

**Minutes of Board of Education Regular Meeting
Enid Public Schools
Independent School District #57, Garfield County, OK
Administrative Services Center Boardroom
500 S. Independence
Enid, OK 73701**

Monday, November 17, 2025 - 6:00 PM

Invocation: Enid Ministerial Alliance

Attendance Taken at 6:00 PM.

Rev. Joe Blackwood: Present
Mr. Matt Lohman: Present
Mr. Randy Long: Present
Mr. Chad Mantz: Present
Mr. Matt Sampson: Absent
Dr Kim Tinius: Present
Mrs. Torry Turnbow: Present

I. Opening

A. Call to Order and Roll Call

B. Presentations

1. Presentation of Colors: Enid High School Air Force JROTC

C. Recognitions:

1. Recognize the American Education Week Representatives:

Garfield Elementary
Waller Middle School
Enid High School
Lincoln Academy

2. Recognize the Enid Public Schools United Way Campaign Winners.

3. Recognize the EEA Poster Contest Winners for American Education Week.

4. Recognize the Enid High School Cross Country State Qualifiers: Matty Diaz, Jose Hernandez, Cassidy Lebeda, Riley Sallee

5. Recognize the Enid High School Varsity Softball team for receiving the Academic Achievement Award from the OSSAA for having a cumulative grade point average of 3.25 or higher as a team.

6. Recognize the Enid High School Varsity Volleyball team for receiving the Academic Achievement Award from the OSSAA for having a cumulative grade point average of 3.25 or higher as a team.

7. Recognize the Enid High School Cheer team for qualifying for the 2025 Game Day State Competition.

II. Audience to Visitors

None.

III. **Superintendent's Report:**

A. Strategic Plan Goal Area 2, Objective 1: Recruit, Hire and Retain Quality Staff Members

B. Eisenhower Update

C. Student Enrollment Numbers

D. Discussion then possible action to adopt the school calendar for the 2026-2027 school year.

MOTION to adopt the school calendar for the 2026-2027 school year. This motion, made by Mr. Matt Lohman and seconded by Mrs. Torry Turnbow, Passed.

Rev. Joe Blackwood: Yea

Mr. Matt Lohman: Yea

Mr. Randy Long: Yea

Mr. Chad Mantz: Yea

Dr Kim Tinius: Yea

Mrs. Torry Turnbow: Yea

E. Discussion then possible action to approve a Memorandum of Agreement with Green Energy Solutions LLC and Enid Public Schools for converting Enid Public Schools assigned vehicles to Compressed Natural Gas and providing CNG station equipment such as compressors, storage vessels and slow fill stations. This will be at zero cost to Enid Public Schools. Minimal expected cost savings of \$36,000.

MOTION to approve a Memorandum of Agreement with Green Energy Solutions LLC and Enid Public Schools for converting Enid Public Schools assigned vehicles to Compressed Natural Gas and providing CNG station equipment such as compressors, storage vessels and slow fill stations. This will be at zero cost to Enid Public Schools. Minimal expected cost savings of \$36,000. This motion, made by Rev. Joe Blackwood and seconded by Mr. Randy Long, Passed.

Rev. Joe Blackwood: Yea

Mr. Matt Lohman: Yea

Mr. Randy Long: Yea

Mr. Chad Mantz: Yea

Dr Kim Tinius: Yea

Mrs. Torry Turnbow: Yea

F. Discussion then possible action to approve Two Trees to remove and replace current Smartboards with Newline interactive boards in all of the elementary schools (excluding Eisenhower Elementary) for grades Pre-K through 3rd during the upcoming Thanksgiving break.

MOTION to approve Two Trees to remove and replace current Smartboards with new line interactive boards in all of the elementary schools (excluding Eisenhower Elementary) for grades Pre-K through 3rd during the upcoming Thanksgiving break. This motion, made by Mr. Matt Lohman and seconded by Rev. Joe Blackwood, Passed.

Rev. Joe Blackwood: Yea
Mr. Matt Lohman: Yea
Mr. Randy Long: Yea
Mr. Chad Mantz: Yea
Dr Kim Tinius: Yea
Mrs. Torry Turnbow: Yea

IV. **Regular Business**

A. Discussion then possible action to approve the following consent agenda items:

MOTION to approve the following consent agenda items: 1-6. This motion, made by Dr Kim Tinius and seconded by Mrs. Torry Turnbow, Passed.

Rev. Joe Blackwood: Yea
Mr. Matt Lohman: Yea
Mr. Randy Long: Yea
Mr. Chad Mantz: Yea
Dr Kim Tinius: Yea
Mrs. Torry Turnbow: Yea

1. Minutes of the Board of Education Regular Meeting of October 13, 2025;
2. Fiscal Year 2026 Encumbrances:
 - a. General Fund Encumbrances for FY 2026 \$740,730.35 (P.O. #'s 1557 - 1767)
 - b. General Fund Change Orders since 10/06/2026 for \$(227,230.87) (P.O. #'s 1 - 1556)
 - c. Building Fund Encumbrances for FY 2026 \$182,892.99 (P.O. #'s 36 - 43)
 - d. Building Fund Change Orders since 10/06/2026 for \$(1,944.50) (P.O. # 5)
 - e. Municipal Tax Levy Fund Encumbrances for FY 2026 \$66,388.00 (P.O. # 1)
 - f. Activity Fund Donations and Gifts for FY 2026 \$1,743.27 (P.O. # 11)
3. Fund raising requests and activity account budgets for the following accounts in the Enid Public Schools Activity Fund for McKinley Elementary, Glenwood Elementary, Hayes Elementary, Emerson Middle School, and Enid High School;
4. Declare numerous items as surplus property for disposal;
5. Approval of a change in wording to Board Policies and Regulations/Procedures as recommended by OSSBA for:
 - a. BBF Code of Ethics for Board Members
 - b. BEC Executive Sessions
 - c. GBA Open Records Request

6. Approval of new Board Policies and Procedures as recommended by OSSBA.
 - a. CKAK Behavioral Threat Assessment
 - b. DOB Due Process for Administrators
 - c. CN-P School Transportation Bus Idling

- B. Discussion then possible action to approve the District Financial Report for October 2025.

MOTION to approve the District Financial Report for October 2025. This motion, made by Mrs. Torry Turnbow and seconded by Rev. Joe Blackwood, Passed.

Rev. Joe Blackwood: Yea

Mr. Matt Lohman: Yea

Mr. Randy Long: Yea

Mr. Chad Mantz: Yea

Dr Kim Tinius: Yea

Mrs. Torry Turnbow: Yea

- C. Discussion then possible action to approve the district Fiscal Year 2026 budget.

MOTION to approve the district Fiscal Year 2026 budget. This motion, made by Mrs. Torry Turnbow and seconded by Rev. Joe Blackwood, Passed.

Rev. Joe Blackwood: Yea

Mr. Matt Lohman: Yea

Mr. Randy Long: Yea

Mr. Chad Mantz: Yea

Dr Kim Tinius: Yea

Mrs. Torry Turnbow: Yea

- V. **New Business: (Any business that has arisen that could not have been foreseen or known about at the time the regular agenda was posted.) 25 O.S. Section 311(A)(9).**

None.

- VI. **Reports, Items of Information, Board Comments and/or Questions:**

- A. Col. Jans' Comments:

Col. Jans thanked the board, Dr. Darrow and EPS for all the Veterans Day Assemblies that happened throughout the district on Veterans Day.

- B. Board Comments and/or Questions:

None.

- VII. **Next Regular Meeting: December 15, 2025 at 6:00 p.m. in the Administrative Services Center boardroom, 500 S. Independence, Enid, OK.**

- VIII. **Discussion then possible action to approve a proposed executive session in room 123 to discuss the employment of those individuals and/or positions listed on the attached Exhibit "A"**

[pursuant to 25 O.S. Section 307(B)(1)], negotiations concerning employees and/or representatives of employee groups [pursuant to 25 O.S. Section 307(B)(2)], and possible purchase, appraisal, sale, lease or acquisition of real property [pursuant to 25 O.S. Section 307(B)(3)].

No executive session, no action was taken.

IX. **Return from Executive Session**

X. **Discussion then possible action to approve those individuals and/or positions listed on the attached Exhibit "A" [pursuant to 25 O.S. Section 307(B)(1)].**

MOTION to approve those individuals and/or positions listed on the attached Exhibit "A" [pursuant to 25 O.S. Section 307(B)(1)]. This motion, made by Dr Kim Tinius and seconded by Mrs. Torry Turnbow, Passed.

Rev. Joe Blackwood: Yea

Mr. Matt Lohman: Yea

Mr. Randy Long: Yea

Mr. Chad Mantz: Yea

Dr Kim Tinius: Yea

Mrs. Torry Turnbow: Yea

XI. **Notification of Reassignments, Retirements and/or Resignations as Approved by the Superintendent and listed on the attached Exhibit "A" [pursuant to 25 O.S. Section 307(B)(1)].**

Notification only. Aside from Berenice Hernandez - Rubalcava, who was mistakenly added to Exhibit A. There was no reason for her name to be added.


XII. **Adjournment**

President Mantz adjourned the meeting at 7:09 pm.

Dr. Sam Robinson
Board Clerk

Annie Blassingame
Assistant Minutes Clerk

Chad Mantz
President, Board of Education

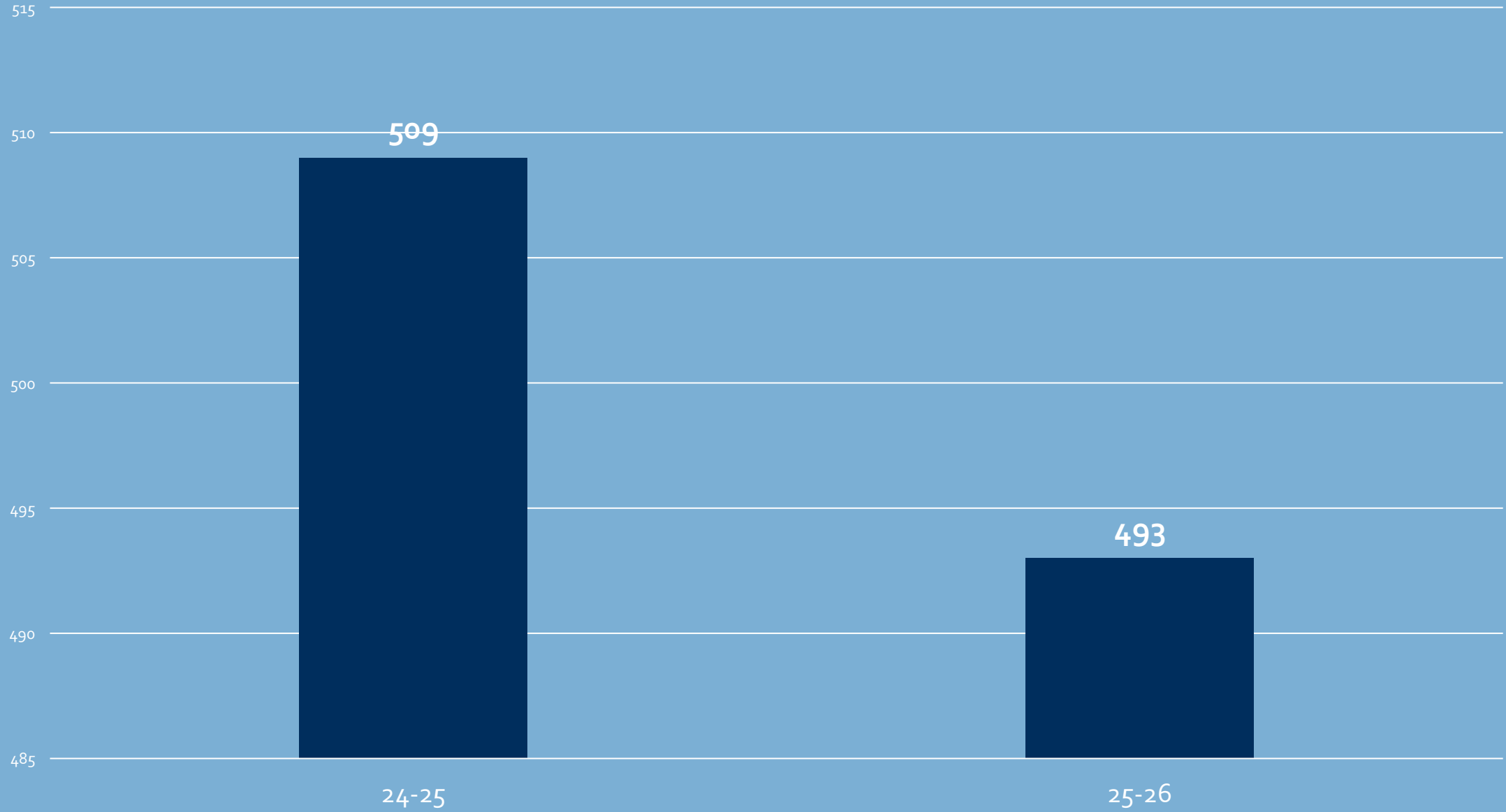


STRATEGIC PLAN GOAL AREA #2

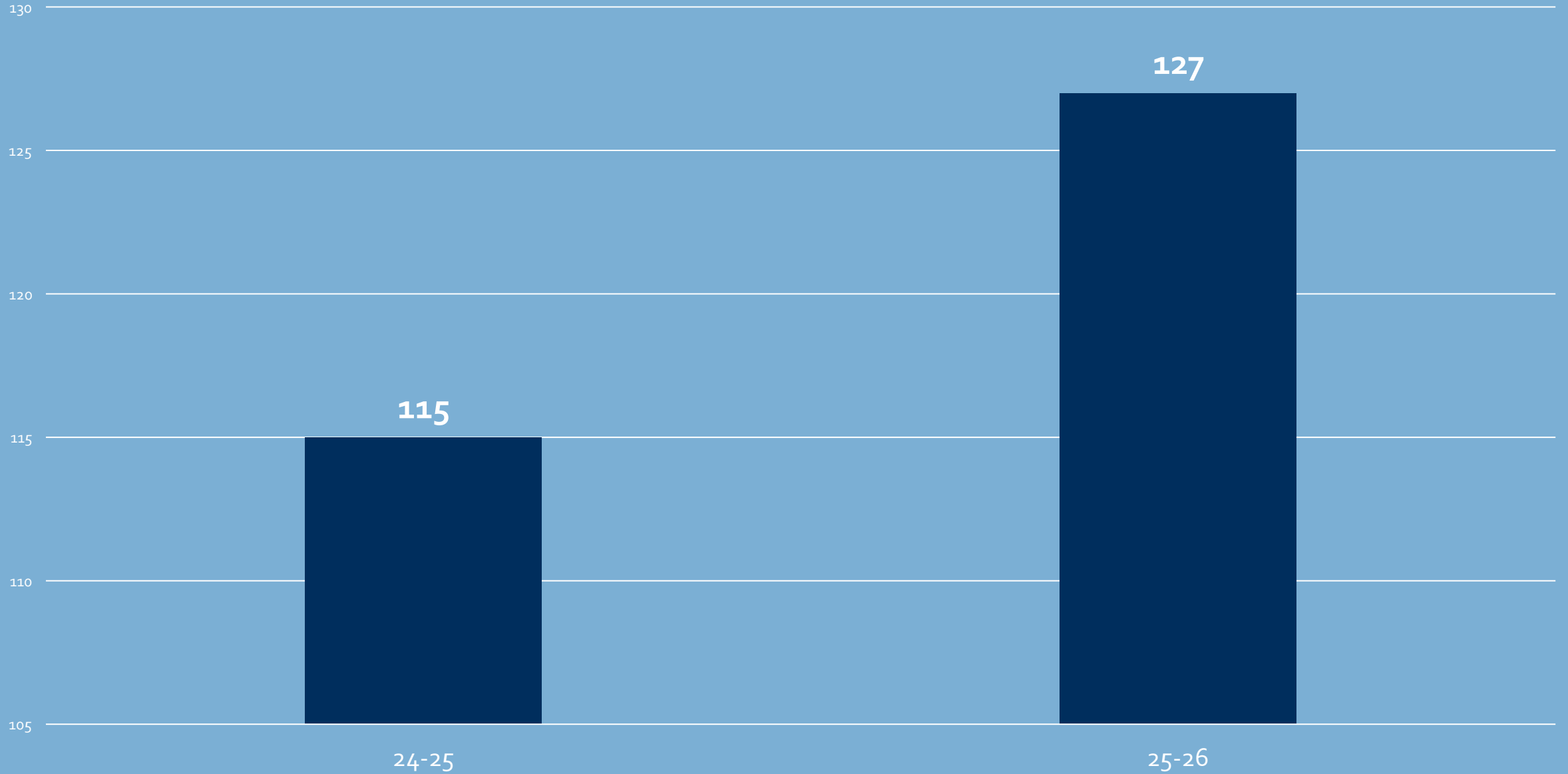
Personnel

Objective 1: Recruit, hire, and retain quality staff members.

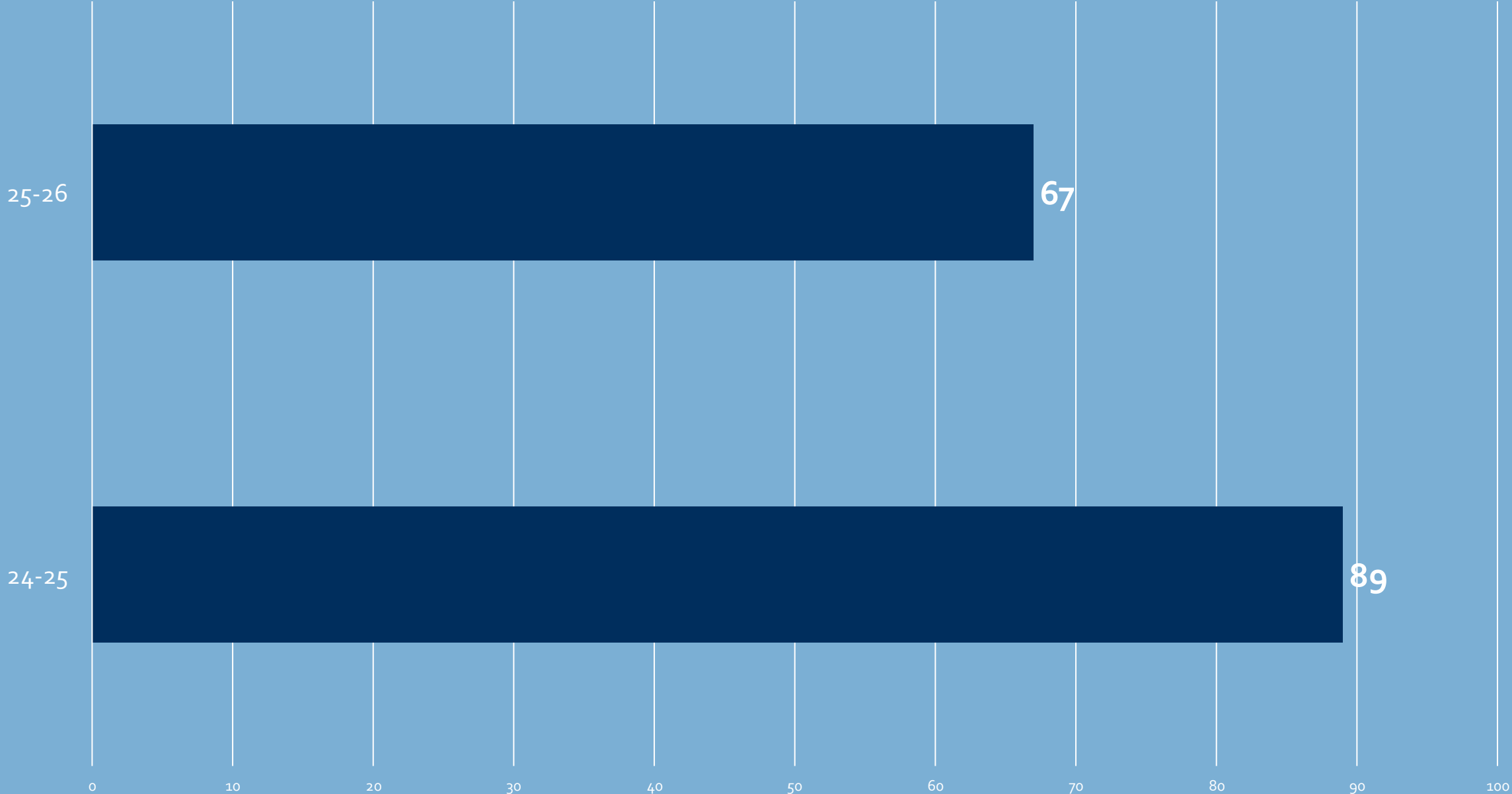
Total Number of Certified Teachers in the District



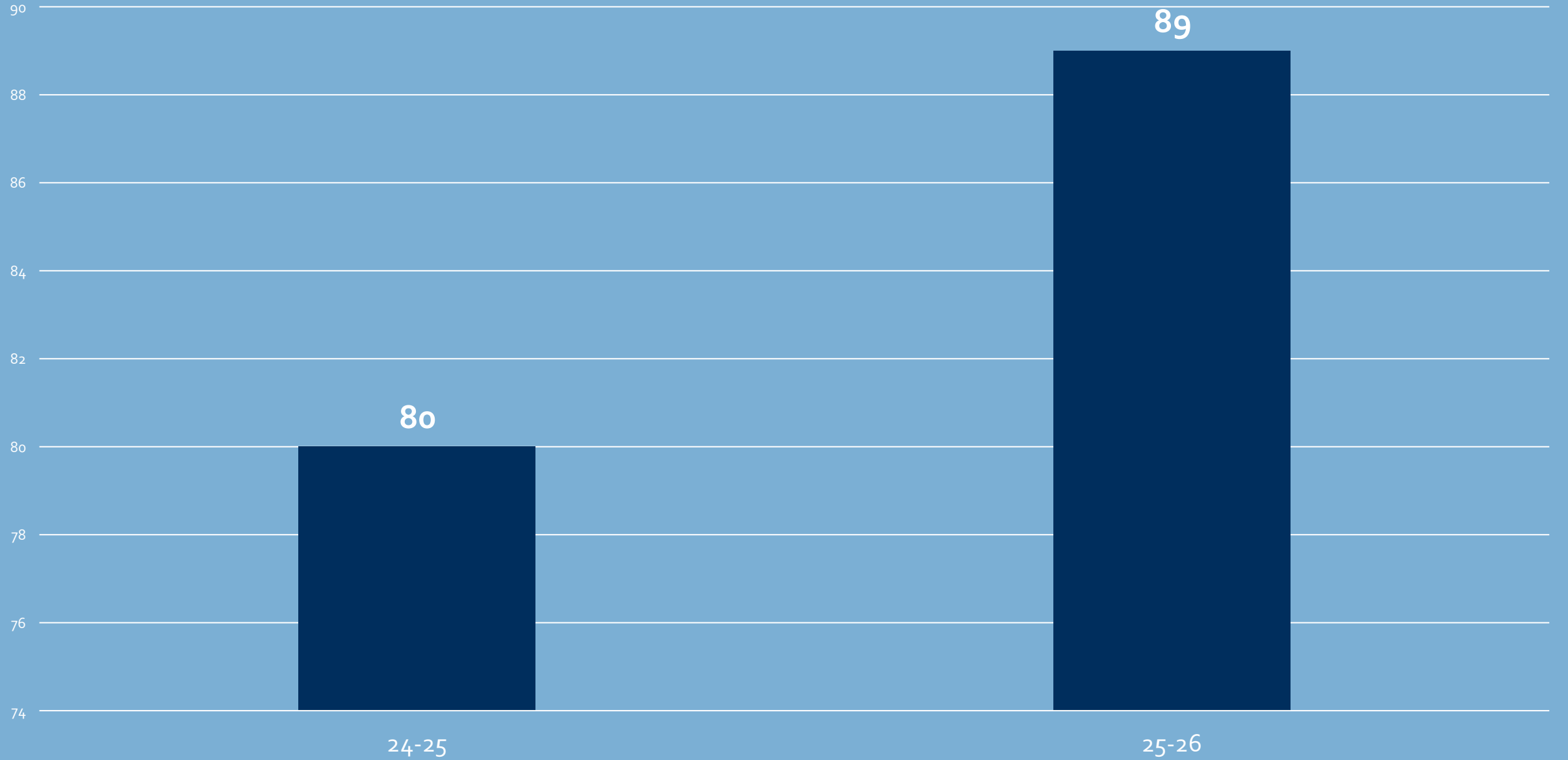
Teachers Rehired on Temporary Contracts



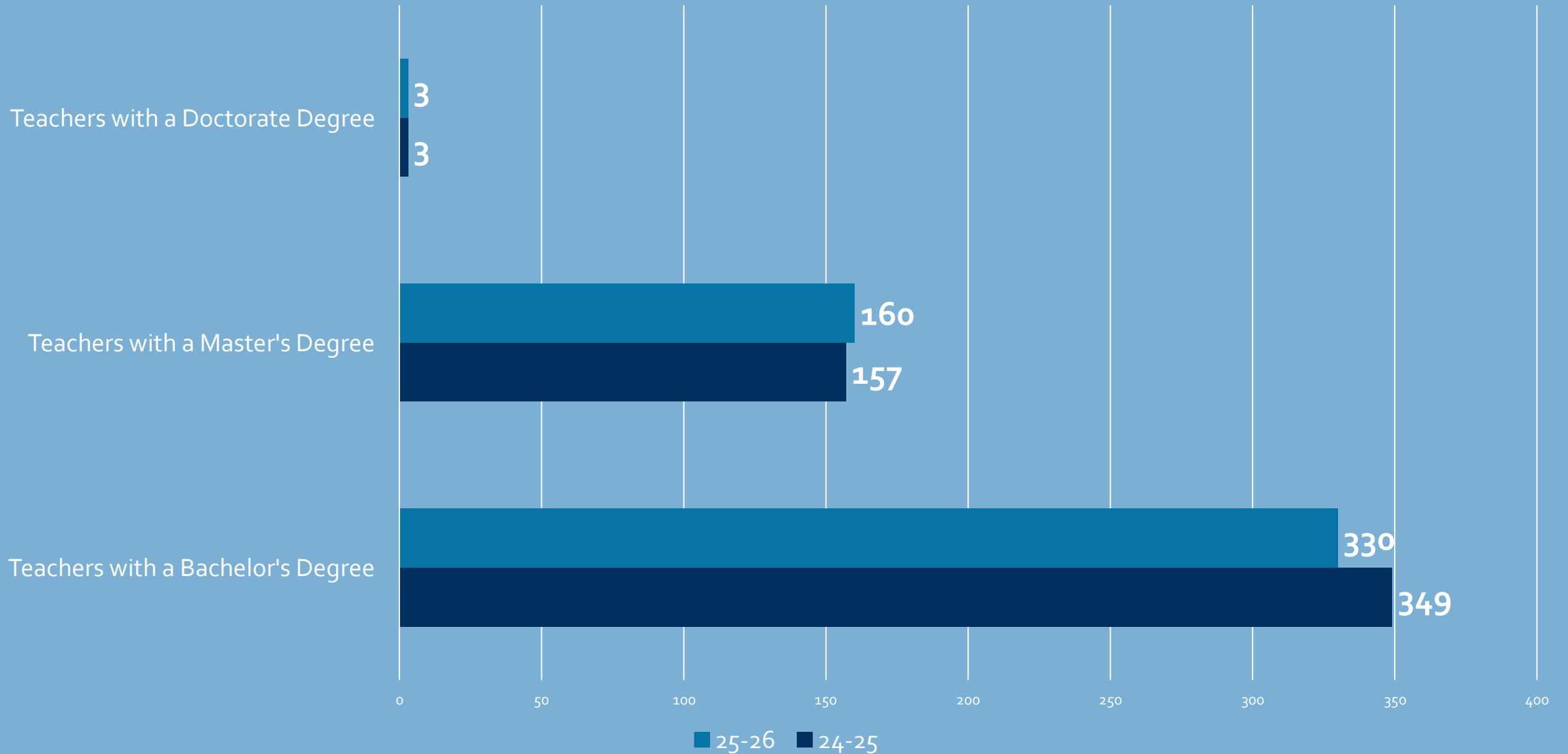
New Teachers Hired



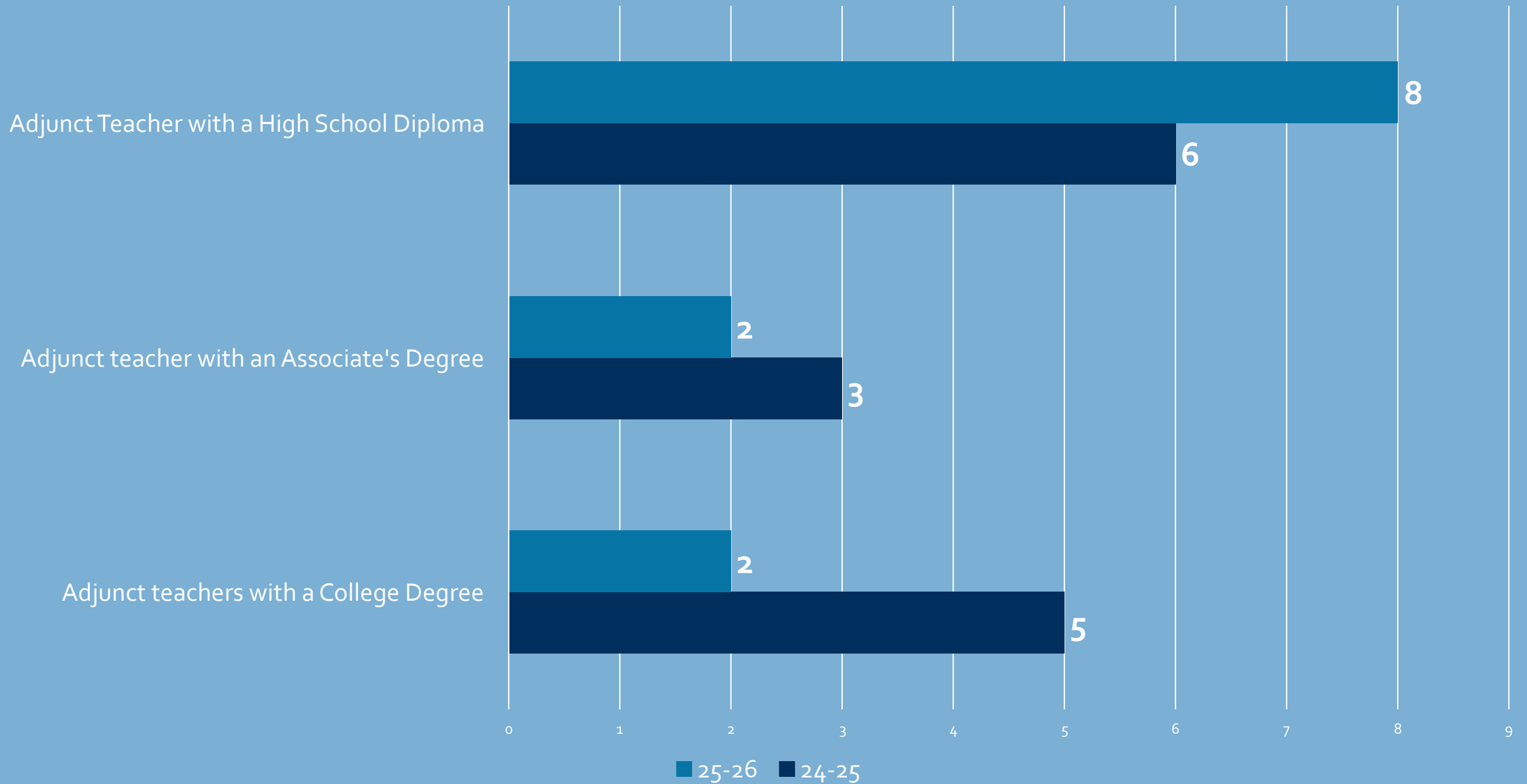
Emergency Certification Requests



Degree Attained by Certified Teachers



Degree Attained by Adjunct Teachers



CAREER FAIRS

NWOSU –Aug. 27, 2025

SWOSU-Nov. 6, 2025

UCO- Nov. 6, 2025

OSU and OU are in the Spring 2026

MARKETING SPECIALIST


Initiative 1 Action Step:

Investigate hiring a marketing person to assist in creating a marketing campaign for the district.


We are currently drafting a job description to begin advertising and post a position for the district.




1 nurse workstation
3/8" = 1'-0"



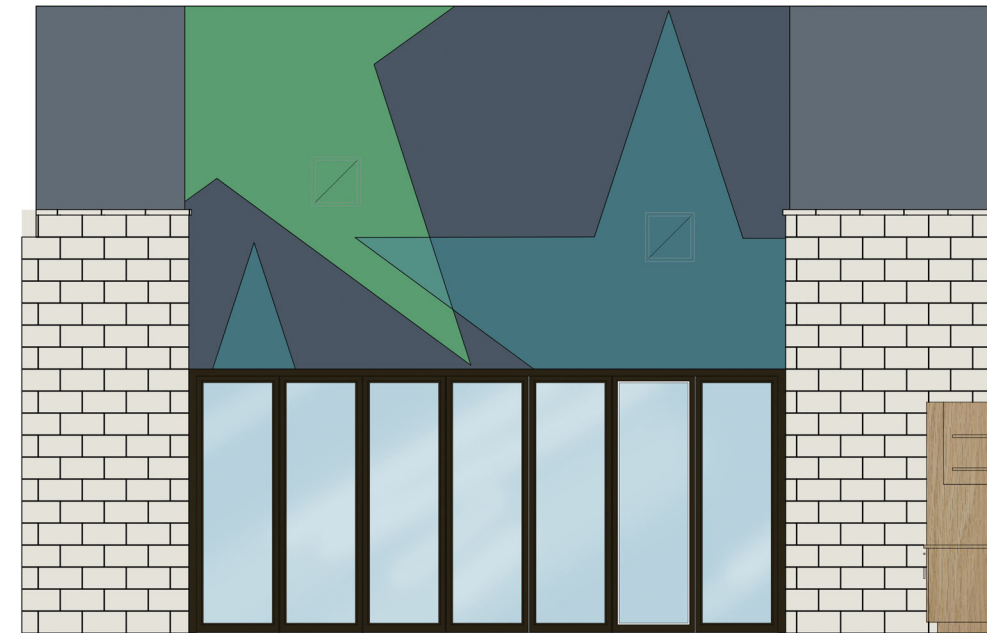
2 conference room tv wall
3/8" = 1'-0"




3 conference room feature wall
3/8" = 1'-0"



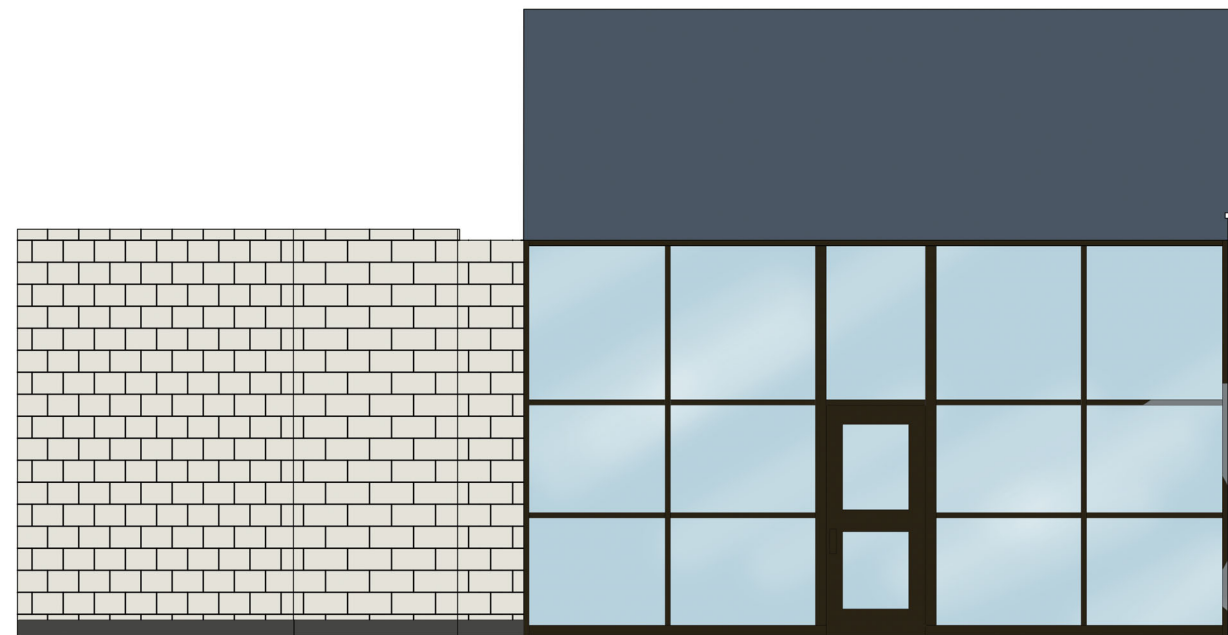
4 STEAM cabinets
3/8" = 1'-0"




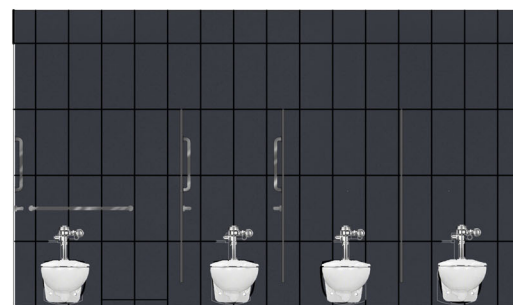
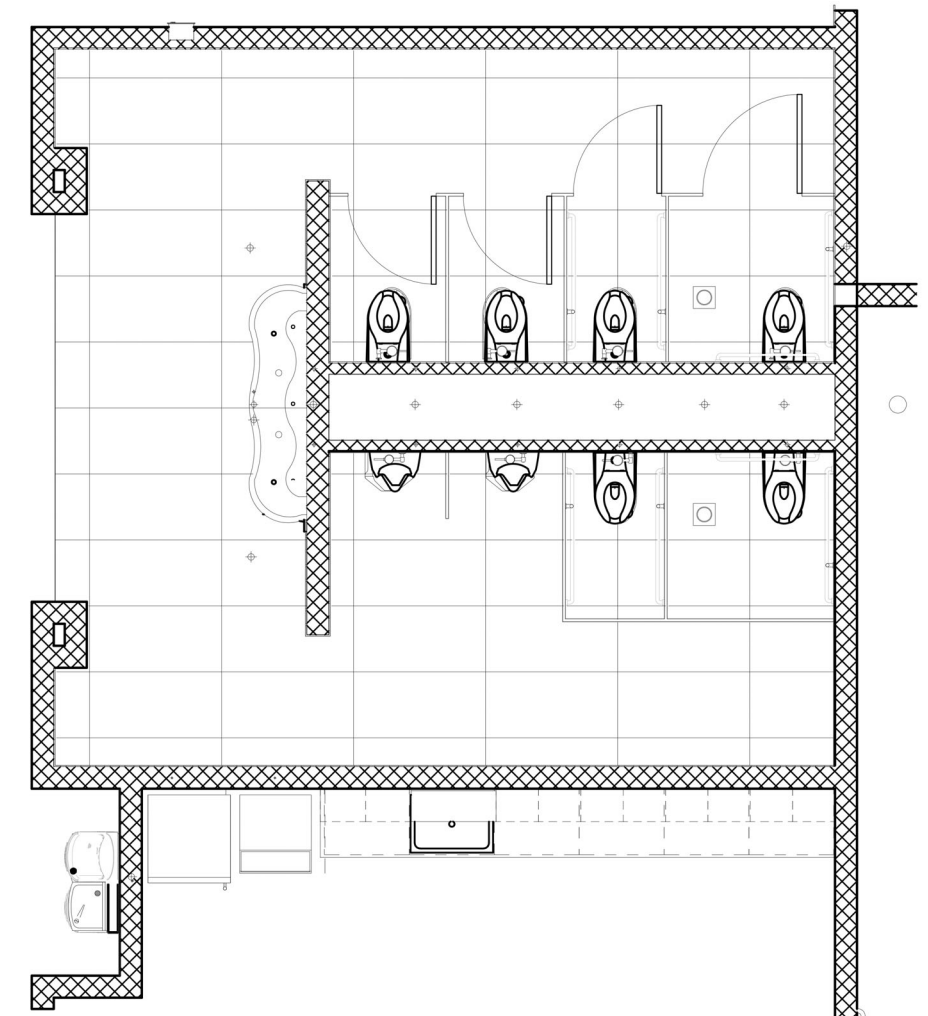
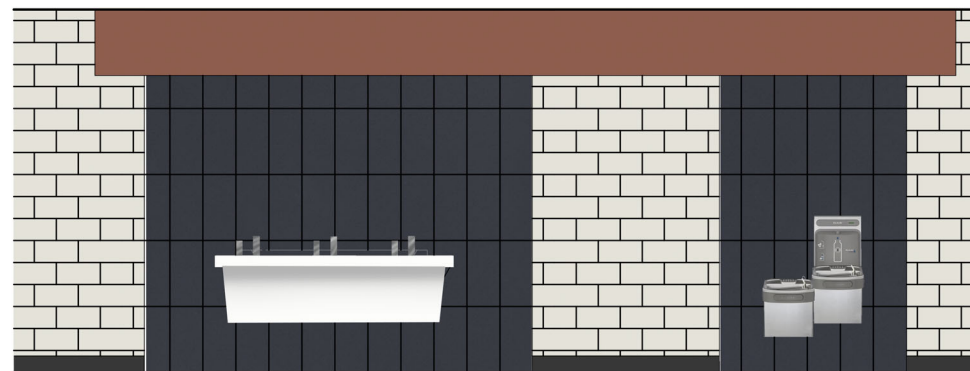


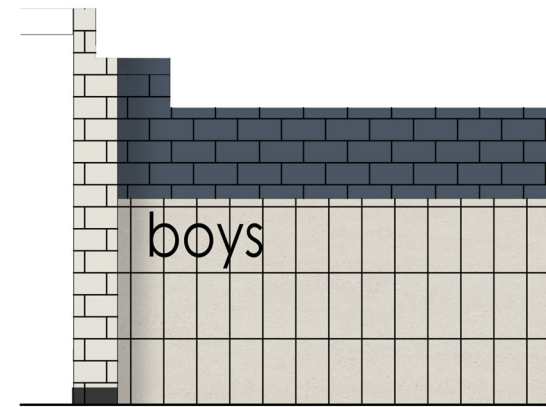
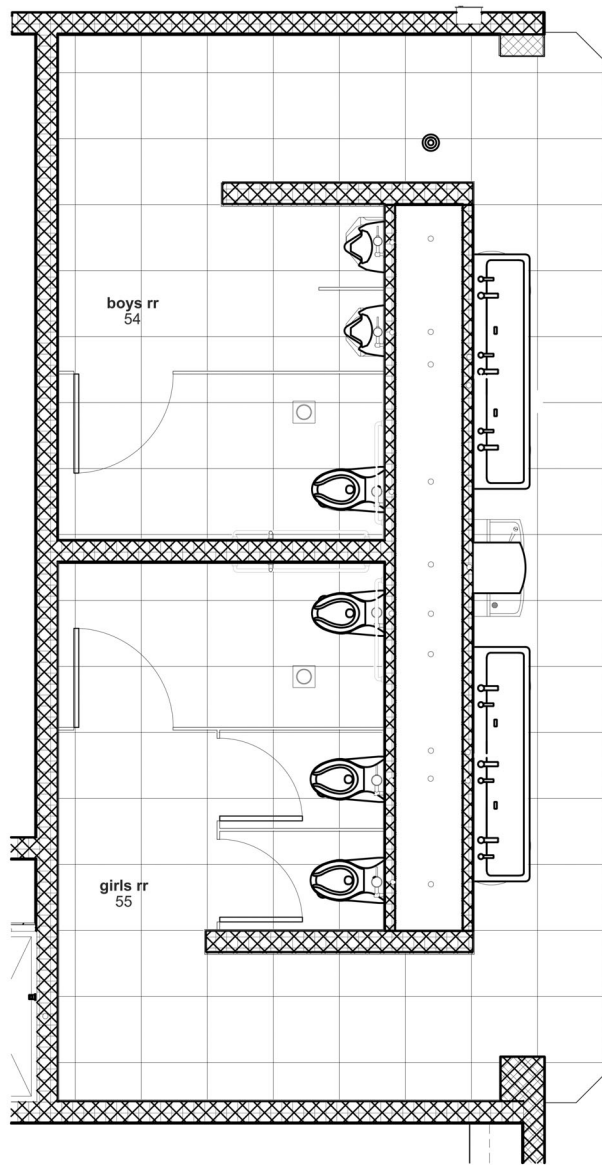
5 STEAM foldable wall
3/8" = 1'-0"

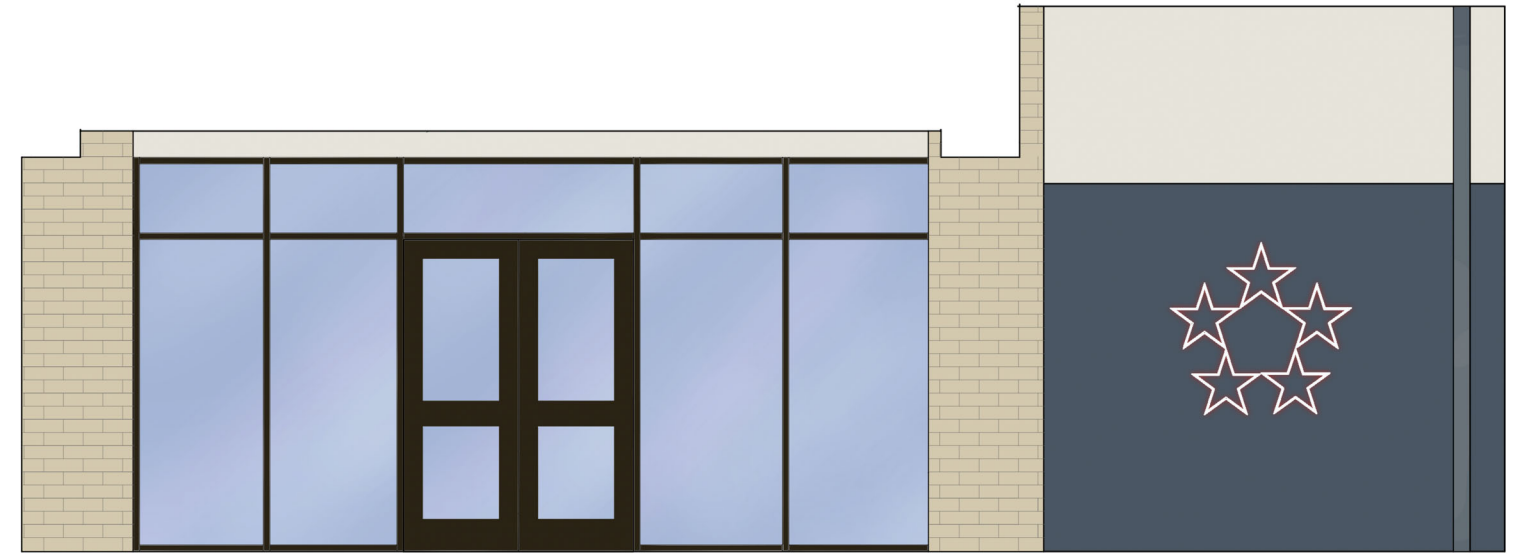



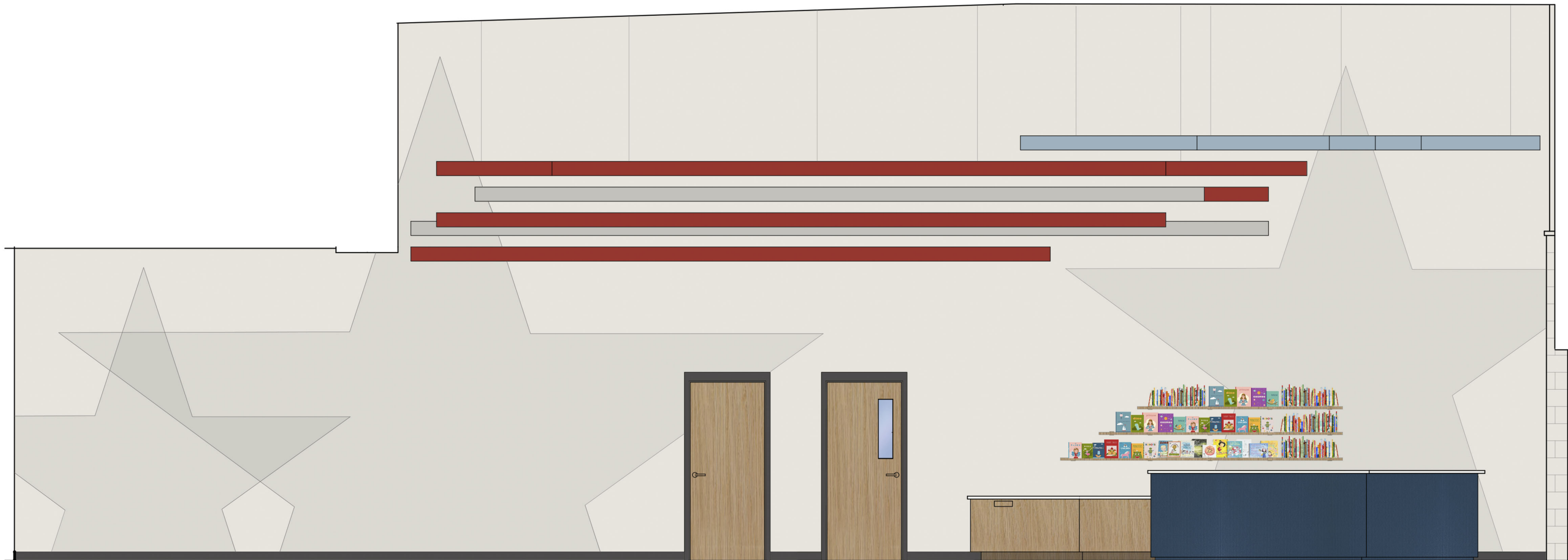
6 STEAM entry wall
3/8" = 1'-0"





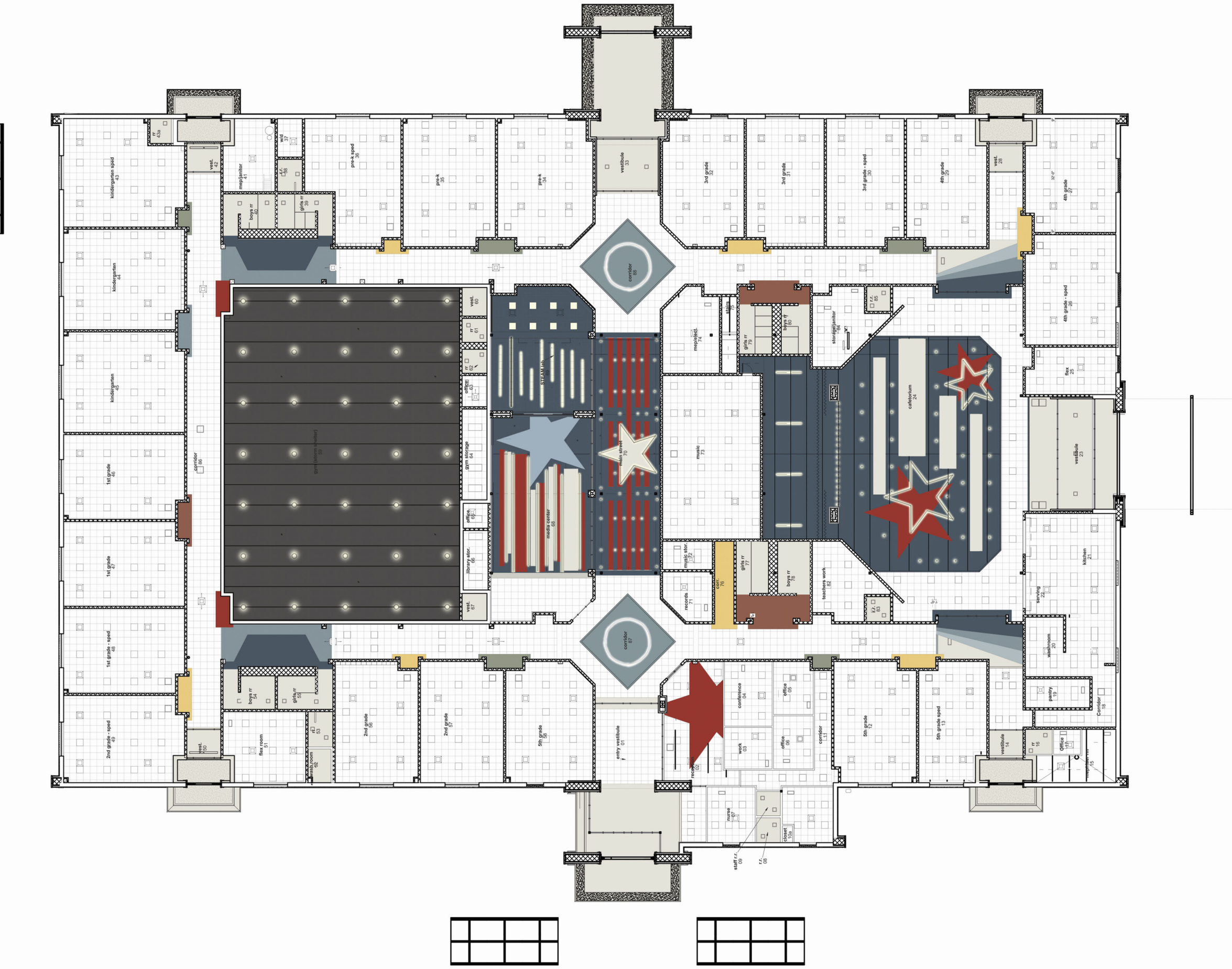
7 STEAM glass entry
3/8" = 1'-0"











Enid Public Schools - Eisenhower Elementary School

2026

July

S	M	T	W	T	F	S
			1	2	3	4
5	6	7	8	9	10	11
12	13	14	15	16	17	18
19	20	21	22	23	24	25
26	27	28	29	30	31	



- ◆ First Day of School 12-Aug
- ◆ Last Day of School 13-May
- Meet the Teacher** 10-Aug
- National Holidays**
- Independence Day 4-Jul

August

S	M	T	W	T	F	S
						1
2	3	4	5	6	7	8
9	10	11	12	13	14	15
16	17	18	19	20	21	22
23	24	25	26	27	28	29
30	31					

- Labor Day 7-Sep
- Memorial Day 31-May
- Holidays**
- Fall Break 16-19 Oct
- Thanksgiving 23-27 Nov
- Christmas 21 Dec to 5 Jan
- MLK Jr. Day 18-Jan
- Spring Break 15-19 Mar
- Good Friday 26-Mar

September

S	M	T	W	T	F	S
		1	2	3	4	5
6	7	8	9	10	11	12
13	14	15	16	17	18	19
20	21	22	23	24	25	26
27	28	29	30			

- Teachers Report 4-Aug
- Teachers will attend Admin led PD, Site PD, District PD and will have 16 hours to set up their classroom during these days. Exact times TBD by site.

October

S	M	T	W	T	F	S
				1	2	3
4	5	6	7	8	9	10
11	12	13	14	15	16	17
18	19	20	21	22	23	24
25	26	27	28	29	30	31

- District PD 7-Aug
- Site PD 4-Sep 5-Jan 15-Feb
- Teacher Work Days-**
- 4-Jan 14-May

November

S	M	T	W	T	F	S
1	2	3	4	5	6	7
8	9	10	11	12	13	14
15	16	17	18	19	20	21
22	23	24	25	26	27	28
29	30					

- Parent Teacher Conferences**
- October Evening Conf.**
- School is in Session
- March Evening Conf.**
- School is in Session

December

S	M	T	W	T	F	S
		1	2	3	4	5
6	7	8	9	10	11	12
13	14	15	16	17	18	19
20	21	22	23	24	25	26

- Attendance Data**
- 1st QTR Ends Oct 16 45 Days
- 2nd QTR Ends Dec 19 39 Days
- 3rd QTR Ends Mar 13 46 Days
- 4th QTR Ends May 15 38 Days
- Days Taught** 168
- Work Days** 4
- Professional Days** 7
- 179
- No school for students or staff. Make up day for evening

2027

January

S	M	T	W	T	F	S
					1	2
3	4	5	6	7	8	9
10	11	12	13	14	15	16
17	18	19	20	21	22	23
24	25	26	27	28	29	30
31						

February

S	M	T	W	T	F	S
	1	2	3	4	5	6
7	8	9	10	11	12	13
14	15	16	17	18	19	20
21	22	23	24	25	26	27
28						

March

S	M	T	W	T	F	S
	1	2	3	4	5	6
7	8	9	10	11	12	13
14	15	16	17	18	19	20
21	22	23	24	25	26	27
28	29	30	31			

April

S	M	T	W	T	F	S
				1	2	3
4	5	6	7	8	9	10
11	12	13	14	15	16	17
18	19	20	21	22	23	24
25	26	27	28	29	30	

May

S	M	T	W	T	F	S
						1
2	3	4	5	6	7	8
9	10	11	12	13	14	15
16	17	18	19	20	21	22
23	24	25	26	27	28	29
30	31					

June

S	M	T	W	T	F	S
		1	2	3	4	5
6	7	8	9	10	11	12
13	14	15	16	17	18	19
20	21	22	23	24	25	26

27	28	29	30	31		
----	----	----	----	----	--	--

Parent/Teacher Conference

27	28	29	30			
----	----	----	----	--	--	--

Green Energy Solution CNG Diesel Assist School Bus Program

Fiscal Year	Fuel Cost	25% Fuel Savings	ONG Cost \$1 for \$3 saved	Minimal Expected Total
FY25	\$215,758.59	\$53,939.65	\$17,979.88	\$35,959.77
FY24	\$254,579.74	\$63,644.94	\$21,214.98	\$42,429.96
FY23	\$267,943.73	\$66,985.93	\$22,328.64	\$44,657.29

Money Saving Features

Reduced Fuel Costs

Longer Range Capacity

Prolong Maintenance Times

If the CNG/RNG supply is lost or depleted, the GES Assist system automatically changes over from Assist Fuel to diesel-only operation. There is no range anxiety or lost time. When CNG/RNGs pressure is restored, the process seamlessly returns back to Assist Fuel operation. Engines with GES Assist Fuel System will not run exclusively on CNG/RNG natural gas.

The GES ASSIST system operates as a standalone device and requires no alteration to the OEM fuel strategy. Gas injection will enhance the diesel combustion safely and smoothly, liberating more power from the diesel charge. This increased efficiency is derived from a more complete combustion of the diesel charge; thus, reducing waste diesel that normally forms soot (particulate). Throttle response will be crisper and the increased economy is derived from less throttle being required to do the same work as on straight diesel operation. The OEM fuel assembly is not altered; therefore, should the gas cylinder become depleted, the engine will once again run to OEM spec. The system is fully automatic. The driver is not required to switch back and forth.

MEMORANDUM OF AGREEMENT

THIS MEMORANDUM OF AGREEMENT (this “MOA”), dated as of 10/21/2025 sets forth certain nonbinding understandings and binding agreements between Green Energy Solutions, LLC (the “Assignor”), an Oklahoma Limited Liability Company, and Enid Public Schools (the “Assignee”), Enid Schools, relating to the proposed assignment of certain Compressed Natural Gas (CNG) conversion equipment (the “CNG Equipment”).

For purposes of this MOA, CNG Equipment shall mean, collectively:

- “CNG Station Equipment”, including but not limited to compressors, storage vessels, and slow-fill stations; and
- “CNG Conversion Kits”, being the vehicle conversion kits installed on Assignee’s vehicles.

Included in the assignment is the installation of the CNG Equipment stated above (the “**Proposed Transaction**”). The Assignor and the Assignee are sometimes referred to individually as a “**Party**” and collectively as the “**Parties**”.

1. Binding Effect: Future Definitive Agreement. This MOA constitutes a binding agreement between the Parties with respect to the matters expressly set forth herein, including without limitation Sections 2(b)–(d) and Section 3(f)–(m). The Parties acknowledge and agree that they intend to negotiate and execute a more comprehensive definitive agreement (the “**Definitive Agreement**”). Upon execution of the Definitive Agreement, that agreement shall supersede this MOA. Until such time, this MOA shall remain in full force and effect and shall be enforceable in accordance with its terms.

2. Present Intention. It is the present intention of the Parties that Assignee would purchase for no upfront cost but is obligated to upkeep the CNG Equipment in a good faith and workman like manner, and Assignor would provide the certain CNG Equipment including the installation of the CNG Equipment on the stated terms and conditions set forth in this Section 2, while retaining ownership of the CNG Equipment subject to Section 2(d). These terms are based upon information currently available. They do not reflect all the material terms of the Proposed Transaction but provide a basis for negotiating the Definitive Agreement (as defined below).

(a) Definitive Agreement. The Parties intend to negotiate in good faith a formal written Definitive Agreement to further detail and supplement the terms of this MOA. However, the absence or delay of such Definitive Agreement shall not relieve either Party from its obligations expressly stated herein.

(b) Price. The proposed price for the purchase and installation of the CNG Equipment would be \$0, contingent on Assignee's responsibility of keeping the equipment and property in a good and workmanlike manner. Assignee shall show Assignor as owner of the equipment on all tax reports and returns during the period of this Agreement. Assignee shall cooperate with Assignor in obtaining, securing and transferring all Environmental Attributes and Environmental Incentives and the benefit of all Tax Credits & Deductions.

(c) Quantity. The proposed quantity of goods purchased and installed will include, but is not limited to:

45.00 Compressed Natural Gas Kits;

1.00 Compressed Natural Gas Compressor(s);

2.00 Compressed Natural Gas Storage Vessel(s); and

24.00 Compressed Natural Gas Slow-Fill Posts

(d) Ownership. The CNG Equipment shall remain the sole property of the Assignor indefinitely. Ownership shall only transfer to the Assignee if and when both Parties mutually agree in writing to a sale or transfer of ownership at a later date.

(e) Customary Provisions. The Definitive Agreement will contain such covenants, conditions, indemnities, representations and warranties as are customary for this type of transaction and as the Parties would mutually agree.

3. In consideration of the significant expenses that the Parties will incur in pursuing the Proposed Transaction and drafting and negotiating the Definitive Agreement, the Parties agree as follows:

(f) Good Faith Negotiations. The Parties shall negotiate in good faith and use their reasonable and best efforts to bring about the execution and delivery of the Definitive Agreement at the earliest practicable time.

(g) Due Diligence. Conclusion of the Proposed Transaction is subject to completion of a due diligence investigation by the Parties. Each Party agrees to provide representatives of the other Party with reasonable access to such information and such individuals as the other Party may reasonably request in order to carry out its due diligence investigation.

(h) Costs and Expenses. Each Party shall be responsible for all of its costs and expenses associated with pursuing the Proposed Transaction, including without limitation (i) the performance of its obligations under this MOA, (ii) conducting its due diligence investigation, and (iii) drafting and negotiating the Definitive Agreement.

(i) Term and Termination. The rights and obligations of the Parties contained in this MOA shall expire upon the execution of the Definitive Agreement. Either Party may terminate this MOA after 21 calendar days from the date of this MOA without any obligation or liability to the other Party; provided, however, that Section 3(f) and Section 3(g) shall survive such termination. In the event this MOA is terminated prior to the execution of a Definitive Agreement, and absent a mutually agreed upon sale of the CNG Equipment, ownership of the CNG Equipment shall remain with the Assignor.

(j) Governing Law. This MOA shall be governed by and construed in accordance with the internal laws of the state of Oklahoma, without giving effect to any choice or conflict of law provision or rule (whether of the state of Oklahoma or any other jurisdiction) that would cause the application of laws of any jurisdiction other than those of the state of Oklahoma.

(k) No Third-Party Beneficiaries. Nothing herein is intended or shall be construed to confer upon any person or entity other than the Parties and their successors or assigns, any rights or remedies under or by reason of this MOA.

(l) No Assignment. Neither this MOA, nor any rights or obligations hereunder may be assigned, delegated, or conveyed by either Party without the prior written consent of the other Party.

(m) Counterparts. This MOA may be executed in counterparts, each of which shall be deemed to be an original, but all of which together shall constitute one agreement.

[SIGNATURE PAGE FOLLOWS]

IN WITNESS WHEREOF, the Parties hereto have executed this MOA as of the date set forth above:


Entity:

By:  _____
Signed by:
30A092F6CFE2436...

Name: Rick Moulton

Title: Transportation Director Enid Public Schools

Green Energy Solutions, LLC

By:  _____
DocuSigned by:
83868457D1B540F...

Name: Kyle Flint

Title Business Development Manager

Fiscal Year
2025-2026

Fund
11 GENERAL FUND

Accounting Purchase Order

Enid Public Schools
ADMINISTRATIVE SERVICES CENTER
500 S INDEPENDENCE
ENID OK 73701

PO No
2026-11-1770

PO Date
11/10/2025

Ship To: Enid Public Schools
EPS RECEIVING CENTER
218 W PARK
ENID OK 73701


Vendor No: 18428
To: TWOTREES TECHNOLOGIES LLC


200 NORTH EMPIRE
WICHITA KS 67202

Amount
\$24,146.00

Date Requested: 11/10/2025
Date Approved: 11/10/2025

Requested By
J HERBEL

Encumbered By


Approved By


Description: PK interactive boards

Description	Vendor Item No	Qty	Unit Price	Extended Price
	Amount	Start Date		Classification
PK board roll out. quote 54032		1.000	\$24,146.00	\$24,146.00
	1,857.38	11/10/2025		11-050-1000-651-100-1050-000-120
	3,714.76	11/10/2025		11-050-1000-651-100-1050-000-130
	3,714.76	11/10/2025		11-050-1000-651-100-1050-000-132
	1,857.38	11/10/2025		11-050-1000-651-100-1050-000-137
	1,857.38	11/10/2025		11-050-1000-651-100-1050-000-140
	1,857.38	11/10/2025		11-050-1000-651-100-1050-000-165
	7,429.58	11/10/2025		11-050-1000-651-100-1050-000-170
	1,857.38	11/10/2025		11-050-1000-651-100-1050-000-175

Fiscal Year
2025-2026
Fund
11 GENERAL FUND

Accounting Purchase Order

Enid Public Schools
 ADMINISTRATIVE SERVICES CENTER
 500 S INDEPENDENCE
 ENID OK 73701

PO No
2026-11-1722
PO Date
11/5/2025


Ship To:	Enid Public Schools
	EPS RECEIVING CENTER
	218 W PARK
	ENID OK 73701

Vendor No:	18428
To:	TWOTREES TECHNOLOGIES LLC
	200 NORTH EMPIRE
	WICHITA KS 67202

Amount
\$200,000.00

Date Requested	Date Approved
11/4/2025	11/5/2025

Requested By
J HERBEL

Encumbered By


Approved By


Description: Smart TV's K, 1st, 2nd and 3rd

Description	Vendor Item No	Qty	Unit Price	Extended Price
	Amount	Start Date		Classification
Replacing SmartBoards with Newline Interactive Tv's		1.000	\$200,000.00	\$200,000.00
	2,000.00	11/5/2025		11-050-1000-651-100-1050-000-038
	16,000.00	11/5/2025		11-050-1000-651-100-1050-000-105
	24,000.00	11/5/2025		11-050-1000-651-100-1050-000-120
	34,000.00	11/5/2025		11-050-1000-651-100-1050-000-130
	22,000.00	11/5/2025		11-050-1000-651-100-1050-000-132
	16,000.00	11/5/2025		11-050-1000-651-100-1050-000-137
	16,000.00	11/5/2025		11-050-1000-651-100-1050-000-140
	12,000.00	11/5/2025		11-050-1000-651-100-1050-000-160
	16,000.00	11/5/2025		11-050-1000-651-100-1050-000-165
	26,000.00	11/5/2025		11-050-1000-651-100-1050-000-170
	16,000.00	11/5/2025		11-050-1000-651-100-1050-000-175

Consent Agenda

IV. A. 2. Claims / Encumbrances for FY 2026

Claims:

2. Fiscal Year 2026 Encumbrances
 - a. General Fund Encumbrances for FY 2026 \$740,730.35 (P.O. #'s 1557 - 1767)
 - b. General Fund Change Orders since 10/06/2026 for \$(227,230.87) (P.O. #'s 1 – 1556)
 - c. Building Fund Encumbrances for FY 2026 \$182,892.99 (P.O. #'s 36 - 43)
 - d. Building Fund Change Orders since 10/06/2026 for \$(1,944.50) (P.O. # 5)
 - e. Municipal Tax Levy Fund Encumbrances for FY 2026 \$66,388.00 (P.O. # 1)
 - f. Activity Fund Donations and Gifts for FY 2026 \$1,743.27 (P.O. # 11)

Administrative Recommendation:

Your administration recommends approval of these routine items.

Board Action Required.

Encumbrance Register

Options: Year: 2025-2026, Date Range: 7/1/2025 - 6/30/2026, PO Range: 1557 - 4999, Fund(s): GENERAL FUND

Fund	PO No	Date	Vendor No	Vendor	Description	Amount
11	1557	10/06/2025	15831	AMAZON CAPITAL SERVICES INC	Chess Games for Elem Gifted	500.00
11	1558	10/06/2025	2395	UNIQUE DESIGN STUDIO AND MORE	EHS-UNIVERSITY CENTER-WINDOW COVERING	6,200.00
11	1559	10/06/2025	77156	KRISTEN A JONES	Reimbursement for Supplies	500.00
11	1560	10/06/2025	11929	WALMART	TV & Mount Display	350.00
11	1561	10/06/2025	15831	AMAZON CAPITAL SERVICES INC	Helpful tools and Learning tools	136.50
11	1562	10/06/2025	5887	OKLAHOMA TSA	Julian-Fall Leadership Conf. Norman Nov. 13, '25	175.00
11	1563	10/07/2025	15831	AMAZON CAPITAL SERVICES INC	Materials for instructional needs	265.02
11	1564	10/07/2025	14451	IXL LEARNING INC	IXL classroom license renewal - Goss	1,079.00
11	1565	10/07/2025	15831	AMAZON CAPITAL SERVICES INC	Supplies Needed for Parental Involvement Night	1,000.00
11	1566	10/07/2025	2620	EAI EDUCATION	Calculators for math intervention - C. Honigsberg	149.25
11	1567	10/07/2025	15831	AMAZON CAPITAL SERVICES INC	Books/teaching manipulatives for intervention	1,111.00
11	1568	10/09/2025	18438	EL MONCHIS LLC	Tacos for Senior Visit @ Northwestern	820.00
11	1569	10/09/2025	6996	LOWE'S HOME IMPROVEMENT WHSE.	Wheels for Band Instrument Carts	319.84
11	1570	10/09/2025	18050	FJ'S PIZZA LLC	Pizza for Mass Band	1,112.62
11	1571	10/09/2025	18437	ON FIRE PIZZA	Pizza for Senior Visit @ Northwestern	1,344.35
11	1572	10/09/2025	18436	OKIE DOKIE DOGS VENDING & CATERING	Hot Dog for Senior Visit @ Northwestern	720.00
11	1573	10/09/2025	292	P & J LLC JUMBO	Snacks for ACT Testing	3,000.00
11	1574	10/09/2025	17102	BRAUMS	Bag of Burgers for Parent Teacher Conference	268.00
11	1575	10/09/2025	292	P & J LLC JUMBO	Dinner for Parent Teacher Conference	819.79
11	1576	10/09/2025	3325	MUNGER & KROUT INC	Wrestling Uniform Shirts	1,500.00
11	1577	10/09/2025	16248	SLATER MECHANICAL LLC	NEW COMPRESSOR ADMIN-SOUTH IT SERVER ROOM	3,275.00
11	1578	10/09/2025	320	MERRIFIELD OFFICE PLUS	building supplies and needs	500.00
11	1579	10/09/2025	18439	MEANINGFUL SPEECH LLC	GLP Course for SLPs FY26	2,632.00
11	1580	10/09/2025	11929	WALMART	Bat Wings & Spider Webs	65.00
11	1581	10/09/2025	15831	AMAZON CAPITAL SERVICES INC	Adaptive Supplies (PT) FY26	73.98
11	1582	10/09/2025	320	MERRIFIELD OFFICE PLUS	table for kindergarten classroom	435.00
11	1583	10/09/2025	12587	PEARSON ASSESSMENTS	NNAT Licenses for Gifted	6,600.00
11	1584	10/09/2025	8941	OKLAHOMA LIBRARY ASSOCIATION	Librarians Membership	436.00
11	1585	10/10/2025	15027	ENID ROTARY CLUB	REF TO 2026-11-244	1,400.00
11	1586	10/13/2025	15831	AMAZON CAPITAL SERVICES INC	Document cameras for Teachers	509.30
11	1587	10/13/2025	18441	INDIANAPOLIS PARKING LLC	Hager-Parking at FFA National Convention Fall 2025	150.00
11	1588	10/13/2025	6153	OKLAHOMA STRINGS INC	Instrument Repairs for Orchestra	3,000.00
11	1589	10/13/2025	800	NCHO	Orchestra Entry Fee	50.00
11	1590	10/13/2025	17968	DOUGLAS FOOD STORES INC	Cake Pans	1,048.32

Encumbrance Register

Options: Year: 2025-2026, Date Range: 7/1/2025 - 6/30/2026, PO Range: 1557 - 4999, Fund(s): GENERAL FUND

Fund	PO No	Date	Vendor No	Vendor	Description	Amount
11	1591	10/13/2025	18434	WATSON TRUCK & SUPPLY INC	Parts	2,000.00
11	1592	10/13/2025	15831	AMAZON CAPITAL SERVICES INC	Amazon-Jones @ EHS Aviation DJI Mini Drone	530.00
11	1593	10/13/2025	15869	KIDSHINE INTERNATIONAL	Parent Involvement Activity Night	1,350.00
11	1594	10/13/2025	10950	OAEA	Registration for conference, Nov 14-15, Goodwin	202.87
11	1595	10/13/2025	16555	LITERACY RESOURCES LLC	instructional materials	199.36
11	1596	10/13/2025	2157	CONTINENTAL PRESS	Finish Line for ELL's 4th and 5th grade	1,340.65
11	1597	10/14/2025	9597	SCHOOL SPECIALTY LLC	Classroom Supplies for Homeless Students	13,797.90
11	1598	10/14/2025	16243	JENELLE R CRISMAS	OKSTE REGISTRATION AND TRAVEL EXPENSES	3,407.40
11	1599	10/14/2025	11807	MIDWEST SPORTING GOODS	Girls Basketball Gear/Supplies	1,475.00
11	1600	10/14/2025	14913	FOLLETT SCHOOL SOLUTIONS LLC	Books for EHS Library	12,000.00
11	1601	10/14/2025	15831	AMAZON CAPITAL SERVICES INC	1st and 4th grade	320.00
11	1602	10/14/2025	18442	SMTP2GO INC	Set up email routing for parent notification	750.00
11	1603	10/14/2025	15831	AMAZON CAPITAL SERVICES INC	reference PO 2026-11-1187	120.45
11	1604	10/14/2025	2154	DEMCO INC	Supplies for the Library	448.40
11	1605	10/14/2025	16091	LANG WELL DRILLING INC	New Turf for Outdoor Learning at Waller	71,500.00
11	1606	10/15/2025	2633	DOUBLETREE/DOWNTOWN TULSA	OKSTE Lodging for Conference	150.00
11	1607	10/15/2025	3739	ORIENTAL TRADING COMPANY	family fun night	541.02
11	1608	10/15/2025	15831	AMAZON CAPITAL SERVICES INC	family fun night	250.00
11	1609	10/15/2025	11929	WALMART	PCard to Walmart-3rd grade	200.00
11	1610	10/15/2025	15831	AMAZON CAPITAL SERVICES INC	Music Program Instructional Materials	450.37
11	1611	10/15/2025	13208	ARVEST BANK	TSA Fall Conference Student Meals	30.00
11	1612	10/15/2025	18448	JENNINFER VALDEZ	CAFETERIA REFUND	43.05
11	1613	10/21/2025	2751	APPLE COMPUTER INC	iPads for Footbal Stadium	900.00
11	1614	10/21/2025	17474	OKLAHOMA FCCLA	Hartwick-FCCLA District STAR Event Nov. 19th-Enid	90.00
11	1615	10/21/2025	77776	BRENT A POLWORT	Meal - Polwort Fall Leadership Conf. Norman, OK	25.00
11	1616	10/21/2025	73485	GLEN W JULIAN	Meal - Julian Fall Leadership Conf. in Norman, OK	25.00
11	1617	10/21/2025	13537	COLLEGE ENTRANCE EXAMINATION BOARD	AP Professional Learning Workshop - 1 day	4,462.50
11	1618	10/21/2025	17474	OKLAHOMA FCCLA	FFCLA District Leader. Mtng 10/2 for 10 students	125.00
11	1619	10/21/2025	2314	A-Z CARPET CENTER, INC.	Wall Tile Waller Cafeteria	16,241.31
11	1620	10/22/2025	15831	AMAZON CAPITAL SERVICES INC	Props and Costumes for Speech/Debate	300.00
11	1621	10/22/2025	75626	LANITA F NORWOOD	Reimbursement for OKSTE Conference	150.00
11	1622	10/22/2025	15270	BSN SPORTS	Flags for Soccer	183.60

Encumbrance Register

Options: Year: 2025-2026, Date Range: 7/1/2025 - 6/30/2026, PO Range: 1557 - 4999, Fund(s): GENERAL FUND

Fund	PO No	Date	Vendor No	Vendor	Description	Amount
11	1623	10/22/2025	11335	LAKESHORE	instructional materials	1,038.98
11	1624	10/22/2025	11807	MIDWEST SPORTING GOODS	Practice Uniforms and Backpacks for Wrestling	5,099.85
11	1625	10/22/2025	15270	BSN SPORTS	Singlets for Wrestling	1,578.70
11	1626	10/22/2025	18449	DEMAND & PREC OF MILWAUKEE INC	Nets for Soccer w/Logo	1,315.00
11	1627	10/22/2025	77900	BRENDA LEE NEIDIGK	Reimbursement for Registration Fee	25.00
11	1628	10/22/2025	99032	TRANSPORTATION	Campus Visit to NOC	1,020.00
11	1629	10/22/2025	16297	T MOBILE USA INC	Hot spots for students	738.40
11	1630	10/22/2025	15831	AMAZON CAPITAL SERVICES INC	miscellaneous office and school supplies	400.00
11	1631	10/22/2025	12302	LOVING GUIDANCE LLC	Registration fee for Staff Training	549.00
11	1632	10/22/2025	18446	HAMPTON INN & SUITES-CLAREMORE	Goodwin hotel stay, Nov13-16, art conf Claremore	338.58
11	1633	10/22/2025	17677	95 PERCENT HOLDCO LP	student resources	2,600.00
11	1634	10/23/2025	393	ENID GLASSWORKS, INC.	wind shield replacement and broken glass	750.00
11	1635	10/23/2025	18450	EBSCO IND INC	E-Books Subscriptions for Library	2,800.00
11	1636	10/23/2025	18451	MIDWEST CLINIC	Registration Fee for Band Directors	920.00
11	1639	10/23/2025	16410	EAGLE HERITAGE ROOFING INC	Waller cafeteria roof repair (70X80)	49,500.00
11	1640	10/23/2025	14672	WILSON LANGUAGE TRAINING CORP	Dyslexia Training	69.00
11	1641	10/24/2025	16248	SLATER MECHANICAL LLC	Equipment repairs	10,000.00
11	1642	10/24/2025	15171	DIGI SECURITY SYSTEMS LLC	Replacement Cameras for Monroe	3,092.16
11	1643	10/24/2025	15171	DIGI SECURITY SYSTEMS LLC	HS Parking Camera Addition	7,439.48
11	1644	10/24/2025	3686	J.W. PEPPER & SON, INC.	Music Arrangement for Orchestra	69.00
11	1645	10/24/2025	18452	SCISSORTAIL MUSIC INC	Entry Fee for Orchestra	180.00
11	1646	10/24/2025	2194	OKLAHOMA MUSIC EDUCATOR'S ASSOC.	Waller Choir Entry Fee	750.00
11	1647	10/27/2025	16736	EMBASSY SUITES-NW EXPRESSWAY	LODGING FOR STATE CROSS COUNTRY	740.00
11	1648	10/27/2025	11929	WALMART	student books	1,500.00
11	1649	10/27/2025	18289	BRANDI EHARDT	REIMBURSEMENT FOR REGISTRATION	395.00
11	1650	10/27/2025	190	CENTRAL OKLAHOMA WATER SERVICES INC	REPLACE FOUNTAIN AT EMERSON	3,190.00
11	1651	10/27/2025	14752	ACCO BRANDS CORPORATION	Fix Laminator	400.00
11	1652	10/27/2025	630	KAPLAN SCHOOL SUPPLY	table for prek classroom	450.00
11	1653	10/27/2025	18453	SURPLUS ASSET HOLDINGS INC	gray legal size document box	450.00
11	1654	10/27/2025	11335	LAKESHORE	Daycare supplies	349.57
11	1655	10/27/2025	15831	AMAZON CAPITAL SERVICES INC	Daycare supplies	875.00
11	1656	10/27/2025	6996	LOWE'S HOME IMPROVEMENT WHSE.	Mirror and bathroom cabinet	250.00
11	1657	10/27/2025	320	MERRIFIELD OFFICE PLUS	Classroom shelves	3,850.00

Encumbrance Register

Options: Year: 2025-2026, Date Range: 7/1/2025 - 6/30/2026, PO Range: 1557 - 4999, Fund(s): GENERAL FUND

Fund	PO No	Date	Vendor No	Vendor	Description	Amount
11	1658	10/27/2025	11929	WALMART	book tasting for 5th grade	80.00
11	1659	10/28/2025	13185	GREAT EXPECTATIONS FOUNDATION INC	2 additional coaching days	1,500.00
11	1660	10/28/2025	15831	AMAZON CAPITAL SERVICES INC	poster paper	55.00
11	1661	10/28/2025	15831	AMAZON CAPITAL SERVICES INC	student store items	2,000.00
11	1662	10/28/2025	15831	AMAZON CAPITAL SERVICES INC	GE student/staff incentives	1,500.00
11	1663	10/28/2025	15831	AMAZON CAPITAL SERVICES INC	STEAM materials	1,500.00
11	1664	10/28/2025	15831	AMAZON CAPITAL SERVICES INC	SEL restock items	1,500.00
11	1665	10/28/2025	15831	AMAZON CAPITAL SERVICES INC	document cameras	300.00
11	1666	10/28/2025	15831	AMAZON CAPITAL SERVICES INC	Teacher Supplies for Student Instruction	494.67
11	1667	10/28/2025	16900	NOTABLE INC	12 month subscription	594.00
11	1668	10/28/2025	12302	LOVING GUIDANCE LLC	Registration fee for Staff Training	1,849.00
11	1669	10/28/2025	78857	AMARA NICOLE DETRICK	Reimbursement for travel	500.00
11	1670	10/29/2025	16088	SCHOOL & OFFICE PROD OF AR, INC.	Work on Black Box Seating at EHS	3,000.00
11	1671	10/30/2025	2154	DEMCO INC	library	48.06
11	1672	10/30/2025	76726	AMANDA M RADER	reimbursement for pre-k pumpkin patch	45.00
11	1673	10/30/2025	16243	JENELLE R CRISMAS	REIMBURSEMENT FOR PD	795.60
11	1674	10/30/2025	15831	AMAZON CAPITAL SERVICES INC	Paracord Rope for Tetherball	11.94
11	1675	10/30/2025	14752	ACCO BRANDS CORPORATION	parts/service for broken laminator	100.00
11	1676	10/30/2025	3686	J.W. PEPPER & SON, INC.	Armed Forces Medley Sheet Music	90.00
11	1677	10/30/2025	15831	AMAZON CAPITAL SERVICES INC	EYEWASH STATION FOR EMERSON	200.00
11	1678	10/30/2025	320	MERRIFIELD OFFICE PLUS	Orders from Merrifield	2,000.00
11	1679	10/30/2025	9751	TRADE-MARK SIGNS INC	Signs for Stadium	260.00
11	1680	10/30/2025	15270	BSN SPORTS	Singlets for Girls Wrestling	3,158.80
11	1681	10/30/2025	16531	AMERICAN AIRLINES	Air Fare to Band Conference	1,800.00
11	1682	10/30/2025	18365	AIR BNB	Lodging for Band Director's Conference	1,700.00
11	1683	10/30/2025	2194	OKLAHOMA MUSIC EDUCATOR'S ASSOC.	Waller Choir Entry Fee	45.00
11	1684	10/30/2025	320	MERRIFIELD OFFICE PLUS	2 tables for Classroom	250.00
11	1685	10/30/2025	369	PDQ PRINTING	Blanket PO for marketing/HR items	1,000.00
11	1686	10/30/2025	16804	NAPOLIS OF ENID LLC	SOLUTION TREE TRAINING	960.00
11	1687	10/31/2025	15831	AMAZON CAPITAL SERVICES INC	Multiplication flash cards	53.82
11	1688	10/31/2025	11807	MIDWEST SPORTING GOODS	Game Balls for Slow Pitch Softball	1,125.00
11	1689	10/31/2025	73656	LISA MARIE ELDORA	Reimbursement for Food for Midwest Conference	190.00
11	1690	10/31/2025	78873	CRAIG K ENGEL	Reimbursement for Food for Midwest Conference	190.00
11	1691	10/31/2025	73206	ROBERT DALE ANDERSON	Reimbursement for Food for Midwest Conference	190.00

Encumbrance Register

Options: Year: 2025-2026, Date Range: 7/1/2025 - 6/30/2026, PO Range: 1557 - 4999, Fund(s): GENERAL FUND

Fund	PO No	Date	Vendor No	Vendor	Description	Amount
11	1692	10/31/2025	75982	ADRIAN GOMEZ	Reimbursement for Food for Midwest Conference	190.00
11	1693	10/31/2025	10634	HAMPTON INN-NW EXPRESSWAY	Lodging for Orchestra	240.00
11	1694	10/31/2025	15831	AMAZON CAPITAL SERVICES INC	Materials for instructional needs	68.43
11	1695	10/31/2025	15831	AMAZON CAPITAL SERVICES INC	Wall Mount Acrylic Sign Holder	135.20
11	1696	10/31/2025	74282	JILL KATHLEEN STUEVER	Food for 2 day Tech Conference	100.00
11	1697	10/31/2025	13918	SOLUTION TREE INC	RTI at Work Conference Registration	2,239.00
11	1698	10/31/2025	79855	DERRIAN NICOLE HALL	Conference Meals	150.00
11	1699	10/31/2025	77910	CHAD DEVIN MILLER	Reimbursement for Conference	220.00
11	1700	10/31/2025	13054	JOHN Q HAMMONS	Hotels for the RTI Conference	730.00
11	1701	10/31/2025	17101	CHICK FIL A	SOLUTION TREE TRAINING LUNCH	625.00
11	1702	10/31/2025	77224	STEVEN LEE GOODWIN JR	Food for Art conference Nov 14/15 in Claremore	100.00
11	1703	10/31/2025	74263	KEVIN GENE MILLER	Reimbursement Meals for Conference	50.00
11	1704	10/31/2025	74355	ANDREA LEA CURRY	Reimbursement Meals for Conference	50.00
11	1705	10/31/2025	75964	AMY LYNN ALLEN	Reimbursement Meals for Conference	50.00
11	1706	10/31/2025	78040	JORDAN KYLIE REAVIS	Reimbursement Meals for Conference	50.00
11	1707	10/31/2025	50023	CCOSA	Mark McLeod	350.00
11	1708	10/31/2025	12701	ENID POLICE DEPARTMENT	Additional background checks for volunteers	1,000.00
11	1709	10/31/2025	15831	AMAZON CAPITAL SERVICES INC	Amazon - Hartwick-FCCLA Classroom Supplies	280.00
11	1710	10/31/2025	11131	CDW-G	EC Headphones	5,500.00
11	1711	10/31/2025	6770	FARHA WHOLESAL	Paper Goods & Cleaning Supplies	20,000.00
11	1712	10/31/2025	4947	KLINE SIGN, LLC	EEBL BANNERS	110.00
11	1713	10/31/2025	16530	DELTA AIRLINES	Round trip flight for Detrick to Ca for conference	1,000.00
11	1714	10/31/2025	2180	CCOSA	OATL Fall PD	175.00
11	1715	10/31/2025	14752	ACCO BRANDS CORPORATION	laminator film	168.88
11	1716	11/03/2025	18455	FAITH DECORATIVE LIGHTING LLC	ELECTRICAL LIGHT WORK	4,985.00
11	1717	11/04/2025	11843	J & P SUPPLY, INC.	MAINT/BUS SUPPLIES	1,000.00
11	1718	11/05/2025	3686	J.W. PEPPER & SON, INC.	Music Arrangement for Orchestra	40.30
11	1719	11/05/2025	18293	SUNNY INVESTMENT PROP LLC	Lodging for Speech/Debate	600.00
11	1720	11/05/2025	6389	BISHOP KELLEY HIGH SCHOOL	Entry Fee for Speech/Debate	200.00
11	1721	11/05/2025	15831	AMAZON CAPITAL SERVICES INC	IR SENSOR CHIP FOR BOTTLE FILLER	390.00
11	1722	11/05/2025	14177	NEWLINE PRODUCT INC	Smart TV's K, 1st, 2nd and 3rd	200,000.00
11	1723	11/05/2025	7396	B & H PHOTO-VIDEO	Epson Paper for Color Printer	198.72
11	1724	11/05/2025	5821	OKLAHOMA DEPARTMENT OF LABOR	HOT WATER HEATER DISTRICT INSPECTIONS	4,850.00
11	1725	11/05/2025	5432	JOHNSTON SEED CO	STUMP CHEMICAL KILLER	1,000.00

Encumbrance Register

Options: Year: 2025-2026, Date Range: 7/1/2025 - 6/30/2026, PO Range: 1557 - 4999, Fund(s): GENERAL FUND

Fund	PO No	Date	Vendor No	Vendor	Description	Amount
11	1726	11/05/2025	15129	RAINBOW CREATIONS INC	Choir Drum club Shirts	520.50
11	1727	11/05/2025	2194	OKLAHOMA MUSIC EDUCATOR'S ASSOC.	Entry Fee for Emerson Choir	280.00
11	1728	11/05/2025	12650	OMEA	Emerson Choir Entry Fee	105.00
11	1729	11/05/2025	15831	AMAZON CAPITAL SERVICES INC	Science Materials for Elementary	1,000.00
11	1730	11/05/2025	2233	BLICK ART MATERIALS	Intro to Drawing Materials	5,000.00
11	1731	11/05/2025	18386	NATIONAL ASSOC FOR MUSIC EDUC	All-State Dues for Band	290.00
11	1732	11/05/2025	9597	SCHOOL SPECIALTY LLC	Laminating Film Rolls	474.72
11	1733	11/05/2025	15831	AMAZON CAPITAL SERVICES INC	Classroom SLE items	122.43
11	1734	11/06/2025	6856	EAGLE CONCRETE DAN ELLIOTT	HOOVER CONCRETE	36,221.00
11	1735	11/06/2025	6996	LOWE'S HOME IMPROVEMENT WHSE.	Water and Film for Band	209.96
11	1736	11/06/2025	9908	WHEAT CAPITAL COMMUNICATIONS	new walkie talkies	710.00
11	1737	11/06/2025	17053	HRT SERVICE CO LLC	ADDITIONAL MOWING FOR DISTRICT	5,450.00
11	1738	11/06/2025	11929	WALMART	snowcone machine	150.00
11	1739	11/06/2025	16282	COPPERHEAD COATINGS LLC	New Restroom Floors at Emerson	9,430.44
11	1740	11/06/2025	16282	COPPERHEAD COATINGS LLC	New Epoxy Flooring Waller Cafeteria	57,127.50
11	1741	11/06/2025	16282	COPPERHEAD COATINGS LLC	Waller Hall Epoxy Floors	45,570.00
11	1742	11/07/2025	73170	LISA MICHELE BRAINARD	REFUND-FOUND KEY	100.00
11	1743	11/07/2025	13185	GREAT EXPECTATIONS FOUNDATION INC	Instructional Coach to LMS for 2 days	3,000.00
11	1744	11/07/2025	14905	IMAGINE LEARNING INC	Imagine Language and Literacy License	5,000.00
11	1745	11/07/2025	15831	AMAZON CAPITAL SERVICES INC	headphones for students	752.40
11	1746	11/07/2025	3754	LUCKY'S FIXTURE CO.	part and repair for ice machine	128.00
11	1747	11/07/2025	15831	AMAZON CAPITAL SERVICES INC	Classroom Supplies for Art Department	1,721.77
11	1748	11/07/2025	17391	WILLIAM W DICKINSON	Instrument Repairs for Longfellow Band	4,000.00
11	1749	11/07/2025	13185	GREAT EXPECTATIONS FOUNDATION INC	Coaching Day for Great Expections	1,500.00
11	1750	11/07/2025	15831	AMAZON CAPITAL SERVICES INC	Materials for instructional needs	169.16
11	1751	11/07/2025	15831	AMAZON CAPITAL SERVICES INC	Materials for instructional needs	71.93
11	1752	11/07/2025	15831	AMAZON CAPITAL SERVICES INC	Materials for instrtuctional needs	132.73
11	1753	11/07/2025	4947	KLINE SIGN, LLC	Great Expectations and Most Improved yard signs	212.00
11	1754	11/07/2025	16908	HOBBY LOBBY	PCard - Hager AG - Hobby Lobby - Flower Supplies	200.00
11	1755	11/07/2025	16981	MEDLEY MATERIAL HANDLING CO	Fork lift and scissor gate maintenance	1,000.00
11	1756	11/07/2025	124	AUTRY TECHNOLOGY CENTER	Fork lift re-certification class for 13 guys	190.00
11	1757	11/07/2025	2154	DEMCO INC	Study Carrel for Student Instruction	858.56
11	1758	11/07/2025	373	PERMA-BOUND	library books	999.97

Enid Public Schools
Encumbrance Register

Options: Year: 2025-2026, Date Range: 7/1/2025 - 6/30/2026, PO Range: 1557 - 4999, Fund(s): GENERAL FUND

Fund	PO No	Date	Vendor No	Vendor	Description	Amount
11	1759	11/07/2025	15831	AMAZON CAPITAL SERVICES INC	social emotional learning	160.00
11	1760	11/07/2025	15831	AMAZON CAPITAL SERVICES INC	stickers for 5th grade	10.00
11	1761	11/07/2025	18456	HYATT CORP	hotel for conference	500.00
11	1762	11/07/2025	50023	CCOSA	PD for 4 teachers	700.00
11	1763	11/07/2025	15831	AMAZON CAPITAL SERVICES INC	Student Sensory Supplies	404.19
11	1764	11/07/2025	15831	AMAZON CAPITAL SERVICES INC	Balloons of Broadway project	13.68
11	1765	11/07/2025	15831	AMAZON CAPITAL SERVICES INC	Document Cameras	294.24
11	1766	11/07/2025	9597	SCHOOL SPECIALTY LLC	Lamination rolls for laminator	142.18
11	1767	11/07/2025	7569	CARTER CHEVROLET/OEM SYSTEMS	Truck Repairs	2,000.00

Non-Payroll Total:	\$740,730.35
Payroll Total:	\$0.00
Balance Forward:	\$0.00
Report Total:	\$740,730.35

Change Order Listing

Options: Fund(s): GENERAL FUND, Year: 2025-2026, ReferenceDate: PO Date, Date Range: 10/6/2025 - 6/30/2026, PO Range: 1 - 1556, Include Negative Changes: True

PO No	Date	Vendor No	Vendor	Description	Amount
231	07/01/2025	1054	SECURITY NATIONAL BANK	BUS PAYMENT	-220,000.00
450	07/01/2025	6770	FARHA WHOLESALE	PAPER GOODS	-3,685.71
511	07/01/2025	3669	SOUTHWESTERN OKLA STATE UNIVERSITY	Registration fee for Education Career Fair	-40.00
518	07/01/2025	17015	ENID AM AMBUCS	Jane Johnson membership	-20.00
661	07/01/2025	2194	OKLAHOMA MUSIC EDUCATOR'S ASSOC.	Late Fee registration	-20.00
753	07/09/2025	320	MERRIFIELD OFFICE PLUS	General supplies for staff and students	-1.49
803	07/09/2025	77776	BRENT A POLWORT	Meals-B. Polwort OkACTE Summit Aug 4-5 Tulsa, OK	-51.02
823	07/11/2025	17791	BOX OUT DESIGNS LLC	Graphs & Printing for All Sports	-550.00
908	07/21/2025	15831	AMAZON CAPITAL SERVICES INC	New Teacher Classroom Supplies	-233.38
995	07/31/2025	15831	AMAZON CAPITAL SERVICES INC	Glazed tiles for project	-5.01
1016	08/04/2025	15831	AMAZON CAPITAL SERVICES INC	student and staff supplies	-33.87
1051	08/05/2025	15831	AMAZON CAPITAL SERVICES INC	Science Materials for Elementary	-8.82
1052	08/05/2025	2233	BLICK ART MATERIALS	Art materials for Kennedy program	-1.25
1053	08/05/2025	11929	WALMART	Art Materials for Kennedy Program	-302.43
1054	08/05/2025	15831	AMAZON CAPITAL SERVICES INC	Art Materials for Kennedy Program	-2.50
1072	08/07/2025	320	MERRIFIELD OFFICE PLUS	Teacher Supplies	49.99
1104	08/11/2025	17777	BROCK M KEIPER	Song Arrangement for Choir	-600.00
1150	08/14/2025	79356	MARCELLA DAWN BERRY	Reimb for conference registration	-15.00
1167	08/15/2025	15831	AMAZON CAPITAL SERVICES INC	miscellaneous office and school supplies	-50.76
1172	08/15/2025	15831	AMAZON CAPITAL SERVICES INC	Office & Classroom Supplies	-125.21
1203	08/20/2025	4179	DIDAX INC	Math Manipulatives PV Kinder	-11.53
1206	08/20/2025	15831	AMAZON CAPITAL SERVICES INC	Cones for Elementary PE	-22.86
1207	08/20/2025	17163	ACADEMY OUTDOOR SPORTS	Softballs for Elementary Sites	-10.12
1208	08/20/2025	15831	AMAZON CAPITAL SERVICES INC	Batons for Elementary PE	-3.01
1212	08/20/2025	15831	AMAZON CAPITAL SERVICES INC	Amazon - Dorsey for LMS - lmyhoo, Creality Nebula	-14.04
1216	08/21/2025	15831	AMAZON CAPITAL SERVICES INC	Chair backs and document cameras	-259.95
1225	08/21/2025	15831	AMAZON CAPITAL SERVICES INC	instructional materials	-0.18
1229	08/21/2025	15831	AMAZON CAPITAL SERVICES INC	Amazon-Polwort Yoley 200 pack earbuds/Neosmuk Hook	-56.24
1232	08/21/2025	15831	AMAZON CAPITAL SERVICES INC	instructional materials	-0.10
1245	08/22/2025	15831	AMAZON CAPITAL SERVICES INC	Classroom Supplies	-30.04
1264	08/22/2025	11929	WALMART	PCard for supplies for book tasting 3rd grade	-5.43
1269	08/26/2025	15831	AMAZON CAPITAL SERVICES INC	instructional materials	-3.72
1270	08/26/2025	15831	AMAZON CAPITAL SERVICES INC	instructional materials	-20.82
1276	08/26/2025	15831	AMAZON CAPITAL SERVICES INC	Ball Cart for Soccer	-0.03
1286	08/28/2025	122	ATWOODS DISTRIBUTION	CC EQUIPMENT	-19.76
1325	09/03/2025	15831	AMAZON CAPITAL SERVICES INC	Items For Wedel-Kindergarten	-3.18
1347	09/04/2025	2247	BARNES & NOBLE, INC.	PD BOOK	-6.20

Change Order Listing

Options: Fund(s): GENERAL FUND, Year: 2025-2026, ReferenceDate: PO Date, Date Range: 10/6/2025 - 6/30/2026, PO Range: 1 - 1556, Include Negative Changes: True

PO No	Date	Vendor No	Vendor	Description	Amount
1355	09/04/2025	15831	AMAZON CAPITAL SERVICES INC	50 Signal Blocking Pouches for Phones	-75.25
1356	09/04/2025	15831	AMAZON CAPITAL SERVICES INC	Document Camera	-7.91
1369	09/05/2025	6996	LOWE'S HOME IMPROVEMENT WHSE.	Science Materials for Elementary	-22.78
1379	09/08/2025	2736	FLINN SCIENTIFIC	Triple Beam Balances for Taft	-14.77
1392	09/10/2025	369	PDQ PRINTING	Misc Printing for SSC FY26	-2.50
1401	09/10/2025	15831	AMAZON CAPITAL SERVICES INC	Pocket Charts	-3.00
1403	09/10/2025	6996	LOWE'S HOME IMPROVEMENT WHSE.	Freezer and Supplies for Band	-10.26
1404	09/10/2025	320	MERRIFIELD OFFICE PLUS	Teacher Supplies	-0.02
1409	09/11/2025	11786	NATIONAL ASSOC FOR MUSIC EDUCATION	Emerson Choir Membership Fee	-15.00
1419	09/16/2025	15831	AMAZON CAPITAL SERVICES INC	classroom items for students and teachers	-57.16
1431	09/17/2025	15831	AMAZON CAPITAL SERVICES INC	Items for the classroom	-0.68
1432	09/17/2025	15831	AMAZON CAPITAL SERVICES INC	Miscellaneous supplies for classroom/students	-2.01
1439	09/17/2025	9183	PLANK ROAD PUBLISHING INC	instructional materials	-2.55
1442	09/22/2025	78560	TIFFANY ROSE MILES	reimbursement for subscription.	-3.12
1460	09/24/2025	15831	AMAZON CAPITAL SERVICES INC	Stands for Visitor management	-61.20
1467	09/24/2025	4055	MOORE HIGH SCHOOL	Entry Fee for Speech/Debate	-9.00
1475	09/24/2025	70758	TERRI D MCNAUGHTON	Books for Title Night	-0.16
1477	09/24/2025	15831	AMAZON CAPITAL SERVICES INC	Document Camera	-41.80
1480	09/24/2025	74499	HOLLEE DAWN TERRY	Reimbursement for PD 11/5-11/6	-128.00
1487	09/26/2025	3303	K O HUTS INC	Pizza for Title 1 Parent Night	-0.01
1500	09/30/2025	320	MERRIFIELD OFFICE PLUS	instructional materials	-0.27
1503	09/30/2025	369	PDQ PRINTING	Stationary & Notepads	-5.00
1507	10/01/2025	15831	AMAZON CAPITAL SERVICES INC	Outdoor Ed Supplies	-22.38
1510	10/01/2025	15831	AMAZON CAPITAL SERVICES INC	Resistance Bands for Athletics	-20.20
1520	10/01/2025	18171	SOCIETY OF HEALTH & PHY EDUC	Registration for PE Conference in Edmond	-80.00
1522	10/01/2025	15831	AMAZON CAPITAL SERVICES INC	Supplies for Library FY26	-14.09
1524	10/01/2025	15831	AMAZON CAPITAL SERVICES INC	Printers for new visitor system	-0.20
1529	10/02/2025	74853	GINA R MCFARLAND	OAHPERD convention	-20.00
1530	10/02/2025	15831	AMAZON CAPITAL SERVICES INC	Great Expectations Rewards	-0.39
1538	10/05/2025	15831	AMAZON CAPITAL SERVICES INC	Supplemental supplies for Interventionists	-352.92
1539	10/05/2025	11322	SCHOLASTIC BOOK FAIRS INC	Books for Title 1 parent night for families	-92.66
1542	10/05/2025	15831	AMAZON CAPITAL SERVICES INC	Desk top speaker for Speech	-1.41
1545	10/05/2025	9751	TRADE-MARK SIGNS INC	Yard Signs	-0.50

Non-Payroll Total:	(\$227,230.87)
Payroll Total:	\$0.00
Report Total:	(\$227,230.87)

Encumbrance Register

Options: Year: 2025-2026, Date Range: 7/1/2025 - 6/30/2026, PO Range: 36 - 4999, Fund(s): BUILDING FUND

Fund	PO No	Date	Vendor No	Vendor	Description	Amount
21	36	10/10/2025	15737	KLEMME CONSTRUCTION INC	Additional Window Shades EHS	14,680.00
21	37	10/13/2025	15737	KLEMME CONSTRUCTION INC	Hayes Stage Storage	15,150.00
21	38	10/21/2025	2314	A-Z CARPET CENTER, INC.	Wall Tile Waller Halls	28,455.99
21	39	10/23/2025	12680	TITAN FENCE CO	SECURITY FENCING	36,710.00
21	40	10/29/2025	2817	HENSON CONSTRUCTION CO.	Concrete for East Drive of Alley EHS	35,461.00
21	41	11/05/2025	6856	EAGLE CONCRETE DAN ELLIOTT	GARFIELD NEW CONCRETE	1,979.00
21	42	11/05/2025	6856	EAGLE CONCRETE DAN ELLIOTT	ENID HIGH SCHOOL NEW CONCRETE	4,887.00
21	43	11/06/2025	16282	COPPERHEAD COATINGS LLC	Waller Hall Epoxy Floors	45,570.00
Non-Payroll Total:						\$182,892.99
Payroll Total:						\$0.00
Balance Forward:						\$0.00
Report Total:						\$182,892.99

Change Order Listing

Options: Fund(s): BUILDING FUND, Year: 2025-2026, ReferenceDate: PO Date, Date Range: 10/6/2025 - 6/30/2026, PO Range: 1 - 35, Include Negative Changes: True

PO No	Date	Vendor No	Vendor	Description	Amount
5	07/01/2025	14176	LANG WELL DRILLING INC	HOOVER-ARTIFICIAL TURF	1,944.50
Non-Payroll Total:					\$1,944.50
Payroll Total:					\$0.00
Report Total:					\$1,944.50

Enid Public Schools

Encumbrance Register

Options: Year: 2025-2026, Date Range: 7/1/2025 - 6/30/2026, PO Range: 1 - 4999, Fund(s): MUN TAX LEVY FUND

Fund	PO No	Date	Vendor No	Vendor	Description	Amount
25	1	10/24/2025	2817	HENSON CONSTRUCTION CO.	Demolition of Failing Field Structures	66,388.00
Non-Payroll Total:						\$66,388.00
Payroll Total:						\$0.00
Balance Forward:						\$0.00
Report Total:						\$66,388.00

Encumbrance Register

Options: Year: 2025-2026, Date Range: 7/1/2025 - 6/30/2026, PO Range: 11 - 4999, Fund(s): Act Fund-Donations & Gifts

Fund	PO No	Date	Vendor No	Vendor	Description	Amount
67	11	11/05/2025	14913	FOLLETT SCHOOL SOLUTIONS LLC	DORICE ALLEN MEMORIAL	1,743.27
Non-Payroll Total:						\$1,743.27
Payroll Total:						\$0.00
Balance Forward:						\$0.00
Report Total:						\$1,743.27



ONE FUNDRAISER PER FORM

Fundraiser Request Form

ALL FUNDRAISERS MUST BE APPROVED BY THE BOARD OF EDUCATION

Submit this form to the CFO's Office once signed.

Organization: McKinley Sponsor: 5th Grade Site: McKinley Date: 27 Aug 25

FUNDRAISER INFORMATION

PLEASE NOTE: IF CHANGES ARE MADE TO AN APPROVED FUNDRAISER IT MUST BE RE-SUBMITTED FOR BOARD APPROVAL

FUNDRAISER NAME: Valentines Day Bundt Cake Re-Submitted Fundraiser: Yes No

FUNDRAISER DESCRIPTION: Parents can purchase a v-day present to give to their student
PURPOSE FOR FUNDRAISER (Be Specific): 5th Grade EOY Trip ON Febr.

LOCATION OF FUNDRAISER: 5th Grade EOY Trip McKinley during v parties

PROPOSED DATES: Feb 9-13 2026 Time: from 8:00 to 3:00

Anticipated Amount for this Fundraiser: \$ 800

Acknowledgement: I affirm, by submission of and signature of this form, that I will ensure food/snack fundraisers conducted under my supervision on school premises from midnight to thirty (30) minutes after school dismissal will meet the criteria and follow the guidelines set forth in the federal Healthy Hunger Free Kids Act of 2010.

Signed by Teacher: [Signature] Date: 27 Aug 25

Approved by Athletic Director (if applicable) _____ Date _____

Approved by Building Principal: [Signature] Date: 27 Aug 25

Received by CFO _____ Date _____

Date Approved by Board of Education



ONE FUNDRAISER PER FORM

Fundraiser Request Form

ALL FUNDRAISERS MUST BE APPROVED BY THE BOARD OF EDUCATION

Submit this form to the CFO's Office once signed.

Organization: Glenwood Elementary School PTO

Sponsor: Sarah Owens

Site: 132

Date: 11/3/2025

FUNDRAISER INFORMATION

PLEASE NOTE: IF CHANGES ARE MADE TO AN APPROVED FUNDRAISER IT MUST BE RE-SUBMITTED FOR BOARD APPROVAL

Re-Submitted Fundraiser:

Yes

No

FUNDRAISER NAME: Pickle Day!

FUNDRAISER DESCRIPTION: PTO staff will sell pickles for \$1 to students

PURPOSE FOR FUNDRAISER (Be Specific): student and staff classroom needs

LOCATION OF FUNDRAISER: Glenwood Elementary School

PROPOSED DATES: December 2025 (exact date TBD)

Anticipated Amount for this Fundraiser: \$ \$150-\$350

Acknowledgement: I affirm, by submission of and signature of this form, that I will ensure food/snack fundraisers conducted under my supervision on school premises from midnight to thirty (30) minutes after school dismissal will meet the criteria and follow the guidelines set forth in the federal Healthy Hunger Free Kids Act of 2010.

SO Principal Initial

Signed by Teacher _____ Date _____

Approved by Athletic Director (if applicable) _____ Date _____

Approved by Building Principal [Signature] 11/3/25 Date

Received by CFO _____ Date _____

Date Approved by Board of Education



ONE FUNDRAISER PER FORM Fundraiser Request Form

ALL FUNDRAISERS MUST BE APPROVED BY THE BOARD OF EDUCATION

Submit this form to the CFO's Office once signed.

Organization: Glenwood Elementary School

Sponsor: Sarah Owens

Site: 132

Date: 10/27/2025

FUNDRAISER INFORMATION

PLEASE NOTE: IF CHANGES ARE MADE TO AN APPROVED FUNDRAISER IT MUST BE RE-SUBMITTED FOR BOARD APPROVAL

FUNDRAISER NAME: Monthly Spirit Day Celebrations

Re-Submitted Fundraiser: Yes No

FUNDRAISER DESCRIPTION: Each month we will have a different dress up day for students who donate \$1- (hat day, pj day)

PURPOSE FOR FUNDRAISER (Be Specific): money raised will be used for classroom needs, field trips, PE/music resources, and additional student needs

LOCATION OF FUNDRAISER: Glenwood Elementary

PROPOSED DATES: 11/21/25, 12/19/25, 1/23/26, 2/20/26, 3/27/26, 4/24/26, 5/8/26 Time: from 8am to 3pm

Anticipated Amount for this Fundraiser: \$ 150-250

Acknowledgement: I affirm, by submission of and signature of this form, that I will ensure food/snack fundraisers conducted under my supervision on school premises from midnight to thirty (30) minutes after school dismissal will meet the criteria and follow the guidelines set forth in the federal Healthy Hunger Free _____ Principal Initial Kids Act of 2010.

Signed by Teacher _____ Date _____

Approved by Athletic Director (if applicable) _____ Date _____

Approved by Building Principal [Signature] Date 10/27/25

Received by CFO _____ Date _____

Date Approved by Board of Education _____



ONE FUNDRAISER PER FORM

Fundraiser Request Form

ALL FUNDRAISERS MUST BE APPROVED BY THE BOARD OF EDUCATION

Submit this form to the CFO's Office once signed.

Organization: Hayes Elementary

Sponsor: Jamie Jarnagin

Site: Hayes

Date: 10/31/25

FUNDRAISER INFORMATION

PLEASE NOTE: IF CHANGES ARE MADE TO AN APPROVED FUNDRAISER IT MUST BE RE-SUBMITTED FOR BOARD APPROVAL

FUNDRAISER NAME: Hats for Hayes

Re-Submitted Fundraiser: Yes No

FUNDRAISER DESCRIPTION: Students and staff pay a dollar to wear at hat at school

PURPOSE FOR FUNDRAISER (Be Specific): raise money

LOCATION OF FUNDRAISER: Hayes Elementary

PROPOSED DATES: One day in the following months Nov., Jan., Mar., May Time: from 8:00 to 3:00

Anticipated Amount for this Fundraiser: \$ _____

Acknowledgement: I affirm, by submission of and signature of this form, that I will ensure food/snack fundraisers conducted under my supervision on school premises from midnight to thirty (30) minutes after school dismissal will meet the criteria and follow the guidelines set forth in the federal Healthy Hunger Free Kids Act of 2010.

JJ
Principal Initial

Signed by Teacher: [Signature] Date: 10/31/25

Approved by Athletic Director (if applicable) _____ Date _____

Approved by Building Principal: [Signature] Date: 10/31/25

Received by CFO _____ Date _____

Date Approved by Board of Education _____



ONE FUNDRAISER PER FORM

Fundraiser Request Form

ALL FUNDRAISERS MUST BE APPROVED BY THE BOARD OF EDUCATION

Submit this form to the CFO's Office once signed.

Organization: Library Sponsor: Janice Fuks Date: 10-21-25

FUNDRAISER INFORMATION

PLEASE NOTE: IF CHANGES ARE MADE TO AN APPROVED FUNDRAISER IT MUST BE RE-SUBMITTED FOR BOARD APPROVAL

FUNDRAISER NAME: Scholastic Book Clubs - Monthly Re-Submitted Fundraiser: Yes No

FUNDRAISER DESCRIPTION: Monthly book flyer sales from Scholastic

PURPOSE FOR FUNDRAISER (Be Specific): earn books & materials from sales

LOCATION OF FUNDRAISER: Online & flyers - Emerson Library

PROPOSED DATES: October 25 - May 25 Time: from to
Anticipated Amount Raised \$ 500

Acknowledgement: I affirm, by submission of and signature of this form, that I will ensure food/snack fundraisers conducted under my supervision on school premises from midnight to thirty (30) minutes after school dismissal will meet the criteria and follow the guidelines set forth in the federal Healthy Hunger Free Kids Act of 2010.

Principal Initial Janusz Date 10-21-25
Signed by Teacher _____ Date _____
Approved by Athletic Director (if applicable) _____ Date _____

Approved by Building Principal [Signature] Date 10-31-25
Received by CFO _____ Date _____

Date Approved by Board of Education



DHA-E

ONE FUNDRAISER PER FORM

Fundraiser Request Form

ALL FUNDRAISERS MUST BE APPROVED BY THE BOARD OF EDUCATION

Submit this form to the CFO's Office once signed.

Organization: Faculty Fund

Sponsor: Emerson Site: Emerson

Date: 10-9-25

FUNDRAISER INFORMATION

PLEASE NOTE: IF CHANGES ARE MADE TO AN APPROVED FUNDRAISER IT MUST BE RE-SUBMITTED FOR BOARD APPROVAL

FUNDRAISER NAME: Emerson

Re-Submitted Fundraiser: Yes No

FUNDRAISER DESCRIPTION: Candy Bar Sales

PURPOSE FOR FUNDRAISER (Be Specific): Raise money for teachers

LOCATION OF FUNDRAISER: Emerson 700 W. Elm Enid, Okla. 73701

PROPOSED DATES: after school

Time: from 1-7-26 to 3-23-26

Anticipated Amount for this Fundraiser: \$ 200.00

Acknowledgement: I affirm, by submission of and signature of this form, that I will ensure food/snack fundraisers conducted under my supervision on school premises from midnight to thirty (30) minutes after school dismissal will meet the criteria and follow the guidelines set forth in the federal Healthy Hunger Free Principal Initial Kids Act of 2010.

Signed by Teacher

Date

Approved by Athletic Director (if applicable)

Date

Approved by Building Principal

Date

Received by CFO

Date

Date Approved by Board of Education



DHA-E

ONE FUNDRAISER PER FORM

Fundraiser Request Form

ALL FUNDRAISERS MUST BE APPROVED BY THE BOARD OF EDUCATION

Submit this form to the CFO's Office once signed.

Organization: Faculty Fund Sponsor: Emerson Site: Emerson Date: 10-9-25

FUNDRAISER INFORMATION

PLEASE NOTE: IF CHANGES ARE MADE TO AN APPROVED FUNDRAISER IT MUST BE RE-SUBMITTED FOR BOARD APPROVAL

FUNDRAISER NAME: Emerson Re-Submitted Fundraiser: Yes No

FUNDRAISER DESCRIPTION: Emerson Quilt Fundraiser

PURPOSE FOR FUNDRAISER (be specific): Raise money for teachers

LOCATION OF FUNDRAISER: Emerson 700 W Elm Smid, Okla. 73701

PROPOSED DATES: Time: from 11-18-25 to 12-14-25

Anticipated Amount for this Fundraiser: \$ 200.00

Acknowledgement: I affirm, by submission of and signature of this form, that I will ensure food/snack fundraisers conducted under my supervision on school premises from midnight to thirty (30) minutes after school dismissal will meet the criteria and follow the guidelines set forth in the federal Healthy Hunger Free Principal Initial Kids Act of 2010.

Signed by Teacher _____ Date _____ Approved by Athletic Director (if applicable) _____ Date _____

Approved by Building Principal [Signature] Date 10-10-24 Received by CFO _____ Date _____

Date Approved by Board of Education



ONE FUNDRAISER PER FORM

Fundraiser Request Form

ALL FUNDRAISERS MUST BE APPROVED BY THE BOARD OF EDUCATION

Submit this form to the CFO's Office once signed.

Organization: EHS Boys Basketball

Sponsor: _____

Site: 705

Date: _____

FUNDRAISER INFORMATION

PLEASE NOTE: IF CHANGES ARE MADE TO AN APPROVED FUNDRAISER IT MUST BE RE-SUBMITTED FOR BOARD APPROVAL

FUNDRAISER NAME: _____

Re-Submitted Fundraiser: Yes No

FUNDRAISER DESCRIPTION: _____

Home Scrammage vs. El Reno/Hennessey

PURPOSE FOR FUNDRAISER (Be Specific): _____

To raise money for summer team camps

LOCATION OF FUNDRAISER: _____

@ EHS Competition Gym

PROPOSED DATES: _____

November 20, 2025

Time: _____

from 4:00PM to 7:00PM

Anticipated Amount for this Fundraiser: \$ 500

Acknowledgement: I affirm, by submission of and signature of this form, that I will ensure food/snack fundraisers conducted under my supervision on school premises from midnight to thirty (30) minutes after school dismissal will meet the criteria and follow the guidelines set forth in the Federal Healthy Hunger Free _____ Principal Initial [Signature]

Signed by Teacher _____

Date _____

Approved by Athletic Director (if applicable) _____

Date _____

[Signature]

10/20/25

Approved by Building Principal _____

Date _____

Received by CFO _____

Date _____

Date Approved by Board of Education

SURPLUS PROPERTY

I am requesting that the following item(s) be declared surplus property. Upon approval the item(s) will be removed from my building. Please use one form per room/teacher.

BUILDING LOCATION EHS DATE: 9-11-25

ROOM NUMBER Basement TEACHER Marvin Ratzliff

BUILDING ADMINISTRATOR: [Signature]
SIGNATURE

PLEASE COMPLETE THIS FORM IN BLACK INK

E P S TAG NUMBER (Bar Code)	DESCRIPTION (Make, Model, etc.)	SERIAL NUMBER
NA	1 folding Brown Table	NA
NA	2 2 drawer file cabinet	NA
NA	1 wooden podium	NA
NA	2- 4 drawer file cabinet	NA
NA	2 ³ Blue chairs	NA
NA	2 Teachers Desk.	NA
NA	4 red chairs	NA
NA	4 Tables	NA
NA	2 Black cabinets	NA
134207	2 TV	
NA	1 safe	
NA	2- Two wheel Dollies	NA
NA	2- old metal Trash cans	NA

(To be completed by the Business Manager)

The above listed item(s) were declared "surplus" by the Board of Education

DATE _____

BUSINESS MANAGER _____

FILE: KARLSURPLUS

TO BE PRINTED ON PINK PAPER

SURPLUS PROPERTY

I am requesting that the following item(s) be declared surplus property. Upon approval the item(s) will be removed from my building. Please use one form per room/teacher.

BUILDING LOCATION EHS DATE: 9-11-25

ROOM NUMBER Basement TEACHER Marvin Ratzlaff

BUILDING ADMINISTRATOR: 
SIGNATURE

PLEASE COMPLETE THIS FORM IN BLACK INK

E P S TAG NUMBER (Bar Code)	DESCRIPTION (Make, Model, etc.)	SERIAL NUMBER
NA	2- wooden Tables	NA
NA	1- wood Top podium	NA
NA	1- 4ft folding Table	NA
NA	1- rolling Book cart.	NA
NA	2- rolling chairs	NA

(To be completed by the Business Manager)

The above listed item(s) were declared "surplus" by the Board of Education

DATE _____ BUSINESS MANAGER _____

CODE OF ETHICS FOR BOARD MEMBERS

The Enid Board of Education will be guided by the following Code of Ethics,

As a member of the board of education I will:

1. Remember always that my first and greatest concern must be the educational welfare of all students attending school in our district, and ensuring that they have the opportunity to reach their highest potential;
2. Strive to improve boardsmanship by studying educational issues and participating in board training opportunities;
3. Respect and obey the laws of Oklahoma and the United States, working to bring about desired changes through policies adopted by the board of education and through legal and ethical procedures;
4. Formulate legislative goals, policies, and strategic plans for the district, delegating to administrators the administrative functions of the school(s);
5. Recognize that I, as an individual board member, have no legal authority outside the meeting of the board and will take no private action that will compromise the board, district or administration;
6. Refrain from local board actions ~~locally~~ that would substantially interfere with or injure the program of education elsewhere;
7. Make every effort to be prepared, punctual, and in attendance at every board meeting;
8. Respect the confidentiality of privileged information and refrain from disclosing information that may be injurious to individuals or the school(s);
9. Encourage the free expression of opinion by all board members and staff, seeking systematic communications between board members and the public inside and outside the school district;
10. Be committed to promoting a cooperative atmosphere in order for the board to effectively serve the students;
11. Recognize and reward excellence in student achievement, teacher performance, and administrative leadership;
12. Refrain from using my board position for personal or partisan gain.

~~CROSS REFERENCE: Policy BAA, Board of Education Powers and Duties~~
~~Policy BAAB, Nepotism~~

Practice Codified 1982
Revised: August, 1995

EXECUTIVE SESSIONS

The Enid Board of Education may, at its discretion, enter into executive session after the executive session is authorized by a vote in open session only if a proposed executive session is listed on the agenda and the specific section of law authorizing an executive session is also listed on the agenda. If new business arises within the statutory time limitations and otherwise qualifies for an executive session, it may be discussed in executive session.

The board may enter into executive session for any of the following reasons:

1. To discuss the employment, hiring, appointment, promotion, demotion, disciplining, or resignation of any or all of the employees or volunteers of the school district. 25 O.S. §307 (B) (1) [including the appointment of an individual to fill a board vacancy pursuant to 70 O.S. §5-118]
2. To discuss negotiations concerning employees and representatives of employee groups. 25 O.S. §307 (B) (2)
3. To discuss the **sale**, purchase, **lease**, **acquisition** or appraisal of real property **by the public body**. 25 O.S. §307 (B) (3)
4. To have confidential communications with its attorney concerning a pending investigation, claim, or action if the school district, with the advice of its attorney, determines that disclosure will seriously impair the ability of the district to process the claim or conduct a pending investigation, litigation, or proceeding in the public interest 25 O.S. §307 (B) (4)
5. To hear evidence and discuss the expulsion or suspension of a student when so requested by the student, the parent, an attorney, or the legal guardian. 25 O.S. §307 (B) (5)
6. To discuss matters involving a specific handicapped child. 25 O.S. §307 (B) (6)
7. To discuss any other matter where disclosure of information would violate confidentiality requirements of state or federal laws. 25 O.S. §307 (B) (7)
8. To engage in deliberations or to render a final or intermediate decision in an individual proceeding pursuant to Article II of the Administrative Procedures. 25 O.S. §307 (B) (8)
9. Discussing matters involving safety and security at state penal institutions or correctional facilities used to house state inmates. 25 O.S. §307 (B) (9)
10. Discussing contract negotiations involving contracts requiring approval of the Board of Corrections, which shall be limited to members of the public body, the attorney for the public body, and the immediate staff of the public body. No person who may profit directly or indirectly by a proposed transaction which is under consideration may be present or participate in the executive session. 25 O.S. §307 (B) (10)

11. To discuss the following, all of which should be cited 25 O.S. §307 (B) (11):

- A. The investigation of a plan or scheme to commit an act of terrorism;
- B. Assessments of the vulnerability of government facilities or public improvements to an act of terrorism;
- C. Plans for deterrence or prevention of or protection from an act of terrorism;
- D. Plans for response or remediation after an act of terrorism;
- E. Information technology of the public body but only if the discussion specifically identifies:
 - 1. design or functional schematics that demonstrate the relationship or connections between devices or systems;
 - 2. system configuration information;
 - 3. security monitoring and response equipment placement and configuration;
 - 4. specific location or placement of systems, components, or devices;
 - 5. system identification numbers, names, or connecting circuits;
 - 6. business continuity and disaster planning, or response plans; or
 - 7. investigation information directly related to security penetrations or denial of services; or
- F. The investigation of an act of terrorism that has already been committed.

The term "terrorism" means an act of violence resulting in damage to property or personal injury perpetrated to coerce a civilian population or government into granting illegal political or economic demands; or conduct intended to incite violence in order to create apprehension of bodily injury or damage to property in order to coerce a civilian population or government into granting illegal political or economic demands. Peaceful picketing or boycotts and other nonviolent action shall not be considered terrorism (21 O.S. §1268. I).

No action, decision, or vote shall be taken while the board is in executive session. The board shall reconvene the open meeting after an executive session prior to adjourning the meeting.

An executive session for the purpose of discussing the purchase or appraisal of real property shall be limited to members of the public body, the attorney for the public body, and the immediate staff of the public body. No landowner, real estate salesperson, broker, developer, or any other person who may profit directly or indirectly by a proposed transaction concerning real property which is under consideration may be present or participate in the executive session, unless they are operating under an existing agreement to represent the public body.

In the interest of maintaining confidentiality of the information discussed during executive sessions, under no circumstances will audio/video recording or camera photos of executive sessions be permitted. Board members and those persons requested to enter an executive session are required to turn off all cellular

telephones prior to the start of the session, unless there is a legitimate reason of personal health or safety involved.

REFERENCE: 25 O.S. §307
70 O.S. §5-118
Atty. Gen. Op. 82-114 (April 12, 1982)



GBA-E
OPEN RECORDS REQUEST
PUBLIC RECORD ACCESS REQUEST
OKLAHOMA OPEN RECORD ACT

Pursuant to the Oklahoma Open Records Act, the undersigned hereby requests access to the following school district records:

(Describe records as specifically as possible: attach additional sheets if necessary.)

Email address if applicable: _____

Purpose of request:

Personal

Commercial

Public Interest

Name of person making request: _____

Address: _____ Street
Address

City

State

Zip

Telephone: () _____ Phone
Number Fax Number

School or Company of Requestor:

Signature

Date

If Copies of the documents are requested, the undersigned agrees to pay \$_____ per page for copies. If a search is necessary to furnish the documents and if this request is solely for commercial purposes or causes excessive disruption of essential school functions, the undersigned agrees to pay a search fee of \$_____ per hour.

Any copies will be made in accordance with the fee schedule and procedure established by the Oklahoma State Department of Education Pursuant to the Oklahoma Open Records Act, 51 O.S. § 24A.1, et. seq.

Return to: Enid Public Schools
500 S. Independence
Enid, OK 73701
Attn: Dr. Dudley Darrow, Superintendent
(580) 366.7000 FAX (580) 366.8900

The Oklahoma Open Records Act requires that public records be provided in a reasonable amount of time. The district's use of this form is to create a checklist for the material requested with notification of fee requirements. This form is not intended to deter requests for open records. A records request must identify the records that are being sought with reasonable specificity as defined in the Oklahoma Open Records Act. See policy GBA for the definition.

OPEN RECORDS ~~ACT~~ REQUESTS

It is the policy of the Enid Board of Education to recognize and facilitate the public's right of access to and review of public records. The district is not required to release information contained in its education records except in conformity with the provisions of the Open Records Act, Title 51, Oklahoma Statutes, Section 24 A.I. ~~and only to the extent that said act does not violate federal law. (See GBA-R)~~

The superintendent's secretary shall be the district's custodian of public records and shall be responsible for the preservation and care of those public records. At least one person shall be available at all times to release records during the regular business hours of the school district. Additionally, the superintendent may establish reasonable rules of procedure by which public records may be inspected.

The superintendent shall charge a fee to recover the reasonable direct costs of copying district records. The superintendent shall also charge a fee for the direct costs of searching for district records sought for solely commercial purposes or for searches that cause excessive disruption to the district's essential functions. In no case shall a search fee be charged for records sought in the public interest including, but not limited to, release to the news media, scholars, authors, and taxpayers seeking to determine whether officials of the district are honestly, faithfully, and competently performing their duties as public servants. Fees for copies shall be paid in advance before the copies are made. A deposit may be required for search fees. ~~The school district may require advance payment of estimated fees when the estimated cost exceeds Seventy-five Dollars (\$75.00) or if the requestor has outstanding fees from previous requests.~~

The fee schedule for searching for and copying of district records shall be as follows:

Copies:	Research:
8 1/2" X 11" or	\$25.00 per hour
8 1/2" x 14" \$.25 per copy	
11" x 17" ledger \$.50 per copy	
Certified copy \$1.00 per page	

~~The written schedule of fees is posted at the central office and is on file with the county clerk. All confidential student records as defined by state and federal law shall remain confidential and accessible only to authorized personnel. The district may make requested records available online at the school district's website to comply with the obligation of providing prompt, reasonable access to records.~~

~~A requestor must complete a records request form which describes the records that are being requested with reasonable specificity. If the request is not specific, clarification must be provided. To have reasonable specificity, a request must:~~

- ~~a. specify a general time frame within which the requested records would have been created or transmitted,~~
- ~~b. seek identifiable records, rather than general information without any qualifiers or other specifications, and~~
- ~~c. include search terms that are sufficiently specific to assist the public body in identifying the requested records.~~

School personnel may seek additional information from the requestor to fulfill the request and to identify the records sought by the requestor. The request may be denied if it is still not reasonably specific in accordance with state law or if the information that is requested is protected by state or federal law. Any request denied on the basis that a record is not a public record shall include the statutory reference of the law which provides that the information is confidential.

REFERENCE: 51 O.S. §24 A.1, et seq.

NOTE: If regular business hours are not maintained, the school district is required by law to post and maintain a written notice at the main office of the school district and with the county clerk, which notice shall include the following: (1) the hours records are available for inspecting, copying, and reproduction; (2) the name, address, and telephone number of the individual in charge of the records; and (3) detailed procedures for obtaining access to the records at least two days of the week, excluding Sunday.

BEHAVIORAL THREAT ASSESSMENT

Enid Public Schools is committed to providing a safe and secure learning environment for students and staff. This policy establishes a school behavioral threat assessment (BTA) and management program to conduct a fact-based, systematic process designed to gather information about, assess and manage behavior or communication that raises a concern that a person or situation may pose a threat of severe and significant targeted violence against the school community.

Oklahoma law requires an officer or employee of a school district or member of a board of education to notify law enforcement of any verbal threat or act of threatening behavior which reasonably may have the potential to endanger students, school personnel or school property. School district officers or employees of a school district or members of a board of education shall be immune from employment discipline and any civil liability for communicating information in good faith if they reasonably believe a person is making verbal threats or is exhibiting threatening behavior. This report requirement is separate from and should be made prior to the Threat Assessment Team meeting.

Nothing in this policy precludes school personnel from acting immediately to address an imminent threat, including immediately removing a student from school, subject to subsequent due process procedures when the student poses an immediate threat to themselves, others, property, or the educational environment.

The threat assessment process is distinct from and does not supplant the student discipline policy. A behavioral threat assessment will not impose suspension solely for investigating student conduct or conducting a threat assessment. Any action that could result in removal of a student from the student's school environment pending or after a threat assessment will only be carried out in accordance with state and federal law applicable to students with disabilities.

Threat assessment is not intended to refer students to the criminal justice system, but to facilitate the provision of resources and support to a student and to mitigate potential acts of violence. Law enforcement referral is not appropriate in the case of student behavior that is a violation of the school conduct code but that is not also a crime.

This policy applies to all students, staff, and visitors. The policy applies to threats made verbally, in writing, electronically, or through behavior that may indicate a risk of violence or self-harm.

Definitions

Threatening Behavior: Any verbal threat or threatening behavior, whether or not it is directed at another person, which indicates potential for future harm to students, school personnel or school property.

Threat Assessment Team (TAT): A multidisciplinary team tasked with evaluating and managing threats, which may include administrators, counselors, psychologists, law enforcement representatives, and other relevant staff.

Imminent Threat: A threat judged to be immediate or likely to occur in the near future.

Non-Imminent Threat: A threat that is concerning but does not indicate immediate danger.

The Threat Assessment Team shall consist of the principal, school counselor, school security personnel and a teacher or employee familiar with the student. The principal shall oversee the implementation, coordinate meetings, and communicate with the parent//guardians of the student involved. The Threat Assessment Team will assess any threat that is reported to determine severity and any needed interventions.

BEHAVIORIAL THREAT ASSESSMENT (CON'T)

Information related to threat assessments will be kept confidential and disclosed only to individuals with a legitimate educational or safety interest, consistent with applicable law.

Staff shall receive annual training on recognizing warning signs, reporting procedures, and threat assessment protocols.

The Threat Assessment Team shall maintain secure records of all assessments. This policy shall be reviewed annually by the school board or as needed to ensure effectiveness and compliance with state and federal law.

LEGAL REFERENCE: 70 O.S. Section 24-100.8.

DUE PROCESS FOR ADMINISTRATORS

Pursuant to a proposed recommendation that a full-time certified administrator be dismissed or nonreemployed from an administrative position within the school district, the board will follow this procedure:

1. A written statement will be submitted to the administrator before the dismissal or nonreemployment advising of the proposed action, listing the reasons for the action, and notifying the administrator of his right to request a hearing before the board prior to the action.
2. A hearing by the board will be granted upon the administrator's request before the board takes action on the proposal. Such request for a hearing must be submitted to the board by certified mail, restricted delivery with return receipt requested, no later than ten days after the administrator has been notified of the proposed action.
3. Upon receipt of the administrator's request for a hearing, the board will conduct such hearing at its next regularly scheduled meeting or at a special meeting. The failure of the administrator to timely request a hearing after being properly notified will be deemed a waiver of the right to a hearing and the decision of the board will be final.
4. Pending final determination of an administrator's dismissal or nonreemployment, the board or superintendent may suspend the administrator if it believes that the immediate suspension is in the best interest of the school district. Such suspension will not deprive the administrator of any compensation or benefits to which the administrator may be entitled. The board will initiate dismissal action within ten days from the effective date of suspension. However, in cases involving a criminal charge or indictment, the suspension may extend to such time as the administrator's case is finally adjudicated at trial.

After full implementation of the Oklahoma Teacher and Leader Effectiveness Evaluation System (TLE) as set forth in Section 6-101.10 of this title, a principal who has received a rating of "ineffective" as measured pursuant to the TLE as set forth in Section 6-101.16 of this title for two (2) consecutive school years, shall not be reemployed by the school district, subject to the due process procedures of this section.

REFERENCE: 70 O.S. §6-101.13

**SCHOOL TRANSPORTATION
SCHOOL BUS IDLING POLICY**

The Enid School District seeks to eliminate all unnecessary idling by Enid school buses such that idling time is minimized in all aspects of bus operation.

When school bus drivers arrive at loading or unloading areas to drop off or pick up passengers, buses should be turned off as soon as possible to eliminate idling time and reduce harmful emissions. The school bus should not be restarted until it is ready to depart and there is a clear path to exit the pick-up area. Exceptions include conditions that would compromise passenger safety, such as:

- A. Extreme weather conditions
- B. Idling in traffic.

At school bus depots, limiting the idling time during early morning warm-up to what is recommended by the manufacturer (generally 3-5 minutes) in all but the coldest weather.

Buses should not idle while waiting for students during field trips, extracurricular activities or other events where students are transported off school grounds.



Sam Robinson, Ed.D.
CHIEF FINANCIAL OFFICER

500 S. Independence, Enid, OK 73701 | Phone 580.366.7000 | Fax 580.366.8900
www.enidpublicschools.org | sjrobinson@enidk12.org

November 7, 2025

TO: Board Members
FROM: Sam Robinson, CFO
RE: District Financial Report

The attached is a series of reports reflecting both receipts and expenditures for the current fiscal year through **31 October 2025**. You will find a single spreadsheet condensing both revenue and expenditures for all appropriated funds onto one at-a-glance report with single lines of entries for each fund. Also included in the District Financial Report is the Activity Fund report reflecting financial transactions for the various activity funds this fiscal year through the month of **October**. These reports are summaries of balances, receipts and expenditures by authorized sub-account.

TABLE OF CONTENTS

Appropriated Fund Summaries	Page 2
General Fund (11) Revenue	Pages 3-8
General Fund (11) Expenditures	Pages 9-12
Building Fund (21) Revenue	Page 13
Building Fund (21) Expenditures	Page 14
Municipal Tax Levy Fund (25) Revenue	Page 15
Municipal Tax Levy Fund (25) Expenditures	Page 16
2016 Combined Purpose Building Bond Fund (31) Revenue	Page 17
2016 Combined Purpose Building Bond Fund (31) Expenditures	Page 18
Transportation Bond Fund (34) Revenue	Page 19
Transportation Bond Fund (34) Expenditures	Page 20
One to One & Security Bond Fund (35) Revenue	Page 21
One to One & Security Bond Fund (35) Expenditures	Page 22
2010 G.O. Revenue-Lease Payment Bond Fund (38) Revenue	Page 23
2010 G.O. Revenue-Lease Payment Bond Fund (38) Expenditures	Page 24
2016 G.O. Revenue-Lease Payment Bond Fund (39) Revenue	Page 25
2016 G.O. Revenue-Lease Payment Bond Fund (39) Expenditures	Page 26
Sinking Fund (41) Revenue	Page 27
Sinking Fund (41) Expenditures (Treas. Cks. Issued-wire transfers)	Page 28
Endowment Fund (50) Revenue	Page 29
Endowment Fund (50) Expenditures	Page 30
Garfield County Educational Facilities Authority Total Collections and Earnings	Page 31
Garfield County Educational Facilities Authority 2016 Rev Bond Fund Expense	Page 32-35
Investment Listing by Fund	Page 36-37
EPS Activity Fund (60)	Page 38-44
EPS Activity Fund (67) Gifts and Donations	Page 45

Code	Fund Name	Appropriated / Estimated	Collected	Collections Over/Under	Obligations/ Encumbrances	Payments/ Warrants	Unencumbered Balance	Cash Balance
11	General	\$ 98,314,363.78	\$ 41,374,669.08	\$ (56,939,694.70)	\$ 73,013,928.09	\$ 18,393,393.44	\$ 25,300,435.69	\$ 22,981,275.64
21	Building	\$ 5,468,077.17	\$ 3,974,437.80	\$ (1,493,639.37)	\$ 2,500,265.90	\$ 1,146,885.27	\$ 2,967,811.27	\$ 2,827,552.53
Operating Funds		\$ 103,782,440.95	\$ 45,349,106.88	\$ (58,433,334.07)	\$ 75,514,193.99	\$ 19,540,278.71	\$ 28,268,246.96	\$ 25,808,828.17
25	Municipal Tax Levy	\$ 1,822,569.84	\$ 1,836,330.77	\$ 13,760.93	\$ 66,388.00	\$ -	\$ 1,756,181.84	\$ 1,836,330.77
31	2016 Combined Purp. Bond	\$ 57,603.47	\$ 58,092.95	\$ 489.48	\$ -	\$ -	\$ 57,603.47	\$ 58,092.95
34	Transportation Bond	\$ 90,213.66	\$ 90,632.11	\$ 418.45	\$ 90,213.66	\$ 90,213.66	\$ -	\$ 418.45
35	One to One and Security Bond	\$ 925,636.72	\$ 940,839.30	\$ 15,202.58	\$ 900,000.00	\$ 700,000.00	\$ 25,636.72	\$ 240,839.30
38	2010 G.O. Rev Lease Pmt BF	\$ 534,082.46	\$ 561,201.95	\$ 27,119.49	\$ 500,000.00	\$ -	\$ 34,082.46	\$ 561,201.95
39	2016 G.O. Rev Lease Pmt BF	\$ 10,567,945.33	\$ 10,698,035.47	\$ 130,090.14	\$ 10,063,761.00	\$ 10,063,761.00	\$ 504,184.33	\$ 634,274.47
Capital Projects Funds		\$ 13,998,051.48	\$ 14,185,132.55	\$ 187,081.07	\$ 11,620,362.66	\$ 10,853,974.66	\$ 2,377,688.82	\$ 3,331,157.89
41	Sinking (debt retirement)	\$ 12,264,764.58	\$ 891,326.67	\$ (11,373,437.91)	\$ -	\$ -	\$ 12,264,764.58	\$ 891,326.67
50	Endowment (trust)	\$ 453,119.47	\$ 453,212.10	\$ 92.63	\$ 17,000.00	\$ 17,000.00	\$ 436,119.47	\$ 436,212.10
DISTRICT TOTALS		\$ 130,498,376.48	\$ 60,878,778.20	\$ (69,619,598.28)	\$ 87,151,556.65	\$ 30,411,253.37	\$ 43,346,819.83	\$ 30,467,524.83
72	Gar Co Edu Fac Auth 2016	\$ 60,151,202.09	\$ 62,957,202.35	\$ 2,806,000.26	\$ 60,151,202.09	\$ 60,151,202.09	\$ -	\$ 2,806,000.26
GRAND TOTAL AVAILABLE		\$ 190,649,578.57	\$ 123,835,980.55	\$ (66,813,598.02)	\$ 147,302,758.74	\$ 90,562,455.46	\$ 43,346,819.83	\$ 33,273,525.09

Notes and definitions:

Collections over/under are the differences, by fund, between estimates and actual collections. Positive numbers indicate overcollections.

Obligations/encumbrances include all recognized contracts, orders or debts to be made against the current year's appropriation (spending limit).

Payments/warrants include all payments, for goods or services received, made as of the report date.

Unencumbered balance is the remainder of the unobligated appropriation. What we have left to spend. (Appropriation - Encumbrances = Unencumbered Balance)

Cash balance is total temporary surplus cash available to register warrants or payments. (Collections - Payments = Cash Balance)

All Garfield County Educational Facilities Authority funds are maintained in a Trustee account in Bank of Oklahoma, Tulsa

Enid Public Schools

Revenue Analysis

Options: Type of Revenue: Estimated, As Of Date: 10/31/2025

	Estimated Revenue	Revenue Collected	Revenue Receivable	Unappropriated Receipts	% Rev Collected	Current Month
Fund - 11 GENERAL FUND						
Series - 1000						
Source - 1110 AD VALOREM TAX LEVY (CURRENT)						
000 NON-CATEGORICAL EXP	\$12,515,432.54	\$56,749.47	\$12,458,683.07	\$0.00	0.45%	\$0.00
Source - 1110 AD VALOREM TAX LEVY (CURRENT) Total	\$12,515,432.54	\$56,749.47	\$12,458,683.07	\$0.00	0.45%	\$0.00
Source - 1120 AD VALOREM TAX LEVY (PR.YRS)						
000 NON-CATEGORICAL EXP	\$0.00	\$121,092.92	\$0.00	\$121,092.92	N/A	\$41,882.20
Source - 1120 AD VALOREM TAX LEVY (PR.YRS) Total	\$0.00	\$121,092.92	\$0.00	\$121,092.92	N/A	\$41,882.20
Source - 1310 INTEREST EARNINGS						
000 NON-CATEGORICAL EXP	\$1,094,435.54	\$58,413.04	\$1,036,022.50	\$0.00	5.34%	\$0.00
Source - 1310 INTEREST EARNINGS Total	\$1,094,435.54	\$58,413.04	\$1,036,022.50	\$0.00	5.34%	\$0.00
Source - 1311 MONTHLY INTEREST						
000 NON-CATEGORICAL EXP	\$0.00	\$83,315.28	\$0.00	\$83,315.28	N/A	\$14,787.94
Source - 1311 MONTHLY INTEREST Total	\$0.00	\$83,315.28	\$0.00	\$83,315.28	N/A	\$14,787.94
Source - 1350 INTEREST ON TAXES						
000 NON-CATEGORICAL EXP	\$0.00	\$2,001.83	\$0.00	\$2,001.83	N/A	\$1,313.86
Source - 1350 INTEREST ON TAXES Total	\$0.00	\$2,001.83	\$0.00	\$2,001.83	N/A	\$1,313.86
Source - 1420 RENTAL NOT SCHOOL FACILITIES						
000 NON-CATEGORICAL EXP	\$0.00	\$28,611.92	\$0.00	\$28,611.92	N/A	\$8,256.09
Source - 1420 RENTAL NOT SCHOOL FACILITIES Total	\$0.00	\$28,611.92	\$0.00	\$28,611.92	N/A	\$8,256.09
Source - 1440 SALES OF EQUIP,SERV,& MATERIAL						
000 NON-CATEGORICAL EXP	\$0.00	\$28,197.50	\$0.00	\$28,197.50	N/A	\$5,972.60
Source - 1440 SALES OF EQUIP,SERV,& MATERIAL Total	\$0.00	\$28,197.50	\$0.00	\$28,197.50	N/A	\$5,972.60
Source - 1460 COMMISSIONS						
000 NON-CATEGORICAL EXP	\$0.00	\$3,116.00	\$0.00	\$3,116.00	N/A	\$1,558.00
020 HISET (GED) Testing	\$0.00	\$22.50	\$0.00	\$22.50	N/A	\$0.00
102 Coca Cola Contract	\$0.00	\$0.00	\$0.00	\$0.00	N/A	\$0.00
Source - 1460 COMMISSIONS Total	\$0.00	\$3,138.50	\$0.00	\$3,138.50	N/A	\$1,558.00
Source - 1530 DAMAGES TO SCHOOL PROPERTY						
000 NON-CATEGORICAL EXP	\$0.00	\$10.00	\$0.00	\$10.00	N/A	\$0.00
Source - 1530 DAMAGES TO SCHOOL PROPERTY Total	\$0.00	\$10.00	\$0.00	\$10.00	N/A	\$0.00
Source - 1610 CONTRIBUTIONS/DONATIONS-PRIV.						
000 NON-CATEGORICAL EXP	\$0.00	\$150.00	\$0.00	\$150.00	N/A	\$0.00
028 Ag Education	\$0.00	\$11,500.00	\$0.00	\$11,500.00	N/A	\$2,500.00
037 Elementary Curriculum Dept	\$0.00	\$1,800.00	\$0.00	\$1,800.00	N/A	\$1,800.00
040 Curriculum Dept	\$0.00	\$400.00	\$0.00	\$400.00	N/A	\$0.00
094 Great Land Run Ed Foundation	\$0.00	\$33,875.00	\$0.00	\$33,875.00	N/A	\$0.00
181 Longfellow Allocation	\$0.00	\$1,360.00	\$0.00	\$1,360.00	N/A	\$0.00
Source - 1610 CONTRIBUTIONS/DONATIONS-PRIV. Total	\$0.00	\$49,085.00	\$0.00	\$49,085.00	N/A	\$4,300.00
Source - 1620 COMMUNITY SERVICES						
000 NON-CATEGORICAL EXP	\$0.00	\$52.66	\$0.00	\$52.66	N/A	\$0.00
014 EPS C.A.R.E.S.	\$0.00	\$65,049.38	\$0.00	\$65,049.38	N/A	\$31,312.48
Source - 1620 COMMUNITY SERVICES Total	\$0.00	\$65,102.04	\$0.00	\$65,102.04	N/A	\$31,312.48
Source - 1660 MINERAL ROYALTIES/LEASE REV.						
000 NON-CATEGORICAL EXP	\$0.00	\$347.77	\$0.00	\$347.77	N/A	\$25.02
Source - 1660 MINERAL ROYALTIES/LEASE REV. Total	\$0.00	\$347.77	\$0.00	\$347.77	N/A	\$25.02
Source - 1680 REFUND PRIOR YR EXPENDITURES						

Revenue Analysis

Options: Type of Revenue: Estimated, As Of Date: 10/31/2025

	Estimated Revenue	Revenue Collected	Revenue Receivable	Unappropriated Receipts	% Rev Collected	Current Month
000 NON-CATEGORICAL EXP	\$0.00	\$314.42	\$0.00	\$314.42	N/A	\$0.00
Source - 1680 REFUND PRIOR YR EXPENDITURES Total	\$0.00	\$314.42	\$0.00	\$314.42	N/A	\$0.00
Source - 1690 MISC. REV. FROM DIST.SOURCE						
000 NON-CATEGORICAL EXP	\$0.00	\$6,949.67	\$0.00	\$6,949.67	N/A	\$0.00
014 EPS C.A.R.E.S.	\$0.00	\$14,391.40	\$0.00	\$14,391.40	N/A	\$11,391.40
027 Aviation	\$0.00	\$15,000.00	\$0.00	\$15,000.00	N/A	\$0.00
Source - 1690 MISC. REV. FROM DIST.SOURCE Total	\$0.00	\$36,341.07	\$0.00	\$36,341.07	N/A	\$11,391.40
Source - 1730 ADULT LUNCHES/BREAKFASTS						
000 NON-CATEGORICAL EXP	\$173,000.00	\$0.00	\$173,000.00	\$0.00	0.00%	\$0.00
070 CNP Local Funding/Catering	\$0.00	\$90.10	\$0.00	\$90.10	N/A	\$47.00
Source - 1730 ADULT LUNCHES/BREAKFASTS Total	\$173,000.00	\$90.10	\$173,000.00	\$90.10	0.05%	\$47.00
Source - 1790 OTHER DIST.REVENUE (CHILD NUT)						
070 CNP Local Funding/Catering	\$0.00	\$33,585.95	\$0.00	\$33,585.95	N/A	\$18,570.67
Source - 1790 OTHER DIST.REVENUE (CHILD NUT) Total	\$0.00	\$33,585.95	\$0.00	\$33,585.95	N/A	\$18,570.67
Series - 1000 Total	\$13,782,868.08	\$566,396.81	\$13,667,705.57	\$451,234.30	4.11%	\$139,417.26
Series - 2000						
Source - 2100 COUNTY 4 MILL AD VALOREM TAX						
000 NON-CATEGORICAL EXP	\$1,974,137.77	\$33,720.56	\$1,940,417.21	\$0.00	1.71%	\$5,060.13
Source - 2100 COUNTY 4 MILL AD VALOREM TAX Total	\$1,974,137.77	\$33,720.56	\$1,940,417.21	\$0.00	1.71%	\$5,060.13
Source - 2200 COUNTY APPORT.(MORTGAGE TAX)						
000 NON-CATEGORICAL EXP	\$234,161.02	\$73,837.17	\$160,323.85	\$0.00	31.53%	\$13,203.75
Source - 2200 COUNTY APPORT.(MORTGAGE TAX) Total	\$234,161.02	\$73,837.17	\$160,323.85	\$0.00	31.53%	\$13,203.75
Source - 2300 RESALE OF PROPERTY FUND DIST.						
000 NON-CATEGORICAL EXP	\$0.00	\$204,639.77	\$0.00	\$204,639.77	N/A	\$0.00
Source - 2300 RESALE OF PROPERTY FUND DIST. Total	\$0.00	\$204,639.77	\$0.00	\$204,639.77	N/A	\$0.00
Series - 2000 Total	\$2,208,298.79	\$312,197.50	\$2,100,741.06	\$204,639.77	14.14%	\$18,263.88
Series - 3000						
Source - 3110 GROSS PRODUCTION TAX						
000 NON-CATEGORICAL EXP	\$363,774.82	\$107,197.36	\$256,577.46	\$0.00	29.47%	\$36,610.90
Source - 3110 GROSS PRODUCTION TAX Total	\$363,774.82	\$107,197.36	\$256,577.46	\$0.00	29.47%	\$36,610.90
Source - 3120 MOTOR VEHICLE COLLECTIONS						
000 NON-CATEGORICAL EXP	\$2,831,265.03	\$932,821.36	\$1,898,443.67	\$0.00	32.95%	\$292,007.30
Source - 3120 MOTOR VEHICLE COLLECTIONS Total	\$2,831,265.03	\$932,821.36	\$1,898,443.67	\$0.00	32.95%	\$292,007.30
Source - 3140 STATE SCHOOL LAND EARNINGS						
000 NON-CATEGORICAL EXP	\$1,223,870.81	\$399,555.62	\$824,315.19	\$0.00	32.65%	\$115,557.64
Source - 3140 STATE SCHOOL LAND EARNINGS Total	\$1,223,870.81	\$399,555.62	\$824,315.19	\$0.00	32.65%	\$115,557.64
Source - 3150 VEHICLE TAX STAMPS						
000 NON-CATEGORICAL EXP	\$0.00	\$2,350.22	\$0.00	\$2,350.22	N/A	\$396.01
Source - 3150 VEHICLE TAX STAMPS Total	\$0.00	\$2,350.22	\$0.00	\$2,350.22	N/A	\$396.01
Source - 3190 OTHER DEDICATED REVENUE						
000 NON-CATEGORICAL EXP	\$0.00	\$488.99	\$0.00	\$488.99	N/A	\$488.99
Source - 3190 OTHER DEDICATED REVENUE Total	\$0.00	\$488.99	\$0.00	\$488.99	N/A	\$488.99
Source - 3210 FOUNDATION AND SALARY INCEN.						
000 NON-CATEGORICAL EXP	\$34,325,698.67	\$9,269,190.24	\$25,056,508.43	\$0.00	27.00%	\$3,089,730.08
Source - 3210 FOUNDATION AND SALARY INCEN. Total	\$34,325,698.67	\$9,269,190.24	\$25,056,508.43	\$0.00	27.00%	\$3,089,730.08
Source - 3250 EDUCATION FLEX.BENEFIT ALLOW.						

Enid Public Schools Revenue Analysis

Options: Type of Revenue: Estimated, As Of Date: 10/31/2025

	Estimated Revenue	Revenue Collected	Revenue Receivable	Unappropriated Receipts	% Rev Collected	Current Month
331 EDFBA-CERT-IN LIEU	\$66,921.60	\$18,068.83	\$48,852.77	\$0.00	27.00%	\$6,022.94
332 EDFBA-SUPPORT-IN LIEU	\$266,324.76	\$71,907.69	\$194,417.07	\$0.00	27.00%	\$23,969.23
334 EFBA-CERTIFIED	\$3,919,608.00	\$1,058,294.16	\$2,861,313.84	\$0.00	27.00%	\$352,764.72
335 EFBA-SUPPORT	\$2,986,368.00	\$806,319.36	\$2,180,048.64	\$0.00	27.00%	\$268,773.12
Source - 3250 EDUCATION FLEX.BENEFIT ALLOW. Total	\$7,239,222.36	\$1,954,590.04	\$5,284,632.32	\$0.00	27.00%	\$651,530.01
Source - 3413 INSPIRED TO TEACH INCENTIVE PMT						
305 Inspired 2 Teach	\$0.00	\$20,000.00	\$0.00	\$20,000.00	N/A	\$4,000.00
Source - 3413 INSPIRED TO TEACH INCENTIVE PMT Total	\$0.00	\$20,000.00	\$0.00	\$20,000.00	N/A	\$4,000.00
Source - 3414 Ok Paid Student Teacher Stipends						
311 Oklahoma Paid Student Teacher Stipends	\$0.00	\$1,749.00	\$0.00	\$1,749.00	N/A	\$1,749.00
Source - 3414 Ok Paid Student Teacher Stipends Total	\$0.00	\$1,749.00	\$0.00	\$1,749.00	N/A	\$1,749.00
Source - 3420 STATE TEXTBOOK						
333 STATE TEXTBOOKS	\$474,282.18	\$128,056.19	\$346,225.99	\$0.00	27.00%	\$42,685.40
Source - 3420 STATE TEXTBOOK Total	\$474,282.18	\$128,056.19	\$346,225.99	\$0.00	27.00%	\$42,685.40
Source - 3430 ADULT EDUCATION MATCHING						
319 ADULT ED MATCHING	\$0.00	\$7,451.53	\$0.00	\$7,451.53	N/A	\$6,644.93
Source - 3430 ADULT EDUCATION MATCHING Total	\$0.00	\$7,451.53	\$0.00	\$7,451.53	N/A	\$6,644.93
Source - 3436 SCHOOL RESOURCE OFFICER PROGRAM						
376 School Resource Officer Program	\$91,829.62	\$93,041.47	\$0.00	\$1,211.85	101.32%	\$0.00
Source - 3436 SCHOOL RESOURCE OFFICER PROGRAM Total	\$91,829.62	\$93,041.47	\$0.00	\$1,211.85	101.32%	\$0.00
Source - 3440 DRIVER EDUCATION						
317 DRIVER ED	\$0.00	\$2,970.00	\$0.00	\$2,970.00	N/A	\$0.00
Source - 3440 DRIVER EDUCATION Total	\$0.00	\$2,970.00	\$0.00	\$2,970.00	N/A	\$0.00
Source - 3630 DEPART. OF HUMAN SERVICES						
014 EPS C.A.R.E.S.	\$0.00	\$66,651.70	\$0.00	\$66,651.70	N/A	\$22,752.80
021 DHS Social Services	\$0.00	\$89,728.11	\$0.00	\$89,728.11	N/A	\$0.00
530 PART D, PREVENTION/INTERVENTION PROGRAMS	\$290,000.00	\$0.00	\$290,000.00	\$0.00	0.00%	\$0.00
Source - 3630 DEPART. OF HUMAN SERVICES Total	\$290,000.00	\$156,379.81	\$290,000.00	\$156,379.81	53.92%	\$22,752.80
Source - 3690 MISC. SOURCES OF STATE REVENUE						
000 NON-CATEGORICAL EXP	\$0.00	\$0.00	\$0.00	\$0.00	N/A	\$0.00
021 DHS Social Services	\$0.00	\$0.00	\$0.00	\$0.00	N/A	\$0.00
275 Eisenhower Elementary Okla Dept of Commerce	\$0.00	\$0.00	\$0.00	\$0.00	N/A	\$0.00
Source - 3690 MISC. SOURCES OF STATE REVENUE Total	\$0.00	\$0.00	\$0.00	\$0.00	N/A	\$0.00
Source - 3720 STATE MATCHING						
385 CNP STATE MATCH FUNDS	\$39,607.33	\$0.00	\$39,607.33	\$0.00	0.00%	\$0.00
Source - 3720 STATE MATCHING Total	\$39,607.33	\$0.00	\$39,607.33	\$0.00	0.00%	\$0.00
Source - 3811 COMP. HS VOC. SALARY REIM.						
411 COMPREHENSIVE SECONDARY PROG.	\$25,920.00	\$1,980.00	\$23,940.00	\$0.00	7.64%	\$0.00
Source - 3811 COMP. HS VOC. SALARY REIM. Total	\$25,920.00	\$1,980.00	\$23,940.00	\$0.00	7.64%	\$0.00
Source - 3812 VOC PROG ASSISTANCE GRANTS						
412 VOC.PROG.INCENTIVE ASST.GRANTS	\$78,000.00	\$19,500.00	\$58,500.00	\$0.00	25.00%	\$0.00
Source - 3812 VOC PROG ASSISTANCE GRANTS Total	\$78,000.00	\$19,500.00	\$58,500.00	\$0.00	25.00%	\$0.00
Series - 3000 Total	\$46,983,470.82	\$13,097,321.83	\$34,078,750.39	\$192,601.40	27.88%	\$4,264,153.06

Enid Public Schools Revenue Analysis

Options: Type of Revenue: Estimated, As Of Date: 10/31/2025

	Estimated Revenue	Revenue Collected	Revenue Receivable	Unappropriated Receipts	% Rev Collected	Current Month
Series - 4000						
Source - 4140 TITLE VI-INDIAN ED.						
799 PRIOR YEARS' REIMBURSEMENT (Don't use 4710-4790)	\$0.00	\$8,749.39	\$0.00	\$8,749.39	N/A	\$0.00
Source - 4140 TITLE VI-INDIAN ED. Total	\$0.00	\$8,749.39	\$0.00	\$8,749.39	N/A	\$0.00
Source - 4150 ROTC						
779 AFJROTC-Activities	\$0.00	\$6,111.03	\$0.00	\$6,111.03	N/A	\$0.00
799 PRIOR YEARS' REIMBURSEMENT (Don't use 4710-4790)	\$0.00	\$0.00	\$0.00	\$0.00	N/A	\$0.00
Source - 4150 ROTC Total	\$0.00	\$6,111.03	\$0.00	\$6,111.03	N/A	\$0.00
Source - 4210 TITLE 1-PART A, IMP BASIC PROG						
511 PART A. BASIC PROGRAM	\$2,648,243.58	\$0.00	\$2,648,243.58	\$0.00	0.00%	\$0.00
515 SCHOOL SUPPORT	\$257,280.89	\$0.00	\$257,280.89	\$0.00	0.00%	\$0.00
799 PRIOR YEARS' REIMBURSEMENT (Don't use 4710-4790)	\$0.00	\$584,364.29	\$0.00	\$584,364.29	N/A	\$0.00
Source - 4210 TITLE 1-PART A, IMP BASIC PROG Total	\$2,905,524.47	\$584,364.29	\$2,905,524.47	\$584,364.29	20.11%	\$0.00
Source - 4211 ARRA, Title I, Part A						
799 PRIOR YEARS' REIMBURSEMENT (Don't use 4710-4790)	\$0.00	\$0.00	\$0.00	\$0.00	N/A	\$0.00
Source - 4211 ARRA, Title I, Part A Total	\$0.00	\$0.00	\$0.00	\$0.00	N/A	\$0.00
Source - 4230 EDUCATION OF MIGRATORY CHILDREN						
532 PART D,SUBPART2, LOCAL DELIN	\$16,313.07	\$0.00	\$16,313.07	\$0.00	0.00%	\$0.00
Source - 4230 EDUCATION OF MIGRATORY CHILDREN Total	\$16,313.07	\$0.00	\$16,313.07	\$0.00	0.00%	\$0.00
Source - 4271 PART 1, TEACHER-PRINC TNG REC						
541 SUPPORTING EFFECTIVE INSTRUCTION	\$468,457.22	\$0.00	\$468,457.22	\$0.00	0.00%	\$0.00
799 PRIOR YEARS' REIMBURSEMENT (Don't use 4710-4790)	\$0.00	\$33,981.18	\$0.00	\$33,981.18	N/A	\$0.00
Source - 4271 PART 1, TEACHER-PRINC TNG REC Total	\$468,457.22	\$33,981.18	\$468,457.22	\$33,981.18	7.25%	\$0.00
Source - 4281 PART A, ENG LANG ACQ,ENH&ACH						
571 T-III PART A, IMMIGRANT ED	\$15,715.36	\$0.00	\$15,715.36	\$0.00	0.00%	\$0.00
799 PRIOR YEARS' REIMBURSEMENT (Don't use 4710-4790)	\$0.00	\$14,798.11	\$0.00	\$14,798.11	N/A	\$0.00
Source - 4281 PART A, ENG LANG ACQ,ENH&ACH Total	\$15,715.36	\$14,798.11	\$15,715.36	\$14,798.11	94.16%	\$0.00
Source - 4310 INDIV.WITH DISABIL.IDEA--B						
621 FLOW THRU PL105-17 IDEA-PT.B	\$1,686,883.41	\$0.00	\$1,686,883.41	\$0.00	0.00%	\$0.00
625 FLOW THRU IDEA-PT.B PRIVATE	\$11,842.62	\$0.00	\$11,842.62	\$0.00	0.00%	\$0.00
799 PRIOR YEARS' REIMBURSEMENT (Don't use 4710-4790)	\$0.00	\$157,139.68	\$0.00	\$157,139.68	N/A	\$0.00
Source - 4310 INDIV.WITH DISABIL.IDEA--B Total	\$1,698,726.03	\$157,139.68	\$1,698,726.03	\$157,139.68	9.25%	\$0.00
Source - 4340 PRESCHOOL AGES 3-5 IDEA-B						
615 Engage/Develop Monitoring Mini Grant	\$3,348.00	\$0.00	\$3,348.00	\$0.00	0.00%	\$0.00
618 Secondary Transition Services	\$20,147.20	\$0.00	\$20,147.20	\$0.00	0.00%	\$0.00
641 PRESCHOOL,AGES 3-5 IDEA-PART B	\$11,890.49	\$0.00	\$11,890.49	\$0.00	0.00%	\$0.00
Source - 4340 PRESCHOOL AGES 3-5 IDEA-B Total	\$35,385.69	\$0.00	\$35,385.69	\$0.00	0.00%	\$0.00
Source - 4441 PART A, SAFE & DRUG FREE						
552 Part A Student Support & Academic Formula Grant	\$267,830.16	\$0.00	\$267,830.16	\$0.00	0.00%	\$0.00
Source - 4441 PART A, SAFE & DRUG FREE Total	\$267,830.16	\$0.00	\$267,830.16	\$0.00	0.00%	\$0.00
Source - 4442 TITLE IV, STUDENT SUP/ACADEMIC						

Enid Public Schools Revenue Analysis

Options: Type of Revenue: Estimated, As Of Date: 10/31/2025

	Estimated Revenue	Revenue Collected	Revenue Receivable	Unappropriated Receipts	% Rev Collected	Current Month
799 PRIOR YEARS' REIMBURSEMENT (Don't use 4710-4790)	\$0.00	\$7,084.51	\$0.00	\$7,084.51	N/A	\$0.00
Source - 4442 TITLE IV, STUDENT SUP/ACADEMIC Total	\$0.00	\$7,084.51	\$0.00	\$7,084.51	N/A	\$0.00
Source - 4460 TITLE V-PROM PARENTAL CHOICE						
556 Part D - Magnet Schools Assistance	\$187,454.76	\$0.00	\$187,454.76	\$0.00	0.00%	\$0.00
Source - 4460 TITLE V-PROM PARENTAL CHOICE Total	\$187,454.76	\$0.00	\$187,454.76	\$0.00	0.00%	\$0.00
Source - 4470 TITLE VI-SUPART 2						
586 PART B, RURAL ED FLEX REAP	\$163,926.85	\$0.00	\$163,926.85	\$0.00	0.00%	\$0.00
799 PRIOR YEARS' REIMBURSEMENT (Don't use 4710-4790)	\$0.00	\$4,044.12	\$0.00	\$4,044.12	N/A	\$0.00
Source - 4470 TITLE VI-SUPART 2 Total	\$163,926.85	\$4,044.12	\$163,926.85	\$4,044.12	2.47%	\$0.00
Source - 4611 TITLE II, P.L. 105-220						
731 ADULT ED & LITERACY	\$131,302.00	\$4,854.34	\$126,447.66	\$0.00	3.70%	\$4,854.34
799 PRIOR YEARS' REIMBURSEMENT (Don't use 4710-4790)	\$0.00	\$50,947.65	\$0.00	\$50,947.65	N/A	\$0.00
Source - 4611 TITLE II, P.L. 105-220 Total	\$131,302.00	\$55,801.99	\$126,447.66	\$50,947.65	42.50%	\$4,854.34
Source - 4617 .						
456 JOB TRAINING-OJT	\$0.00	\$681.50	\$0.00	\$681.50	N/A	\$681.50
799 PRIOR YEARS' REIMBURSEMENT (Don't use 4710-4790)	\$0.00	\$1,881.63	\$0.00	\$1,881.63	N/A	\$0.00
Source - 4617 . Total	\$0.00	\$2,563.13	\$0.00	\$2,563.13	N/A	\$681.50
Source - 4689 OTHER MISC. SOURCES OF FED.REV						
775 Eisenhower Elementary US Dept. of Defense	\$0.00	\$0.00	\$0.00	\$0.00	N/A	\$0.00
799 PRIOR YEARS' REIMBURSEMENT (Don't use 4710-4790)	\$0.00	\$914.75	\$0.00	\$914.75	N/A	\$0.00
Source - 4689 OTHER MISC. SOURCES OF FED.REV Total	\$0.00	\$914.75	\$0.00	\$914.75	N/A	\$0.00
Source - 4710 LUNCHES						
763 Lunches-CFDA 10.555	\$2,830,160.41	\$771,173.44	\$2,058,986.97	\$0.00	27.25%	\$752,777.36
Source - 4710 LUNCHES Total	\$2,830,160.41	\$771,173.44	\$2,058,986.97	\$0.00	27.25%	\$752,777.36
Source - 4720 BREAKFASTS						
764 Breakfasts-CFDA 10.553	\$775,587.66	\$205,946.30	\$569,641.36	\$0.00	26.55%	\$200,195.30
Source - 4720 BREAKFASTS Total	\$775,587.66	\$205,946.30	\$569,641.36	\$0.00	26.55%	\$200,195.30
Source - 4750 CHILD & ADULT CARE FOOD PROG.						
769 CHILD & ADULT CARE FOOD PROG.	\$0.00	\$8,867.44	\$0.00	\$8,867.44	N/A	\$8,867.44
Source - 4750 CHILD & ADULT CARE FOOD PROG. Total	\$0.00	\$8,867.44	\$0.00	\$8,867.44	N/A	\$8,867.44
Source - 4821 EQUALIZATION (CARL PERKINS)						
799 PRIOR YEARS' REIMBURSEMENT (Don't use 4710-4790)	\$0.00	\$16,898.82	\$0.00	\$16,898.82	N/A	\$0.00
Source - 4821 EQUALIZATION (CARL PERKINS) Total	\$0.00	\$16,898.82	\$0.00	\$16,898.82	N/A	\$0.00
Series - 4000 Total	\$9,496,383.68	\$1,878,438.18	\$8,514,409.60	\$896,464.10	19.78%	\$967,375.94
Series - 5000						
Source - 5100 Return of Assets						
000 NON-CATEGORICAL EXP	\$408,214.08	\$0.00	\$408,214.08	\$0.00	0.00%	\$0.00
Source - 5100 Return of Assets Total	\$408,214.08	\$0.00	\$408,214.08	\$0.00	0.00%	\$0.00
Source - 5150 CHILD NUTRITION PROGRAM						
000 NON-CATEGORICAL EXP	\$0.00	\$27,364.25	\$0.00	\$27,364.25	N/A	\$16,180.45
Source - 5150 CHILD NUTRITION PROGRAM Total	\$0.00	\$27,364.25	\$0.00	\$27,364.25	N/A	\$16,180.45
Source - 5160 ACTIVITY FUND REIMBURSEMENT						
000 NON-CATEGORICAL EXP	\$0.00	\$5,469.28	\$0.00	\$5,469.28	N/A	\$0.00
014 EPS C.A.R.E.S.	\$0.00	\$41,473.59	\$0.00	\$41,473.59	N/A	\$10,538.59
032 Transportation Dept	\$0.00	\$3,057.00	\$0.00	\$3,057.00	N/A	\$3,057.00

Enid Public Schools

Revenue Analysis

Options: Type of Revenue: Estimated, As Of Date: 10/31/2025

	Estimated Revenue	Revenue Collected	Revenue Receivable	Unappropriated Receipts	% Rev Collected	Current Month
Source - 5160 ACTIVITY FUND REIMBURSEMENT Total	\$0.00	\$49,999.87	\$0.00	\$49,999.87	N/A	\$13,595.59
Source - 5600 CORRECTING ENTRY 000 NON-CATEGORICAL EXP	\$0.00	\$7,822.31	\$0.00	\$7,822.31	N/A	\$0.00
Source - 5600 CORRECTING ENTRY Total	\$0.00	\$7,822.31	\$0.00	\$7,822.31	N/A	\$0.00
Series - 5000 Total	\$408,214.08	\$85,186.43	\$408,214.08	\$85,186.43	20.87%	\$29,776.04
Series - 6000						
Source - 6110 CASH FORWARD-SURPLUS CASH FWD. 000 NON-CATEGORICAL EXP	\$25,435,128.33	\$25,435,128.33	\$0.00	\$0.00	100.00%	\$0.00
Source - 6110 CASH FORWARD-SURPLUS CASH FWD. Total	\$25,435,128.33	\$25,435,128.33	\$0.00	\$0.00	100.00%	\$0.00
Series - 6000 Total	\$25,435,128.33	\$25,435,128.33	\$0.00	\$0.00	100.00%	\$0.00
Fund - 11 GENERAL FUND Total	\$98,314,363.78	\$41,374,669.08	\$58,769,820.70	\$1,830,126.00	42.08%	\$5,418,986.18

Budget Analysis

Options: Year: 2025-2026, Date Range: 7/1/2025 - 10/31/2025, Classification Bolding: D, Print Detail: False

Classification	Appropriation	Encumbered	Paid	Encumbered Balance	Unencumbered Balance	% Enc Budget
2025-2026						
Fund - 11 GENERAL FUND						
Function - 1000 INSTRUCTION						
100 Personnel Services-Salaries	63,035,551.45	25,281,436.91	4,702,233.29	20,579,203.62	37,754,114.54	40.11%
200 Personnel Serv.-Employee Benef.	1,522,510.74	10,107,902.74	1,769,370.54	8,338,532.20	-8,585,392.00	663.90%
300 Purchased Profess.& Tech.Serv.	0.00	482,039.00	81,258.80	400,780.20	-482,039.00	100.00%
400 Purchased Property Services	0.00	76,649.50	1,468.49	75,181.01	-76,649.50	100.00%
500 Other Purchased Services	0.00	1,496.00	1,121.00	375.00	-1,496.00	100.00%
600 Supplies & Materials	3,969,255.17	1,833,380.46	1,364,495.83	468,884.63	2,135,874.71	46.19%
700 Property	0.00	19,320.00	0.00	19,320.00	-19,320.00	100.00%
800 Other Objects	1,100.00	42,951.01	25,806.62	17,144.39	-41,851.01	3,904.64%
Total Function - 1000 INSTRUCTION	\$68,528,417.36	\$37,845,175.62	\$7,945,754.57	\$29,899,421.05	\$30,683,241.74	55.23 %
Function - 2100 Supp Svcs-Students						
100 Personnel Services-Salaries	1,706,167.15	3,879,182.65	818,776.18	3,060,406.47	-2,173,015.50	227.36%
200 Personnel Serv.-Employee Benef.	416,231.29	1,422,314.38	289,552.03	1,132,762.35	-1,006,083.09	341.71%
300 Purchased Profess.& Tech.Serv.	781,231.56	782,852.13	139,678.30	643,173.83	-1,620.57	100.21%
400 Purchased Property Services	2,200.00	12,691.60	3,564.13	9,127.47	-10,491.60	576.89%
500 Other Purchased Services	4,836.00	23,907.00	4,604.00	19,303.00	-19,071.00	494.35%
600 Supplies & Materials	3,639,334.00	171,065.15	53,343.14	117,722.01	3,468,268.85	4.70%
800 Other Objects	0.00	43,908.00	1,814.20	42,093.80	-43,908.00	100.00%
Total Function - 2100 Supp Svcs-Students	\$6,550,000.00	\$6,335,920.91	\$1,311,331.98	\$5,024,588.93	\$214,079.09	96.73 %
Function - 2200 Supp Svc-Instr Stf						
100 Personnel Services-Salaries	153,195.04	2,220,730.64	599,218.55	1,621,512.09	-2,067,535.60	1,449.61%
200 Personnel Serv.-Employee Benef.	38,979.87	847,926.73	214,060.86	633,865.87	-808,946.86	2,175.29%
300 Purchased Profess.& Tech.Serv.	125,985.00	286,324.45	39,334.10	246,990.35	-160,339.45	227.27%
400 Purchased Property Services	0.00	2,508.82	2,008.82	500.00	-2,508.82	100.00%
500 Other Purchased Services	20,706.00	226,498.53	103,044.88	123,453.65	-205,792.53	1,093.88%
600 Supplies & Materials	3,842,187.09	535,842.42	111,706.87	424,135.55	3,306,344.67	13.95%
700 Property	0.00	12,838.40	449.00	12,389.40	-12,838.40	100.00%
800 Other Objects	68,947.00	31,915.34	13,237.07	18,678.27	37,031.66	46.29%
Total Function - 2200 Supp Svc-Instr Stf	\$4,250,000.00	\$4,164,585.33	\$1,083,060.15	\$3,081,525.18	\$85,414.67	97.99 %
Function - 2300 Support Serv.-General Adm.						
100 Personnel Services-Salaries	3,000.00	363,462.39	122,414.64	241,047.75	-360,462.39	12,115.41%
200 Personnel Serv.-Employee Benef.	680.00	120,555.85	40,311.72	80,244.13	-119,875.85	17,728.80%
300 Purchased Profess.& Tech.Serv.	52,000.00	141,229.50	24,927.34	116,302.16	-89,229.50	271.60%
400 Purchased Property Services	0.00	1,000.00	0.00	1,000.00	-1,000.00	100.00%
500 Other Purchased Services	6,575.00	8,525.00	1,893.00	6,632.00	-1,950.00	129.66%
600 Supplies & Materials	532,745.00	4,468.00	588.56	3,879.44	528,277.00	0.84%
800 Other Objects	5,000.00	10,790.00	3,127.50	7,662.50	-5,790.00	215.80%
Total Function - 2300 Support Serv.-General Adm.	\$600,000.00	\$650,030.74	\$193,262.76	\$456,767.98	(\$50,030.74)	108.34 %
Function - 2400 Support Serv.-School Admin.						
100 Personnel Services-Salaries	84,500.00	3,117,244.26	804,915.98	2,312,328.28	-3,032,744.26	3,689.05%
200 Personnel Serv.-Employee Benef.	17,900.00	1,061,461.97	265,584.77	795,877.20	-1,043,561.97	5,929.96%

Budget Analysis

Options: Year: 2025-2026, Date Range: 7/1/2025 - 10/31/2025, Classification Bolding: D, Print Detail: False

Classification	Appropriation	Encumbered	Paid	Encumbered Balance	Unencumbered Balance	% Enc Budget
2025-2026						
Fund - 11 GENERAL FUND						
Function - 2400 Support Serv.-School Admin.						
400 Purchased Property Services	0.00	3,500.00	0.00	3,500.00	-3,500.00	100.00%
500 Other Purchased Services	0.00	350.00	320.23	29.77	-350.00	100.00%
600 Supplies & Materials	4,167,600.00	5,902.25	3,362.25	2,540.00	4,161,697.75	0.14%
Total Function - 2400 Support Serv.-School Admin.	\$4,270,000.00	\$4,188,458.48	\$1,074,183.23	\$3,114,275.25	\$81,541.52	98.09 %
Function - 2500 Support Services--Business						
100 Personnel Services-Salaries	27,750.00	903,697.23	326,378.54	577,318.69	-875,947.23	3,256.57%
200 Personnel Serv.-Employee Benef.	4,487.50	342,957.25	120,023.51	222,933.74	-338,469.75	7,642.50%
300 Purchased Profess.& Tech.Serv.	41,598.00	70,230.00	8,449.65	61,780.35	-28,632.00	168.83%
400 Purchased Property Services	0.00	168,247.60	41,436.90	126,810.70	-168,247.60	100.00%
500 Other Purchased Services	58,654.75	160,203.94	94,265.70	65,938.24	-101,549.19	273.13%
600 Supplies & Materials	1,884,653.35	377,066.96	145,975.42	231,091.54	1,507,586.39	20.01%
700 Property	0.00	157,279.05	25,682.72	131,596.33	-157,279.05	100.00%
800 Other Objects	182,856.40	323,478.18	43,355.06	280,123.12	-140,621.78	176.90%
900 Other Uses of Funds	0.00	173.18	173.18	0.00	-173.18	100.00%
Total Function - 2500 Support Services--Business	\$2,200,000.00	\$2,503,333.39	\$805,740.68	\$1,697,592.71	(\$303,333.39)	113.79 %
Function - 2600 Operation & Mainten.of Plant						
100 Personnel Services-Salaries	145,941.47	2,281,966.80	782,256.50	1,499,710.30	-2,136,025.33	1,563.62%
200 Personnel Serv.-Employee Benef.	10,850.00	977,191.90	321,950.34	655,241.56	-966,341.90	9,006.38%
300 Purchased Profess.& Tech.Serv.	21,000.00	61,750.00	12,387.43	49,362.57	-40,750.00	294.05%
400 Purchased Property Services	55,550.00	2,254,628.00	689,158.43	1,565,469.57	-2,199,078.00	4,058.74%
500 Other Purchased Services	11,200.00	849,922.25	843,930.95	5,991.30	-838,722.25	7,588.59%
600 Supplies & Materials	8,800,149.51	1,844,625.47	553,641.52	1,290,983.95	6,955,524.04	20.96%
700 Property	51,309.02	52,501.89	24,478.94	28,022.95	-1,192.87	102.32%
800 Other Objects	4,000.00	3,715.00	669.00	3,046.00	285.00	92.88%
Total Function - 2600 Operation & Mainten.of Plant	\$9,100,000.00	\$8,326,301.31	\$3,228,473.11	\$5,097,828.20	\$773,698.69	91.50 %
Function - 2700 Student Transportation Serv.						
100 Personnel Services-Salaries	14,500.00	1,074,725.87	259,675.65	815,050.22	-1,060,225.87	7,411.90%
200 Personnel Serv.-Employee Benef.	3,600.00	513,382.28	107,204.41	406,177.87	-509,782.28	14,260.62%
300 Purchased Profess.& Tech.Serv.	0.00	4,272.00	3,931.30	340.70	-4,272.00	100.00%
400 Purchased Property Services	0.00	56,226.95	8,248.45	47,978.50	-56,226.95	100.00%
500 Other Purchased Services	66,500.00	73,493.52	9,768.75	63,724.77	-6,993.52	110.52%
600 Supplies & Materials	2,218,741.66	535,655.86	95,773.43	439,882.43	1,683,085.80	24.14%
700 Property	46,658.34	298,258.34	77,458.34	220,800.00	-251,600.00	639.24%
800 Other Objects	0.00	3,250.00	1,164.42	2,085.58	-3,250.00	100.00%
Total Function - 2700 Student Transportation Serv.	\$2,350,000.00	\$2,559,264.82	\$563,224.75	\$1,996,040.07	(\$209,264.82)	108.90 %
Function - 3100 Child Nutrition Programs Oper.						
100 Personnel Services-Salaries	0.00	1,782,776.93	456,823.16	1,325,953.77	-1,782,776.93	100.00%
200 Personnel Serv.-Employee Benef.	0.00	909,267.13	192,595.76	716,671.37	-909,267.13	100.00%

Budget Analysis

Options: Year: 2025-2026, Date Range: 7/1/2025 - 10/31/2025, Classification Bolding: D, Print Detail: False

Classification	Appropriation	Encumbered	Paid	Encumbered Balance	Unencumbered Balance	% Enc Budget
2025-2026						
Fund - 11 GENERAL FUND						
Function - 3100 Child Nutrition Programs Oper.						
400 Purchased Property Services	0.00	246,538.46	52,582.41	193,956.05	-246,538.46	100.00%
500 Other Purchased Services	0.00	21,000.00	0.00	21,000.00	-21,000.00	100.00%
600 Supplies & Materials	0.00	1,775,336.49	718,528.75	1,056,807.74	-1,775,336.49	100.00%
700 Property	0.00	62,284.32	55,563.32	6,721.00	-62,284.32	100.00%
800 Other Objects	0.00	18,025.00	2,611.00	15,414.00	-18,025.00	100.00%
Total Function - 3100 Child Nutrition Programs Oper.	\$0.00	\$4,815,228.33	\$1,478,704.40	\$3,336,523.93	(\$4,815,228.33)	100.00 %
Function - 3300 COMMUNITY SERVICES OPER						
100 Personnel Services-Salaries	222,767.28	644,209.03	164,862.06	479,346.97	-421,441.75	289.18%
200 Personnel Serv.-Employee Benef.	0.00	249,351.39	51,871.69	197,479.70	-249,351.39	100.00%
300 Purchased Profess.& Tech.Serv.	0.00	2,000.00	150.00	1,850.00	-2,000.00	100.00%
600 Supplies & Materials	8,867.44	167,640.41	12,932.95	154,707.46	-158,772.97	1,890.52%
800 Other Objects	0.00	16,600.00	3,075.03	13,524.97	-16,600.00	100.00%
Total Function - 3300 COMMUNITY SERVICES OPER	\$231,634.72	\$1,079,800.83	\$232,891.73	\$846,909.10	(\$848,166.11)	466.17 %
Function - 4300 SITE IMPROVEMENT SERVICES						
400 Purchased Property Services	4,500.00	3,000.00	0.00	3,000.00	1,500.00	66.67%
800 Other Objects	0.00	2,100.00	0.00	2,100.00	-2,100.00	100.00%
Total Function - 4300 SITE IMPROVEMENT SERVICES	\$4,500.00	\$5,100.00	\$0.00	\$5,100.00	(\$600.00)	113.33 %
Function - 4700 BUILDING IMPROVEMENTS SERV.						
700 Property	58,000.00	58,000.00	0.00	58,000.00	0.00	100.00%
Total Function - 4700 BUILDING IMPROVEMENTS SERV.	\$58,000.00	\$58,000.00	\$0.00	\$58,000.00	\$0.00	100.00 %
Function - 5200 FUND TRANSFERS/REIMBURSEMENTS						
900 Other Uses of Funds	1,360.00	2,070.00	1,050.00	1,020.00	-710.00	152.21%
Total Function - 5200 FUND TRANSFERS/REIMBURSEMENTS	\$1,360.00	\$2,070.00	\$1,050.00	\$1,020.00	(\$710.00)	152.21 %
Function - 5300 CLEARING ACCOUNT						
200 Personnel Serv.-Employee Benef.	0.00	453,483.00	453,483.00	0.00	-453,483.00	100.00%
Total Function - 5300 CLEARING ACCOUNT	\$0.00	\$453,483.00	\$453,483.00	\$0.00	(\$453,483.00)	100.00 %
Function - 5400 INDIR.COST ENTITL.(FED.& CNP)						
100 Personnel Services-Salaries	23,982.59	0.00	0.00	0.00	23,982.59	0.00%
900 Other Uses of Funds	61,076.72	0.00	0.00	0.00	61,076.72	0.00%
Total Function - 5400 INDIR.COST ENTITL.(FED.& CNP)	\$85,059.31	\$0.00	\$0.00	\$0.00	\$85,059.31	0.00 %
Function - 5500 PRIVATE, NONPROFIT SCHOOLS						
100 Personnel Services-Salaries	8,983.83	8,983.83	8,983.83	0.00	0.00	100.00%
200 Personnel Serv.-Employee Benef.	2,586.88	2,586.88	2,586.88	0.00	0.00	100.00%
300 Purchased Profess.& Tech.Serv.	347.87	47.87	47.87	0.00	300.00	13.76%
500 Other Purchased Services	26,086.42	2,403.00	0.00	2,403.00	23,683.42	9.21%
600 Supplies & Materials	19,149.54	0.00	0.00	0.00	19,149.54	0.00%
800 Other Objects	28,237.85	2,195.00	0.00	2,195.00	26,042.85	7.77%

Budget Analysis

Options: Year: 2025-2026, Date Range: 7/1/2025 - 10/31/2025, Classification Bolding: D, Print Detail: False

Classification	Appropriation	Encumbered	Paid	Encumbered Balance	Unencumbered Balance	% Enc Budget
2025-2026						
Fund - 11 GENERAL FUND						
Function - 5500 PRIVATE, NONPROFIT SCHOOLS						
Total Function - 5500 PRIVATE, NONPROFIT SCHOOLS	\$85,392.39	\$16,216.58	\$11,618.58	\$4,598.00	\$69,175.81	18.99 %
Function - 5600 CORRECTING ENTRY						
900 Other Uses of Funds	0.00	10,312.75	9,968.50	344.25	-10,312.75	100.00%
Total Function - 5600 CORRECTING ENTRY	\$0.00	\$10,312.75	\$9,968.50	\$344.25	(\$10,312.75)	100.00 %
Function - 8100 RESTRICTED FUNDS						
800 Other Objects	0.00	646.00	646.00	0.00	-646.00	100.00%
Total Function - 8100 RESTRICTED FUNDS	\$0.00	\$646.00	\$646.00	\$0.00	(\$646.00)	100.00 %
Total Fund - 11 GENERAL FUND	\$98,314,363.78	\$73,013,928.09	\$18,393,393.44	\$54,620,534.65	\$25,300,435.69	74.27 %
Total 2025-2026	\$98,314,363.78	\$73,013,928.09	\$18,393,393.44	\$54,620,534.65	\$25,300,435.69	74.27 %
Report Total	\$98,314,363.78	\$73,013,928.09	\$18,393,393.44	\$54,620,534.65	\$25,300,435.69	74.27 %

Enid Public Schools Revenue Analysis

Options: Type of Revenue: Estimated, As Of Date: 10/31/2025

	Estimated Revenue	Revenue Collected	Revenue Receivable	Unappropriated Receipts	% Rev Collected	Current Month
Fund - 21 BUILDING FUND						
Series - 1000						
Source - 1110 AD VALOREM TAX LEVY (CURRENT)						
000 NON-CATEGORICAL EXP	\$1,789,374.10	\$8,113.67	\$1,781,260.43	\$0.00	0.45%	\$0.00
Source - 1110 AD VALOREM TAX LEVY (CURRENT) Total	\$1,789,374.10	\$8,113.67	\$1,781,260.43	\$0.00	0.45%	\$0.00
Source - 1120 AD VALOREM TAX LEVY (PR.YRS)						
000 NON-CATEGORICAL EXP	\$0.00	\$17,313.06	\$0.00	\$17,313.06	N/A	\$5,988.03
Source - 1120 AD VALOREM TAX LEVY (PR.YRS) Total	\$0.00	\$17,313.06	\$0.00	\$17,313.06	N/A	\$5,988.03
Source - 1311 MONTHLY INTEREST						
000 NON-CATEGORICAL EXP	\$0.00	\$19,308.00	\$0.00	\$19,308.00	N/A	\$5,807.87
Source - 1311 MONTHLY INTEREST Total	\$0.00	\$19,308.00	\$0.00	\$19,308.00	N/A	\$5,807.87
Source - 1690 MISC. REV. FROM DIST.SOURCE						
000 NON-CATEGORICAL EXP	\$0.00	\$1,000.00	\$0.00	\$1,000.00	N/A	\$0.00
Source - 1690 MISC. REV. FROM DIST.SOURCE Total	\$0.00	\$1,000.00	\$0.00	\$1,000.00	N/A	\$0.00
Series - 1000 Total	\$1,789,374.10	\$45,734.73	\$1,781,260.43	\$37,621.06	2.56%	\$11,795.90
Series - 3000						
Source - 3690 MISC. SOURCES OF STATE REVENUE						
275 Eisenhower Elementary Okla Dept of Commerce	\$0.00	\$50,000.00	\$0.00	\$50,000.00	N/A	\$50,000.00
Source - 3690 MISC. SOURCES OF STATE REVENUE Total	\$0.00	\$50,000.00	\$0.00	\$50,000.00	N/A	\$50,000.00
Series - 3000 Total	\$0.00	\$50,000.00	\$0.00	\$50,000.00	N/A	\$50,000.00
Series - 4000						
Source - 4689 OTHER MISC. SOURCES OF FED.REV						
275 Eisenhower Elementary Okla Dept of Commerce	\$0.00	\$0.00	\$0.00	\$0.00	N/A	\$0.00
775 Eisenhower Elementary US Dept. of Defense	\$0.00	\$200,000.00	\$0.00	\$200,000.00	N/A	\$100,000.00
Source - 4689 OTHER MISC. SOURCES OF FED.REV Total	\$0.00	\$200,000.00	\$0.00	\$200,000.00	N/A	\$100,000.00
Series - 4000 Total	\$0.00	\$200,000.00	\$0.00	\$200,000.00	N/A	\$100,000.00
Series - 6000						
Source - 6110 CASH FORWARD-SURPLUS CASH FWD.						
000 NON-CATEGORICAL EXP	\$3,678,703.07	\$3,678,703.07	\$0.00	\$0.00	100.00%	\$0.00
Source - 6110 CASH FORWARD-SURPLUS CASH FWD. Total	\$3,678,703.07	\$3,678,703.07	\$0.00	\$0.00	100.00%	\$0.00
Series - 6000 Total	\$3,678,703.07	\$3,678,703.07	\$0.00	\$0.00	100.00%	\$0.00
Fund - 21 BUILDING FUND Total	\$5,468,077.17	\$3,974,437.80	\$1,781,260.43	\$287,621.06	72.68%	\$161,795.90

Enid Public Schools

Budget Analysis

Options: Year: 2025-2026, Date Range: 7/1/2025 - 10/31/2025, Classification Bolding: D, Print Detail: False

Classification	Appropriation	Encumbered	Paid	Encumbered Balance	Unencumbered Balance	% Enc Budget
2025-2026						
Fund - 21 BUILDING FUND						
Function - 2600 Operation & Mainten.of Plant						
300 Purchased Profess.& Tech.Serv.	0.00	60,489.66	0.00	60,489.66	-60,489.66	100.00%
400 Purchased Property Services	0.00	1,144,313.52	584,765.65	559,547.87	-1,144,313.52	100.00%
600 Supplies & Materials	5,218,077.17	46,335.72	8,718.62	37,617.10	5,171,741.45	0.89%
Total Function - 2600 Operation & Mainten.of Plant	\$5,218,077.17	\$1,251,138.90	\$593,484.27	\$657,654.63	\$3,966,938.27	23.98 %
Function - 4400 ARCHITECTURE & ENGINEER.SERV.						
300 Purchased Profess.& Tech.Serv.	250,000.00	543,400.00	221,680.00	321,720.00	-293,400.00	217.36%
Total Function - 4400 ARCHITECTURE & ENGINEER.SERV.	\$250,000.00	\$543,400.00	\$221,680.00	\$321,720.00	(\$293,400.00)	217.36 %
Function - 4600 BUILDING ACQUIS.& CONSTR.SERV.						
700 Property	0.00	705,727.00	331,721.00	374,006.00	-705,727.00	100.00%
Total Function - 4600 BUILDING ACQUIS.& CONSTR.SERV.	\$0.00	\$705,727.00	\$331,721.00	\$374,006.00	(\$705,727.00)	100.00 %
Total Fund - 21 BUILDING FUND	\$5,468,077.17	\$2,500,265.90	\$1,146,885.27	\$1,353,380.63	\$2,967,811.27	45.72 %
Total 2025-2026	\$5,468,077.17	\$2,500,265.90	\$1,146,885.27	\$1,353,380.63	\$2,967,811.27	45.72 %
Report Total	\$5,468,077.17	\$2,500,265.90	\$1,146,885.27	\$1,353,380.63	\$2,967,811.27	45.72 %

Enid Public Schools

Revenue Analysis

Options: Type of Revenue: Estimated, As Of Date: 10/31/2025

	Estimated Revenue	Revenue Collected	Revenue Receivable	Unappropriated Receipts	% Rev Collected	Current Month
Fund - 25 MUN TAX LEVY FUND						
Series - 1000						
Source - 1311 MONTHLY INTEREST						
000 NON-CATEGORICAL EXP	\$0.00	\$13,760.93	\$0.00	\$13,760.93	N/A	\$1,093.15
Source - 1311 MONTHLY INTEREST	\$0.00	\$13,760.93	\$0.00	\$13,760.93	N/A	\$1,093.15
Total						
Series - 1000 Total	\$0.00	\$13,760.93	\$0.00	\$13,760.93	N/A	\$1,093.15
Series - 6000						
Source - 6110 CASH FORWARD-SURPLUS CASH FWD.						
000 NON-CATEGORICAL EXP	\$1,822,569.84	\$1,822,569.84	\$0.00	\$0.00	100.00%	\$0.00
Source - 6110 CASH FORWARD-SURPLUS CASH FWD. Total	\$1,822,569.84	\$1,822,569.84	\$0.00	\$0.00	100.00%	\$0.00
Series - 6000 Total	\$1,822,569.84	\$1,822,569.84	\$0.00	\$0.00	100.00%	\$0.00
Fund - 25 MUN TAX LEVY FUND Total	\$1,822,569.84	\$1,836,330.77	\$0.00	\$13,760.93	100.76%	\$1,093.15

Budget Analysis

Options: Year: 2025-2026, Date Range: 7/1/2025 - 10/31/2025, Classification Bolding: D, Print Detail: False

Classification	Appropriation	Encumbered	Paid	Encumbered Balance	Unencumbered Balance	% Enc Budget
2025-2026						
Fund - 25 MUN TAX LEVY FUND						
Function - 2600 Operation & Mainten.of Plant						
400 Purchased Property Services	0.00	66,388.00	0.00	66,388.00	-66,388.00	100.00%
Total Function - 2600 Operation & Mainten.of Plant	\$0.00	\$66,388.00	\$0.00	\$66,388.00	(\$66,388.00)	100.00 %
Function - 4700 BUILDING IMPROVEMENTS SERV.						
400 Purchased Property Services	1,822,569.84	0.00	0.00	0.00	1,822,569.84	0.00%
Total Function - 4700 BUILDING IMPROVEMENTS SERV.	\$1,822,569.84	\$0.00	\$0.00	\$0.00	\$1,822,569.84	0.00 %
Total Fund - 25 MUN TAX LEVY FUND	\$1,822,569.84	\$66,388.00	\$0.00	\$66,388.00	\$1,756,181.84	3.64 %
Total 2025-2026	\$1,822,569.84	\$66,388.00	\$0.00	\$66,388.00	\$1,756,181.84	3.64 %
Report Total	\$1,822,569.84	\$66,388.00	\$0.00	\$66,388.00	\$1,756,181.84	3.64 %

Enid Public Schools

Revenue Analysis

Options: Type of Revenue: Estimated, As Of Date: 10/31/2025

	Estimated Revenue	Revenue Collected	Revenue Receivable	Unappropriated Receipts	% Rev Collected	Current Month
Fund - 31 2016 Combined Purpose-Bldg						
Series - 1000						
Source - 1311 MONTHLY INTEREST						
000 NON-CATEGORICAL EXP	\$0.00	\$489.48	\$0.00	\$489.48	N/A	\$218.95
Source - 1311 MONTHLY INTEREST	\$0.00	\$489.48	\$0.00	\$489.48	N/A	\$218.95
Total						
Series - 1000 Total	\$0.00	\$489.48	\$0.00	\$489.48	N/A	\$218.95
Series - 6000						
Source - 6110 CASH FORWARD-SURPLUS CASH FWD.						
000 NON-CATEGORICAL EXP	\$57,603.47	\$57,603.47	\$0.00	\$0.00	100.00%	\$0.00
Source - 6110 CASH FORWARD-SURPLUS CASH FWD. Total	\$57,603.47	\$57,603.47	\$0.00	\$0.00	100.00%	\$0.00
Series - 6000 Total	\$57,603.47	\$57,603.47	\$0.00	\$0.00	100.00%	\$0.00
Fund - 31 2016 Combined Purpose-Bldg Total	\$57,603.47	\$58,092.95	\$0.00	\$489.48	100.85%	\$218.95

Budget Analysis

Options: Year: 2025-2026, Date Range: 7/1/2025 - 10/31/2025, Classification Bolding: D, Print Detail: False

Classification	Appropriation	Encumbered	Paid	Encumbered Balance	Unencumbered Balance	% Enc Budget
2025-2026						
Fund - 31 2016 Combined Purpose-Bldg						
Function - 4700 BUILDING IMPROVEMENTS SERV.						
400 Purchased Property Services	57,603.47	0.00	0.00	0.00	57,603.47	0.00%
Total Function - 4700 BUILDING IMPROVEMENTS SERV.	\$57,603.47	\$0.00	\$0.00	\$0.00	\$57,603.47	0.00 %
Total Fund - 31 2016 Combined Purpose -Bldg	\$57,603.47	\$0.00	\$0.00	\$0.00	\$57,603.47	0.00 %
Total 2025-2026	\$57,603.47	\$0.00	\$0.00	\$0.00	\$57,603.47	0.00 %
Report Total	\$57,603.47	\$0.00	\$0.00	\$0.00	\$57,603.47	0.00 %

Enid Public Schools

Revenue Analysis

Options: Type of Revenue: Estimated, As Of Date: 10/31/2025

	Estimated Revenue	Revenue Collected	Revenue Receivable	Unappropriated Receipts	% Rev Collected	Current Month
Fund - 34 TRANSPORTATION BOND FUND						
Series - 1000						
Source - 1311 MONTHLY INTEREST						
000 NON-CATEGORICAL EXP	\$0.00	\$418.55	\$0.00	\$418.55	N/A	\$1.57
Source - 1311 MONTHLY INTEREST	\$0.00	\$418.55	\$0.00	\$418.55	N/A	\$1.57
Total						
Series - 1000 Total	\$0.00	\$418.55	\$0.00	\$418.55	N/A	\$1.57
Series - 6000						
Source - 6110 CASH FORWARD-SURPLUS CASH FWD.						
000 NON-CATEGORICAL EXP	\$90,213.66	\$90,213.66	\$0.00	\$0.00	100.00%	\$0.00
Source - 6110 CASH FORWARD-SURPLUS CASH FWD. Total	\$90,213.66	\$90,213.66	\$0.00	\$0.00	100.00%	\$0.00
Series - 6000 Total	\$90,213.66	\$90,213.66	\$0.00	\$0.00	100.00%	\$0.00
Fund - 34 TRANSPORTATION BOND FUND Total	\$90,213.66	\$90,632.21	\$0.00	\$418.55	100.46%	\$1.57

Enid Public Schools Budget Analysis

Options: Year: 2025-2026, Date Range: 7/1/2025 - 10/31/2025, Classification Bolding: D, Print Detail: False

Classification	Appropriation	Encumbered	Paid	Encumbered Balance	Unencumbered Balance	% Enc Budget
2025-2026						
Fund - 34 TRANSPORTATION BOND FUND						
Function - 2700 Student Transportation Serv.						
700 Property	90,213.66	90,213.66	90,213.66	0.00	0.00	100.00%
Total Function - 2700 Student Transportation Serv.	\$90,213.66	\$90,213.66	\$90,213.66	\$0.00	\$0.00	100.00 %
Total Fund - 34 TRANSPORTATION BOND FUND	\$90,213.66	\$90,213.66	\$90,213.66	\$0.00	\$0.00	100.00 %
Total 2025-2026	\$90,213.66	\$90,213.66	\$90,213.66	\$0.00	\$0.00	100.00 %
Report Total	\$90,213.66	\$90,213.66	\$90,213.66	\$0.00	\$0.00	100.00 %

Enid Public Schools

Revenue Analysis

Options: Type of Revenue: Estimated, As Of Date: 10/31/2025

	Estimated Revenue	Revenue Collected	Revenue Receivable	Unappropriated Receipts	% Rev Collected	Current Month
Fund - 35 2024 ONE to ONE & SECURITY BOND FUND						
Series - 1000						
Source - 1310 INTEREST EARNINGS						
000 NON-CATEGORICAL EXP	\$0.00	\$10,442.80	\$0.00	\$10,442.80	N/A	\$0.00
Source - 1310 INTEREST EARNINGS	\$0.00	\$10,442.80	\$0.00	\$10,442.80	N/A	\$0.00
Total						
Source - 1311 MONTHLY INTEREST						
000 NON-CATEGORICAL EXP	\$0.00	\$4,759.78	\$0.00	\$4,759.78	N/A	\$897.71
Source - 1311 MONTHLY INTEREST	\$0.00	\$4,759.78	\$0.00	\$4,759.78	N/A	\$897.71
Total						
Series - 1000 Total	\$0.00	\$15,202.58	\$0.00	\$15,202.58	N/A	\$897.71
Series - 6000						
Source - 6110 CASH FORWARD-SURPLUS CASH FWD.						
000 NON-CATEGORICAL EXP	\$925,636.72	\$925,636.72	\$0.00	\$0.00	100.00%	\$0.00
Source - 6110 CASH FORWARD-SURPLUS CASH FWD. Total	\$925,636.72	\$925,636.72	\$0.00	\$0.00	100.00%	\$0.00
Series - 6000 Total	\$925,636.72	\$925,636.72	\$0.00	\$0.00	100.00%	\$0.00
Fund - 35 2024 ONE to ONE & SECURITY BOND FUND Total	\$925,636.72	\$940,839.30	\$0.00	\$15,202.58	101.64%	\$897.71

Enid Public Schools

Budget Analysis

Options: Year: 2025-2026, Date Range: 7/1/2025 - 10/31/2025, Classification Bolding: D, Print Detail: False

Classification	Appropriation	Encumbered	Paid	Encumbered Balance	Unencumbered Balance	% Enc Budget
2025-2026						
Fund - 35 2024 ONE to ONE & SECURITY BOND FUND						
Function - 1000 INSTRUCTION						
600 Supplies & Materials	725,636.72	700,000.00	700,000.00	0.00	25,636.72	96.47%
Total Function - 1000 INSTRUCTION	\$725,636.72	\$700,000.00	\$700,000.00	\$0.00	\$25,636.72	96.47 %
Function - 2600 Operation & Mainten.of Plant						
300 Purchased Profess.& Tech.Serv.	0.00	200,000.00	0.00	200,000.00	-200,000.00	100.00%
400 Purchased Property Services	200,000.00	0.00	0.00	0.00	200,000.00	0.00%
Total Function - 2600 Operation & Mainten.of Plant	\$200,000.00	\$200,000.00	\$0.00	\$200,000.00	\$0.00	100.00 %
Total Fund - 35 2024 ONE to ONE & SECURITY BOND FUND	\$925,636.72	\$900,000.00	\$700,000.00	\$200,000.00	\$25,636.72	97.23 %
Total 2025-2026	\$925,636.72	\$900,000.00	\$700,000.00	\$200,000.00	\$25,636.72	97.23 %
Report Total	\$925,636.72	\$900,000.00	\$700,000.00	\$200,000.00	\$25,636.72	97.23 %

Enid Public Schools

Revenue Analysis

Options: Type of Revenue: Estimated, As Of Date: 10/31/2025

	Estimated Revenue	Revenue Collected	Revenue Receivable	Unappropriated Receipts	% Rev Collected	Current Month
Fund - 38 2010 G.O. Rev-Lease Pmt Bond F						
Series - 1000						
Source - 1310 INTEREST EARNINGS						
000 NON-CATEGORICAL EXP	\$0.00	\$115.76	\$0.00	\$115.76	N/A	\$0.00
Source - 1310 INTEREST EARNINGS	\$0.00	\$115.76	\$0.00	\$115.76	N/A	\$0.00
Total						
Source - 1311 MONTHLY INTEREST						
000 NON-CATEGORICAL EXP	\$0.00	\$27,003.73	\$0.00	\$27,003.73	N/A	\$1,846.91
Source - 1311 MONTHLY INTEREST	\$0.00	\$27,003.73	\$0.00	\$27,003.73	N/A	\$1,846.91
Total						
Series - 1000 Total	\$0.00	\$27,119.49	\$0.00	\$27,119.49	N/A	\$1,846.91
Series - 6000						
Source - 6110 CASH FORWARD-SURPLUS CASH FWD.						
000 NON-CATEGORICAL EXP	\$534,082.46	\$534,082.46	\$0.00	\$0.00	100.00%	\$0.00
Source - 6110 CASH FORWARD-SURPLUS CASH FWD. Total	\$534,082.46	\$534,082.46	\$0.00	\$0.00	100.00%	\$0.00
Series - 6000 Total	\$534,082.46	\$534,082.46	\$0.00	\$0.00	100.00%	\$0.00
Fund - 38 2010 G.O. Rev-Lease Pmt Bond F Total	\$534,082.46	\$561,201.95	\$0.00	\$27,119.49	105.08%	\$1,846.91

Enid Public Schools

Budget Analysis

Options: Year: 2025-2026, Date Range: 7/1/2025 - 10/31/2025, Classification Bolding: D, Print Detail: False

Classification	Appropriation	Encumbered	Paid	Encumbered Balance	Unencumbered Balance	% Enc Budget
2025-2026						
Fund - 38 2010 G.O. Rev-Lease Pmt Bond F						
Function - 4200 SITE ACQUISITION SERVICES						
700 Property	0.00	500,000.00	0.00	500,000.00	-500,000.00	100.00%
Total Function - 4200 SITE ACQUISITION SERVICES	\$0.00	\$500,000.00	\$0.00	\$500,000.00	(\$500,000.00)	100.00 %
Function - 4700 BUILDING IMPROVEMENTS SERV.						
700 Property	534,082.46	0.00	0.00	0.00	534,082.46	0.00%
Total Function - 4700 BUILDING IMPROVEMENTS SERV.	\$534,082.46	\$0.00	\$0.00	\$0.00	\$534,082.46	0.00 %
Total Fund - 38 2010 G.O. Rev-Lease Pmt Bond F	\$534,082.46	\$500,000.00	\$0.00	\$500,000.00	\$34,082.46	93.62 %
Total 2025-2026	\$534,082.46	\$500,000.00	\$0.00	\$500,000.00	\$34,082.46	93.62 %
Report Total	\$534,082.46	\$500,000.00	\$0.00	\$500,000.00	\$34,082.46	93.62 %

Enid Public Schools

Revenue Analysis

Options: Type of Revenue: Estimated, As Of Date: 10/31/2025

	Estimated Revenue	Revenue Collected	Revenue Receivable	Unappropriated Receipts	% Rev Collected	Current Month
Fund - 39 2016 G.O. Rev-Lease Pmt Bond F						
Series - 1000						
Source - 1310 INTEREST EARNINGS						
000 NON-CATEGORICAL EXP	\$0.00	\$121,423.38	\$0.00	\$121,423.38	N/A	\$0.00
Source - 1310 INTEREST EARNINGS	\$0.00	\$121,423.38	\$0.00	\$121,423.38	N/A	\$0.00
Total						
Source - 1311 MONTHLY INTEREST						
000 NON-CATEGORICAL EXP	\$0.00	\$8,666.76	\$0.00	\$8,666.76	N/A	\$1,027.52
Source - 1311 MONTHLY INTEREST	\$0.00	\$8,666.76	\$0.00	\$8,666.76	N/A	\$1,027.52
Total						
Series - 1000 Total	\$0.00	\$130,090.14	\$0.00	\$130,090.14	N/A	\$1,027.52
Series - 6000						
Source - 6110 CASH FORWARD-SURPLUS CASH FWD.						
000 NON-CATEGORICAL EXP	\$10,567,945.33	\$10,567,945.33	\$0.00	\$0.00	100.00%	\$0.00
Source - 6110 CASH FORWARD-SURPLUS CASH FWD. Total	\$10,567,945.33	\$10,567,945.33	\$0.00	\$0.00	100.00%	\$0.00
Series - 6000 Total	\$10,567,945.33	\$10,567,945.33	\$0.00	\$0.00	100.00%	\$0.00
Fund - 39 2016 G.O. Rev-Lease Pmt Bond F Total	\$10,567,945.33	\$10,698,035.47	\$0.00	\$130,090.14	101.23%	\$1,027.52

Budget Analysis

Options: Year: 2025-2026, Date Range: 7/1/2025 - 10/31/2025, Classification Bolding: D, Print Detail: False

Classification	Appropriation	Encumbered	Paid	Encumbered Balance	Unencumbered Balance	% Enc Budget
2025-2026						
Fund - 39 2016 G.O. Rev-Lease Pmt Bond F						
Function - 4700 BUILDING IMPROVEMENTS SERV.						
700 Property	10,567,945.33	10,063,761.00	10,063,761.00	0.00	504,184.33	95.23%
Total Function - 4700 BUILDING IMPROVEMENTS SERV.	\$10,567,945.33	\$10,063,761.00	\$10,063,761.00	\$0.00	\$504,184.33	95.23 %
Total Fund - 39 2016 G.O. Rev-Lease Pmt Bond F	\$10,567,945.33	\$10,063,761.00	\$10,063,761.00	\$0.00	\$504,184.33	95.23 %
Total 2025-2026	\$10,567,945.33	\$10,063,761.00	\$10,063,761.00	\$0.00	\$504,184.33	95.23 %
Report Total	\$10,567,945.33	\$10,063,761.00	\$10,063,761.00	\$0.00	\$504,184.33	95.23 %

Enid Public Schools

Revenue Analysis

Options: Type of Revenue: Estimated, As Of Date: 10/31/2025

	Estimated Revenue	Revenue Collected	Revenue Receivable	Unappropriated Receipts	% Rev Collected	Current Month
Fund - 41 SINKING FUND						
Series - 1000						
Source - 1110 AD VALOREM TAX LEVY (CURRENT)						
000 NON-CATEGORICAL EXP	\$11,513,901.25	\$43,216.44	\$11,470,684.81	\$0.00	0.38%	\$0.00
Source - 1110 AD VALOREM TAX LEVY (CURRENT) Total	\$11,513,901.25	\$43,216.44	\$11,470,684.81	\$0.00	0.38%	\$0.00
Source - 1120 AD VALOREM TAX LEVY (PR.YRS)						
000 NON-CATEGORICAL EXP	\$0.00	\$93,166.77	\$0.00	\$93,166.77	N/A	\$32,096.81
Source - 1120 AD VALOREM TAX LEVY (PR.YRS) Total	\$0.00	\$93,166.77	\$0.00	\$93,166.77	N/A	\$32,096.81
Source - 1311 MONTHLY INTEREST						
000 NON-CATEGORICAL EXP	\$0.00	\$4,079.93	\$0.00	\$4,079.93	N/A	\$969.91
Source - 1311 MONTHLY INTEREST Total	\$0.00	\$4,079.93	\$0.00	\$4,079.93	N/A	\$969.91
Series - 1000 Total	\$11,513,901.25	\$140,463.14	\$11,470,684.81	\$97,246.70	1.22%	\$33,066.72
Series - 6000						
Source - 6110 CASH FORWARD-SURPLUS CASH FWD.						
000 NON-CATEGORICAL EXP	\$750,863.33	\$750,863.53	\$0.00	\$0.20	100.00%	\$0.00
Source - 6110 CASH FORWARD-SURPLUS CASH FWD. Total	\$750,863.33	\$750,863.53	\$0.00	\$0.20	100.00%	\$0.00
Series - 6000 Total	\$750,863.33	\$750,863.53	\$0.00	\$0.20	100.00%	\$0.00
Fund - 41 SINKING FUND Total	\$12,264,764.58	\$891,326.67	\$11,470,684.81	\$97,246.90	7.27%	\$33,066.72

Enid Public Schools Budget Analysis

Options: Year: 2025-2026, Date Range: 7/1/2025 - 10/31/2025, Classification Bolding: D, Print Detail: False

Classification	Appropriation	Encumbered	Paid	Encumbered Balance	Unencumbered Balance	% Enc Budget
2025-2026						
Fund - 41 SINKING FUND						
Function - 5100 DEBT SERVICE						
800 Other Objects	12,264,764.58	0.00	0.00	0.00	12,264,764.58	0.00%
Total Function - 5100 DEBT SERVICE	\$12,264,764.58	\$0.00	\$0.00	\$0.00	\$12,264,764.58	0.00 %
Total Fund - 41 SINKING FUND	\$12,264,764.58	\$0.00	\$0.00	\$0.00	\$12,264,764.58	0.00 %
Total 2025-2026	\$12,264,764.58	\$0.00	\$0.00	\$0.00	\$12,264,764.58	0.00 %
Report Total	\$12,264,764.58	\$0.00	\$0.00	\$0.00	\$12,264,764.58	0.00 %

Enid Public Schools

Revenue Analysis

Options: Type of Revenue: Estimated, As Of Date: 10/31/2025

	Estimated Revenue	Revenue Collected	Revenue Receivable	Unappropriated Receipts	% Rev Collected	Current Month
Fund - 50 ENDOWMENT FUNDS						
Series - 1000						
Source - 1311 MONTHLY INTEREST						
000 NON-CATEGORICAL EXP	\$0.00	\$93.11	\$0.00	\$93.11	N/A	\$0.48
Source - 1311 MONTHLY INTEREST	\$0.00	\$93.11	\$0.00	\$93.11	N/A	\$0.48
Total						
Series - 1000 Total	\$0.00	\$93.11	\$0.00	\$93.11	N/A	\$0.48
Series - 6000						
Source - 6110 CASH FORWARD-SURPLUS CASH FWD.						
000 NON-CATEGORICAL EXP	\$453,119.47	\$453,119.47	\$0.00	\$0.00	100.00%	\$0.00
Source - 6110 CASH FORWARD-SURPLUS CASH FWD. Total	\$453,119.47	\$453,119.47	\$0.00	\$0.00	100.00%	\$0.00
Series - 6000 Total	\$453,119.47	\$453,119.47	\$0.00	\$0.00	100.00%	\$0.00
Fund - 50 ENDOWMENT FUNDS Total	\$453,119.47	\$453,212.58	\$0.00	\$93.11	100.02%	\$0.48

Budget Analysis

Options: Year: 2025-2026, Date Range: 7/1/2025 - 10/31/2025, Classification Bolding: D, Print Detail: False

Classification	Appropriation	Encumbered	Paid	Encumbered Balance	Unencumbered Balance	% Enc Budget
2025-2026						
Fund - 50 ENDOWMENT FUNDS						
Function - 2100 Supp Svcs-Students						
800 Other Objects	453,119.47	17,000.00	17,000.00	0.00	436,119.47	3.75%
Total Function - 2100 Supp Svcs-Students	\$453,119.47	\$17,000.00	\$17,000.00	\$0.00	\$436,119.47	3.75 %
Total Fund - 50 ENDOWMENT FUNDS	\$453,119.47	\$17,000.00	\$17,000.00	\$0.00	\$436,119.47	3.75 %
Total 2025-2026	\$453,119.47	\$17,000.00	\$17,000.00	\$0.00	\$436,119.47	3.75 %
Report Total	\$453,119.47	\$17,000.00	\$17,000.00	\$0.00	\$436,119.47	3.75 %

**Appropriated Funds
FY 2026 at-a-Glance
Enid ISD # 57**

11-07-2025

Month	Begin Balance	Income	Contributions	Withdrawals	Ending Balance
July 2016	\$60,151,202.09	\$3,081.73	\$829.95	\$0.00	\$60,155,113.77
July 2017	\$54,735,697.14	\$26,969.29	\$6,913.07	\$546,762.26	\$54,222,817.24
July 2018	\$44,564,036.44	\$58,106.41	\$14,749.24	\$2,425,615.59	\$42,211,276.50
July 2019	\$24,593,446.13	\$44,757.92	\$16,045.25	\$190,893.19	\$24,463,356.11
July 2020	\$5,863,705.05	\$263.06	\$308.19	\$350,764.06	\$5,513,512.24
July 2021	\$3,647,514.61	\$54.51	\$92.57	\$355,225.61	\$3,292,436.08
July 2022	\$2,778,400.21	\$1,655.76	\$2,449.18	\$0.00	\$2,782,505.15
July 2023	\$2,861,271.77	\$11,312.47	\$10,858.94	\$0.00	\$2,883,443.18
July 2024	\$2,915,812.64	\$12,054.50	\$5,606.92	\$0.00	\$2,933,474.06
July 2025	\$2,775,136.75	\$9,151.34	\$9.76	\$0.00	\$2,784,297.85
August 2025	\$2,784,297.85	\$9,467.32	\$4.96	\$0.00	\$2,793,770.13
September 2025	\$2,793,770.13	\$9,475.76	\$0.00	\$0.00	\$2,803,245.89
Oct 2025	\$2,803,245.89	\$9,071.38	\$4,333.08	\$0.00	\$2,816,650.35
YTD Earnings		\$2,009,583.32	\$796,416.94		
			\$2,806,000.26	\$60,151,202.09	\$62,957,202.35
			TD Earnings	+ Begin Balance =	Total Collections through October 2025

Budget Analysis

Options: Year: 2025-2026, 2023-2024, 2021-2022, 2022-2023, 2020-2021, 2024-2025, 2017-2018, 2018-2019, 2016-2017, 2019-2020, Date Range: 7/1/2016 - 10/31/2025, Classification Bolding: D, Print Detail: False

Classification	Appropriation	Encumbered	Paid	Encumbered Balance	Unencumbered Balance	% Enc Budget
2016-2017						
Fund - 72 GCEFA Revenue Bond Fund 2016						
000 NON-CATEGORICAL EXP	128,501.77	2,492.50	2,492.50	0.00	126,009.27	1.94%
251 EHS Ren-Additions	1,384,641.77	1,384,641.77	1,384,641.77	0.00	0.00	100.00%
253 Technology Upgrades	4,031,030.30	4,031,030.30	4,031,030.30	0.00	0.00	100.00%
254 Emerson Middle School	47,064.99	47,064.99	47,064.99	0.00	0.00	100.00%
256 Coolidge Elem. School	146,740.45	173,933.33	173,933.33	0.00	-27,192.88	118.53%
257 Hayes Elem. School	33,424.99	33,424.99	33,424.99	0.00	0.00	100.00%
258 McKinley Elem. School	104,320.50	104,320.50	104,320.50	0.00	0.00	100.00%
259 Monroe Elem. School	130,155.82	138,965.82	138,965.82	0.00	-8,810.00	106.77%
263 Glenwood Elem. School	203,839.35	203,839.35	203,839.35	0.00	0.00	100.00%
265 Taft Elem. School	1,245,169.89	1,245,169.89	1,245,169.89	0.00	0.00	100.00%
266 Hoover Elem. School	202,055.57	202,055.57	202,055.57	0.00	0.00	100.00%
267 Lincoln Academy	4,765.00	4,765.00	4,765.00	0.00	0.00	100.00%
269 Longfellow Middle School	193,542.25	193,542.25	193,542.25	0.00	0.00	100.00%
270 Adams Elem. School	36,942.20	36,942.20	36,942.20	0.00	0.00	100.00%
271 Garfield Elem. School	1,917,513.40	1,917,513.40	1,917,513.40	0.00	0.00	100.00%
273 Prairie View Elem. School	196,724.49	196,724.49	196,724.49	0.00	0.00	100.00%
275 Eisenhower Elem. School	156,750.00	246,756.39	246,756.39	0.00	-90,006.39	157.42%
276 Waller Middle School	37,275.36	37,275.36	37,275.36	0.00	0.00	100.00%
287 Property Acquisition	149,573.00	149,573.00	149,573.00	0.00	0.00	100.00%
298 NWOSU-EPS ECC	5,142.50	5,142.50	5,142.50	0.00	0.00	100.00%
Total Fund - 72 GCEFA Revenue Bond Fund 2016	\$10,355,173.60	\$10,355,173.60	\$10,355,173.60	\$0.00	\$0.00	100.00 %
Total 2016-2017	\$10,355,173.60	\$10,355,173.60	\$10,355,173.60	\$0.00	\$0.00	100.00 %
2017-2018						
Fund - 72 GCEFA Revenue Bond Fund 2016						
000 NON-CATEGORICAL EXP	1,004,822.35	1,920.00	1,920.00	0.00	1,002,902.35	0.19%
251 EHS Ren-Additions	24,303,600.46	24,303,600.46	24,303,600.46	0.00	0.00	100.00%
253 Technology Upgrades	544,212.33	544,212.33	544,212.33	0.00	0.00	100.00%
254 Emerson Middle School	12,070.00	12,070.00	12,070.00	0.00	0.00	100.00%
255 Gen. Maint 2010 - FF&E 2016	54,859.00	54,859.00	54,859.00	0.00	0.00	100.00%
256 Coolidge Elem. School	394,062.45	394,062.45	394,062.45	0.00	0.00	100.00%
257 Hayes Elem. School	167,339.88	167,339.88	167,339.88	0.00	0.00	100.00%
258 McKinley Elem. School	9,003.22	9,003.22	9,003.22	0.00	0.00	100.00%
259 Monroe Elem. School	77,804.87	77,804.87	77,804.87	0.00	0.00	100.00%
263 Glenwood Elem. School	31,431.19	31,431.19	31,431.19	0.00	0.00	100.00%
264 Carver Early Childhood Center	21,291.00	22,141.00	22,141.00	0.00	-850.00	103.99%
265 Taft Elem. School	126,063.54	126,063.54	126,063.54	0.00	0.00	100.00%
266 Hoover Elem. School	54,200.00	54,200.00	54,200.00	0.00	0.00	100.00%
269 Longfellow Middle School	2,935,457.75	3,936,616.00	3,936,616.00	0.00	-1,001,158.25	134.11%
270 Adams Elem. School	34,361.85	34,361.85	34,361.85	0.00	0.00	100.00%
271 Garfield Elem. School	60,225.65	60,225.65	60,225.65	0.00	0.00	100.00%

Budget Analysis

Options: Year: 2025-2026, 2023-2024, 2021-2022, 2022-2023, 2020-2021, 2024-2025, 2017-2018, 2018-2019, 2016-2017, 2019-2020, Date Range: 7/1/2016 - 10/31/2025, Classification Bolding: D, Print Detail: False

Classification	Appropriation	Encumbered	Paid	Encumbered Balance	Unencumbered Balance	% Enc Budget
2017-2018						
Fund - 72 GCEFA Revenue Bond Fund 2016						
273 Prairie View Elem. School	4,947.91	4,947.91	4,947.91	0.00	0.00	100.00%
275 Eisenhower Elem. School	0.00	722.10	722.10	0.00	-722.10	100.00%
276 Waller Middle School	2,865,368.35	2,865,368.35	2,865,368.35	0.00	0.00	100.00%
280 Constr. Prog. Mgt.	0.00	121.00	121.00	0.00	-121.00	100.00%
287 Property Acquisition	385,835.86	385,835.86	385,835.86	0.00	0.00	100.00%
288 EHS Baseball / Softball Facility	0.00	51.00	51.00	0.00	-51.00	100.00%
Total Fund - 72 GCEFA Revenue Bond Fund 2016	\$33,086,957.66	\$33,086,957.66	\$33,086,957.66	\$0.00	\$0.00	100.00 %
Total 2017-2018	\$33,086,957.66	\$33,086,957.66	\$33,086,957.66	\$0.00	\$0.00	100.00 %
2018-2019						
Fund - 72 GCEFA Revenue Bond Fund 2016						
000 NON-CATEGORICAL EXP	2,621,550.97	110,998.57	110,998.57	0.00	2,510,552.40	4.23%
251 EHS Ren-Additions	286,079.68	286,079.68	286,079.68	0.00	0.00	100.00%
253 Technology Upgrades	839,860.35	839,860.35	839,860.35	0.00	0.00	100.00%
254 Emerson Middle School	15,535.42	15,535.42	15,535.42	0.00	0.00	100.00%
256 Coolidge Elem. School	80,311.79	80,311.79	80,311.79	0.00	0.00	100.00%
257 Hayes Elem. School	7,116.33	7,116.33	7,116.33	0.00	0.00	100.00%
258 McKinley Elem. School	43,953.17	43,953.17	43,953.17	0.00	0.00	100.00%
259 Monroe Elem. School	30,474.97	30,474.97	30,474.97	0.00	0.00	100.00%
263 Glenwood Elem. School	5,352.74	5,352.74	5,352.74	0.00	0.00	100.00%
264 Carver Early Childhood Center	13,388.00	13,388.00	13,388.00	0.00	0.00	100.00%
265 Taft Elem. School	35,077.26	35,077.26	35,077.26	0.00	0.00	100.00%
267 Lincoln Academy	9,348.06	9,348.06	9,348.06	0.00	0.00	100.00%
269 Longfellow Middle School	0.00	602,527.08	602,527.08	0.00	-602,527.08	100.00%
270 Adams Elem. School	4,043,900.53	4,619,707.97	4,619,707.97	0.00	-575,807.44	114.24%
271 Garfield Elem. School	26,132.42	26,132.42	26,132.42	0.00	0.00	100.00%
273 Prairie View Elem. School	8,586.47	8,586.47	8,586.47	0.00	0.00	100.00%
275 Eisenhower Elem. School	0.00	150.00	150.00	0.00	-150.00	100.00%
276 Waller Middle School	126,270.29	335,106.80	335,106.80	0.00	-208,836.51	265.39%
287 Property Acquisition	617,715.57	617,715.57	617,715.57	0.00	0.00	100.00%
298 NWOSU-EPS ECC	1,071,818.14	2,195,049.51	2,195,049.51	0.00	-1,123,231.37	204.80%
Total Fund - 72 GCEFA Revenue Bond Fund 2016	\$9,882,472.16	\$9,882,472.16	\$9,882,472.16	\$0.00	\$0.00	100.00 %
Total 2018-2019	\$9,882,472.16	\$9,882,472.16	\$9,882,472.16	\$0.00	\$0.00	100.00 %
2019-2020						
Fund - 72 GCEFA Revenue Bond Fund 2016						
000 NON-CATEGORICAL EXP	316,753.19	0.00	0.00	0.00	316,753.19	0.00%
251 EHS Ren-Additions	774,856.43	2,570,818.74	2,570,818.74	0.00	-1,795,962.31	331.78%
253 Technology Upgrades	534,507.45	534,507.45	534,507.45	0.00	0.00	100.00%
254 Emerson Middle School	363,029.60	526,758.60	526,758.60	0.00	-163,729.00	145.10%
255 Gen. Maint 2010 - FF&E 2016	250,304.94	0.00	0.00	0.00	250,304.94	0.00%
256 Coolidge Elem. School	594,220.67	1,330.00	1,330.00	0.00	592,890.67	0.22%

Budget Analysis

Options: Year: 2025-2026, 2023-2024, 2021-2022, 2022-2023, 2020-2021, 2024-2025, 2017-2018, 2018-2019, 2016-2017, 2019-2020, Date Range: 7/1/2016 - 10/31/2025, Classification Bolding: D, Print Detail: False

Classification	Appropriation	Encumbered	Paid	Encumbered Balance	Unencumbered Balance	% Enc Budget
2019-2020						
Fund - 72 GCEFA Revenue Bond Fund 2016						
257 Hayes Elem. School	137,718.80	15,545.50	15,545.50	0.00	122,173.30	11.29%
258 McKinley Elem. School	146,106.96	281,762.11	281,762.11	0.00	-135,655.15	192.85%
259 Monroe Elem. School	43,564.34	24,976.05	24,976.05	0.00	18,588.29	57.33%
263 Glenwood Elem. School	46,776.72	23,886.55	23,886.55	0.00	22,890.17	51.07%
264 Carver Early Childhood Center	91,321.00	5,483.25	5,483.25	0.00	85,837.75	6.00%
265 Taft Elem. School	25,314.31	0.00	0.00	0.00	25,314.31	0.00%
266 Hoover Elem. School	118,744.43	18,100.68	18,100.68	0.00	100,643.75	15.24%
267 Lincoln Academy	182,686.94	206,996.34	206,996.34	0.00	-24,309.40	113.31%
269 Longfellow Middle School	0.00	56,576.00	56,576.00	0.00	-56,576.00	100.00%
270 Adams Elem. School	0.00	201,184.14	201,184.14	0.00	-201,184.14	100.00%
271 Garfield Elem. School	985,328.53	20,132.48	20,132.48	0.00	965,196.05	2.04%
273 Prairie View Elem. School	53,741.13	20,132.96	20,132.96	0.00	33,608.17	37.46%
275 Eisenhower Elem. School	0.00	21,484.28	21,484.28	0.00	-21,484.28	100.00%
276 Waller Middle School	0.00	24,327.45	24,327.45	0.00	-24,327.45	100.00%
287 Property Acquisition	271,040.02	271,040.02	271,040.02	0.00	0.00	100.00%
298 NWOSU-EPS ECC	0.00	110,972.86	110,972.86	0.00	-110,972.86	100.00%
Total Fund - 72 GCEFA Revenue Bond Fund 2016	\$4,936,015.46	\$4,936,015.46	\$4,936,015.46	\$0.00	\$0.00	100.00 %
Total 2019-2020	\$4,936,015.46	\$4,936,015.46	\$4,936,015.46	\$0.00	\$0.00	100.00 %
2020-2021						
Fund - 72 GCEFA Revenue Bond Fund 2016						
251 EHS Ren-Additions	69,008.43	189,685.28	189,685.28	0.00	-120,676.85	274.87%
253 Technology Upgrades	50,389.57	64,456.68	64,456.68	0.00	-14,067.11	127.92%
254 Emerson Middle School	0.00	85,519.00	85,519.00	0.00	-85,519.00	100.00%
255 Gen. Maint 2010 - FF&E 2016	444,836.06	0.00	0.00	0.00	444,836.06	0.00%
257 Hayes Elem. School	0.00	50,834.34	50,834.34	0.00	-50,834.34	100.00%
258 McKinley Elem. School	0.00	8,757.64	8,757.64	0.00	-8,757.64	100.00%
259 Monroe Elem. School	0.00	54,662.00	54,662.00	0.00	-54,662.00	100.00%
266 Hoover Elem. School	0.00	55,570.56	55,570.56	0.00	-55,570.56	100.00%
269 Longfellow Middle School	0.00	27,740.68	27,740.68	0.00	-27,740.68	100.00%
270 Adams Elem. School	0.00	45,744.24	45,744.24	0.00	-45,744.24	100.00%
275 Eisenhower Elem. School	0.00	239.50	239.50	0.00	-239.50	100.00%
276 Waller Middle School	0.00	323.56	323.56	0.00	-323.56	100.00%
287 Property Acquisition	139,947.87	120,648.45	120,648.45	0.00	19,299.42	86.21%
Total Fund - 72 GCEFA Revenue Bond Fund 2016	\$704,181.93	\$704,181.93	\$704,181.93	\$0.00	\$0.00	100.00 %
Total 2020-2021	\$704,181.93	\$704,181.93	\$704,181.93	\$0.00	\$0.00	100.00 %
2021-2022						
Fund - 72 GCEFA Revenue Bond Fund 2016						
287 Property Acquisition	530,513.88	530,513.88	530,513.88	0.00	0.00	100.00%
Total Fund - 72 GCEFA Revenue Bond Fund 2016	\$530,513.88	\$530,513.88	\$530,513.88	\$0.00	\$0.00	100.00 %

Budget Analysis

Options: Year: 2025-2026, 2023-2024, 2021-2022, 2022-2023, 2020-2021, 2024-2025, 2017-2018, 2018-2019, 2016-2017, 2019-2020, Date Range: 7/1/2016 - 10/31/2025, Classification Bolding: D, Print Detail: False

Classification	Appropriation	Encumbered	Paid	Encumbered Balance	Unencumbered Balance	% Enc Budget
2021-2022						
Total 2021-2022	\$530,513.88	\$530,513.88	\$530,513.88	\$0.00	\$0.00	100.00 %
2022-2023						
Fund - 72 GCEFA Revenue Bond Fund 2016						
287 Property Acquisition	120,824.87	120,824.87	120,824.87	0.00	0.00	100.00%
Total Fund - 72 GCEFA Revenue Bond Fund 2016	\$120,824.87	\$120,824.87	\$120,824.87	\$0.00	\$0.00	100.00 %
Total 2022-2023	\$120,824.87	\$120,824.87	\$120,824.87	\$0.00	\$0.00	100.00 %
2023-2024						
Fund - 72 GCEFA Revenue Bond Fund 2016						
287 Property Acquisition	215,170.74	215,170.74	215,170.74	0.00	0.00	100.00%
Total Fund - 72 GCEFA Revenue Bond Fund 2016	\$215,170.74	\$215,170.74	\$215,170.74	\$0.00	\$0.00	100.00 %
Total 2023-2024	\$215,170.74	\$215,170.74	\$215,170.74	\$0.00	\$0.00	100.00 %
2024-2025						
Fund - 72 GCEFA Revenue Bond Fund 2016						
287 Property Acquisition	319,891.79	319,891.79	319,891.79	0.00	0.00	100.00%
Total Fund - 72 GCEFA Revenue Bond Fund 2016	\$319,891.79	\$319,891.79	\$319,891.79	\$0.00	\$0.00	100.00 %
Total 2024-2025	\$319,891.79	\$319,891.79	\$319,891.79	\$0.00	\$0.00	100.00 %
Report Total	\$60,151,202.09	\$60,151,202.09	\$60,151,202.09	\$0.00	\$0.00	100.00 %

Enid Public Schools

Investment Ledger

Options: Funds: , Account Nos: , Investment Nos: , Date Range: 10/1/2025 - 10/31/2025, Exclude Investments Matured in Date Range: True, Exclude Investments Liquidated in Date Range: True

Fund: 11

Account: AI 0101 SECURITY NATIONAL BANK CD'S

Inv No	Description	Purchased	Maturity	Liquidated	Purchase Amount	Rate	Balance
F116MO\$8M CDMAT1220 25	F116MO\$8MCDMAT122025	6/20/2025	12/19/2025		\$8,000,000.00	4.180	\$8,000,000.00
Total F116MO\$8MCDMAT122025							\$8,000,000.00
F116MOCDF11 AT112025	PURCHASE 6MO CD\$753852.96	5/9/2025	11/20/2025		\$753,852.96	4.140	\$753,852.96
Total F116MOCDF11 AT112025							\$753,852.96
Total AI 0101 SECURITY NATIONAL BANK CD'S							\$8,753,852.96

Account: AI 0105 SECURITY NATIONAL BANK TBILL

Inv No	Description	Purchased	Maturity	Liquidated	Purchase Amount	Rate	Balance
F11.8820185 94	F11 TBILL 10YR MAT 07.02.35	7/2/2025	7/2/2035		\$10,046,059.78	4.250	\$10,046,059.78
Total F11.882018594							\$10,046,059.78
Total AI 0105 SECURITY NATIONAL BANK TBILL							\$10,046,059.78
Total Fund 11							\$18,799,912.74

Fund: 21

Account: AI 0101 SECURITY NATIONAL BANK CD'S

Inv No	Description	Purchased	Maturity	Liquidated	Purchase Amount	Rate	Balance
F216MO\$1M CDMAT1220 25	F216MO\$1MCDMAT122025	6/20/2025	12/19/2025		\$1,000,000.00	4.180	\$1,000,000.00
Total F216MO\$1MCDMAT122025							\$1,000,000.00
Total AI 0101 SECURITY NATIONAL BANK CD'S							\$1,000,000.00
Total Fund 21							\$1,000,000.00

Fund: 25

Account: AI 0101 SECURITY NATIONAL BANK CD'S

Inv No	Description	Purchased	Maturity	Liquidated	Purchase Amount	Rate	Balance
F256M\$1.5C DMAT12202	F256MO\$1.5MCDMAT122025	6/20/2025	12/19/2025		\$1,500,000.00	4.180	\$1,500,000.00
Total F256M\$1.5CDMAT122025							\$1,500,000.00
Total AI 0101 SECURITY NATIONAL BANK CD'S							\$1,500,000.00
Total Fund 25							\$1,500,000.00

Fund: 39

Account: AI 0101 SECURITY NATIONAL BANK CD'S

Inv No	Description	Purchased	Maturity	Liquidated	Purchase Amount	Rate	Balance
F396MCDMA T121925	F396MCD\$359178.44MAT1219	6/23/2025	12/19/2025		\$359,178.44	4.180	\$359,178.44
Total F396MCDMAT121925							\$359,178.44
Total AI 0101 SECURITY NATIONAL BANK CD'S							\$359,178.44
Total Fund 39							\$359,178.44

Fund: 41

Account: AI 0101 SECURITY NATIONAL BANK CD'S

Inv No	Description	Purchased	Maturity	Liquidated	Purchase Amount	Rate	Balance
F416MOCDF41 AT112025	PURCHASE 6MO CD\$500,000	5/9/2025	11/20/2025		\$500,000.00	4.140	\$500,000.00
Total F416MOCDF41 AT112025							\$500,000.00
Total AI 0101 SECURITY NATIONAL BANK CD'S							\$500,000.00
Total Fund 41							\$500,000.00

Enid Public Schools

Investment Ledger

Options: Funds: , Account Nos: , Investment Nos: , Date Range: 10/1/2025 - 10/31/2025, Exclude Investments Matured in Date Range: True, Exclude Investments Liquidated in Date Range: True

Fund: 50

Account: AI 0101 SECURITY NATIONAL BANK CD'S

Inv No	Description	Purchased	Maturity	Liquidated	Purchase Amount	Rate	Balance
F5012MOCD MAT050126	F50 PUR 12MO CD MAT050126	5/9/2025	5/1/2026		\$436,018.47	4.000	\$436,018.47
Total F5012MOCDMAT050126							\$436,018.47
Total AI 0101 SECURITY NATIONAL BANK CD'S							\$436,018.47
Total Fund 50							\$436,018.47

Fund: 67

Account: AI 0101 SECURITY NATIONAL BANK CD'S

Inv No	Description	Purchased	Maturity	Liquidated	Purchase Amount	Rate	Balance
F6712MOCD MAT050126	F67 12MOCD \$90,233.22 MAT5126	5/9/2025	5/1/2026		\$90,233.22	4.000	\$90,233.22
Total F6712MOCDMAT050126							\$90,233.22
Total AI 0101 SECURITY NATIONAL BANK CD'S							\$90,233.22
Total Fund 67							\$90,233.22
Total All Funds							\$22,685,342.87

Enid Public Schools Revenue/Expenditure Summary

Options: Fund: 60, Date Range: 10/1/2025 - 10/31/2025

	Begin Balance	Receipts	Adjusting Entries	Payments	Cash End Balance	Unpaid POs	End Balance
Unit - 039 ADMINISTRATION SVR CTR							
000 NON-CATEGORICAL EXP	\$28.63	\$0.00	\$0.00	\$0.00	\$28.63	\$0.00	\$28.63
841 Interest	\$113,560.27	\$3,432.91	\$0.00	\$1,281.58	\$115,711.60	\$0.00	\$115,711.60
888 Central Office Staff Account	\$264.59	\$0.00	\$0.00	\$0.00	\$264.59	\$0.00	\$264.59
905 Teacher Resource Center	\$219.35	\$0.00	\$0.00	\$0.00	\$219.35	\$0.00	\$219.35
920 Legislative Breakfast	\$556.25	\$0.00	\$0.00	\$0.00	\$556.25	\$0.00	\$556.25
934 CO Social Fund	\$130.84	\$0.00	\$0.00	\$0.00	\$130.84	\$0.00	\$130.84
935 EL Resources	\$500.00	\$0.00	\$0.00	\$0.00	\$500.00	\$0.00	\$500.00
937 Board Bereavement Account	\$100.00	\$0.00	\$0.00	\$0.00	\$100.00	\$0.00	\$100.00
Total Unit - 039 ADMINISTRATION SVR CTR	\$115,359.93	\$3,432.91	\$0.00	\$1,281.58	\$117,511.26	\$0.00	\$117,511.26
Unit - 044 LINCOLN ACADEMY ALT ED							
887 Lincoln Adult Programs	\$176.97	\$0.00	\$0.00	\$0.00	\$176.97	\$0.00	\$176.97
890 Student Fundraiser/Paid Activities	\$300.00	\$0.00	\$0.00	\$0.00	\$300.00	\$0.00	\$300.00
919 Alternative School - Lincoln	\$5,040.17	\$0.00	\$0.00	\$0.00	\$5,040.17	\$0.00	\$5,040.17
948 GED Financial Aid	\$300.00	\$0.00	\$0.00	\$0.00	\$300.00	\$0.00	\$300.00
Total Unit - 044 LINCOLN ACADEMY ALT ED	\$5,817.14	\$0.00	\$0.00	\$0.00	\$5,817.14	\$0.00	\$5,817.14
Unit - 050 Child Nutrition Programs							
956 Child Nutrition Receipts	\$0.00	\$30.00	\$0.00	\$0.00	\$30.00	\$0.00	\$30.00
Total Unit - 050 Child Nutrition Programs	\$0.00	\$30.00	\$0.00	\$0.00	\$30.00	\$0.00	\$30.00
Unit - 105 ADAMS ELEM SCHOOL							
819 Faculty Fund	\$526.90	\$80.00	\$0.00	\$0.00	\$606.90	\$460.00	\$146.90
835 Library	\$1,615.98	\$20.45	\$0.00	\$0.00	\$1,636.43	\$0.00	\$1,636.43
842 Vending	\$53.31	\$0.00	\$0.00	\$0.00	\$53.31	\$0.00	\$53.31
861 Vocal Music	\$4,336.81	\$0.00	\$0.00	\$0.00	\$4,336.81	\$0.00	\$4,336.81
868 SpEd: Special Olympics	\$416.94	\$0.00	\$0.00	\$0.00	\$416.94	\$0.00	\$416.94
875 PTO	\$2,195.52	\$63.00	\$0.00	\$1,005.70	\$1,252.82	\$383.00	\$869.82
879 Yearbook	\$1,089.30	\$0.00	\$0.00	\$0.00	\$1,089.30	\$0.00	\$1,089.30
890 Student Fundraiser/Paid Activities	\$5,499.34	\$269.50	\$0.00	\$1,992.89	\$3,775.95	\$1,623.70	\$2,152.25
936 Picture Commissions	\$687.99	\$0.00	\$0.00	\$0.00	\$687.99	\$200.00	\$487.99
956 Child Nutrition Receipts	\$265.75	\$78.75	\$0.00	\$265.75	\$78.75	\$0.00	\$78.75
Total Unit - 105 ADAMS ELEM SCHOOL	\$16,687.84	\$511.70	\$0.00	\$3,264.34	\$13,935.20	\$2,666.70	\$11,268.50
Unit - 115 CARVER EARLY CHILDHOOD CTR							
835 Library	\$2,956.89	\$0.00	\$0.00	\$0.00	\$2,956.89	\$0.00	\$2,956.89
841 Interest	\$0.00	\$0.00	\$0.00	\$0.00	\$0.00	\$11,485.00	(\$11,485.00)
842 Vending	\$493.70	\$0.00	\$0.00	\$0.00	\$493.70	\$0.00	\$493.70
890 Student Fundraiser/Paid Activities	\$8,131.85	\$0.00	\$0.00	\$0.00	\$8,131.85	\$0.00	\$8,131.85
936 Picture Commissions	\$553.25	\$0.00	\$0.00	\$0.00	\$553.25	\$0.00	\$553.25
951 Commons 4 Yr Old Prog	\$228.70	\$0.00	\$0.00	\$0.00	\$228.70	\$0.00	\$228.70
Total Unit - 115 CARVER EARLY CHILDHOOD CTR	\$12,364.39	\$0.00	\$0.00	\$0.00	\$12,364.39	\$11,485.00	\$879.39
Unit - 120 COOLIDGE ELEM SCHOOL							
804 Art Department	\$750.00	\$0.00	\$0.00	\$0.00	\$750.00	\$0.00	\$750.00
807 Chromebook Maintenance-60	\$60.00	\$0.00	\$0.00	\$0.00	\$60.00	\$0.00	\$60.00
819 Faculty Fund	\$891.98	\$0.00	\$0.00	\$69.29	\$822.69	\$345.29	\$477.40
822 Teacher Awarded	\$1,237.62	\$0.00	\$0.00	\$471.64	\$765.98	\$0.00	\$765.98
835 Library	\$6,863.66	\$656.08	\$0.00	\$294.55	\$7,225.19	\$0.00	\$7,225.19
842 Vending	\$33.30	\$0.00	\$0.00	\$0.00	\$33.30	\$0.00	\$33.30
868 SpEd: Special Olympics	\$1,951.75	\$300.00	\$0.00	\$442.96	\$1,808.79	\$0.00	\$1,808.79
875 PTO	\$26,320.95	\$11,630.00	\$0.00	\$18,359.27	\$19,591.68	\$2,330.44	\$17,261.24
879 Yearbook	\$699.50	\$0.00	\$0.00	\$0.00	\$699.50	\$0.00	\$699.50
890 Student Fundraiser/Paid Activities	\$3,772.43	\$1,208.25	\$0.00	\$1,513.59	\$3,467.09	\$1,455.21	\$2,011.88
913 EPS CARES FIELD TRIP	\$30.00	\$0.00	\$0.00	\$0.00	\$30.00	\$0.00	\$30.00
914 EPS Cares	\$695.00	\$770.00	\$0.00	\$695.00	\$770.00	\$0.00	\$770.00
956 Child Nutrition Receipts	\$5.00	\$8.25	\$0.00	\$5.00	\$8.25	\$0.00	\$8.25
Total Unit - 120 COOLIDGE ELEM SCHOOL	\$43,311.19	\$14,572.58	\$0.00	\$21,851.30	\$36,032.47	\$4,130.94	\$31,901.53
Unit - 125 EISENHOWER ELEM SCHOOL							
819 Faculty Fund	\$398.13	\$270.00	\$0.00	\$10.00	\$658.13	\$354.95	\$303.18
822 Teacher Awarded	\$500.00	\$0.00	\$0.00	\$0.00	\$500.00	\$500.00	\$0.00

Enid Public Schools Revenue/Expenditure Summary

Options: Fund: 60, Date Range: 10/1/2025 - 10/31/2025

	Begin Balance	Receipts	Adjusting Entries	Payments	Cash End Balance	Unpaid POs	End Balance
Unit - 125 EISENHOWER ELEM SCHOOL							
835 Library	\$1,327.62	\$580.00	\$0.00	\$360.04	\$1,547.58	\$0.00	\$1,547.58
842 Vending	\$25.72	\$0.00	\$0.00	\$0.00	\$25.72	\$0.00	\$25.72
847 Physical Education	\$730.00	\$0.00	\$0.00	\$0.00	\$730.00	\$0.00	\$730.00
861 Vocal Music	\$294.49	\$0.00	\$0.00	\$0.00	\$294.49	\$0.00	\$294.49
875 PTO	\$2,887.93	\$0.00	\$0.00	\$0.00	\$2,887.93	\$940.00	\$1,947.93
879 Yearbook	\$232.00	\$0.00	\$0.00	\$0.00	\$232.00	\$0.00	\$232.00
890 Student Fundraiser/Paid Activities	\$1,448.75	\$607.67	\$0.00	\$350.00	\$1,706.42	\$240.00	\$1,466.42
936 Picture Commissions	\$2,249.19	\$0.00	\$0.00	\$0.00	\$2,249.19	\$0.00	\$2,249.19
956 Child Nutrition Receipts	\$30.00	\$0.00	\$0.00	\$30.00	\$0.00	\$0.00	\$0.00
Total Unit - 125 EISENHOWER ELEM SCHOOL	\$10,123.83	\$1,457.67	\$0.00	\$750.04	\$10,831.46	\$2,034.95	\$8,796.51
Unit - 130 GARFIELD ELEM SCHOOL							
819 Faculty Fund	\$209.52	\$0.00	\$0.00	\$0.00	\$209.52	\$0.00	\$209.52
822 Teacher Awarded	\$256.62	\$0.00	\$0.00	\$0.00	\$256.62	\$0.00	\$256.62
835 Library	\$1,815.83	\$2,383.04	\$0.00	\$200.00	\$3,998.87	\$51.69	\$3,947.18
842 Vending	\$1,447.73	\$0.00	\$0.00	\$0.00	\$1,447.73	\$0.00	\$1,447.73
861 Vocal Music	\$911.99	\$0.00	\$0.00	\$0.00	\$911.99	\$0.00	\$911.99
864 Fundraiser	\$45.00	\$0.00	\$0.00	\$0.00	\$45.00	\$0.00	\$45.00
875 PTO	\$1,866.90	\$75.60	\$0.00	\$80.00	\$1,862.50	\$1,773.07	\$89.43
879 Yearbook	\$389.00	\$0.00	\$0.00	\$0.00	\$389.00	\$0.00	\$389.00
890 Student Fundraiser/Paid Activities	\$729.12	\$755.74	\$0.00	\$100.00	\$1,384.86	\$219.80	\$1,165.06
913 EPS CARES FIELD TRIP	\$896.00	\$0.00	\$0.00	\$0.00	\$896.00	\$0.00	\$896.00
914 EPS Cares	\$3,229.00	\$1,641.00	\$0.00	\$3,229.00	\$1,641.00	\$0.00	\$1,641.00
936 Picture Commissions	\$4,306.44	\$0.00	\$0.00	\$0.00	\$4,306.44	\$0.00	\$4,306.44
956 Child Nutrition Receipts	\$510.75	\$506.25	\$0.00	\$510.75	\$506.25	\$0.00	\$506.25
Total Unit - 130 GARFIELD ELEM SCHOOL	\$16,613.90	\$5,361.63	\$0.00	\$4,119.75	\$17,855.78	\$2,044.56	\$15,811.22
Unit - 132 GLENWOOD ELEM SCHOOL							
807 Chromebook Maintenance-60	\$10.00	\$0.00	\$0.00	\$0.00	\$10.00	\$0.00	\$10.00
819 Faculty Fund	\$1,036.78	\$172.10	\$0.00	\$97.77	\$1,111.11	\$202.23	\$908.88
835 Library	\$5,384.05	\$1,647.62	\$0.00	\$1,123.58	\$5,908.09	\$3,925.00	\$1,983.09
861 Vocal Music	\$208.31	\$0.00	\$0.00	\$0.00	\$208.31	\$0.00	\$208.31
867 5TH GRADE FUNDRAISERS	\$1,413.68	\$267.00	\$0.00	\$182.65	\$1,498.03	\$470.99	\$1,027.04
875 PTO	\$3,614.47	\$110.00	\$0.00	\$167.15	\$3,557.32	\$0.00	\$3,557.32
890 Student Fundraiser/Paid Activities	\$35,314.13	\$2,583.21	\$0.00	\$20,240.86	\$17,656.48	\$2,711.12	\$14,945.36
913 EPS CARES FIELD TRIP	\$745.00	\$0.00	\$0.00	\$0.00	\$745.00	\$0.00	\$745.00
914 EPS Cares	\$3,154.00	\$2,390.00	\$0.00	\$3,154.00	\$2,390.00	\$0.00	\$2,390.00
915 Campus After Care	\$533.25	\$0.00	\$0.00	\$76.82	\$456.43	\$199.69	\$256.74
936 Picture Commissions	\$637.16	\$0.00	\$0.00	\$0.00	\$637.16	\$0.00	\$637.16
956 Child Nutrition Receipts	\$85.25	\$100.25	\$0.00	\$85.25	\$100.25	\$0.00	\$100.25
961 Archery Club	\$15.00	\$0.00	\$0.00	\$0.00	\$15.00	\$0.00	\$15.00
Total Unit - 132 GLENWOOD ELEM SCHOOL	\$52,151.08	\$7,270.18	\$0.00	\$25,128.08	\$34,293.18	\$7,509.03	\$26,784.15
Unit - 134 FOWLER ECC							
819 Faculty Fund	\$90.00	\$60.00	\$0.00	\$0.00	\$150.00	\$0.00	\$150.00
835 Library	\$2,956.91	\$0.00	\$0.00	\$0.00	\$2,956.91	\$0.00	\$2,956.91
879 Yearbook	\$182.00	\$0.00	\$0.00	\$0.00	\$182.00	\$0.00	\$182.00
890 Student Fundraiser/Paid Activities	\$10,163.38	\$0.00	\$0.00	\$101.31	\$10,062.07	\$151.23	\$9,910.84
936 Picture Commissions	\$643.95	\$0.00	\$0.00	\$0.00	\$643.95	\$0.00	\$643.95
Total Unit - 134 FOWLER ECC	\$14,036.24	\$60.00	\$0.00	\$101.31	\$13,994.93	\$151.23	\$13,843.70
Unit - 137 HAYES ELEM SCHOOL							
804 Art Department	\$14.74	\$0.00	\$0.00	\$0.00	\$14.74	\$0.00	\$14.74
819 Faculty Fund	\$267.13	\$0.00	\$0.00	\$0.00	\$267.13	\$0.00	\$267.13
822 Teacher Awarded	\$0.00	\$100.00	\$0.00	\$0.00	\$100.00	\$0.00	\$100.00
835 Library	\$3,421.80	\$1,283.65	\$0.00	\$0.00	\$4,705.45	\$0.00	\$4,705.45
861 Vocal Music	\$633.42	\$0.00	\$0.00	\$0.00	\$633.42	\$0.00	\$633.42
875 PTO	\$12,912.82	\$8,350.50	\$0.00	\$11,363.88	\$9,899.44	\$800.28	\$9,099.16
879 Yearbook	\$780.00	\$0.00	\$0.00	\$0.00	\$780.00	\$0.00	\$780.00
890 Student Fundraiser/Paid Activities	\$2,197.01	\$250.00	\$0.00	\$804.00	\$1,643.01	\$608.34	\$1,034.67

Enid Public Schools Revenue/Expenditure Summary

Options: Fund: 60, Date Range: 10/1/2025 - 10/31/2025

	Begin Balance	Receipts	Adjusting Entries	Payments	Cash End Balance	Unpaid POs	End Balance
Unit - 137 HAYES ELEM SCHOOL							
956 Child Nutrition Receipts	\$60.00	\$56.00	\$0.00	\$60.00	\$56.00	\$0.00	\$56.00
Total Unit - 137 HAYES ELEM SCHOOL	\$20,286.92	\$10,040.15	\$0.00	\$12,227.88	\$18,099.19	\$1,408.62	\$16,690.57
Unit - 140 HOOVER ELEM SCHOOL							
819 Faculty Fund	\$1,122.25	\$0.00	\$0.00	\$0.00	\$1,122.25	\$192.01	\$930.24
822 Teacher Awarded	\$1,269.05	\$850.00	\$0.00	\$498.04	\$1,621.01	\$399.30	\$1,221.71
835 Library	\$1,189.33	\$2,086.63	\$0.00	\$0.00	\$3,275.96	\$500.00	\$2,775.96
842 Vending	\$167.08	\$0.00	\$0.00	\$0.00	\$167.08	\$0.00	\$167.08
875 PTO	\$18,896.95	\$32.75	\$0.00	\$685.67	\$18,244.03	\$4,622.85	\$13,621.18
879 Yearbook	\$1,153.99	\$100.00	\$0.00	\$556.00	\$697.99	\$0.00	\$697.99
890 Student Fundraiser/Paid Activities	\$4,521.12	\$0.00	\$0.00	\$0.00	\$4,521.12	\$109.76	\$4,411.36
936 Picture Commissions	\$2,325.15	\$0.00	\$0.00	\$0.00	\$2,325.15	\$0.00	\$2,325.15
956 Child Nutrition Receipts	\$20.00	\$0.00	\$0.00	\$20.00	\$0.00	\$0.00	\$0.00
Total Unit - 140 HOOVER ELEM SCHOOL	\$30,664.92	\$3,069.38	\$0.00	\$1,759.71	\$31,974.59	\$5,823.92	\$26,150.67
Unit - 160 MCKINLEY ELEM SCHOOL							
819 Faculty Fund	\$448.25	\$0.00	\$0.00	\$0.00	\$448.25	\$0.00	\$448.25
825 General Student	\$2,391.65	\$0.00	\$0.00	\$0.00	\$2,391.65	\$390.00	\$2,001.65
835 Library	\$2,651.41	\$711.45	\$0.00	\$645.45	\$2,717.41	\$0.00	\$2,717.41
842 Vending	\$51.79	\$0.00	\$0.00	\$0.00	\$51.79	\$0.00	\$51.79
867 5TH GRADE FUNDRAISERS	\$178.91	\$0.00	\$0.00	\$0.00	\$178.91	\$0.00	\$178.91
875 PTO	\$5,489.41	\$349.00	\$0.00	\$1,150.98	\$4,687.43	\$300.00	\$4,387.43
890 Student Fundraiser/Paid Activities	\$1,576.26	\$237.00	\$0.00	\$170.00	\$1,643.26	\$0.00	\$1,643.26
936 Picture Commissions	\$2,101.12	\$0.00	\$0.00	\$0.00	\$2,101.12	\$0.00	\$2,101.12
956 Child Nutrition Receipts	\$0.00	\$5.00	\$0.00	\$0.00	\$5.00	\$0.00	\$5.00
Total Unit - 160 MCKINLEY ELEM SCHOOL	\$14,888.80	\$1,302.45	\$0.00	\$1,966.43	\$14,224.82	\$690.00	\$13,534.82
Unit - 165 MONROE ELEM SCHOOL							
819 Faculty Fund	\$3.22	\$0.00	\$0.00	\$0.00	\$3.22	\$0.00	\$3.22
833 Outdoor Ed	\$3,361.70	\$0.00	\$0.00	\$0.00	\$3,361.70	\$374.95	\$2,986.75
835 Library	\$5,619.41	\$1,234.06	\$0.00	\$836.75	\$6,016.72	\$3,451.78	\$2,564.94
842 Vending	\$39.87	\$0.00	\$0.00	\$0.00	\$39.87	\$0.00	\$39.87
847 Physical Education	\$2,508.69	\$0.00	\$0.00	\$0.00	\$2,508.69	\$0.00	\$2,508.69
861 Vocal Music	\$481.96	\$0.00	\$0.00	\$0.00	\$481.96	\$0.00	\$481.96
868 SpEd: Special Olympics	\$1,166.31	\$0.00	\$0.00	\$0.00	\$1,166.31	\$0.00	\$1,166.31
875 PTO	\$2,977.39	\$157.50	\$0.00	\$207.76	\$2,927.13	\$262.70	\$2,664.43
879 Yearbook	\$609.70	\$66.00	\$0.00	\$0.00	\$675.70	\$0.00	\$675.70
890 Student Fundraiser/Paid Activities	\$1,036.79	\$63.00	\$0.00	\$117.44	\$982.35	\$800.00	\$182.35
914 EPS Cares	\$733.00	\$570.00	\$0.00	\$733.00	\$570.00	\$0.00	\$570.00
936 Picture Commissions	\$312.74	\$0.00	\$0.00	\$0.00	\$312.74	\$0.00	\$312.74
956 Child Nutrition Receipts	\$46.00	\$113.25	\$0.00	\$46.00	\$113.25	\$0.00	\$113.25
Total Unit - 165 MONROE ELEM SCHOOL	\$18,896.78	\$2,203.81	\$0.00	\$1,940.95	\$19,159.64	\$4,889.43	\$14,270.21
Unit - 170 PRAIRIE VIEW ELEM							
804 Art Department	\$17.36	\$0.00	\$0.00	\$0.00	\$17.36	\$0.00	\$17.36
819 Faculty Fund	\$2,821.69	\$365.00	\$0.00	\$0.00	\$3,186.69	\$435.50	\$2,751.19
822 Teacher Awarded	\$388.02	\$0.00	\$0.00	\$0.00	\$388.02	\$0.00	\$388.02
835 Library	\$5,564.18	\$4,666.39	\$0.00	\$0.00	\$10,230.57	\$3,175.00	\$7,055.57
861 Vocal Music	\$1,390.00	\$0.00	\$0.00	\$0.00	\$1,390.00	\$61.48	\$1,328.52
875 PTO	\$42,083.48	\$9,666.65	\$0.00	\$1,512.28	\$50,237.85	\$11,627.00	\$38,610.85
886 ACTION Program	\$367.53	\$0.00	\$0.00	\$0.00	\$367.53	\$0.00	\$367.53
890 Student Fundraiser/Paid Activities	\$872.44	\$0.00	\$0.00	\$102.50	\$769.94	\$668.73	\$101.21
913 EPS CARES FIELD TRIP	\$260.00	\$0.00	\$0.00	\$0.00	\$260.00	\$0.00	\$260.00
914 EPS Cares	\$2,727.59	\$4,546.00	\$0.00	\$2,727.59	\$4,546.00	\$0.00	\$4,546.00
936 Picture Commissions	\$1,971.04	\$0.00	\$0.00	\$0.00	\$1,971.04	\$0.00	\$1,971.04
944 Elementary Boys Choir	\$25.00	\$0.00	\$0.00	\$0.00	\$25.00	\$0.00	\$25.00
956 Child Nutrition Receipts	\$6.10	\$50.00	\$0.00	\$6.10	\$50.00	\$0.00	\$50.00
Total Unit - 170 PRAIRIE VIEW ELEM	\$58,494.43	\$19,294.04	\$0.00	\$4,348.47	\$73,440.00	\$15,967.71	\$57,472.29
Unit - 175 TAFT ELEM SCHOOL							
804 Art Department	\$525.01	\$0.00	\$0.00	\$0.00	\$525.01	\$0.00	\$525.01

Enid Public Schools Revenue/Expenditure Summary

Options: Fund: 60, Date Range: 10/1/2025 - 10/31/2025

	Begin Balance	Receipts	Adjusting Entries	Payments	Cash End Balance	Unpaid POs	End Balance
Unit - 175 TAFT ELEM SCHOOL							
807 Chromebook Maintenance-60	\$60.00	\$90.00	\$0.00	\$0.00	\$150.00	\$0.00	\$150.00
819 Faculty Fund	\$906.18	\$220.00	\$0.00	\$0.00	\$1,126.18	\$0.00	\$1,126.18
822 Teacher Awarded	\$5,225.00	\$0.00	\$0.00	\$0.00	\$5,225.00	\$0.00	\$5,225.00
835 Library	\$4,272.74	\$1,544.30	\$0.00	\$75.00	\$5,742.04	\$3,000.00	\$2,742.04
847 Physical Education	\$3,360.45	\$0.00	\$0.00	\$757.38	\$2,603.07	\$1,142.62	\$1,460.45
861 Vocal Music	\$290.00	\$0.00	\$0.00	\$0.00	\$290.00	\$0.00	\$290.00
875 PTO	\$7,683.83	\$2,544.00	\$0.00	\$0.00	\$10,227.83	\$4,625.00	\$5,602.83
879 Yearbook	\$2,300.00	\$0.00	\$0.00	\$0.00	\$2,300.00	\$0.00	\$2,300.00
890 Student Fundraiser/Paid Activities	\$6,943.46	\$620.00	\$0.00	\$776.47	\$6,786.99	\$2,212.53	\$4,574.46
936 Picture Commissions	\$317.70	\$0.00	\$0.00	\$0.00	\$317.70	\$0.00	\$317.70
Total Unit - 175 TAFT ELEM SCHOOL	\$31,884.37	\$5,018.30	\$0.00	\$1,608.85	\$35,293.82	\$10,980.15	\$24,313.67
Unit - 505 EMERSON MIDDLE SCHOOL							
805 Athletics	\$592.00	\$8.00	\$0.00	\$0.00	\$600.00	\$0.00	\$600.00
806 Band	\$10,847.24	\$0.00	\$0.00	\$887.00	\$9,960.24	\$2,919.46	\$7,040.78
807 Chromebook Maintenance-60	\$195.00	\$90.00	\$0.00	\$0.00	\$285.00	\$0.00	\$285.00
819 Faculty Fund	\$795.26	\$80.00	\$0.00	\$76.67	\$798.59	\$68.49	\$730.10
822 Teacher Awarded	\$5,878.41	\$0.00	\$0.00	\$100.00	\$5,778.41	\$2,709.15	\$3,069.26
835 Library	\$4,383.94	\$1,095.17	\$0.00	\$1,016.17	\$4,462.94	\$1,320.86	\$3,142.08
839 Honor Society (NJHS)	\$1,479.40	\$5.00	\$0.00	\$112.00	\$1,372.40	\$0.00	\$1,372.40
842 Vending	\$643.42	\$0.00	\$0.00	\$0.00	\$643.42	\$0.00	\$643.42
844 Orchestra	\$1,821.44	\$0.00	\$0.00	\$0.00	\$1,821.44	\$0.00	\$1,821.44
856 Science Department	\$176.35	\$0.00	\$0.00	\$0.00	\$176.35	\$0.00	\$176.35
859 Student Council - Leadership	\$4,891.53	\$908.89	\$0.00	\$0.00	\$5,800.42	\$854.83	\$4,945.59
861 Vocal Music	\$1,893.27	\$0.00	\$0.00	\$0.00	\$1,893.27	\$0.00	\$1,893.27
868 SpEd: Special Olympics	\$9,090.11	\$200.00	\$0.00	\$456.80	\$8,833.31	\$612.15	\$8,221.16
879 Yearbook	\$3,982.91	\$0.00	\$0.00	\$0.00	\$3,982.91	\$2,600.00	\$1,382.91
890 Student Fundraiser/Paid Activities	\$4,650.72	\$85.00	\$0.00	\$0.00	\$4,735.72	\$250.00	\$4,485.72
906 STEM	\$105.53	\$0.00	\$0.00	\$0.00	\$105.53	\$0.00	\$105.53
933 FCA	\$240.54	\$0.00	\$0.00	\$0.00	\$240.54	\$0.00	\$240.54
938 Capital Improvements	\$28.17	\$0.00	\$0.00	\$0.00	\$28.17	\$0.00	\$28.17
953 Guitar	\$1,627.72	\$0.00	\$0.00	\$0.00	\$1,627.72	\$0.00	\$1,627.72
956 Child Nutrition Receipts	\$328.75	\$338.85	\$0.00	\$328.75	\$338.85	\$0.00	\$338.85
962 Accelerated Reader	\$3,415.95	\$0.00	\$0.00	\$0.00	\$3,415.95	\$0.00	\$3,415.95
Total Unit - 505 EMERSON MIDDLE SCHOOL	\$57,067.66	\$2,810.91	\$0.00	\$2,977.39	\$56,901.18	\$11,334.94	\$45,566.24
Unit - 510 LONGFELLOW MIDDLE SCHOOL							
804 Art Department	\$7,457.75	\$99.00	\$0.00	\$6,119.98	\$1,436.77	\$378.84	\$1,057.93
805 Athletics	\$47,760.41	\$417.50	\$0.00	\$0.00	\$48,177.91	\$0.00	\$48,177.91
806 Band	\$15,226.15	\$220.00	\$0.00	\$4,231.40	\$11,214.75	\$988.04	\$10,226.71
807 Chromebook Maintenance-60	\$545.00	\$265.00	\$0.00	\$0.00	\$810.00	\$0.00	\$810.00
814 Academic Team	\$0.00	\$926.00	\$0.00	\$0.00	\$926.00	\$0.00	\$926.00
815 Debate/Speech	\$52.97	\$0.00	\$0.00	\$0.00	\$52.97	\$0.00	\$52.97
819 Faculty Fund	\$1,606.57	\$0.00	\$0.00	\$0.00	\$1,606.57	\$250.00	\$1,356.57
822 Teacher Awarded	\$2,912.70	\$0.00	\$0.00	\$2,608.39	\$304.31	\$0.00	\$304.31
828 Live School Acct - LMS Only	\$5,614.17	\$0.00	\$0.00	\$89.04	\$5,525.13	\$1,038.87	\$4,486.26
833 Outdoor Ed	\$2,594.82	\$0.00	\$0.00	\$0.00	\$2,594.82	\$250.00	\$2,344.82
835 Library	\$644.36	\$483.46	\$0.00	\$77.50	\$1,050.32	\$500.00	\$550.32
839 Honor Society (NJHS)	\$651.51	\$0.00	\$0.00	\$0.00	\$651.51	\$0.00	\$651.51
842 Vending	\$328.73	\$0.00	\$0.00	\$0.00	\$328.73	\$0.00	\$328.73
844 Orchestra	\$480.42	\$0.00	\$0.00	\$0.00	\$480.42	\$0.00	\$480.42
848 Class Trips	\$1,432.65	\$1,788.00	\$0.00	\$28.28	\$3,192.37	\$321.72	\$2,870.65
856 Science Department	\$28.58	\$0.00	\$0.00	\$0.00	\$28.58	\$0.00	\$28.58
858 Food Pantry & Clothes Closet	\$3,416.94	\$0.00	\$0.00	\$0.00	\$3,416.94	\$0.00	\$3,416.94
859 Student Council - Leadership	\$1,162.22	\$0.00	\$0.00	\$322.51	\$839.71	\$277.49	\$562.22
861 Vocal Music	\$2,041.45	\$0.00	\$0.00	\$0.00	\$2,041.45	\$0.00	\$2,041.45
871 PLTW--Media Club	\$575.79	\$0.00	\$0.00	\$0.00	\$575.79	\$0.00	\$575.79
875 PTO	\$10,325.34	\$4,727.45	\$0.00	\$6,982.31	\$8,070.48	\$1,107.58	\$6,962.90

Enid Public Schools Revenue/Expenditure Summary

Options: Fund: 60, Date Range: 10/1/2025 - 10/31/2025

	Begin Balance	Receipts	Adjusting Entries	Payments	Cash End Balance	Unpaid POs	End Balance
Unit - 510 LONGFELLOW MIDDLE SCHOOL							
879 Yearbook	\$844.00	\$0.00	\$0.00	\$0.00	\$844.00	\$0.00	\$844.00
881 SpEd: Projects	\$862.18	\$0.00	\$0.00	\$0.00	\$862.18	\$0.00	\$862.18
890 Student Fundraiser/Paid Activities	\$293.29	\$0.00	\$0.00	\$0.00	\$293.29	\$0.00	\$293.29
936 Picture Commissions	\$237.73	\$0.00	\$0.00	\$0.00	\$237.73	\$0.00	\$237.73
953 Guitar	\$772.88	\$0.00	\$0.00	\$0.00	\$772.88	\$0.00	\$772.88
956 Child Nutrition Receipts	\$799.00	\$586.25	\$0.00	\$799.00	\$586.25	\$0.00	\$586.25
Total Unit - 510 LONGFELLOW MIDDLE SCHOOL	\$108,667.61	\$9,512.66	\$0.00	\$21,258.41	\$96,921.86	\$5,112.54	\$91,809.32
Unit - 515 WALLER MIDDLE SCHOOL							
804 Art Department	\$16.45	\$0.00	\$0.00	\$0.00	\$16.45	\$0.00	\$16.45
805 Athletics	\$51,224.23	\$5,722.26	\$0.00	\$0.00	\$56,946.49	\$0.00	\$56,946.49
806 Band	\$26,676.23	\$25.00	\$0.00	\$3,872.50	\$22,828.73	\$2,965.55	\$19,863.18
807 Chromebook Maintenance-60	\$560.00	\$525.00	\$0.00	\$0.00	\$1,085.00	\$0.00	\$1,085.00
814 Academic Team	\$2.83	\$0.00	\$0.00	\$0.00	\$2.83	\$0.00	\$2.83
815 Debate/Speech	\$4,030.95	\$0.00	\$0.00	\$0.00	\$4,030.95	\$0.00	\$4,030.95
816 Delta Theta/Mathematics	\$627.98	\$0.00	\$0.00	\$0.00	\$627.98	\$0.00	\$627.98
819 Faculty Fund	\$1,588.84	\$0.00	\$0.00	\$14.73	\$1,574.11	\$275.34	\$1,298.77
822 Teacher Awarded	\$10,690.79	\$0.00	\$0.00	\$1,270.63	\$9,420.16	\$1,305.47	\$8,114.69
825 General Student	\$3,253.92	\$0.00	\$0.00	\$0.00	\$3,253.92	\$846.00	\$2,407.92
826 FBLA (Future Bus. Leaders)	\$1,351.35	\$0.00	\$0.00	\$0.00	\$1,351.35	\$400.00	\$951.35
835 Library	\$3,608.24	\$1,453.15	\$0.00	\$1,442.16	\$3,619.23	\$550.94	\$3,068.29
839 Honor Society (NJHS)	\$1,572.00	\$532.25	\$0.00	\$0.00	\$2,104.25	\$362.85	\$1,741.40
842 Vending	\$1,847.47	\$0.00	\$0.00	\$0.00	\$1,847.47	\$246.50	\$1,600.97
844 Orchestra	\$1,578.55	\$0.00	\$0.00	\$0.00	\$1,578.55	\$0.00	\$1,578.55
848 Class Trips	\$47.59	\$0.00	\$0.00	\$0.00	\$47.59	\$0.00	\$47.59
849 Parent Booster Clubs	\$1,396.88	\$0.00	\$0.00	\$0.00	\$1,396.88	\$0.00	\$1,396.88
856 Science Department	\$246.23	\$0.00	\$0.00	\$0.00	\$246.23	\$0.00	\$246.23
858 Food Pantry & Clothes Closet	\$1,810.43	\$0.00	\$0.00	\$0.00	\$1,810.43	\$0.00	\$1,810.43
859 Student Council - Leadership	\$2,189.05	\$120.00	\$0.00	\$0.00	\$2,309.05	\$256.24	\$2,052.81
861 Vocal Music	\$6,062.25	\$6,246.00	\$0.00	\$0.00	\$12,308.25	\$894.00	\$11,414.25
871 PLTW--Media Club	\$729.37	\$0.00	\$0.00	\$0.00	\$729.37	\$200.00	\$529.37
879 Yearbook	\$4,383.81	\$105.00	\$0.00	\$0.00	\$4,488.81	\$0.00	\$4,488.81
881 SpEd: Projects	\$1,989.38	\$500.00	\$0.00	\$25.00	\$2,464.38	\$62.91	\$2,401.47
890 Student Fundraiser/Paid Activities	\$1,249.27	\$0.00	\$0.00	\$0.00	\$1,249.27	\$0.00	\$1,249.27
916 eSports	\$1,022.02	\$0.00	\$0.00	\$0.00	\$1,022.02	\$0.00	\$1,022.02
921 Computer Lab	\$2,230.32	\$0.00	\$0.00	\$0.00	\$2,230.32	\$100.10	\$2,130.22
933 FCA	\$40.99	\$0.00	\$0.00	\$0.00	\$40.99	\$0.00	\$40.99
936 Picture Commissions	\$975.69	\$0.00	\$0.00	\$0.00	\$975.69	\$0.00	\$975.69
953 Guitar	\$361.22	\$0.00	\$0.00	\$0.00	\$361.22	\$0.00	\$361.22
956 Child Nutrition Receipts	\$910.75	\$664.25	\$0.00	\$910.75	\$664.25	\$0.00	\$664.25
961 Archery Club	\$1,108.38	\$133.00	\$0.00	\$84.00	\$1,157.38	\$0.00	\$1,157.38
963 IT Club	\$4,999.99	\$0.00	\$0.00	\$0.00	\$4,999.99	\$1,180.00	\$3,819.99
Total Unit - 515 WALLER MIDDLE SCHOOL	\$140,383.45	\$16,025.91	\$0.00	\$7,619.77	\$148,789.59	\$9,645.90	\$139,143.69
Unit - 705 ENID HIGH SCHOOL							
801 Academic Recognition	\$365.00	\$0.00	\$0.00	\$0.00	\$365.00	\$0.00	\$365.00
804 Art Department	\$165.47	\$0.00	\$0.00	\$0.00	\$165.47	\$0.00	\$165.47
805 Athletics	(\$129,049.13)	\$3,510.00	\$0.00	\$25,342.55	(\$150,881.68)	\$16,620.75	(\$167,502.43)
806 Band	\$48,635.87	\$20,260.05	\$0.00	\$28,274.64	\$40,621.28	\$2,165.13	\$38,456.15
807 Chromebook Maintenance-60	\$210.00	\$140.00	\$0.00	\$0.00	\$350.00	\$0.00	\$350.00
808 Black Heritage Union	\$1,962.27	\$0.00	\$0.00	\$0.00	\$1,962.27	\$0.00	\$1,962.27
811 Junior Class	\$9,626.01	\$0.00	\$0.00	\$3,071.75	\$6,554.26	\$2,036.00	\$4,518.26
812 Senior Class	\$1,323.79	\$0.00	\$0.00	\$0.00	\$1,323.79	\$0.00	\$1,323.79
813 Clearing	\$411.05	\$84.00	\$0.00	\$0.00	\$495.05	\$0.00	\$495.05
814 Academic Team	\$83.75	\$0.00	\$0.00	\$0.00	\$83.75	\$0.00	\$83.75
815 Debate/Speech	\$4,172.33	\$0.00	\$0.00	\$0.00	\$4,172.33	\$0.00	\$4,172.33
817 HISPANIC/LATINO CLUB	\$285.00	\$0.00	\$0.00	\$0.00	\$285.00	\$0.00	\$285.00
819 Faculty Fund	\$2,215.74	\$0.00	\$0.00	\$0.00	\$2,215.74	\$0.00	\$2,215.74

Enid Public Schools Revenue/Expenditure Summary

Options: Fund: 60, Date Range: 10/1/2025 - 10/31/2025

	Begin Balance	Receipts	Adjusting Entries	Payments	Cash End Balance	Unpaid POs	End Balance
Unit - 705 ENID HIGH SCHOOL							
820 Concession Stand	\$167,008.01	\$0.00	\$0.00	\$28,589.63	\$138,418.38	\$43,761.68	\$94,656.70
822 Teacher Awarded	\$617.96	\$0.00	\$0.00	\$0.00	\$617.96	\$0.00	\$617.96
823 SpEd: Crafts	\$4,103.22	\$500.00	\$0.00	\$0.00	\$4,603.22	\$0.00	\$4,603.22
824 Youth Entrepreneurs	\$114.88	\$0.00	\$0.00	\$0.00	\$114.88	\$0.00	\$114.88
825 General Student	\$6,773.89	\$660.99	\$0.00	\$0.00	\$7,434.88	\$1,780.10	\$5,654.78
827 Islander Club	\$823.37	\$0.00	\$0.00	\$0.00	\$823.37	\$0.00	\$823.37
831 Musicals	\$15,077.85	\$0.00	\$0.00	\$0.00	\$15,077.85	\$5,350.00	\$9,727.85
835 Library	\$6,722.57	\$19.98	\$0.00	\$0.00	\$6,742.55	\$0.00	\$6,742.55
839 Honor Society (NJHS)	\$898.74	\$2.50	\$0.00	\$0.00	\$901.24	\$0.00	\$901.24
840 NON EPS School	\$51,326.31	\$0.00	\$0.00	\$0.00	\$51,326.31	\$0.00	\$51,326.31
842 Vending	\$2,635.17	\$29.70	\$0.00	\$0.00	\$2,664.87	\$300.00	\$2,364.87
843 Student ID's	\$1,272.46	\$10.00	\$0.00	\$0.00	\$1,282.46	\$0.00	\$1,282.46
844 Orchestra	\$1,531.03	\$0.00	\$0.00	\$0.00	\$1,531.03	\$0.00	\$1,531.03
845 ROTC	\$17,874.64	\$1,368.55	\$0.00	\$6,666.41	\$12,576.78	\$7,480.88	\$5,095.90
847 Physical Education	\$81.22	\$0.00	\$0.00	\$0.00	\$81.22	\$0.00	\$81.22
849 Parent Booster Clubs	\$337,586.78	\$48,099.88	\$0.00	\$51,056.51	\$334,630.15	\$84,094.44	\$250,535.71
850 EHS Works	\$424.28	\$90.00	\$0.00	\$0.00	\$514.28	\$0.00	\$514.28
856 Science Department	\$280.46	\$0.00	\$0.00	\$0.00	\$280.46	\$0.00	\$280.46
859 Student Council - Leadership	\$920.04	\$1,000.00	\$0.00	\$0.00	\$1,920.04	\$100.00	\$1,820.04
861 Vocal Music	\$5,605.17	\$5,960.00	\$0.00	\$0.00	\$11,565.17	\$5,484.00	\$6,081.17
862 F.C.C.L.A.	\$956.11	\$80.00	\$0.00	\$313.50	\$722.61	\$0.00	\$722.61
868 SpEd: Special Olympics	\$987.55	\$0.00	\$0.00	\$0.00	\$987.55	\$0.00	\$987.55
872 Guidance	\$3,735.76	\$0.00	\$0.00	\$0.00	\$3,735.76	\$1,329.00	\$2,406.76
877 EPS Vision	\$344.68	\$0.00	\$0.00	\$0.00	\$344.68	\$0.00	\$344.68
879 Yearbook	\$5,119.78	\$505.00	\$0.00	\$95.48	\$5,529.30	\$400.00	\$5,129.30
880 SpEd: Lifeskills Planting	\$524.59	\$0.00	\$0.00	\$147.80	\$376.79	\$340.09	\$36.70
881 SpEd: Projects	\$1,978.25	\$348.00	\$0.00	\$0.00	\$2,326.25	\$509.90	\$1,816.35
882 Vision Seeker	\$1,106.81	\$0.00	\$0.00	\$0.00	\$1,106.81	\$0.00	\$1,106.81
909 Agricultural Class	\$6,624.35	\$3,800.00	\$0.00	\$2,658.00	\$7,766.35	\$3,785.43	\$3,980.92
916 eSports	\$298.87	\$0.00	\$0.00	\$0.00	\$298.87	\$0.00	\$298.87
922 Aviation Club	\$887.64	\$0.00	\$0.00	\$0.00	\$887.64	\$0.00	\$887.64
931 Teacher Cadet Club	\$46.39	\$0.00	\$0.00	\$0.00	\$46.39	\$0.00	\$46.39
944 Elementary Boys Choir	\$625.95	\$0.00	\$0.00	\$0.00	\$625.95	\$0.00	\$625.95
953 Guitar	\$1,387.71	\$0.00	\$0.00	\$220.00	\$1,167.71	\$0.00	\$1,167.71
956 Child Nutrition Receipts	\$13,113.10	\$10,821.45	\$0.00	\$13,113.10	\$10,821.45	\$0.00	\$10,821.45
Total Unit - 705 ENID HIGH SCHOOL	\$599,822.74	\$97,290.10	\$0.00	\$159,549.37	\$537,563.47	\$175,537.40	\$362,026.07
Unit - 706 EHS GYM							
820 Concession Stand	\$8,979.00	\$1,545.00	\$0.00	\$0.00	\$10,524.00	\$0.00	\$10,524.00
Total Unit - 706 EHS GYM	\$8,979.00	\$1,545.00	\$0.00	\$0.00	\$10,524.00	\$0.00	\$10,524.00
Unit - 707 ADVANCE SOCCER COMPLEX							
805 Athletics	\$4,240.00	\$0.00	\$0.00	\$0.00	\$4,240.00	\$0.00	\$4,240.00
Total Unit - 707 ADVANCE SOCCER COMPLEX	\$4,240.00	\$0.00	\$0.00	\$0.00	\$4,240.00	\$0.00	\$4,240.00
Unit - 708 D. BRUCE SELBY STADIUM							
805 Athletics	\$184,209.45	\$19,480.00	\$0.00	\$0.00	\$203,689.45	\$7,492.80	\$196,196.65
820 Concession Stand	\$18,878.00	\$18,996.00	\$0.00	\$0.00	\$37,874.00	\$0.00	\$37,874.00
Total Unit - 708 D. BRUCE SELBY STADIUM	\$203,087.45	\$38,476.00	\$0.00	\$0.00	\$241,563.45	\$7,492.80	\$234,070.65
Unit - 709 PACER SOFTBALL FIELD-MEADOWLAKE PARK							
805 Athletics	\$18,575.00	\$0.00	\$0.00	\$0.00	\$18,575.00	\$2,392.00	\$16,183.00
820 Concession Stand	\$5,302.00	\$0.00	\$0.00	\$0.00	\$5,302.00	\$5,950.00	(\$648.00)
Total Unit - 709 PACER SOFTBALL FIELD-MEADOWLAKE PARK	\$23,877.00	\$0.00	\$0.00	\$0.00	\$23,877.00	\$8,342.00	\$15,535.00
Unit - 711 DAVID ALLEN MEMORIAL BALLPARK							
805 Athletics	\$44,521.00	\$0.00	\$0.00	\$0.00	\$44,521.00	\$0.00	\$44,521.00
Total Unit - 711 DAVID ALLEN MEMORIAL BALLPARK	\$44,521.00	\$0.00	\$0.00	\$0.00	\$44,521.00	\$0.00	\$44,521.00
Unit - 712 STUDENT STORE HS							

Enid Public Schools Revenue/Expenditure Summary

Options: Fund: 60, Date Range: 10/1/2025 - 10/31/2025

	Begin Balance	Receipts	Adjusting Entries	Payments	Cash End Balance	Unpaid POs	End Balance
Unit - 712 STUDENT STORE HS							
960 Student Store	\$9,928.68	\$0.00	\$0.00	\$0.00	\$9,928.68	\$0.00	\$9,928.68
Total Unit - 712 STUDENT STORE HS	\$9,928.68	\$0.00	\$0.00	\$0.00	\$9,928.68	\$0.00	\$9,928.68
Unit - 771 NOC REGIONALS - DAVID ALLEN							
805 Athletics	\$9,654.00	\$0.00	\$0.00	\$0.00	\$9,654.00	\$0.00	\$9,654.00
Total Unit - 771 NOC REGIONALS - DAVID ALLEN	\$9,654.00	\$0.00	\$0.00	\$0.00	\$9,654.00	\$0.00	\$9,654.00
Unit - 774 NOC DAVID ALLEN							
805 Athletics	\$399.00	\$0.00	\$0.00	\$0.00	\$399.00	\$0.00	\$399.00
Total Unit - 774 NOC DAVID ALLEN	\$399.00	\$0.00	\$0.00	\$0.00	\$399.00	\$0.00	\$399.00
Unit - 775 MERRIFIELD TOURNAMENT							
805 Athletics	\$4,195.00	\$0.00	\$0.00	\$0.00	\$4,195.00	\$0.00	\$4,195.00
Total Unit - 775 MERRIFIELD TOURNAMENT	\$4,195.00	\$0.00	\$0.00	\$0.00	\$4,195.00	\$0.00	\$4,195.00
Unit - 777 GLADYS WINTERS							
805 Athletics	\$5,577.00	\$0.00	\$0.00	\$0.00	\$5,577.00	\$0.00	\$5,577.00
Total Unit - 777 GLADYS WINTERS	\$5,577.00	\$0.00	\$0.00	\$0.00	\$5,577.00	\$0.00	\$5,577.00
Unit - 798 JUNIOR COLLEGE WORLD SERIES (NJCAA) - DAVID ALLEN							
805 Athletics	\$1,745.00	\$0.00	\$0.00	\$0.00	\$1,745.00	\$0.00	\$1,745.00
Total Unit - 798 JUNIOR COLLEGE WORLD SERIES (NJCAA) - DAVID ALLEN	\$1,745.00	\$0.00	\$0.00	\$0.00	\$1,745.00	\$0.00	\$1,745.00
Total	\$1,683,726.35	\$239,285.38	\$0.00	\$271,753.63	\$1,651,258.10	\$287,247.82	\$1,364,010.28

Enid Public Schools Revenue/Expenditure Summary

Options: Fund: 67, Date Range: 10/1/2025 - 10/31/2025

	Begin Balance	Receipts	Adjusting Entries	Payments	Cash End Balance	Unpaid POs	End Balance
000 NON-CATEGORICAL EXP	\$919.56	\$0.00	\$0.00	\$0.00	\$919.56	\$0.00	\$919.56
011 County Juvenile	\$3,000.00	\$0.00	\$0.00	\$0.00	\$3,000.00	\$0.00	\$3,000.00
202 Nellie R. Johnson Scholarship	\$7.40	\$0.00	\$0.00	\$0.00	\$7.40	\$0.00	\$7.40
205 Life's Example Award	\$450.00	\$0.00	\$0.00	\$0.00	\$450.00	\$0.00	\$450.00
206 Charles Mehew Pioneer Spirit	\$50.00	\$0.00	\$0.00	\$0.00	\$50.00	\$0.00	\$50.00
207 Lucyle Spicklemier Award	\$743.14	\$0.00	\$0.00	\$0.00	\$743.14	\$0.00	\$743.14
208 Class of 1942 Scholarship	\$4.38	\$0.00	\$0.00	\$0.00	\$4.38	\$0.00	\$4.38
210 DeKock Family Schorlarship	\$4,500.63	\$0.00	\$0.00	\$0.00	\$4,500.63	\$0.00	\$4,500.63
211 EPS Foundation Library Grant	\$112.32	\$0.00	\$0.00	\$0.00	\$112.32	\$0.00	\$112.32
212 Jackson Equity Education Trust	\$1,226.23	\$0.00	\$0.00	\$0.00	\$1,226.23	\$0.00	\$1,226.23
214 Mustang Risin'	\$35.25	\$0.00	\$0.00	\$0.00	\$35.25	\$0.00	\$35.25
217 Lori Michelle Boland Memorial	\$5,550.25	\$0.00	\$0.00	\$0.00	\$5,550.25	\$0.00	\$5,550.25
218 OETT-OK Ed Tech Trust Grt	\$4,552.47	\$0.00	\$0.00	\$0.00	\$4,552.47	\$0.00	\$4,552.47
221 Donations Supt Search	\$197.00	\$0.00	\$0.00	\$0.00	\$197.00	\$0.00	\$197.00
222 Adams Art Donations-G.Davis	\$84.58	\$0.00	\$0.00	\$0.00	\$84.58	\$0.00	\$84.58
223 Leta Corr Prof. Educator Sr Scholarship	\$1,052.30	\$0.00	\$0.00	\$0.00	\$1,052.30	\$0.00	\$1,052.30
224 John A & Myrtle I Dickey Award	\$500.00	\$0.00	\$0.00	\$0.00	\$500.00	\$0.00	\$500.00
225 Chisholm Trail Coalition	\$1,381.43	\$0.00	\$0.00	\$0.00	\$1,381.43	\$0.00	\$1,381.43
226 PT / OT Donations	\$227.04	\$0.00	\$0.00	\$0.00	\$227.04	\$0.00	\$227.04
227 Bob Costello Memorial Scholars	\$1,000.00	\$0.00	\$0.00	\$0.00	\$1,000.00	\$0.00	\$1,000.00
228 Rotary Club-Grant/Scholarship	\$1,463.24	\$0.00	\$0.00	\$1,000.00	\$463.24	\$0.00	\$463.24
229 Dan & Karen Randall Teacher Awards	\$1,705.34	\$0.00	\$0.00	\$0.00	\$1,705.34	\$0.00	\$1,705.34
230 Paul & Thelma Baker Mem. Sch.	\$58.02	\$0.00	\$0.00	\$0.00	\$58.02	\$0.00	\$58.02
234 Marie Pond Memorial Scholar.	\$104.61	\$0.00	\$0.00	\$0.00	\$104.61	\$0.00	\$104.61
239 Waller PTSA Grant	\$2,388.29	\$0.00	\$0.00	\$0.00	\$2,388.29	\$0.00	\$2,388.29
244 Coca Cola Scholarship	\$2,242.52	\$0.00	\$0.00	\$0.00	\$2,242.52	\$0.00	\$2,242.52
247 Olive Maphet Traylor Endowment	\$1,585.07	\$0.00	\$0.00	\$0.00	\$1,585.07	\$0.00	\$1,585.07
249 Dorice Allen Memorial	\$5.97	\$1,737.30	\$0.00	\$0.00	\$1,743.27	\$0.00	\$1,743.27
282 Barnes-EHS Band Front Ensemble	\$1,532.31	\$0.00	\$0.00	\$0.00	\$1,532.31	\$0.00	\$1,532.31
838 F67 INVESTMENTS	\$90,233.22	\$0.00	\$0.00	\$0.00	\$90,233.22	\$0.00	\$90,233.22
841 Interest	\$2,170.57	\$1.70	\$0.00	\$0.00	\$2,172.27	\$0.00	\$2,172.27
Total	\$129,083.14	\$1,739.00	\$0.00	\$1,000.00	\$129,822.14	\$0.00	\$129,822.14

ITEM FOR DECISION

IV.D. FY2026 District Budget

Background Information:

The budget indirectly is approved monthly through the approval of revenue and encumbrance as presented in the district financial report and the encumbrance report in the consent agenda. The attached budget represents the proposed expenditures and projected revenues for the current fiscal year.

Administrative Consideration:

Fund 11 overview:

Revenue Changes for 2025-2026:

Local revenue projections show a decrease in local ad-valorem sources of just under \$600,000. Intermediate (County) sources are stable, although we will receive a slightly smaller share of County 4-mill Tax this year due to our student population compared to the rest of the county. Initial Foundation and Incentive Aid Allocations show a decrease in "State Aid" of \$1,288,099.68 from our final FY 2025 allocation, due to a flat budget, increased chargeables, and a reduction of over 400 WADM from FY2025. Total revenue collections are project to be \$2,492,697.89 less than last year with the mid-term allocation to remain flat because of increased local revenues from FY25 and projected flat to reduced student factor. Federal sources of revenue are projected (based upon official allocations) to be flat from FY2025.

Expenditure Changes for 2025-2026:

Our expenditure plan includes all currently known obligations required for this fiscal year. The total decrease in our planned FY 2026 expenditures over the actual expenses for FY 2025 is \$448,089.16. The decreased budget is attributed to a reduction in one-time cost for various improvements and expenditures related to equipment. Expenditures could have been additional \$535,250.00 if additional employee stipends were to be eliminated. Because of the fund balance this should not be a consideration.

Fund Balance:

This budget projects a decrease in fund balance of \$2,045,000 for a total projected carryover of \$23,390,051.96. The EPS fund balance has assisted in withstanding the fluctuations in funding that have occurred across the state as our legislature has historically struggled to deal with stable sources of revenue. The EPS fund balance also allows the fully funded participation in the many federal programs that must be "front funded" with state and local dollars. With this projected decrease EPS is well positioned to withstand the unknown future funding of public education while maintaining funds for improvements to facilities and student learning.

Administrative Recommendation :

Your administration respectfully requests approval of our mid-term adjusted operating budget.

Board Action Required.

Enid Public Schools

Budget

FY 2026

BUDGET NARRATIVE

Introduction to governmental accounting:

The term fund, for the purpose of this discussion, is defined as an accounting entity that is required to maintain its own set of records. Enid Public Schools (EPS) currently operates 13 funds that fall into seven fund categories as detailed below. Each fund is given a two digit numerical designation by the Oklahoma Cost Accounting System, OCAS, which is the statutory classification system we are required to use for identifying and tracking all revenue and expenditures.

General Funds account for all financial resources of the local education agency (LEA) except those required to be accounted for in another fund.

11 General Fund: The largest fund providing for the general operating expenses.

Special Revenue Funds account for the proceeds of specific revenue sources (other than expendable trusts or major capital projects) that are legally restricted to expenditures for specified purposes.

21 Building Fund: Exists for the purpose of receiving the proceeds of a dedicated 5 mill tax levy provided for in the Oklahoma Constitution for the specified purpose of building, equipping, operating and maintaining school facilities.

25 Municipal Tax Levy Fund: Exists for the purpose of receiving the excess proceeds of the City of Enid sales tax dedicated partially to the benefit of schools located within city boundaries. Very few Oklahoma school districts are fortunate enough to have the benefit of such revenue. The specified purposes for the monies are essentially identical to the building fund. The last of the proceeds for fund 25 were received in March of 2018.

Capital Projects Funds account for financial resources used to acquire or construct major capital assets or facilities. A bond fund holds the proceeds from the sale of general obligation (G.O.) bonds from which all expenditures for bond projects are paid, as defined in 62 O.S. § 574.

31 2016 General Purpose Bond Fund: The bond fund referendum of 2016 provided for a series of bonds to be sold for the specific purpose of providing funding to retire debt incurred by the **Garfield County Education Facilities Authority** on behalf of the school district. This referendum also provided for some direct expenditure of bond proceeds on school renovation projects, but most of the authorized bond proceeds will be used to make lease-purchase payments to the 'authority', which is financing the majority of our Comprehensive Facilities Plan construction and renovations with revenue bonds. Those G.O. bond proceeds are deposited in Fund 39 described below. Fund 31 was used for direct payment of a portion of the renovation projects (primarily architect fees) and now has a small unencumbered balance (\$56,461.49).

34 2024 Transportation Bond Fund: The bond fund referendum of 2024 provided for a series of bonds to be sold for the specific purpose of providing funding to purchase school buses and other auxiliary transportation equipment. Like the 2016 General Purpose Bonds these are two-year issues, retired through the sinking fund and were scheduled to be issued in nine segments for \$300,000 each for a total of \$2,700,000. The bonds began issuance in June of 2024 and will continue annually until 2032. These funds have and will provided much-needed upgrades in our transportation fleet.

35 2024 General Purpose Bond Fund: A 2024 referendum provided for a series of bonds to be sold for the purpose of improving campus security (\$200,000) and student One to One Devices (\$700,000) (These are general obligation bonds of the school district.) Like the 2016 General Purpose Bonds these are two-year issues, retired through the sinking fund and were scheduled to be issued in nine segments for \$900,000 each for a total of \$8,100,000. The bonds began issuance in June of 2024 and will continue annually until 2032.

38 2010 Revenue-Lease Payment Bond Fund: Lease purchase payments to the **GCEFA** (the Authority) will be made from this fund. The 2010 bond referendum authorized the successive issuance and sale of a series of G.O. bonds to make lease purchase payments to the ‘authority’ through 2024 to retire the debt the **GCEFA** incurred on our behalf for our facilities. Fund 38 now has an unencumbered balance (\$568,675.30).

39 2016 Revenue-Lease Payment Bond Fund: Lease purchase payments to the **GCEFA** (the Authority) will be made from this fund. The 2016 bond referendum authorized the successive issuance and sale of a series of G.O. bonds to make lease purchase payments to the ‘authority’ through 2031 to retire the debt the **GCEFA** incurred on our behalf for our facilities.

Debt Service Funds account for the accumulation of resources for, and the payment of, general long-term debt, principal and interest.

41 Sinking Fund: The sinking fund consists of all money derived from ad valorem taxes or otherwise, as provided by law, for the payment of bonds and judgments and interest thereon. The sinking fund levy provides the funding for the district to ‘retire’ the G.O. bonds we are issuing to repay the **GCEFA**.

Endowment Funds account for the resources that are legally restricted to the extent that only earnings, and not principal, are used for purposes that support the school district’s programs.

50 Endowment Fund: The Board of Education acts as trustee for several irrevocable trusts that provide permanent endowments, most of which are designed to provide funding for scholarships to benefit Enid High School graduates.

School Activity Funds As defined in 70 O.S. § 5-129, the board of education of each school district shall exercise control over all funds on hand or hereafter received or collected, as herein provided, from students or other co-curricular and extracurricular activities conducted in the district. Such funds shall be deposited to the credit of the subaccount maintained for the benefit of the particular activity within the school activity funds.

60 School Activity Fund: This fund contains accounts for all eleven elementary schools, three middle, and Enid High School including for all campus’s organizations, clubs and activities, including numerous parent booster clubs providing financial assistance to certain teams or groups.

67 Activity Fund for Donations and Gifts: This fund is used to handle all financial transactions for expendable gifts and donations (as opposed to non-expendable endowments or trusts from which only interest proceeds are used).

Trust Funds Normally account for assets held by a school district in a trustee capacity or an agent for individuals, private organizations, other governmental units, and/or other funds. However, in this case the **Garfield County Education Facilities Authority** (the Garfield County Commissioners are trustees for the authority) has issued revenue bonds to finance most of our comprehensive facilities plan construction and renovation and will, in turn, lease those newly constructed or renovated facilities back to the district as we make lease-purchase payments from fund 38 and 39 above. This allows the Comprehensive Facilities Plan projects to be completed ‘up front’ even though their combined value far exceeds the school district’s debt limit, since the authority incurred the actual construction debt.

72 GCEFA 2016 Revenue Bond Fund: This fund is being utilized to track all of the construction and renovation projects financed on our behalf by the **Garfield County Education Facilities Authority** through their issuance of 2016 series revenue bonds deposited in trust at BOK, Tulsa and designated as our “Improvement Fund”. These are actually not our expenses, but the authority’s expenditures. Our expenses to acquire or re-acquire these facilities are recorded in Fund 39 as we make lease-purchase payments. The authority, in turn, uses lease-purchase payments to retire the debt (2016 revenue bonds) they have incurred on our behalf.

General Fund Budget Considerations:

Each new fiscal year presents new financial challenges as we adjust to changing economic conditions and to federal and state mandates while at the same time strive to provide the very best education possible for the students of our community. The following are three major considerations to assist in understanding this year's primary operating budget.

1. **Revenue Changes for 2025-2026:**

Local revenue projections show a decrease in local ad-valorem sources of just under \$600,000. Intermediate (County) sources are stable, although we will receive a slightly smaller share of County 4-mill Tax this year due to our student population compared to the rest of the county. Initial Foundation and Incentive Aid Allocations show a decrease in "State Aid" of \$1,288,099.68 from our final FY 2025 allocation, due to a flat budget, increased chargeables, and a reduction of over 400 WADM from FY2025. Total revenue collections are project to be \$2,492,697.89 less than last year with the mid-term allocation to remain flat because of increased local revenues from FY25 and projected flat to reduced student factor. Federal sources of revenue are projected (based upon official allocations) to be flat from FY2025.

2. **Expenditure Changes for 2025-2026:**

Our expenditure plan includes all currently known obligations required for this fiscal year. The total decrease in our planned FY 2026 expenditures over the actual expenses for FY 2025 is \$448,089.16. The decreased budget is attributed to a reduction in one-time cost for various improvements and expenditures related to equipment. Expenditures could have been additional \$535,250.00 if additional employee stipends were to be eliminated. Because of the fund balance this should not be a consideration.

3. **Fund Balance:**

This budget projects a decrease in fund balance of \$2,045,000 for a total projected carryover of \$23,390,051.96. The EPS fund balance has assisted in withstanding the fluctuations in funding that have occurred across the state as our legislature has historically struggled to deal with stable sources of revenue. The EPS fund balance also allows the fully funded participation in the many federal programs that must be "front funded" with state and local dollars. With this projected decrease EPS is well positioned to withstand the unknown future funding of public education while maintaining funds for improvements to facilities and student learning.

SUMMARY

1. We will continue to monitor our revenues and expenditures each month.
2. We will resist making additional unplanned expenditures for 2025-2026.
3. We will work to maximize the efficient use of faculty and staff, at all grade levels. We will utilize attrition to assist us in streamlining faculty and staff all the while making every effort to minimize negative instructional program impact.
4. We will lobby our legislators to increase per capita funding levels of State Aid and avoid enacting any additional unfunded or partially funded mandates.
5. We will strive to maintain an adequate fund balance to allow us to continue to smoothly "forward fund" our numerous federal programs and withstand unforeseen economic fluctuations.

**STATE FOUNDATION AND INCENTIVE AID
25 YEAR HISTORY**

<u>Year</u>	<u>State Aid</u>	<u>Sal. Supp.*</u>	<u>Total</u>	<u>Change</u>
FY 2000	\$16,641,617.00	\$0.00	\$16,641,617.00	\$16,641,617.00
FY 2001	\$16,828,415.00	\$1,769,655.00	\$18,598,070.00	\$1,956,453.00
FY 2002	\$15,845,714.00	\$1,776,750.00	\$17,622,464.00	-\$975,606.00
FY 2003	\$14,787,522.00	\$1,505,458.00	\$16,292,980.00	-\$1,329,484.00
FY 2004	\$16,166,802.00	\$1,555,771.00	\$17,722,573.00	\$1,429,593.00
FY 2005	\$16,111,272.00	\$1,607,530.72	\$17,718,802.72	-\$3,770.28
FY 2006	\$17,802,310.00	\$0.00	\$17,802,310.00	\$83,507.28
FY 2007	\$18,673,820.00	\$1,543,141.00	\$20,216,961.00	\$2,414,651.00
FY 2008	\$21,442,468.00	\$0.00	\$21,442,468.00	\$1,225,507.00
FY 2009	\$22,749,704.00	\$0.00	\$22,749,704.00	\$1,307,236.00
		ARRA Stimulus		
FY 2010	\$20,726,097.00	\$2,203,918.00	\$22,930,015.00	\$180,311.00
FY 2011	\$21,204,255.00	\$1,520,545.00	\$22,724,800.00	-\$205,215.00
FY 2012	\$21,897,921.00	\$0.00	\$21,897,921.00	-\$826,879.00
FY 2013	\$23,692,829.00	\$0.00	\$23,692,829.00	\$1,794,908.00
FY 2014	\$24,761,708.00	\$0.00	\$24,761,708.00	\$1,068,879.00
FY 2015	\$25,538,510.00	\$0.00	\$25,538,510.00	\$776,802.00
FY 2016	\$24,651,316.00	\$0.00	\$24,651,316.00	-\$887,194.00
FY 2017	\$24,717,767.00	\$0.00	\$24,717,767.00	\$66,451.00
FY 2018	\$23,593,457.00	\$0.00	\$23,593,457.00	-\$1,124,310.00
FY 2019	\$28,992,127.00	\$0.00	\$28,992,127.00	\$5,398,670.00
FY 2020	\$30,239,857.00	\$0.00	\$30,239,857.00	\$1,247,730.00
FY 2021	\$27,040,088.22	\$0.00	\$27,040,088.22	-\$3,199,768.78
FY2022	\$29,796,391.74	\$0.00	\$29,796,391.74	\$2,756,303.52
FY2023	\$30,170,749.49	\$0.00	\$30,170,749.49	\$374,357.75
FY2024	\$35,728,436.00	\$0.00	\$35,728,436.00	\$5,932,044.26
FY2025	\$35,618,433.90	\$0.00	\$35,618,433.90	-\$110,002.10
FY2026	\$34,330,334.22	\$0.00	\$34,330,334.22	-\$1,288,099.68

The FY 2026 projection is based on the Initial allocation released by the SDE in August. Our ADM growth has moved to a decrease and our FY 2026 State Aid allocation is now based on our FY 2025 WADM. If we continue on this decline in student population we can expect further State Aid decreases as current statute allows the use of the highest of the current and previous years' WADM.

Revenue FY 2026 and Two Previous Years

REVENUES	(Largest Source) FY 2025	FY 2024 Actual	% of Total	FY 2025 Actual	% of Total	FY 2026 Projected	% of Total
Local (1000 Series)	Local Ad Valorem Tax: \$13M	\$15,184,644.34	14.5%	\$15,506,475.84	15.1%	\$14,900,000.00	14.8%
Intermediate (2000 Series)	County 4 Mill Tax: \$2.2M	\$2,534,616.86	2.4%	\$2,453,665.32	2.4%	\$2,400,000.00	2.4%
State (3000 Series)	State Formula Aid: \$34.3M	\$49,791,892.67	47.6%	\$49,368,214.13	47.9%	\$47,850,000.00	47.6%
Federal (4000 Series)	School Lunch: \$3.4M	\$14,612,207.87	14.0%	\$9,594,328.65	9.3%	\$9,600,000.00	9.6%
Non-Revenue (5000 Series)	Activity Reimbursements: \$200K	\$747,586.71	0.7%	\$731,047.55	0.7%	\$300,000.00	0.3%
Other (6000 Series)	Other Fund Balance: \$25M	\$21,701,615.12	20.8%	\$25,324,486.00	24.6%	\$25,435,519.60	25.3%
REVENUE TOTALS		\$104,572,563.57	100%	\$102,978,217.49	100%	\$100,485,519.60	100%

Revenue Categories

Local - includes Ad Valorem taxes and all other local collections

Intermediate - includes county 4-mill taxes and any other county collection

State - includes state grants and foundation state aid

Federal - includes numerous federal grant sources

Non-Revenue - includes transfers from other funds and refunds

Other - includes prior year carry-over / fund balance

EXPENDITURES FY 2026 and Two Previous Years

EXPENDITURES	FY 2024 Actual	% of Totals	FY2025 Actual	% of Totals	FY 2026 Projected	% of Totals
Total Instruction - 1000 Series	\$40,474,318.87	50.9%	\$40,646,517.17	52.4%	\$40,300,000.00	52.3%
Supp Svcs - Students - 2100 Series	\$5,995,188.34	7.5%	\$6,427,842.92	8.3%	\$6,550,000.00	8.5%
Supp Svcs - Instr Staff - 2200 Series	\$4,843,369.68	6.1%	\$4,749,076.49	6.1%	\$4,250,000.00	5.5%
Supp Svcs - General Adm. - 2300 Series	\$644,105.34	0.8%	\$598,594.55	0.8%	\$600,000.00	0.8%
Supp Svcs - School Admin - 2400 Series	\$4,316,544.64	5.4%	\$4,179,760.12	5.4%	\$4,270,000.00	5.5%
Central Services - 2500 Series	\$2,406,805.16	3.0%	\$2,037,157.99	2.6%	\$2,200,000.00	2.9%
Operation & Mainten Of Plant- 2600 Series	\$9,731,719.10	12.2%	\$9,010,323.28	11.6%	\$9,100,000.00	11.8%
Student Transportation Svcs - 2700 Series	\$3,659,216.95	4.6%	\$2,269,273.37	2.9%	\$2,350,000.00	3.0%
Child Nutrition Programs Oper - 3100 Series	\$6,109,743.22	7.7%	\$6,151,944.77	7.9%	\$6,175,000.00	8.0%
Community Services Oper - 3300 Series	\$1,199,211.43	1.5%	\$1,247,390.00	1.6%	\$1,100,000.00	1.4%
All Other Services	\$144,460.08	0.2%	\$225,208.50	0.3%	\$200,000.00	0.3%
EXPENDITURE TOTALS	\$79,524,682.81	100%	\$77,543,089.16	100%	\$77,095,000.00	100%

Total Instruction - includes all direct classroom instructional expenses

Supp Svcs - Students - includes counseling, testing and student activities expenses

Supp Svcs - Instructional Staff - includes libraries, curriculum development and professional development for instructional staff

Supp Svcs - General Adm. - includes the Board of Education, superintendent and legal expenses

Supp Svcs - School Admin. - includes building level instructional leadership (principals)

Central Services - includes the business office, payroll, purchasing and distributing supplies, public information, professional development for noninstructional staff, personnel office

Operation and Maintenance of Plant - includes custodians, maintenance & utility costs

Student Transportation Svcs - includes all costs connected with transporting students

Supp Svcs - Central - includes accreditation, research, recruiting and community relations costs

Child Nutrition Programs Oper - this is an essentially self supporting school breakfast & lunch program

Community Services Oper - This is EPS CARES employee daycare

Other - includes a wide variety of unrelated activities from debt service to parental support and required reserves for workers' compensation premiums

* Note: Most of this is contingency expenses that will be spread out over other expenditure classes (primarily 1000 series) as expenses can be accrued properly. i.e. workers' comp. premiums are distributed to the proper functions after all payrolls are run

HISTORY OF REVENUES VS. EXPENDITURES

GENERAL FUND

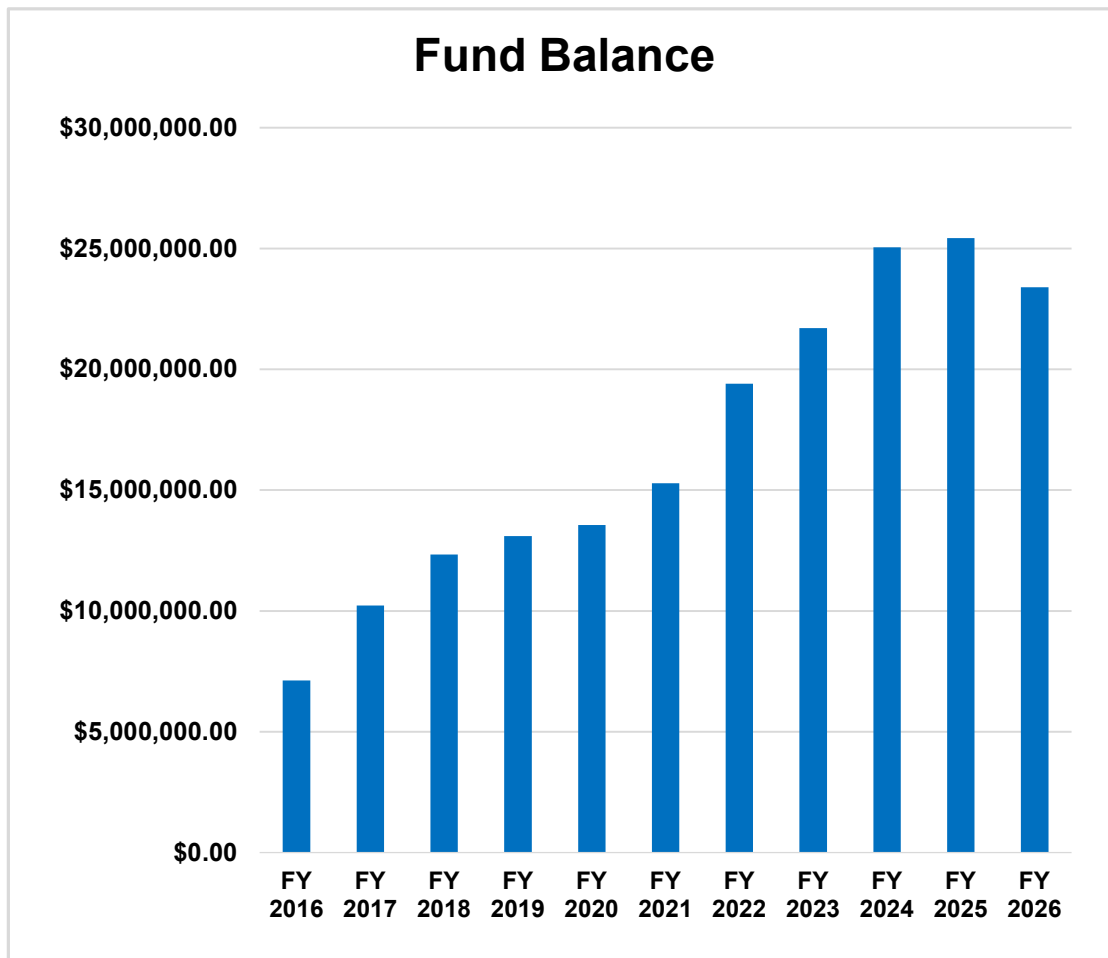
Year	Revenues	Expenditures	Change in F/B	Fund Balance	
2005-2006	\$43,521,620.97	\$41,392,208.63	-\$1,248,345.06	\$2,129,412.34	
2006-2007	\$45,334,505.50	\$43,509,764.38	-\$594,671.42	\$1,534,740.92	
2007-2008	\$46,811,841.84	\$44,583,793.96	\$1,039,453.06	\$2,574,193.98	
2008-2009	\$50,694,499.69	\$45,659,712.82	\$2,460,592.89	\$5,034,786.87	% of Rev
2009-2010	\$52,694,283.18	\$48,143,509.67	-\$484,013.36	\$4,550,773.51	8.64%
2010-2011	\$53,911,837.89	\$46,599,873.40	\$2,761,190.98	\$7,311,964.49	13.56%
2011-2012	\$61,178,884.86	\$51,693,082.07	\$2,832,026.49	\$10,143,990.98	16.58%
2012-2013	\$62,263,357.23	\$54,123,849.16	-\$1,381,543.06	\$8,762,447.92	14.07%
2013-2014	\$63,768,588.11	\$56,194,973.78	-\$1,080,002.82	\$7,682,445.10	12.05%
2014-2015	\$64,388,924.24	\$57,655,518.56	-\$394,223.66	\$7,288,221.44 *	11.32%
2015-2016	\$64,825,416.93	\$58,061,128.49	-\$168,264.72	\$7,119,956.72 *	10.98%
2016-2017	\$64,081,903.93	\$54,402,781.39	\$3,103,690.73	\$10,223,647.45 *	15.95%
2017-2018	\$67,160,044.07	\$54,820,359.93	\$2,116,036.69	\$12,339,684.14 *	18.37%
2018-2019	\$77,305,244.34	\$63,691,974.30	\$1,273,585.90	\$13,613,270.04 *	17.61%
2019-2020	\$78,866,301.47	\$65,315,127.01	-\$62,095.58	\$13,551,174.46 *	17.18%
2020-2021	\$80,804,480.47	\$65,519,300.40	\$1,734,005.61	\$15,285,180.07 *	18.92%
2021-2022	\$91,136,732.65	\$71,746,191.96	\$4,105,360.62	\$19,390,540.69 *	21.28%
2022-2023	\$94,857,701.11	\$73,488,494.06	\$1,978,666.36	\$21,369,207.05 *	22.53%
2023-2024	\$104,572,563.57	\$79,524,682.81	\$3,678,673.71	\$25,047,880.76 *	23.95%
2024-2025	\$102,978,217.49	\$77,543,089.16	\$387,247.57	\$25,435,128.33 *	24.70%
2025-2026	\$100,485,519.60	\$77,095,000.00	-\$2,044,608.73	\$23,390,519.60 projected	23.28%

* Includes prior year lapsed appropriations

10 Year Fund Balance and Current Fund Balance Projection

Year	Fund Balance	
FY 2016	\$7,119,956.72	
FY 2017	\$10,223,647.45	
FY 2018	\$12,339,684.14	
FY 2019	\$13,101,270.04	
FY 2020	\$13,551,174.46	
FY 2021	\$15,290,118.20	
FY 2022	\$19,399,273.04	
FY 2023	\$21,701,615.12	
FY 2024	\$25,047,880.76	
FY 2025	\$25,435,128.33	
FY 2026	\$23,390,519.60	projected

\$512,000 T Mobile Grant not Calculated
 ESSER I and II One Time Funds
 ESSER II and III One Time Funds
 ESSER III One Time Funds
 ESSER III One Time Funds



FY 2026 State Aid Allocation Projection/Budget Summary

FY2025 State Aid	FY2026 State Aid Initial	Difference
\$35,618,433.90	\$34,325,698.67	-\$1,292,735.23

WADM 12,614.70

WADM 12,198.58

FY2025 Initial State Aid

\$35,345,662.61

FY26 Projected Revenue 11/01		\$100,485,519.60
FY26 Projected Expenditures		\$77,095,000.00
FY25 Revenue	\$102,978,217.49	
FY25 Expenditures	\$77,543,089.16	
FY25 Carryover + (FY24 Reserves)	\$25,435,519.60	
Projected FY26 Carryover		\$23,390,519.60
Decrease to Carryover Funds FY26 Projected		-\$2,045,000.00

Impact for FY25 Budget and Beyond

The cost of doing business for the school district continues to increase. New interactive boards need to be purchased, \$225,000. Spending will need to continue to be reduced as we are looking at reduced student enrollment numbers. Expenditures need to stabilize somewhere between \$74,000,000 and \$76,500,000 for all expenditures to stabilize the budget for the longterm.

Key Factors for funding and budget stabilization

1. Staffing evaluation for reduced student WADM. Evaluate every open position for need.
2. Begin a reduction in one time expenditures and take care of most needed improvements within FY26.

Enid Public Schools

Budget

FY 2026

BUDGET NARRATIVE

Introduction to governmental accounting:

The term fund, for the purpose of this discussion, is defined as an accounting entity that is required to maintain its own set of records. Enid Public Schools (EPS) currently operates 13 funds that fall into seven fund categories as detailed below. Each fund is given a two digit numerical designation by the Oklahoma Cost Accounting System, OCAS, which is the statutory classification system we are required to use for identifying and tracking all revenue and expenditures.

General Funds account for all financial resources of the local education agency (LEA) except those required to be accounted for in another fund.

11 General Fund: The largest fund providing for the general operating expenses.

Special Revenue Funds account for the proceeds of specific revenue sources (other than expendable trusts or major capital projects) that are legally restricted to expenditures for specified purposes.

21 Building Fund: Exists for the purpose of receiving the proceeds of a dedicated 5 mill tax levy provided for in the Oklahoma Constitution for the specified purpose of building, equipping, operating and maintaining school facilities.

25 Municipal Tax Levy Fund: Exists for the purpose of receiving the excess proceeds of the City of Enid sales tax dedicated partially to the benefit of schools located within city boundaries. Very few Oklahoma school districts are fortunate enough to have the benefit of such revenue. The specified purposes for the monies are essentially identical to the building fund. The last of the proceeds for fund 25 were received in March of 2018.

Capital Projects Funds account for financial resources used to acquire or construct major capital assets or facilities. A bond fund holds the proceeds from the sale of general obligation (G.O.) bonds from which all expenditures for bond projects are paid, as defined in 62 O.S. § 574.

31 2016 General Purpose Bond Fund: The bond fund referendum of 2016 provided for a series of bonds to be sold for the specific purpose of providing funding to retire debt incurred by the **Garfield County Education Facilities Authority** on behalf of the school district. This referendum also provided for some direct expenditure of bond proceeds on school renovation projects, but most of the authorized bond proceeds will be used to make lease-purchase payments to the 'authority', which is financing the majority of our Comprehensive Facilities Plan construction and renovations with revenue bonds. Those G.O. bond proceeds are deposited in Fund 39 described below. Fund 31 was used for direct payment of a portion of the renovation projects (primarily architect fees) and now has a small unencumbered balance (\$56,461.49).

34 2024 Transportation Bond Fund: The bond fund referendum of 2024 provided for a series of bonds to be sold for the specific purpose of providing funding to purchase school buses and other auxiliary transportation equipment. Like the 2016 General Purpose Bonds these are two-year issues, retired through the sinking fund and were scheduled to be issued in nine segments for \$300,000 each for a total of \$2,700,000. The bonds began issuance in June of 2024 and will continue annually until 2032. These funds have and will provided much-needed upgrades in our transportation fleet.

35 2024 General Purpose Bond Fund: A 2024 referendum provided for a series of bonds to be sold for the purpose of improving campus security (\$200,000) and student One to One Devices (\$700,000) (These are general obligation bonds of the school district.) Like the 2016 General Purpose Bonds these are two-year issues, retired through the sinking fund and were scheduled to be issued in nine segments for \$900,000 each for a total of \$8,100,000. The bonds began issuance in June of 2024 and will continue annually until 2032.

38 2010 Revenue-Lease Payment Bond Fund: Lease purchase payments to the **GCEFA** (the Authority) will be made from this fund. The 2010 bond referendum authorized the successive issuance and sale of a series of G.O. bonds to make lease purchase payments to the ‘authority’ through 2024 to retire the debt the **GCEFA** incurred on our behalf for our facilities. Fund 38 now has an unencumbered balance (\$568,675.30).

39 2016 Revenue-Lease Payment Bond Fund: Lease purchase payments to the **GCEFA** (the Authority) will be made from this fund. The 2016 bond referendum authorized the successive issuance and sale of a series of G.O. bonds to make lease purchase payments to the ‘authority’ through 2031 to retire the debt the **GCEFA** incurred on our behalf for our facilities.

Debt Service Funds account for the accumulation of resources for, and the payment of, general long-term debt, principal and interest.

41 Sinking Fund: The sinking fund consists of all money derived from ad valorem taxes or otherwise, as provided by law, for the payment of bonds and judgments and interest thereon. The sinking fund levy provides the funding for the district to ‘retire’ the G.O. bonds we are issuing to repay the **GCEFA**.

Endowment Funds account for the resources that are legally restricted to the extent that only earnings, and not principal, are used for purposes that support the school district’s programs.

50 Endowment Fund: The Board of Education acts as trustee for several irrevocable trusts that provide permanent endowments, most of which are designed to provide funding for scholarships to benefit Enid High School graduates.

School Activity Funds As defined in 70 O.S. § 5-129, the board of education of each school district shall exercise control over all funds on hand or hereafter received or collected, as herein provided, from students or other co-curricular and extracurricular activities conducted in the district. Such funds shall be deposited to the credit of the subaccount maintained for the benefit of the particular activity within the school activity funds.

60 School Activity Fund: This fund contains accounts for all eleven elementary schools, three middle, and Enid High School including for all campus’s organizations, clubs and activities, including numerous parent booster clubs providing financial assistance to certain teams or groups.

67 Activity Fund for Donations and Gifts: This fund is used to handle all financial transactions for expendable gifts and donations (as opposed to non-expendable endowments or trusts from which only interest proceeds are used).

Trust Funds Normally account for assets held by a school district in a trustee capacity or an agent for individuals, private organizations, other governmental units, and/or other funds. However, in this case the **Garfield County Education Facilities Authority** (the Garfield County Commissioners are trustees for the authority) has issued revenue bonds to finance most of our comprehensive facilities plan construction and renovation and will, in turn, lease those newly constructed or renovated facilities back to the district as we make lease-purchase payments from fund 38 and 39 above. This allows the Comprehensive Facilities Plan projects to be completed ‘up front’ even though their combined value far exceeds the school district’s debt limit, since the authority incurred the actual construction debt.

72 GCEFA 2016 Revenue Bond Fund: This fund is being utilized to track all of the construction and renovation projects financed on our behalf by the **Garfield County Education Facilities Authority** through their issuance of 2016 series revenue bonds deposited in trust at BOK, Tulsa and designated as our “Improvement Fund”. These are actually not our expenses, but the authority’s expenditures. Our expenses to acquire or re-acquire these facilities are recorded in Fund 39 as we make lease-purchase payments. The authority, in turn, uses lease-purchase payments to retire the debt (2016 revenue bonds) they have incurred on our behalf.

General Fund Budget Considerations:

Each new fiscal year presents new financial challenges as we adjust to changing economic conditions and to federal and state mandates while at the same time strive to provide the very best education possible for the students of our community. The following are three major considerations to assist in understanding this year's primary operating budget.

1. **Revenue Changes for 2025-2026:**

Local revenue projections show a decrease in local ad-valorem sources of just under \$600,000. Intermediate (County) sources are stable, although we will receive a slightly smaller share of County 4-mill Tax this year due to our student population compared to the rest of the county. Initial Foundation and Incentive Aid Allocations show a decrease in "State Aid" of \$1,288,099.68 from our final FY 2025 allocation, due to a flat budget, increased chargeables, and a reduction of over 400 WADM from FY2025. Total revenue collections are project to be \$2,492,697.89 less than last year with the mid-term allocation to remain flat because of increased local revenues from FY25 and projected flat to reduced student factor. Federal sources of revenue are projected (based upon official allocations) to be flat from FY2025.

2. **Expenditure Changes for 2025-2026:**

Our expenditure plan includes all currently known obligations required for this fiscal year. The total decrease in our planned FY 2026 expenditures over the actual expenses for FY 2025 is \$448,089.16. The decreased budget is attributed to a reduction in one-time cost for various improvements and expenditures related to equipment. Expenditures could have been additional \$535,250.00 if additional employee stipends were to be eliminated. Because of the fund balance this should not be a consideration.

3. **Fund Balance:**

This budget projects a decrease in fund balance of \$2,045,000 for a total projected carryover of \$23,390,051.96. The EPS fund balance has assisted in withstanding the fluctuations in funding that have occurred across the state as our legislature has historically struggled to deal with stable sources of revenue. The EPS fund balance also allows the fully funded participation in the many federal programs that must be "front funded" with state and local dollars. With this projected decrease EPS is well positioned to withstand the unknown future funding of public education while maintaining funds for improvements to facilities and student learning.

SUMMARY

1. We will continue to monitor our revenues and expenditures each month.
2. We will resist making additional unplanned expenditures for 2025-2026.
3. We will work to maximize the efficient use of faculty and staff, at all grade levels. We will utilize attrition to assist us in streamlining faculty and staff all the while making every effort to minimize negative instructional program impact.
4. We will lobby our legislators to increase per capita funding levels of State Aid and avoid enacting any additional unfunded or partially funded mandates.
5. We will strive to maintain an adequate fund balance to allow us to continue to smoothly "forward fund" our numerous federal programs and withstand unforeseen economic fluctuations.

General Fund

11

FY 2026

Historical Comparison of Assessed Valuation

Category	FY2012	FY2013	FY2014	FY2015	FY2016
Personal	\$42,799,562.00	\$48,759,840.00	\$ 50,253,481.00	\$ 45,425,137.00	\$ 52,550,956.00
Real Estate	\$190,822,478.00	\$196,534,337.00	\$ 203,578,029.00	\$ 209,998,149.00	\$ 218,918,058.00
Public Service	\$15,014,718.00	\$14,418,590.00	\$ 13,651,187.00	\$ 13,162,966.00	\$ 13,639,885.00
TOTAL	\$248,636,758.00	\$259,712,767.00	\$ 267,482,697.00	\$ 268,586,252.00	\$ 285,108,899.00
Homestead	-\$10,256,098.00	-\$10,153,320.00	-\$10,077,473.00	-\$10,054,206.00	-\$10,137,435.00
DAV Exemp.					
NET TOTAL	\$238,380,660.00	\$249,559,447.00	\$ 257,405,224.00	\$ 258,532,046.00	\$ 274,971,464.00
Net Change	\$18,763,475.00	\$11,178,787.00	\$ 7,845,777.00	\$ 1,126,822.00	\$ 2,779,194.00
County Wide	\$440,886,899.00	\$472,173,534.00	\$ 532,022,394.00	\$ 549,909,495.00	\$ 587,929,345.00

Category	FY2017	FY2018	FY2019	FY2020	FY2021
Personal	\$ 47,185,159.00	\$ 49,929,380.00	\$47,062,149.00	\$43,736,970.00	\$44,105,600.00
Real Estate	\$ 226,943,645.00	\$ 240,538,587.00	\$250,735,884.00	\$261,253,257.00	\$270,114,306.00
Public Service	\$ 13,765,033.00	\$ 14,819,211.00	\$15,040,436.00	\$15,130,277.00	\$15,813,252.00
TOTAL	\$ 287,893,837.00	\$ 305,287,187.00	\$312,838,469.00	\$320,120,504.00	\$330,033,158.00
Homestead	-\$10,143,179.00	-\$7,655,870.00	-\$8,075,400.00	-\$8,173,169.00	-\$8,041,716.00
DAV Exemp.				-\$2,363,980.00	-\$2,789,028.00
NET TOTAL	\$ 277,750,658.00	\$ 295,735,700.00	\$302,632,077.00	\$309,583,355.00	\$319,202,414.00
Net Change	\$ 2,779,194.00	\$ 17,985,042.00	\$6,896,377.00	\$6,951,278.00	\$9,619,059.00
County Wide	\$ 590,324,012.00	\$ 649,362,956.00	\$671,273,909.00	\$721,237,817.00	\$751,611,773.00

Category	FY2022	FY2023	FY2024	FY2025	FY2026
Personal	\$45,472,686.00	\$44,575,892.00	\$40,369,841.00	\$44,825,419.00	\$49,596,419.00
Real Estate	\$277,116,821.00	\$285,715,612.00	\$299,446,459.00	\$310,032,988.00	\$320,690,286.00
Public Service	\$17,282,965.00	\$17,209,120.00	\$17,533,850.00	\$17,902,036.00	\$16,887,361.00
TOTAL	\$339,872,472.00	\$347,500,624.00	\$357,350,150.00	\$372,760,443.00	\$387,174,066.00
Homestead	-\$7,934,566.00	-\$7,840,189.00	-\$7,737,403.00	-\$7,623,293.00	\$7,535,671.00
DAV Exemp.	-\$3,320,171.00	-\$3,768,049.00	-\$4,563,839.00	-\$5,387,547.00	-\$6,144,749.00
NET TOTAL	\$328,617,735.00	\$335,892,386.00	\$345,048,908.00	\$359,749,603.00	\$373,493,646.00
Net Change	\$9,415,321.00	\$7,274,651.00	\$9,156,522.00	\$14,700,695.00	\$13,744,043.00
County Wide	\$777,131,256.00	\$777,238,244.00	\$753,395,529.00	\$756,521,093.00	\$802,744,609.00

* NOTE: Garfield County voters approved removal of personal household and livestock; millages were adjusted to be revenue neutral.

History of Assessed Valuation
General Fund Ad Valorem Taxes
20 Year History

Year	Total A/V	FY	A/V % Change	Taxes Collected	%Collected
2006	\$173,221,835.00	05-06	1.68%	\$6,162,237.12	96.51%
2007	\$180,879,893.00	06-07	4.23%	\$6,442,122.97	96.62%
2008	\$191,761,544.00	07-08	5.67%	\$6,908,656.81	97.74%
2009	\$202,392,578.00	08-09	5.54%	\$7,309,854.96	97.98%
2010	\$217,133,149.00	09-10	7.28%	\$7,801,342.03	97.47%
2011	\$219,985,547.00	10-11	1.31%	\$7,967,300.09	98.42%
2012	\$238,380,660.00	11-12	8.36%	\$8,620,889.25	98.11%
2013	\$249,559,447.00	12-13	4.69%	\$9,019,077.92	98.05%
2014	\$257,405,224.00	13-14	3.14%	\$9,332,046.34	98.36%
2015	\$ 258,531,046.00	14-15	0.44%	\$9,344,042.53	98.05%
2016	\$ 274,971,464.00	15-16	6.36%	\$9,937,818.91	98.05%
2017	\$ 277,750,658.00	16-17	1.01%	\$10,065,673.73	98.32%
2018	\$ 295,735,700.00	17-18	6.48%	\$10,623,166.64	97.45%
2019	\$ 302,632,077.00	18-19	2.33%	\$10,834,748.30	97.13%
2020	\$309,583,355.00	19-20	2.30%	\$11,038,989.45	96.74%
2021	\$319,202,414.00	20-21	3.11%	\$11,283,086.54	95.90%
2022	\$328,617,735.00	21-22	2.95%	\$11,574,630.45	95.56%
2023	\$335,892,386.00	22-23	2.21%	\$11,842,051.23	95.65%
2024	\$345,048,908.00	23-24	2.73%	\$12,385,579.00	97.38%
2025	\$359,749,603.00	24-25	4.26%	\$12,824,573.28	96.71%
2026	\$373,493,646.00	25-26	3.82%	\$13,000,000.00 Projected	94.43% Projected
					AVG 97.31%

**General Fund
Ad Valorem Calculations
FY 2026
Local Support Levies**

1.	Certified Assessed Valuation	\$373,493,646.00
2.	Mills approved by Excise Board	0.03686
3.	Use Conservative Average Collection Rate	0.9500
4.	Calculations	
	a. $\$373493646 \times 0.03686 \times .95 =$	<u>\$13,078,627.00</u>
	b. Budget Amount =	\$13,000,000.00

Note: Collected FY 2025	\$ 12,824,573.28
Projected FY 2026	<u>\$13,000,000.00</u>
	\$ 175,426.72

**STATE FOUNDATION AND INCENTIVE AID
25 YEAR HISTORY**

<u>Year</u>	<u>State Aid</u>	<u>Sal. Supp.*</u>	<u>Total</u>	<u>Change</u>
FY 2000	\$16,641,617.00	\$0.00	\$16,641,617.00	\$16,641,617.00
FY 2001	\$16,828,415.00	\$1,769,655.00	\$18,598,070.00	\$1,956,453.00
FY 2002	\$15,845,714.00	\$1,776,750.00	\$17,622,464.00	-\$975,606.00
FY 2003	\$14,787,522.00	\$1,505,458.00	\$16,292,980.00	-\$1,329,484.00
FY 2004	\$16,166,802.00	\$1,555,771.00	\$17,722,573.00	\$1,429,593.00
FY 2005	\$16,111,272.00	\$1,607,530.72	\$17,718,802.72	-\$3,770.28
FY 2006	\$17,802,310.00	\$0.00	\$17,802,310.00	\$83,507.28
FY 2007	\$18,673,820.00	\$1,543,141.00	\$20,216,961.00	\$2,414,651.00
FY 2008	\$21,442,468.00	\$0.00	\$21,442,468.00	\$1,225,507.00
FY 2009	\$22,749,704.00	\$0.00	\$22,749,704.00	\$1,307,236.00
		ARRA Stimulus		
FY 2010	\$20,726,097.00	\$2,203,918.00	\$22,930,015.00	\$180,311.00
FY 2011	\$21,204,255.00	\$1,520,545.00	\$22,724,800.00	-\$205,215.00
FY 2012	\$21,897,921.00	\$0.00	\$21,897,921.00	-\$826,879.00
FY 2013	\$23,692,829.00	\$0.00	\$23,692,829.00	\$1,794,908.00
FY 2014	\$24,761,708.00	\$0.00	\$24,761,708.00	\$1,068,879.00
FY 2015	\$25,538,510.00	\$0.00	\$25,538,510.00	\$776,802.00
FY 2016	\$24,651,316.00	\$0.00	\$24,651,316.00	-\$887,194.00
FY 2017	\$24,717,767.00	\$0.00	\$24,717,767.00	\$66,451.00
FY 2018	\$23,593,457.00	\$0.00	\$23,593,457.00	-\$1,124,310.00
FY 2019	\$28,992,127.00	\$0.00	\$28,992,127.00	\$5,398,670.00
FY 2020	\$30,239,857.00	\$0.00	\$30,239,857.00	\$1,247,730.00
FY 2021	\$27,040,088.22	\$0.00	\$27,040,088.22	-\$3,199,768.78
FY2022	\$29,796,391.74	\$0.00	\$29,796,391.74	\$2,756,303.52
FY2023	\$30,170,749.49	\$0.00	\$30,170,749.49	\$374,357.75
FY2024	\$35,728,436.00	\$0.00	\$35,728,436.00	\$5,932,044.26
FY2025	\$35,618,433.90	\$0.00	\$35,618,433.90	-\$110,002.10
FY2026	\$34,330,334.22	\$0.00	\$34,330,334.22	-\$1,288,099.68

The FY 2026 projection is based on the Initial allocation released by the SDE in August. Our ADM growth has moved to a decrease and our FY 2026 State Aid allocation is now based on our FY 2025 WADM. If we continue on this decline in student population we can expect further State Aid decreases as current statute allows the use of the highest of the current and previous years' WADM.

HISTORY OF REVENUES VS. EXPENDITURES

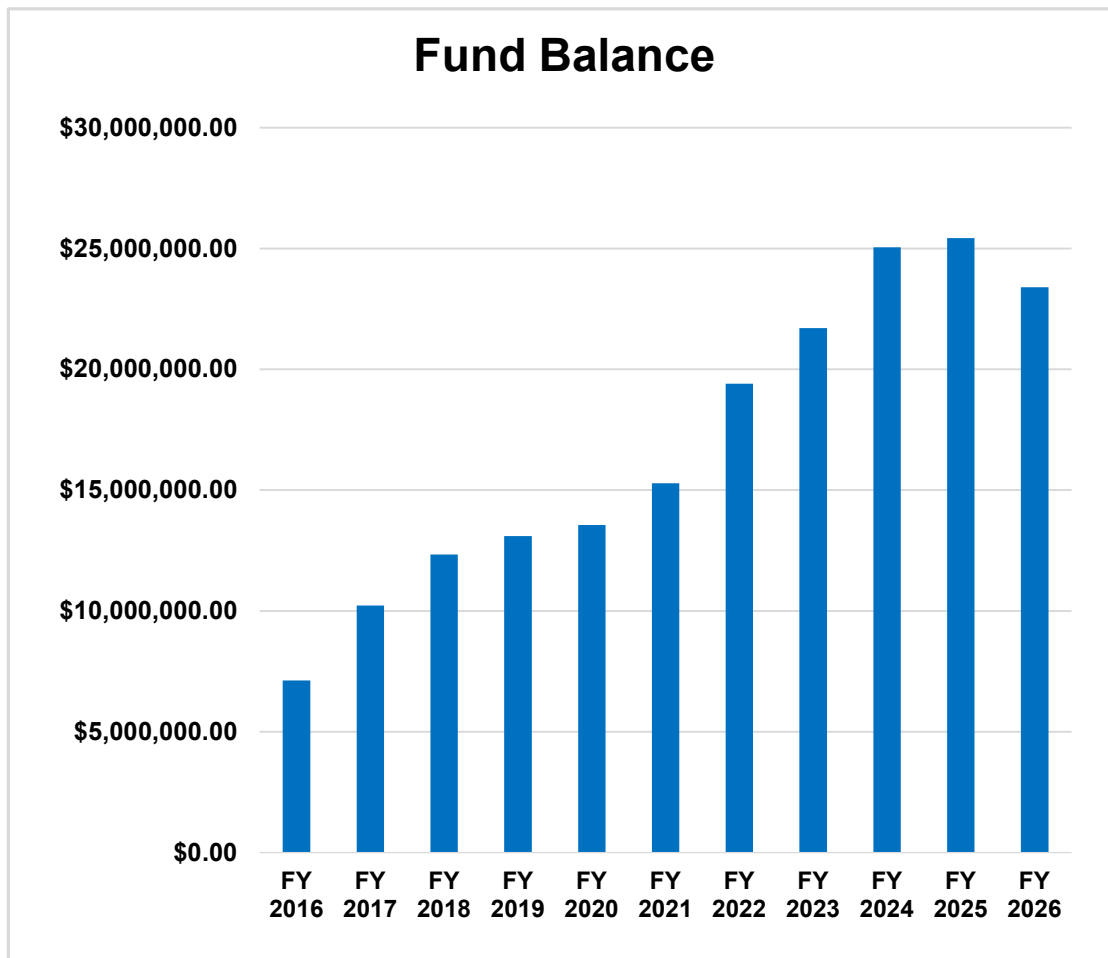
GENERAL FUND

Year	Revenues	Expenditures	Change in F/B	Fund Balance	
2005-2006	\$43,521,620.97	\$41,392,208.63	-\$1,248,345.06	\$2,129,412.34	
2006-2007	\$45,334,505.50	\$43,509,764.38	-\$594,671.42	\$1,534,740.92	
2007-2008	\$46,811,841.84	\$44,583,793.96	\$1,039,453.06	\$2,574,193.98	
2008-2009	\$50,694,499.69	\$45,659,712.82	\$2,460,592.89	\$5,034,786.87	% of Rev
2009-2010	\$52,694,283.18	\$48,143,509.67	-\$484,013.36	\$4,550,773.51	8.64%
2010-2011	\$53,911,837.89	\$46,599,873.40	\$2,761,190.98	\$7,311,964.49	13.56%
2011-2012	\$61,178,884.86	\$51,693,082.07	\$2,832,026.49	\$10,143,990.98	16.58%
2012-2013	\$62,263,357.23	\$54,123,849.16	-\$1,381,543.06	\$8,762,447.92	14.07%
2013-2014	\$63,768,588.11	\$56,194,973.78	-\$1,080,002.82	\$7,682,445.10	12.05%
2014-2015	\$64,388,924.24	\$57,655,518.56	-\$394,223.66	\$7,288,221.44 *	11.32%
2015-2016	\$64,825,416.93	\$58,061,128.49	-\$168,264.72	\$7,119,956.72 *	10.98%
2016-2017	\$64,081,903.93	\$54,402,781.39	\$3,103,690.73	\$10,223,647.45 *	15.95%
2017-2018	\$67,160,044.07	\$54,820,359.93	\$2,116,036.69	\$12,339,684.14 *	18.37%
2018-2019	\$77,305,244.34	\$63,691,974.30	\$1,273,585.90	\$13,613,270.04 *	17.61%
2019-2020	\$78,866,301.47	\$65,315,127.01	-\$62,095.58	\$13,551,174.46 *	17.18%
2020-2021	\$80,804,480.47	\$65,519,300.40	\$1,734,005.61	\$15,285,180.07 *	18.92%
2021-2022	\$91,136,732.65	\$71,746,191.96	\$4,105,360.62	\$19,390,540.69 *	21.28%
2022-2023	\$94,857,701.11	\$73,488,494.06	\$1,978,666.36	\$21,369,207.05 *	22.53%
2023-2024	\$104,572,563.57	\$79,524,682.81	\$3,678,673.71	\$25,047,880.76 *	23.95%
2024-2025	\$102,978,217.49	\$77,543,089.16	\$387,247.57	\$25,435,128.33 *	24.70%
2025-2026	\$100,485,519.60	\$77,095,000.00	-\$2,044,608.73	\$23,390,519.60 projected	23.28%

* Includes prior year lapsed appropriations

10 Year Fund Balance and Current Fund Balance Projection

Year	Fund Balance	
FY 2016	\$7,119,956.72	
FY 2017	\$10,223,647.45	
FY 2018	\$12,339,684.14	
FY 2019	\$13,101,270.04	
FY 2020	\$13,551,174.46	\$512,000 T Mobile Grant not Calculated
FY 2021	\$15,290,118.20	ESSER I and II One Time Funds
FY 2022	\$19,399,273.04	ESSER II and III One Time Funds
FY 2023	\$21,701,615.12	ESSER III One Time Funds
FY 2024	\$25,047,880.76	ESSER III One Time Funds
FY 2025	\$25,435,128.33	
FY 2026	\$23,390,519.60	projected



State Statute Title 70, Chapter 1, Section 18-200.1

FY 26 General Fund Projected Revenue	\$100,485,519.60	
17% of Projected GF	\$17,082,538.33	+
FY 26 Federal Revenue Projected	\$9,600,000.00	+
EPS Allowable Carryover at 17%	\$26,682,538.33	=

GENERAL FUND CARRYOVER PENALTY

Title 70, Chapter 1, Section 18-200.1

G. 1. Notwithstanding the provisions of Section 18-112.2 of this title, a school district shall have its State Aid reduced by an amount equal to the amount of carryover in the general fund of the district as of June 30 of the preceding year, that is in excess of the following standards for two (2) consecutive years.”

2. By February 1 the State Department of Education shall send by certified mail, with return receipt requested, to each School District Superintendent, Auditor and Regional Accreditation Officer a notice of and calculation sheet reflecting the general fund balance penalty to be assessed against that school district. Calculation of the general fund balance penalty shall not include federal revenue. Within thirty (30) days of receipt of this written notice the school district shall submit to the Department a written reply either accepting or protesting the penalty to be assessed against the district. If protesting, the school district shall submit with its reply the reasons for rejecting the calculations and documentation supporting those reasons. The Department shall review all school district penalty protest documentation and notify each district by March 15 of its finding and the final penalty to be assessed to each district. General fund balance penalties shall be assessed to all school districts by April 1.

3. Any school district which receives proceeds from a tax settlement or a Federal Emergency Management Agency settlement during the last two (2) months of the preceding fiscal year shall be exempt from the penalties assessed in this subsection, if the penalty would occur solely as a result of receiving funds from the tax settlement.

4. Any school district which receives an increase in State Aid because of a change in Foundation and/or Salary Incentive Aid factors during the last two (2) months of the preceding fiscal year shall be exempt from the penalties assessed in this subsection, if the penalty would occur solely as a result of receiving funds from the increase in State Aid.

5. If a school district does not receive Foundation and/or Salary Incentive Aid during the preceding fiscal year, the State Board of Education may waive the penalty assessed in this subsection if the penalty would result in a loss of more than forty percent (40%) of the remaining State Aid to be allocated to the school district between April 1 and the remainder of the school year and if the Board determines the penalty will cause the school district not to meet remaining financial obligations.

6. Any school district which receives gross production revenue apportionment during the 2002-2003 school year or in any subsequent school year that is greater than the gross production revenue apportionment of the preceding school year shall be exempt from the penalty assessed in this subsection, if the penalty would occur solely as a result of the gross production revenue apportionment, as determined by the State Board of Education.

7. Beginning July 1, 2003, school districts that participate in consolidation or annexation pursuant to the provisions of the Oklahoma School Voluntary Consolidation and Annexation Act shall be exempt from the penalty assessed in this subsection for the school year in which the consolidation or annexation occurs and for the next three (3) fiscal years.

8. Any school district which receives proceeds from a sales tax levied by a municipality pursuant to Section 22- 159 of Title 11 of the Oklahoma Statutes or proceeds from a sales tax levied by a county pursuant to Section 1370 of Title 68 of the Oklahoma Statutes during the 2003-2004 school year or the 2004-2005 school year shall be exempt from the penalties assessed in this subsection, if the penalty would occur solely as a result of receiving funds from the sales tax levy.

9. For purposes of calculating the general fund balance penalty, the terms "carryover" and "general fund balance" shall not include federal revenue.

Revenue FY 2026 and Two Previous Years

REVENUES	(Largest Source) FY 2025	FY 2024 Actual	% of Total	FY 2025 Actual	% of Total	FY 2026 Projected	% of Total
Local (1000 Series)	Local Ad Valorem Tax: \$13M	\$15,184,644.34	14.5%	\$15,506,475.84	15.1%	\$14,900,000.00	14.8%
Intermediate (2000 Series)	County 4 Mill Tax: \$2.2M	\$2,534,616.86	2.4%	\$2,453,665.32	2.4%	\$2,400,000.00	2.4%
State (3000 Series)	State Formula Aid: \$34.3M	\$49,791,892.67	47.6%	\$49,368,214.13	47.9%	\$47,850,000.00	47.6%
Federal (4000 Series)	School Lunch: \$3.4M	\$14,612,207.87	14.0%	\$9,594,328.65	9.3%	\$9,600,000.00	9.6%
Non-Revenue (5000 Series)	Activity Reimbursements: \$200K	\$747,586.71	0.7%	\$731,047.55	0.7%	\$300,000.00	0.3%
Other (6000 Series)	Other Fund Balance: \$25M	\$21,701,615.12	20.8%	\$25,324,486.00	24.6%	\$25,435,519.60	25.3%
REVENUE TOTALS		\$104,572,563.57	100%	\$102,978,217.49	100%	\$100,485,519.60	100%

Revenue Categories

Local - includes Ad Valorem taxes and all other local collections

Intermediate - includes county 4-mill taxes and any other county collection

State - includes state grants and foundation state aid

Federal - includes numerous federal grant sources

Non-Revenue - includes transfers from other funds and refunds

Other - includes prior year carry-over / fund balance

GENERAL FUND
FISCAL YEAR 2026
DETAILED ANALYSIS OF
LOCAL REVENUE SOURCES

A COMPARISON OF:

FISCAL YEARS 2020-2021, 2021-2022, 2022-2023, 2023-2024, and 2024-2025

AND

PROJECTIONS FOR FISCAL YEAR 2025-2026

The largest local source of revenue is ad valorem tax, currently estimated at \$13,000,000.00 or 14.8% of our total available FY 2026 resources.

Budgeted Revenue Summary
 General Fund FY2026 w/
 Five Year Collection History

OCAS	OCAS	Source of Revenue	FY 2021	FY 2022	FY 2023	FY 2024	FY 2025	FY 2026	FY 2026	FY 2026
Source	Project	Description	Collected	Collected	Collected	Collected	Collected	Projected	Collected	Over / Under
1000		Local Sources								
1110		Ad Valorem Tax Levy (Current)	\$ 11,283,086.54	\$ 11,574,630.45	\$ 11,842,051.23	\$ 12,385,579.14	\$ 12,824,573.28	\$ 13,000,000.00	\$ 56,749.47	\$ (12,943,250.53)
1120		Ad Valorem Tax Levy (Prior Yr)	\$ 355,933.30	\$ 267,085.18	\$ 421,097.27	\$ 346,654.24	\$ 422,523.34	\$ 275,000.00	\$ 121,092.92	\$ (153,907.08)
1130		Revenue in Lieu - Taxes	\$ 115,350.63	\$ 48,393.52	\$ 43,453.92	\$ 215,894.94	\$ 30,559.51			\$ -
1140		Municipal Bond Total								
1190		Other Taxes	\$ -	\$ 2,176.21						
1214	20	GED Testing Fees								\$ -
1230	5	Tuition-Summer School								\$ -
1230	22	Tuition Intersession								\$ -
1230	83	Tuition-Summer School-Alt Academy								
1251		Nonresident Tuition								\$ -
1290		Other Tuition	\$ 57,454.77	\$ 20,000.00						
1290	34	Other Tuition-CDL Class								
1290	50	Other Tuition-IT								\$ -
1290	60	Other Tuition-EPS Teacher of the Year								
1290	86	Other Tuition-Drivers Ed-Non School Day	\$ 27,800.00					\$ -		\$ -
1311		Interest Earnings	\$ 47,715.25	\$ 16,741.05	\$ 679,016.33	\$ 1,296,167.01	\$ 1,203,911.17	\$ 900,000.00	\$ 126,940.38	\$ (773,059.62)
1330		Premium on Bonds Sold								\$ -
1351		Interest on Taxes	\$ 838.06	\$ 1,269.02	\$ 7,450.63	\$ 10,822.25	\$ 12,128.32	\$ 4,000.00	\$ 2,001.83	\$ (1,998.17)
1390		Other Earnings on Investments								\$ -
1410		Rental of School Facilities		\$ 1,750.00	\$ 60.00	\$ 8,655.90				\$ -
1410	96	Enforcers Use of Stadium								\$ -
1420		Rental of Property	\$ 37,859.19	\$ 46,094.95	\$ 63,964.14	\$ 57,567.94	\$ 72,931.76	\$ 40,000.00	\$ 28,611.92	\$ (11,388.08)
1430		Sale of Real Estate								\$ -
1440		Sale of Equip., Serv. & Materials	\$ 12,551.50	\$ 17,852.33	\$ 2,763.50	\$ 15,247.26	\$ 3,514.75	\$ 22,000.00	\$ 28,197.50	\$ 6,197.50
1460		Commissions	\$ 9,418.47	\$ 10,224.25	\$ 61,231.29	\$ 12,746.45	\$ 8,921.45	\$ 8,000.00	\$ 3,138.50	\$ (4,861.50)
1510	17	Insurance Loss Recoveries		\$ 1,745.64	\$ 3,788.74	\$ 109,731.65	\$ 33,839.67			\$ -
1530		Damage to Property	\$ 1,215.78	\$ 5,890.00	\$ 100.00	\$ 5,774.58	\$ 2,615.00		\$ 110.00	\$ 110.00
1540		Lost Textbooks								\$ -
1590		Miscellaneous Reimbursements	\$ 13,929.11	\$ 385.40	\$ 1,096.00	\$ 467.14				\$ -
1610		Contributions / Donations	\$ 188,416.54	\$ 235,253.54	\$ 218,426.22	\$ 120,020.17	\$ 75,104.11	\$ 60,000.00	\$ 12,710.00	\$ (47,290.00)
1610	30	T-Mobile Grant						\$ -		\$ -
1610	94	Great Land Run Ed Foundation Donation	\$ 35,214.79	\$ 46,647.40	\$ 31,711.46	\$ 31,680.21	\$ 32,286.30	\$ 28,000.00	\$ 33,875.00	\$ 5,875.00
1620		Community Services	\$ 107.75	\$ 214.34		\$ 20,073.46	\$ 339.52		\$ 52.66	\$ 52.66
1620	14	EPS CARES	\$ 117,394.35	\$ 162,544.03	\$ 170,021.62	\$ 260,826.59	\$ 378,212.26	\$ 375,000.00	\$ 65,049.38	
1650		District Contracts	\$ 85,690.32	\$ 83,980.71	\$ 44,000.00	\$ 19,700.00	\$ 15,925.00	\$ 15,000.00		\$ (15,000.00)
1660		Mineral Royalties	\$ 2,230.47	\$ 1,574.77	\$ 1,827.07	\$ 850.52	\$ 1,102.42	\$ 500.00	\$ 347.77	\$ (152.23)
1680		Refund of Prior Year Expenditures	\$ 17,377.31	\$ 110,112.95	\$ 12,557.41	\$ 18,541.19	\$ 77,478.19	\$ 25,000.00	\$ 314.42	\$ (24,685.58)
1690		MISC Revenue from DIST Sources	\$ 19,675.83	\$ 9,489.63	\$ 35,277.11	\$ 146,966.30	\$ 118,159.87	\$ 70,000.00	\$ 24,949.67	\$ (45,050.33)
1790		Contract Lunches, Breakfast, Etc.	\$ 24,686.83	\$ 15,274.16	\$ 61,096.09	\$ 100,677.42	\$ 192,289.92	\$ 50,000.00	\$ 33,676.05	\$ (16,323.95)
1820		Advertising & Program Sales								
1830		Concessions					\$ 60.00			
1950		Resale Merchandise								\$ -
		Total Local Sources	\$ 12,454,146.79	\$ 12,679,329.53	\$ 13,700,990.03	\$ 15,184,644.34	\$ 15,506,475.84	\$ 14,872,500.00	\$ 537,817.47	\$ (14,334,682.53)

GENERAL FUND
FISCAL YEAR 2026
DETAILED ANALYSIS OF
COUNTY REVENUE SOURCES

A COMPARISON OF:

FISCAL YEARS 2020-2021, 2021-2022, 2022-2023, 2023-2024, and 2024-2025

AND

PROJECTIONS FOR FISCAL YEAR 2025-2026

These county resources are apportioned to school districts on a per capita basis, therefore Enid Public Schools receives the largest portion of county resources. (Approx. 70% of the 4 mill tax)

Budgeted Revenue Summary
 General Fund FY2026 w/
 Five Year Collection History

OCAS	OCAS	Source of Revenue	FY 2021	FY 2022	FY 2023	FY 2024	FY 2025	FY 2026	FY 2026	FY 2026
Source	Project	Description	Collected	Collected	Collected	Collected	Collected	Projected	Collected	Over / Under
2000		Intermediate Sources								
2100		County 4 Mill Ad Valorem Tax	\$ 1,987,867.29	\$ 2,046,349.72	\$ 2,005,783.97	\$ 2,274,806.01	\$ 2,193,486.41	\$ 2,200,000.00	\$ 33,720.56	\$ (2,166,279.44)
2200		Count Apportionment (Mortgage Tax)	\$ 305,892.29	\$ 253,345.39	\$ 197,177.74	\$ 184,771.15	\$ 260,178.91	\$ 200,000.00	\$ 73,837.17	\$ (126,162.83)
2300		Resale of Property Fund Distribution	\$ -		\$ 138,554.24	\$ 75,039.70			\$ 204,639.77	\$ 204,639.77
		Total Intermediate Sources	\$ 2,293,759.58	\$ 2,299,695.11	\$ 2,341,515.95	\$ 2,534,616.86	\$ 2,453,665.32	\$ 2,400,000.00	\$ 312,197.50	\$ (2,087,802.50)

GENERAL FUND
FISCAL YEAR 2026
DETAILED ANALYSIS OF
STATE REVENUE SOURCES

A COMPARISON OF:

FISCAL YEARS 2020-2021, 2021-2022, 2022-2023, 2023-2024, and 2024-2025

AND

PROJECTIONS FOR FISCAL YEAR 2025-2026

The largest state source of revenue (and largest single source in any class of revenue) is Foundation and Incentive Aid, which is currently estimated at \$34,330,334.22 or 34% of all FY 2026 resources.

Budgeted Revenue Summary
 General Fund FY2026 w/
 Five Year Collection History

OCAS	OCAS	Source of Revenue	FY 2021	FY 2022	FY 2023	FY 2024	FY 2025	FY 2026	FY 2026	FY 2026
Source	Project	Description	Collected	Collected	Collected	Collected	Collected	Projected	Collected	Over / Under
3000		State Sources								
3110		Gross Production Tax	\$ 466,501.36	\$ 785,798.89	\$ 1,014,597.33	\$ 490,925.65	\$ 404,194.24	\$ 400,000.00	\$ 107,197.36	\$ (292,802.64)
3120		Motor Vehicle Collections	\$ 3,077,795.86	\$ 3,550,017.73	\$ 3,264,313.70	\$ 3,267,633.08	\$ 3,145,850.03	\$ 3,150,000.00	\$ 932,821.36	\$ (2,217,178.64)
3140		State School Land Earnings	\$ 1,073,925.24	\$ 1,111,275.61	\$ 1,157,758.38	\$ 1,294,330.39	\$ 1,359,856.46	\$ 1,300,000.00	\$ 399,555.62	\$ (900,444.38)
3150		Vehicle Tax Stamps	\$ 8,929.61	\$ 6,236.59	\$ 7,483.53	\$ 6,196.21	\$ 6,448.75	\$ 5,000.00	\$ 2,350.22	\$ (2,649.78)
3190		Other Dedicated Revenue							\$ 488.99	
3210		Foundation & Incentive Aid (State Formula)	\$ 27,041,112.94	\$ 29,796,391.74	\$ 30,170,749.49	\$ 35,728,436.00	\$ 35,618,433.90	\$ 34,330,334.22	\$ 9,269,190.24	\$ (25,061,143.98)
3230		Mentor Teacher Stipend								\$ -
3250	331	Flexible Benefit Allow. In Lieu of Ins.-Cert.	\$ 73,056.08	\$ 73,892.60	\$ 68,455.22	\$ 63,296.68	\$ 66,851.89	\$ 66,921.60	\$ 18,068.83	\$ (48,852.77)
	332	Flexible Benefit Allow. In Lieu of Ins.-Support	\$ 207,141.48	\$ 232,180.56	\$ 245,269.17	\$ 257,219.64	\$ 275,809.26	\$ 266,324.76	\$ 71,907.69	\$ (194,417.07)
	334	FBA Certified Insurance Premium	\$ 3,488,457.60	\$ 3,426,867.60	\$ 3,530,208.95	\$ 3,717,690.96	\$ 3,865,601.90	\$ 3,919,608.00	\$ 1,058,294.16	\$ (2,861,313.84)
	335	FBA Support Personnel Insurance Prem.	\$ 2,594,170.80	\$ 2,613,879.60	\$ 2,602,470.35	\$ 2,752,732.50	\$ 2,925,915.68	\$ 2,986,368.00	\$ 806,319.36	\$ (2,180,048.64)
3310	388	Alternative & High Challenge	\$ 173,233.54	\$ 67,149.60	\$ 154,949.61	\$ 193,033.20	\$ 150,609.53	\$ 130,000.00		\$ (130,000.00)
3411	311	Professional Development								\$ -
3411	352	Prof. Dev. Teacher Induction								\$ -
3412	312	National Board Certified Teacher Pmt	\$ 50,000.00	\$ 45,000.00	\$ 35,000.00	\$ 37,500.00	\$ 40,000.00	\$ 35,000.00		\$ (35,000.00)
3413	305	Inspired To Teach Incentive				\$ 4,000.00	\$ 8,000.00		\$ 20,000.00	
3415	366	Paid Student Teacher					\$ 10,494.00		\$ 1,749.00	\$ 1,749.00
3415	367	Reading Sufficiency Act (FY25 Strong Readers)	\$ 160,514.25	\$ 184,114.30	\$ 186,762.60	\$ 181,632.00	\$ 237,062.94	\$ 207,620.49		\$ (207,620.49)
3420	333	State Textbooks	\$ 361,807.25	\$ 648,676.27	\$ 495,505.15	\$ 499,190.36	\$ 490,732.66	\$ 474,282.18	\$ 128,056.19	\$ (346,225.99)
3430	319	Adult Education Matching	\$ 17,065.15	\$ 17,062.71	\$ 8,456.81	\$ 27,030.73	\$ 17,312.18	\$ 18,548.00	\$ 7,451.53	\$ (11,096.47)
3436	376	School Resource Officer Program				\$ 84,229.57	\$ 99,600.05	\$ 92,000.00	\$ 93,041.47	\$ 1,041.47
3437	377	Maternity Leave					\$ 132,867.05			
3440	317	Driver Education	\$ 3,300.00	\$ 7,260.00	\$ 10,147.50	\$ 5,940.00	\$ 5,032.50	\$ 2,970.00	\$ 2,970.00	\$ -
3470	368	Advance Placement Incentive Equip & Mat								\$ -
	369	AP Incentive Student Test Performance								\$ -
3570	338	Oklahoma Parents as Teachers								\$ -
3620		State Land Reimbursement	\$ 9.88		\$ 9.97	\$ 14.45	\$ 19.46			\$ -
3630	14	EPS CARES DHS	\$ 62,494.10	\$ 132,633.00	\$ 865,754.60	\$ 1,009,455.10	\$ 316,738.60	\$ 300,000.00	\$ 66,651.70	\$ (233,348.30)
	21	DHS Social Services					\$ 10,331.75		\$ 89,728.11	\$ 89,728.11
	104	After School Care		\$ 4,000.00						\$ -
3690	0	Misc Sources of State Rev				\$ 2,509.65	\$ -		\$ 11,391.40	
3690	33	OAC Aviation Grant PLTW	\$ -							
3690	45	Teacher Cadet	\$ -	\$ 261.00	\$ 14,576.63					
3690	362	ACE Remediation								\$ -
3690	361	ACE Technology Grant	\$ 18,738.31	\$ 39,121.23	\$ 45,098.07	\$ 38,800.62	\$ 32,048.21	\$ 32,000.00		\$ (32,000.00)
3690	337	State Arts Council Grant	\$ -				\$ 474.93			
3690	351	Impact of Mentor Prog for New Teachers								\$ -
3690	389	Public School Classroom Grant	\$ -				\$ -	\$ -		
3720	385	State Matching Child Nutrition	\$ 43,642.02	\$ 41,512.66	\$ 45,138.36	\$ 44,592.58	\$ 44,008.16	\$ 40,000.00		\$ (40,000.00)
3811	411	Comp. HS Voc. Salary Reimbursement	\$ 11,000.00	\$ 11,000.00	\$ 11,000.00	\$ 13,200.00	\$ 25,920.00	\$ 25,920.00	\$ 1,980.00	\$ (23,940.00)
3812	412	Voc. Program Assistance	\$ 42,631.00	\$ 42,631.00	\$ 42,631.00	\$ 60,500.00	\$ 78,000.00	\$ 78,000.00	\$ 19,500.00	\$ (58,500.00)
	421	CP High School Secondary Local						\$ -		\$ -
	424	CP High Growth and Emerging Tech						\$ -		\$ -
3890	491	Voc. Capital Outlay Grants								\$ -
3892	469	CareerTech Ed Lottery Fund			\$ 21,216.00	\$ 11,803.30		\$ -		
		Total State Sources	\$ 38,975,526.47	\$ 42,836,962.69	\$ 43,997,552.42	\$ 49,791,892.67	\$ 49,368,214.13	\$ 47,860,897.25	\$ 13,108,713.23	\$ (34,752,184.02)

GENERAL FUND
FISCAL YEAR 2026
DETAILED ANALYSIS OF
FEDERAL REVENUE SOURCES

A COMPARISON OF:

FISCAL YEARS 2020-2021, 2021-2022, 2022-2023, 2023-2024, and 2024-2025

AND

PROJECTIONS FOR FISCAL YEAR 2025-2026

The largest sources of federal revenue are now Child Nutrition Breakfast and Lunch Reimbursable at \$4,300,000 Title I-Part A, Disadvantaged at \$1,785,874.97, and IDEA, Part B, Flow Through at \$1,628,294.34. Collectively Federal sources comprise 9.6% of our total FY 2026 resources.

OCAS	OCAS	Source of Revenue	FY 2021	FY 2022	FY 2023	FY 2024	FY 2025	FY 2026	FY 2026	FY 2026	
Source	Project	Description	Collected	Collected	Collected	Collected	Collected	Projected	Collected	Over/Under	
4000		Refund Sources									
4120	504	FEMA	\$ 5,893.38								
4130	501	Title VI Impact Aid									
4130	509	Title VI Impact Aid Disabled									
4140	461	Title VI Part A Indian Education	\$ 87,317.69	\$ 26,113.52	\$ 16,411.00	\$ 16,600.95	\$ 22,272.81	\$ 16,866.06	\$	\$ (16,000.00)	
700		Title VI Part A Indian Education Prior Yt Reven	\$	\$ 4,252.55	\$ 468.64	\$	\$ 13,541.81	\$ 3,749.39	\$	\$ 6,749.39	
4150	779	Ar Force Jr ROTC	\$ 60,992.25	\$ 61,930.27	\$ 56,240.86	\$ 64,670.55	\$ 64,634.34	\$ 64,600.00	\$ 6,111.05	\$ (77,699.00)	
4150	799	Ar Force Jr ROTC Prior Yt Reven	\$	\$	\$	\$	\$	\$	\$	\$	
4190		Title V & 2- Bond & Low Income Prior									
4210	511	Title I Part A Disenfranchised - argr Basic Prog	\$ 1,626,363.39	\$ 1,476,146.64	\$ 1,449,756.30	\$ 1,865,976.07	\$ 1,795,874.37	\$ 2,648,243.36	\$	\$ (2,648,243.36)	
700		Title I Part A Disenfranchised - Prior Yt Reven	\$ 459,228.22	\$ 524,228.71	\$ 275,269.50	\$ 244,320.28	\$ 363,288.31	\$	\$ 964,364.23	\$ 964,364.23	
412		Title I A Three Month Money									
510		Title I A School Reopen	\$ 67,309.00		\$ 20,570.33	\$ 64,180.77	\$ 132,471.75	\$ 207,280.89	\$	\$ (207,280.89)	
418		Title I Part A Nonrenewed									
700		Title I Part A Prior Yt Reven									
4240	532	Title I Part D Nonrenewed & Delinquent	\$ 11,875.69	\$ 14,174.60	\$ 13,019.06	\$ 11,436.50	\$ 16,399.11	\$ 16,313.07	\$	\$ (16,313.07)	
		Title I Part D Nonrenewed & Delinquent Pr Yt	\$ 9,414.26								
4250	538	Title I Part E Student Reenroll	\$ 200,623.57	\$ 27,861.69	\$ 20,300.09						
700		Title I Part E Student Reenroll Pr Yt	\$ 137,445.41	\$ 121,472.84	\$ 18,769.80						
4271	541	Title II Part A Teacher & Proc Train & Recruit	\$ 174,321.85	\$ 229,487.73	\$ 329,130.70	\$ 237,731.82	\$ 252,124.33	\$ 469,457.22	\$	\$ (469,457.22)	
		Title II Part A Train & Proc Train & Recruit Pr Yt	\$ 68,360.52	\$ 69,314.64	\$ 71,361.41	\$ 7,864.15	\$ 60,821.54	\$	\$ 33,981.18	\$ 33,981.18	
4272		Title II Part D Entrance Ed Through Tech Pr Yt									
548		Title II Part D Entrance Ed Thru Tech 25%									
4273	542	Title II Part D Math / Sci									
4281	547	Title II Part A English Lang. Adv/Intermediate	\$ 1,371.17	\$ 1,305.26	\$ 909.14	\$	\$ 8,927.26	\$ 16,715.36	\$	\$ (16,715.36)	
432		Title II Part A English Lang. Adv/Enhance	\$ 114,770.26	\$ 120,784.26	\$ 120,066.43	\$ 102,426.87	\$ 160,434.67	\$ 187,454.76	\$	\$ (187,454.76)	
		Title II Part A English Lang. Adv/Improv Pr Yt	\$ 15,063.41	\$ 11,510.89	\$ 11,962.37	\$ 11,023.72	\$ 8,438.52	\$	\$ 14,798.11	\$ 14,798.11	
4310	613	IDEA Part B Development/Prog. RESEARCH	\$	\$	\$ 1,530.00	\$ 15,739.00					
4310	616	Project ECHO	\$ 5,569.26	\$ 4,482.00	\$ 3,869.80	\$ 6,132.17	\$ 4,770.00	\$ 3,348.00	\$	\$ (3,348.00)	
4310	617	Research CAREER	\$ 82,498.67	\$ 19,561.34							
418		Transition Development Program				\$ 6,799.04	\$ 305.00	\$ 20,147.20	\$	\$ (20,147.20)	
4310	621	IDEA Part B Flow Through	\$ 1,180,937.37	\$ 1,225,175.25	\$ 1,826,958.60	\$ 1,727,463.53	\$ 1,825,254.34	\$ 1,696,893.41	\$	\$ (1,696,893.41)	
623		IDEA Part B Early Intervening Services	\$ 212,457.79	\$ 2.78							
430		IDEA Part B Private Schools	\$ 4,293.52	\$ 9,275.52	\$ 8,881.27	\$ 14,778.88	\$ 13,739.30	\$ 11,842.82	\$	\$ (11,842.82)	
		IDEA Part B Private Schools Pr Yt	\$ 27.66	\$ 141,967.50	\$ 139,346.62	\$ 364,674.22	\$ 148,518.07	\$	\$ 197,139.68	\$ 197,139.68	
628		IDEA ARP Part B	\$	\$ 64,802.85	\$ 118,164.32						
629		IDEA ARP Part B PREVY School			\$ 2,444.70						
4340	641	IDEA Part B Pre-school 3-5 Yr Olds	\$ 31,387.24	\$ 33,546.78	\$ 30,442.70	\$ 35,531.72	\$ 46,834.13	\$ 40,113.74	\$	\$ (40,113.74)	
4340		IDEA Part B Pre-school 3-5 Yr Olds Pr Yt	\$	\$ 2,887.53	\$ 3,037.50	\$ 291.56	\$ 3,309.37	\$	\$	\$	
643		IDEA Pre-School Private				\$ 304.15	\$ 331.17	\$	\$	\$	
643		ARP IDEA Pre-School	\$	\$ 29,749.07							
4441	541	Title IV Part A State and Over Five Schools									
4442	542	Title IV Part A Student Reenrollment/Enroll	\$ 63,823.81	\$ 109,348.77	\$ 100,560.33	\$ 109,892.19	\$ 113,252.77	\$ 207,830.18	\$	\$ (207,830.18)	
4442	709	Title IV Part A Student Reenrollment Pr Yt	\$ 66,869.43	\$ 7,939.09	\$ 6,611.81	\$ 18,380.75	\$ 10,830.85	\$	\$ 7,084.61	\$ 7,084.61	
4441	539	Title IV Part A Innovative Programs									
4470	547	Title V Subpart 2 Bond and Low Income	\$ 1,619,617.41	\$ 1,568,213.81	\$ 1,519,907.32	\$ 1,958.15	\$ 34,098.72	\$ 163,926.85	\$	\$ (163,926.85)	
4470	709	Title V Subpart 2 Bond and Low Income Pr Yt	\$ 81,565.06	\$ 15,103.74	\$ 19,303.83	\$ 4,298.43	\$	\$ 4,664.31	\$ 4,664.31	\$	
4200	400	Mutual Resources									
4611	731	Title II P. I. 105-220 Adult Basic Education	\$ 62,592.38	\$ 45,977.60	\$ 50,180.50	\$ 36,581.10	\$ 89,283.45	\$ 112,793.00	\$ 4,854.34	\$ (107,938.66)	
		Title II P. I. 105-220 A.B.E. Pr Yt	\$ 3,687.47	\$ 2,883.93	\$ 49,288.37	\$ 17,209.21	\$ 3,299.49	\$	\$ 50,847.65	\$ 50,847.65	
4616	732	Title II P. I. 105-220 English as a Second Language									
4617	406	Title II Job Training OJT	\$ 16,819.38	\$ 15,221.00	\$ 13,864.32	\$ 20,667.95	\$ 21,374.37	\$ 20,000.00	\$	\$ (19,119.00)	
4617	739	Title II Job Training OJT Prior Yt	\$	\$	\$ 2,204.00	\$ 2,040.88	\$ 2,610.00	\$	\$ 1,881.63	\$	
4603	739	Even Start									
4609	738	CAREER ACT Cooperative Aid	\$ 1,627,079.60								
714		OC Course Access				\$ 1,000.00					
717		ESSER High Dosage Training				\$ 20,848.46	\$ 5,092.50				
722		ARP Coursework Grant	\$ 64,000.00	\$ 106,500.00	\$ 106,500.17	\$ 61,000.00	\$				
724		ARP Nurses Core Grant		\$ 169,825.40							
725		ARP Paid Student Teacher			\$ 16,741.00	\$ 16,741.00	\$				
726		ARP ESSEER II				\$ 3,870.00	\$ 1,938.00				
727		ARP ESSEER II		\$ 13,803.53	\$ 22,748.48	\$ 10,230.20	\$				
729		Micro Source of Paid Res Pr Yt						\$ 514.75			
4689	731	ESSER II	\$ 3,089,800.86	\$ 2,749,617.19							
730		ESSER II Pr Yt		\$ 613,450.74							
4689	735	ARP ESSEER III		\$ 3,871,806.39	\$ 3,063,145.12	\$ 4,345,460.41	\$ 93,374.15	\$			
736		ARP ESSEER III Pr Yt		\$	\$ 476,214.62	\$ 576,274.26	\$ 134,972.68	\$			
4706		SEDN Speech Club Assistance		\$ 108,311.92	\$ 208,158.87	\$ 184,806.54					
4706	732	Emergency Oper Cost ARP NRP		\$ 136,588.82							
4706	730	Other Federal Funds PBST Admin		\$ 5,814.00	\$ 6,950.00						
4710	335	Child Nutrition/Lunches									
734		Child Nutrition/Lunches Fund	\$ 1,424,111.68	\$ 3,980,489.72	\$ 3,212,979.93	\$ 3,369,416.41	\$ 3,144,652.66	\$ 3,400,000.00	\$ 771,179.64	\$ (1,628,926.64)	
4720	335	Child Nutrition/Breakfast									
734		Child Nutrition/Breakfast Fund	\$ 24,874.54	\$ 920,773.54	\$ 829,424.67	\$ 780,046.06	\$ 861,764.07	\$ 908,000.00	\$ 205,246.26	\$ (884,023.74)	
4740	736	Child Nutrition/Summer Program (Self Admin)	\$ 3,425,243.98	\$ 36,718.97	\$ 5,486.15	\$ 88,280.45	\$ 88,200.71	\$			
4760	730	Child and Adult Care Food Program									
4760	731	Net School Lunch Equip Acq	\$	\$ 48,610.00		\$ 11,090.50	\$ 12,839.50				
4821	421	Child Patrons Voc & Applied Tech II/Equitation	\$ 33,842.32	\$ 43,964.91	\$ 39,271.47	\$ 44,531.30	\$ 86,114.21	\$ 80,000.00	\$	\$ (80,000.00)	
		Child Patrons Voc & Applied Tech Pr Yt	\$ 15,042.52	\$ 24,300.68	\$ 39,208.82	\$ 31,312.06	\$	\$ 16,898.62	\$ 16,898.62	\$	
424		Child Patrons Voc & Applied Tech Pr Yt TW	\$	\$ 21,162.09	\$ 12,452.23						
		Child Patrons Voc & Applied Tech Pr Yt W Pr Yt	\$	\$	\$	\$	\$	\$	\$	\$	
		Total Refund Sources	\$ 13,228,145.96	\$ 17,447,761.72	\$ 14,216,777.82	\$ 14,612,287.87	\$ 3,554,926.66	\$ 16,049,899.26	\$ 1,878,438.18	\$	\$ (8,530,617.07)

GENERAL FUND
FISCAL YEAR 2026
DETAILED ANALYSIS OF
NON-REVENUE

A COMPARISON OF:

FISCAL YEARS 2020-2021, 2021-2022, 2022-2023, 2023-2024, and 2024-2025

AND

PROJECTIONS FOR FISCAL YEAR 2025-2026

The largest item of non-revenue is our previous year's fund balance of \$25,435,519.60

The second largest non-revenue item is the transfer of activity funds for activity fund reimbursements to the General Fund for items such summer camp payrolls, etc.

Budgeted Revenue Summary
 General Fund FY2026 w/
 Five Year Collection History

OCAS	OCAS	Source of Revenue	FY 2021	FY 2022	FY 2023	FY 2024	FY 2025	FY 2026	FY 2026	FY 2026
Source	Project	Description	Collected	Collected	Collected	Collected	Collected	Projected	Collected	Over / Under
5000		Non-Revenue Sources								
5120		Cash or Change	\$ -							\$ -
5150		Child Nutrition Prog. Trans from Act Fund	\$ 112,070.87	\$ 162,615.32	\$ 331,566.46	\$ 269,384.15	\$ 453,571.20	\$ 100,000.00	\$ 27,364.25	\$ (72,635.75)
5160		Activity Reimbursements	\$ 109,610.07	\$ 138,304.48	\$ 445,302.97	\$ 454,810.96	\$ 237,062.32	\$ 200,000.00	\$ 49,999.87	\$ (150,000.13)
5190		Misc. Revenue Transfers		\$ 3,218.20						\$ -
5200		Child Nutrition Prog. Other Trans								\$ -
5600		Correcting Entry	\$ 33,420.40	\$ 34,334.85	\$ 42,119.18	\$ 23,392.00	\$ 40,414.03		\$ 7,722.31	\$ 7,722.31
		Total Non-Revenue Sources	\$ 255,101.34	\$ 338,472.85	\$ 818,988.61	\$ 747,586.71	\$ 731,047.55	\$ 300,000.00	\$ 85,086.43	\$ (214,913.57)
6000		Balance Sheet Accounts								
6110		Cash Forward (Fund Balance)	\$ 13,551,174.46	\$ 15,285,180.07	\$ 19,390,540.69	\$ 21,368,231.19	\$ 25,047,880.76	\$ 25,435,128.33	\$ 25,435,128.33	\$ -
6130		Prior Year Lapsed Appropriation	\$ 41,560.91	\$ 224,392.55		\$ 331,330.39	\$ 275,394.67			
6140		Estopped Warrants	\$ 5,065.09	\$ 4,938.13	\$ 8,732.35	\$ 2,053.54	\$ 1,210.57			\$ -
6200		Inter Fund Transfers	\$ -	\$ -	\$ -	\$ -	\$ -		\$ -	\$ -
		Total Balance Sheet Accounts	\$ 13,597,800.46	\$ 15,514,510.75	\$ 19,399,273.04	\$ 21,701,615.12	\$ 25,324,486.00	\$ 25,435,128.33	\$ 25,435,128.33	\$ -

INTRODUCTION

FY 2026

EXPENDITURES

Enid Public Schools is more than half-way through its twenty-ninth year utilizing the **Oklahoma Cost Accounting System (OCAS)**. Your administration is extremely pleased with the advantages of this accounting system when combined with the financial accounting software we lease from **Municipal Accounting Systems, Inc. (Sylogist Ed.)**. The tracking, summarization and reporting capabilities of these two systems combined provide a powerful management tool equipped with up to the minute financial data for our consideration in the decision-making process.

This year the budget expenditures will be presented in two reporting formats you have become accustomed to viewing. Both of the reports included here are based upon **Budget** estimated revenue available rather than the **Appropriation** made available by the Estimate of Needs.

An **Appropriation** is defined as a group of revenue sources either received or estimated that are certified and approved by the appropriate governing boards for the public entity. The appropriation governing boards for our district are the Board of Education, ISD # 57, Garfield County and the Garfield County Excise Board. Estimates for our primary appropriations (Estimate of Needs) are prepared by Patrick Carroll and normally do not include several highly variable sources of revenue as well as certain State and Federal grants that may not have received official approval prior to the date of its preparation.

Our **Budget Estimates**, on the other hand, attempt to include accurate estimates of all possible sources of revenue and normally exceed the Estimate of Needs by a significant sum.

General Fund Estimate of Needs Appropriation	\$98,314,363.78
General Fund Budgeted Revenue Estimate	<u>\$100,485,519.60</u>
Budget-Appropriation Difference	\$ -2,171,155.82

Our currently planned FY 2026 General Fund Budget Expenditures are \$77,095,000.00, well within the current approved appropriation.

The reporting formats mentioned earlier are designed to summarize data within several of the dimensions of the multi-dimensional OCAS and present detail in others. Our software allows me to develop an almost infinite variety of formats for reporting the same information. Reporting the entire budget in the highest possible detail would create a report requiring several cases of paper. Ultimate detail is only utilized to examine small segments of the whole picture.

EXPENDITURE REPORTING FORMATS

Columns in the following reports labeled Appr. are estimates of expenditures for the respective fiscal years shown, while columns labeled Enc. and Paid are expenses recorded up to the date of the report.

(For definitions of dimensions please refer to the photocopy of page E-1 of OCAS included in the following pages.)

EXECUTIVE SUMMARY BUDGET: This report format condenses all expenditure information into a summarized version of function and object dimensions. The Executive Summary Budget provides a four-page overview of all expenditures in a concise format that allows a quick comparison of FY2025 and FY2026 budget information. These features make this report format excellent for regular monitoring of our budget.

DETAILED BUDGET ANALYSIS: This report summarizes all estimated expenditures into the Project, Function, and Object dimensions, reports detailed information at the Project level, and summary information at the Function and Object dimension levels, and compares FY2025 and FY2026 budget information. The General Fund Detailed Budget Analysis is more than 55 pages in length and will not be presented at regular board meetings.

Project = what kind of money (i.e. Title I)
Function = activity performed (i.e. Instruction)
Object = services or goods purchased (i.e. Salaries)

ADDITIONAL REPORTS FOR FY 2026: Also included with both revenue and expenditure estimates are a three-year analysis of each, in summary form to assist in presenting a manageable overall picture. These will also not be presented at regular board meetings, but are produced as part of this official budget document.

You will receive monthly updates of the EXECUTIVE SUMMARY BUDGET, for each fund, included with treasurer's reports as our monthly financial report. Should you have any questions regarding these or any other reports provided by the Business Office please do not hesitate to call me at 366-7020 or e-mail - sjrobinson@enidk12.org)

The General Fund expenditure plan, proposed here, includes all accruals for known contracts, as well as best estimates for all other categories, based upon historical expenditures within these categories. Our projected fund balance, if we collect all projected revenue as shown in the proposed budget, will be **\$ 23,390,519.60.**



Sam Robinson, CFO

EXPENDITURE DIMENSIONS

FY	FUND	PROJECT REPORTING	FUNCTION	OBJECT	PROGRAM	SUBJECT	JOB CLASS	OPER UNIT
XX	XX	XXX	XXXX	XXX	XXX	XXXX	XXX	XXX

Definitions of Expenditure Dimensions

FY	Fiscal year of the fund involved. Example: FY 2024-2025.
FUND	A fiscal and accounting entity with a self-balancing set of accounts recording cash and other resources together with all related liabilities and residual equities or balances or changes therein. Examples: General, building, school activity, trust.
PROJECT REPORTING	The Project Reporting dimension permits LEAs to accumulate expenditures to meet a variety of specialized management and reporting requirements, regardless of whether the programs receive district, state, federal, or multisource funding. Expenditures may be accumulated under individual projects with the flexibility of accommodating additional projects which LEAs might wish to account for on a permanent or temporary basis. Examples: Summer school program, child nutrition program, vocational program.
FUNCTION	Describes the activity being performed for which a service or material object is acquired. Examples: Instruction, counseling services, library services, operation of building services, and supervision of child nutrition programs operation.
OBJECT	Describes the service or goods obtained. Examples: Salaries, staff travel, electricity, books.
PROGRAM	A plan of activities and procedures designed to accomplish a predetermined objective. Examples: Regular programs, special programs, vocational programs, special students.
SUBJECT	Describes a group of related subjects, allows accumulation of costs in particular subject areas. Examples: Art, business, mathematics, music.
JOB CLASSIFICATION	Used to classify expenditures for salaries and employee benefits by employee's job. Examples: Elementary nonteaching principal, senior high teacher, regular or substitute bus driver.
OPERATIONAL UNIT	Used to identify the accredited instructional site according to grade span or the non-accredited/non-instructional site at which personnel serve the entire district. The Accreditation Section of the State Department of Education must assign all site codes. A district may request the use of specific site codes, but will be authorized to use the code only after verification that the code is within the proper range and does not conflict with any codes previously assigned to the district.

EXPENDITURES FY 2026 and Two Previous Years

EXPENDITURES	FY 2024 Actual	% of Totals	FY2025 Actual	% of Totals	FY 2026 Projected	% of Totals
Total Instruction - 1000 Series	\$40,474,318.87	50.9%	\$40,646,517.17	52.4%	\$40,300,000.00	52.3%
Supp Svcs - Students - 2100 Series	\$5,995,188.34	7.5%	\$6,427,842.92	8.3%	\$6,550,000.00	8.5%
Supp Svcs - Instr Staff - 2200 Series	\$4,843,369.68	6.1%	\$4,749,076.49	6.1%	\$4,250,000.00	5.5%
Supp Svcs - General Adm. - 2300 Series	\$644,105.34	0.8%	\$598,594.55	0.8%	\$600,000.00	0.8%
Supp Svcs - School Admin - 2400 Series	\$4,316,544.64	5.4%	\$4,179,760.12	5.4%	\$4,270,000.00	5.5%
Central Services - 2500 Series	\$2,406,805.16	3.0%	\$2,037,157.99	2.6%	\$2,200,000.00	2.9%
Operation & Mainten Of Plant- 2600 Series	\$9,731,719.10	12.2%	\$9,010,323.28	11.6%	\$9,100,000.00	11.8%
Student Transportation Svcs - 2700 Series	\$3,659,216.95	4.6%	\$2,269,273.37	2.9%	\$2,350,000.00	3.0%
Child Nutrition Programs Oper - 3100 Series	\$6,109,743.22	7.7%	\$6,151,944.77	7.9%	\$6,175,000.00	8.0%
Community Services Oper - 3300 Series	\$1,199,211.43	1.5%	\$1,247,390.00	1.6%	\$1,100,000.00	1.4%
All Other Services	\$144,460.08	0.2%	\$225,208.50	0.3%	\$200,000.00	0.3%
EXPENDITURE TOTALS	\$79,524,682.81	100%	\$77,543,089.16	100%	\$77,095,000.00	100%

Total Instruction - includes all direct classroom instructional expenses

Supp Svcs - Students - includes counseling, testing and student activities expenses

Supp Svcs - Instructional Staff - includes libraries, curriculum development and professional development for instructional staff

Supp Svcs - General Adm. - includes the Board of Education, superintendent and legal expenses

Supp Svcs - School Admin. - includes building level instructional leadership (principals)

Central Services - includes the business office, payroll, purchasing and distributing supplies, public information, professional development for noninstructional staff, personnel office

Operation and Maintenance of Plant - includes custodians, maintenance & utility costs

Student Transportation Svcs - includes all costs connected with transporting students

Supp Svcs - Central - includes accreditation, research, recruiting and community relations costs

Child Nutrition Programs Oper - this is an essentially self supporting school breakfast & lunch program

Community Services Oper - This is EPS CARES employee daycare

Other - includes a wide variety of unrelated activities from debt service to parental support and required reserves for workers' compensation premiums

* Note: Most of this is contingency expenses that will be spread out over other expenditure classes (primarily 1000 series) as expenses can be accrued properly. i.e. workers' comp. premiums are distributed to the proper functions after all payrolls are run

GENERAL FUND
FISCAL YEAR 2026
EXECUTIVE SUMMARY BUDGET

A COMPARISON OF:

FISCAL YEAR 2024-2025, ACTIVITY July 1, 2024 – June 30, 2025

AND

FISCAL YEAR 2025-2026, ACTIVITY July 1, 2025 – November 01, 2026

Enid Public Schools Budget Yearly Comparison

Options: Year: 2025-2026, Date Range: 7/1/2025 - 6/30/2026, Classification Bolding: D

Classification	-----2025-2026-----			-----2024-2025-----			-----Difference-----		
	Appr.	Enc.	Paid	Appr.	Enc.	Paid	Appr.	Enc.	Paid
Fund - 11 GENERAL FUND									
Function - 1000 INSTRUCTION									
100 Personnel Services-Salaries	63,029,401.45	25,322,427.09	4,702,233.29	53,046,817.98	25,741,090.52	25,741,090.52	9,982,583.47	-418,663.43	-21,038,857.23
200 Personnel Serv.-Employee Benef.	1,528,660.74	10,107,488.29	1,770,910.69	6,597,020.64	10,290,474.15	10,290,474.15	-5,068,359.90	-182,985.86	-8,519,563.46
300 Purchased Profess.& Tech.Serv.	0.00	482,039.00	113,663.94	691,250.00	521,865.37	521,865.37	-691,250.00	-39,826.37	-408,201.43
400 Purchased Property Services	0.00	76,649.50	1,468.49	22,500.00	151,785.89	147,433.50	-22,500.00	-75,136.39	-145,965.01
500 Other Purchased Services	0.00	1,496.00	1,121.00	0.00	131,372.44	131,210.00	0.00	-129,876.44	-130,089.00
600 Supplies & Materials	3,969,255.17	2,040,348.02	1,478,351.74	4,225,972.84	3,708,980.62	3,361,217.19	-256,717.67	-1,668,632.60	-1,882,865.45
700 Property	0.00	19,320.00	0.00	312,041.00	64,294.83	64,294.83	-312,041.00	-44,974.83	-64,294.83
800 Other Objects	1,100.00	43,561.01	27,976.62	2,240.00	36,657.48	36,657.48	-1,140.00	6,903.53	-8,680.86
Function - 1000 INSTRUCTION	\$68,528,417.36	\$38,093,328.91	\$8,095,725.77	\$64,897,842.46	\$40,646,521.30	\$40,294,243.04	\$3,630,574.90	(\$2,553,192.39)	(\$32,198,517.27)
Function - 2100 Supp Svcs-Students									
100 Personnel Services-Salaries	1,706,167.15	3,898,156.65	818,776.18	4,112,886.53	4,074,336.78	4,074,336.78	-2,406,719.38	-176,180.13	-3,255,560.60
200 Personnel Serv.-Employee Benef.	416,231.29	1,436,365.38	289,552.03	1,043,201.23	1,488,667.60	1,488,667.60	-626,969.94	-52,302.22	-1,199,115.57
300 Purchased Profess.& Tech.Serv.	781,231.56	782,852.13	189,227.33	736,596.70	697,239.34	697,239.34	44,634.86	85,612.79	-508,012.01
400 Purchased Property Services	2,200.00	12,691.60	3,564.13	17,000.00	17,994.88	17,574.88	-14,800.00	-5,303.28	-14,010.75
500 Other Purchased Services	4,836.00	23,907.00	5,776.00	4,449.86	13,273.67	13,023.67	386.14	10,633.33	-7,247.67
600 Supplies & Materials	3,639,334.00	171,425.11	69,100.20	692,874.87	124,190.65	124,027.22	2,946,459.13	47,234.46	-54,927.02
800 Other Objects	0.00	43,908.00	27,477.16	12,000.00	12,140.00	12,139.37	-12,000.00	31,768.00	15,337.79
Function - 2100 Supp Svcs-Students	\$6,550,000.00	\$6,369,305.87	\$1,403,473.03	\$6,619,009.19	\$6,427,842.92	\$6,427,008.86	(\$69,009.19)	(\$58,537.05)	(\$5,023,535.83)
Function - 2200 Supp Svc-Instr Stf									
100 Personnel Services-Salaries	153,195.04	2,220,730.64	599,218.55	2,424,617.11	2,496,713.89	2,496,713.89	-2,271,422.07	-275,983.25	-1,897,495.34
200 Personnel Serv.-Employee Benef.	38,979.87	847,926.73	214,089.36	626,804.96	927,733.65	927,733.65	-587,825.09	-79,806.92	-713,644.29
300 Purchased Profess.& Tech.Serv.	125,985.00	286,324.45	91,292.55	336,040.00	219,126.44	219,126.44	-210,055.00	67,198.01	-127,833.89
400 Purchased Property Services	0.00	2,508.82	2,008.82	20,000.00	2,345.85	2,345.85	-20,000.00	162.97	-337.03
500 Other Purchased Services	20,706.00	226,498.53	103,093.86	217,477.40	244,428.87	223,576.76	-196,771.40	-17,930.34	-120,482.90
600 Supplies & Materials	3,842,187.09	535,828.33	162,271.72	1,838,051.54	762,532.92	624,280.74	2,004,135.55	-226,704.59	-462,009.02
700 Property	0.00	12,838.40	449.00	0.00	10,721.58	10,721.58	0.00	2,116.82	-10,272.58
800 Other Objects	68,947.00	31,915.34	14,857.07	113,642.70	80,134.09	61,516.15	-44,695.70	-48,218.75	-46,659.08
Function - 2200 Supp Svc-Instr Stf	\$4,250,000.00	\$4,164,571.24	\$1,187,280.93	\$5,576,633.71	\$4,743,737.29	\$4,566,015.06	(\$1,326,633.71)	(\$579,166.05)	(\$3,378,734.13)
Function - 2300 Support Serv.-General Adm.									
100 Personnel Services-Salaries	3,000.00	363,462.39	122,414.64	372,896.79	361,619.36	361,619.36	-369,896.79	1,843.03	-239,204.72
200 Personnel Serv.-Employee Benef.	680.00	120,555.85	40,311.72	96,783.21	120,577.77	120,577.77	-96,103.21	-21.92	-80,266.05
300 Purchased Profess.& Tech.Serv.	52,000.00	141,229.50	31,074.51	131,000.00	98,693.30	92,519.58	-79,000.00	42,536.20	-61,445.07
400 Purchased Property Services	0.00	1,000.00	0.00	1,000.00	66.00	66.00	-1,000.00	934.00	-66.00
500 Other Purchased Services	6,575.00	8,525.00	1,893.00	9,025.00	7,060.25	3,476.18	-2,450.00	1,464.75	-1,583.18
600 Supplies & Materials	532,745.00	4,468.00	588.56	29,295.00	2,534.17	2,534.17	503,450.00	1,933.83	-1,945.61
800 Other Objects	5,000.00	10,790.00	3,127.50	31,000.00	8,043.70	8,043.70	-26,000.00	2,746.30	-4,916.20

Enid Public Schools Budget Yearly Comparison

Options: Year: 2025-2026, Date Range: 7/1/2025 - 6/30/2026, Classification Bolding: D

Classification	-----2025-2026-----			-----2024-2025-----			-----Difference-----		
	Appr.	Enc.	Paid	Appr.	Enc.	Paid	Appr.	Enc.	Paid
Function - 2300 Support Serv.-General Adm.	\$600,000.00	\$650,030.74	\$199,409.93	\$671,000.00	\$598,594.55	\$588,836.76	(\$71,000.00)	\$51,436.19	(\$389,426.83)
Function - 2400 Support Serv.-School Admin.									
100 Personnel Services-Salaries	84,500.00	3,117,244.26	804,915.98	3,082,250.00	3,104,654.58	3,104,654.58	-2,997,750.00	12,589.68	-2,299,738.60
200 Personnel Serv.-Employee Benef.	17,900.00	1,061,461.97	265,584.77	692,200.00	1,045,407.45	1,045,407.45	-674,300.00	16,054.52	-779,822.68
400 Purchased Property Services	0.00	3,500.00	0.00	1,550.00	0.00	0.00	-1,550.00	3,500.00	0.00
500 Other Purchased Services	0.00	350.00	320.23	0.00	7,008.00	7,008.00	0.00	-6,658.00	-6,687.77
600 Supplies & Materials	4,167,600.00	5,902.25	3,362.25	349,000.00	22,440.09	20,934.09	3,818,600.00	-16,537.84	-17,571.84
800 Other Objects	0.00	0.00	0.00	0.00	250.00	250.00	0.00	-250.00	-250.00
Function - 2400 Support Serv.-School Admin.	\$4,270,000.00	\$4,188,458.48	\$1,074,183.23	\$4,125,000.00	\$4,179,760.12	\$4,178,254.12	\$145,000.00	\$8,698.36	(\$3,104,070.89)
Function - 2500 Support Services--Business									
100 Personnel Services-Salaries	27,750.00	903,697.23	326,378.54	768,987.56	951,135.01	951,135.01	-741,237.56	-47,437.78	-624,756.47
200 Personnel Serv.-Employee Benef.	4,487.50	342,957.25	120,023.51	193,123.00	357,272.42	357,272.42	-188,635.50	-14,315.17	-237,248.91
300 Purchased Profess.& Tech.Serv.	41,598.00	70,230.00	8,949.65	64,700.00	69,386.87	65,828.52	-23,102.00	843.13	-56,878.87
400 Purchased Property Services	0.00	168,247.60	55,249.20	155,000.00	14,715.43	14,715.43	-155,000.00	153,532.17	40,533.77
500 Other Purchased Services	58,654.75	159,803.94	95,501.55	193,949.46	159,443.42	136,587.80	-135,294.71	360.52	-41,086.25
600 Supplies & Materials	1,884,653.35	377,066.96	146,535.82	610,203.99	151,945.16	141,017.01	1,274,449.36	225,121.80	5,518.81
700 Property	0.00	157,278.85	42,721.82	39,000.00	55,972.80	55,972.80	-39,000.00	101,306.05	-13,250.98
800 Other Objects	182,856.40	323,463.18	46,240.31	328,647.30	277,203.89	263,966.95	-145,790.90	46,259.29	-217,726.64
900 Other Uses of Funds	0.00	173.18	173.18	0.00	0.00	0.00	0.00	173.18	173.18
Function - 2500 Support Services--Business	\$2,200,000.00	\$2,502,918.19	\$841,773.58	\$2,353,611.31	\$2,037,075.00	\$1,986,495.94	(\$153,611.31)	\$465,843.19	(\$1,144,722.36)
Function - 2600 Operation & Mainten.of Plant									
100 Personnel Services-Salaries	145,941.47	2,281,966.80	782,256.50	2,392,744.66	2,446,120.31	2,446,120.31	-2,246,803.19	-164,153.51	-1,663,863.81
200 Personnel Serv.-Employee Benef.	10,850.00	977,191.90	326,117.65	492,714.13	1,112,608.74	1,112,269.49	-481,864.13	-135,416.84	-786,151.84
300 Purchased Profess.& Tech.Serv.	21,000.00	61,750.00	14,907.40	50,500.00	51,732.55	51,053.61	-29,500.00	10,017.45	-36,146.21
400 Purchased Property Services	55,550.00	2,346,854.00	805,529.61	1,939,591.34	2,521,587.18	1,929,654.71	-1,884,041.34	-174,733.18	-1,124,125.10
500 Other Purchased Services	11,200.00	849,922.25	844,591.78	913,750.00	891,516.06	891,433.60	-902,550.00	-41,593.81	-46,841.82
600 Supplies & Materials	8,800,149.51	1,847,664.27	656,581.98	3,163,199.87	1,776,052.50	1,662,905.64	5,636,949.64	71,611.77	-1,006,323.66
700 Property	51,309.02	52,501.89	38,963.51	13,000.00	203,403.59	92,510.59	38,309.02	-150,901.70	-53,547.08
800 Other Objects	4,000.00	8,565.00	669.00	4,500.00	7,316.34	6,814.90	-500.00	1,248.66	-6,145.90
Function - 2600 Operation & Mainten.of Plant	\$9,100,000.00	\$8,426,416.11	\$3,469,617.43	\$8,970,000.00	\$9,010,337.27	\$8,192,762.85	\$130,000.00	(\$583,921.16)	(\$4,723,145.42)
Function - 2700 Student Transportation Serv.									
100 Personnel Services-Salaries	14,500.00	1,074,725.87	259,675.65	1,126,175.00	1,176,430.11	1,176,430.11	-1,111,675.00	-101,704.24	-916,754.46
200 Personnel Serv.-Employee Benef.	3,600.00	513,382.28	107,204.41	219,725.00	590,423.52	590,423.52	-216,125.00	-77,041.24	-483,219.11
300 Purchased Profess.& Tech.Serv.	0.00	4,272.00	3,931.30	0.00	0.00	0.00	0.00	4,272.00	3,931.30
400 Purchased Property Services	0.00	65,657.39	9,513.40	83,500.00	65,471.47	65,201.47	-83,500.00	185.92	-55,688.07
500 Other Purchased Services	66,500.00	74,093.52	9,768.75	59,269.63	61,142.14	60,088.55	7,230.37	12,951.38	-50,319.80
600 Supplies & Materials	2,218,741.66	535,655.86	101,904.82	1,207,789.37	341,030.91	316,089.68	1,010,952.29	194,624.95	-214,184.86

Enid Public Schools Budget Yearly Comparison

Options: Year: 2025-2026, Date Range: 7/1/2025 - 6/30/2026, Classification Bolding: D

Classification	-----2025-2026-----			-----2024-2025-----			-----Difference-----		
	Appr.	Enc.	Paid	Appr.	Enc.	Paid	Appr.	Enc.	Paid
700 Property	46,658.34	78,258.34	77,458.34	19,035.00	36,420.00	36,420.00	27,623.34	41,838.34	41,038.34
800 Other Objects	0.00	3,250.00	1,338.84	4,500.00	2,736.00	2,734.38	-4,500.00	514.00	-1,395.54
Function - 2700 Student Transportation Serv.									
	\$2,350,000.00	\$2,349,295.26	\$570,795.51	\$2,719,994.00	\$2,273,654.15	\$2,247,387.71	(\$369,994.00)	\$75,641.11	(\$1,676,592.20)
Function - 3100 Child Nutrition Programs Oper.									
100 Personnel Services-Salaries	0.00	1,795,999.43	456,823.16	0.00	2,013,803.91	2,013,803.91	0.00	-217,804.48	-1,556,980.75
200 Personnel Serv.-Employee Benef.	0.00	910,330.63	192,595.76	0.00	983,290.99	983,290.99	0.00	-72,960.36	-790,695.23
300 Purchased Profess.& Tech.Serv.	0.00	0.00	0.00	0.00	1,800.00	1,800.00	0.00	-1,800.00	-1,800.00
400 Purchased Property Services	0.00	303,665.96	67,038.67	0.00	295,613.73	166,650.59	0.00	8,052.23	-99,611.92
500 Other Purchased Services	0.00	21,000.00	1,460.03	44,008.16	60,912.04	60,912.04	-44,008.16	-39,912.04	-59,452.01
600 Supplies & Materials	0.00	1,771,650.78	973,663.43	0.00	2,666,807.00	2,660,586.36	0.00	-895,156.22	-1,686,922.93
700 Property	0.00	62,284.32	55,563.32	0.00	114,128.59	40,193.31	0.00	-51,844.27	15,370.01
800 Other Objects	0.00	18,025.00	2,611.00	0.00	15,588.51	15,588.51	0.00	2,436.49	-12,977.51
Function - 3100 Child Nutrition Programs Oper.									
	\$0.00	\$4,882,956.12	\$1,749,755.37	\$44,008.16	\$6,151,944.77	\$5,942,825.71	(\$44,008.16)	(\$1,268,988.65)	(\$4,193,070.34)
Function - 3300 COMMUNITY SERVICES OPER									
100 Personnel Services-Salaries	222,767.28	644,209.03	164,862.06	1,347,059.46	741,077.23	741,077.23	-1,124,292.18	-96,868.20	-576,215.17
200 Personnel Serv.-Employee Benef.	0.00	249,351.39	51,871.69	0.00	294,791.78	294,791.78	0.00	-45,440.39	-242,920.09
300 Purchased Profess.& Tech.Serv.	0.00	2,000.00	150.00	0.00	3,576.00	3,576.00	0.00	-1,576.00	-3,426.00
400 Purchased Property Services	0.00	0.00	0.00	0.00	5,517.05	5,517.05	0.00	-5,517.05	-5,517.05
600 Supplies & Materials	8,867.44	167,640.41	18,986.66	0.00	198,523.39	194,647.48	8,867.44	-30,882.98	-175,660.82
800 Other Objects	0.00	16,600.00	3,605.03	0.00	4,927.84	3,646.51	0.00	11,672.16	-41.48
Function - 3300 COMMUNITY SERVICES OPER									
	\$231,634.72	\$1,079,800.83	\$239,475.44	\$1,347,059.46	\$1,248,413.29	\$1,243,256.05	(\$1,115,424.74)	(\$168,612.46)	(\$1,003,780.61)
Function - 4300 SITE IMPROVEMENT SERVICES									
400 Purchased Property Services	4,500.00	3,000.00	0.00	3,000.00	0.00	0.00	1,500.00	3,000.00	0.00
800 Other Objects	0.00	2,100.00	0.00	1,500.00	0.00	0.00	-1,500.00	2,100.00	0.00
Function - 4300 SITE IMPROVEMENT SERVICES									
	\$4,500.00	\$5,100.00	\$0.00	\$4,500.00	\$0.00	\$0.00	\$0.00	\$5,100.00	\$0.00
Function - 4400 ARCHITECTURE & ENGINEER.SERV.									
400 Purchased Property Services	0.00	0.00	0.00	1,400.00	1,400.00	1,400.00	-1,400.00	-1,400.00	-1,400.00
Function - 4400 ARCHITECTURE & ENGINEER.SERV.									
	\$0.00	\$0.00	\$0.00	\$1,400.00	\$1,400.00	\$1,400.00	(\$1,400.00)	(\$1,400.00)	(\$1,400.00)
Function - 4700 BUILDING IMPROVEMENTS SERV.									
400 Purchased Property Services	0.00	0.00	0.00	0.00	55,774.00	0.00	0.00	-55,774.00	0.00
700 Property	58,000.00	58,000.00	0.00	58,600.00	57,250.00	57,250.00	-600.00	750.00	-57,250.00
Function - 4700 BUILDING IMPROVEMENTS SERV.									
	\$58,000.00	\$58,000.00	\$0.00	\$58,600.00	\$113,024.00	\$57,250.00	(\$600.00)	(\$55,024.00)	(\$57,250.00)
Function - 5200 FUND TRANSFERS/REIMBURSEMENTS									
900 Other Uses of Funds	1,360.00	2,070.00	1,050.00	0.00	10,567.73	10,567.73	1,360.00	-8,497.73	-9,517.73

Enid Public Schools Budget Yearly Comparison

Options: Year: 2025-2026, Date Range: 7/1/2025 - 6/30/2026, Classification Bolding: D

Classification	-----2025-2026-----			-----2024-2025-----			-----Difference-----		
	Appr.	Enc.	Paid	Appr.	Enc.	Paid	Appr.	Enc.	Paid
Function - 5200 FUND TRANSFERS/REIMBURSEMENTS									
	\$1,360.00	\$2,070.00	\$1,050.00	\$0.00	\$10,567.73	\$10,567.73	\$1,360.00	(\$8,497.73)	(\$9,517.73)
Function - 5300 CLEARING ACCOUNT									
200 Personnel Serv.-Employee Benef.	0.00	453,483.00	453,483.00	419,659.00	0.00	0.00	-419,659.00	453,483.00	453,483.00
Function - 5300 CLEARING ACCOUNT									
	\$0.00	\$453,483.00	\$453,483.00	\$419,659.00	\$0.00	\$0.00	(\$419,659.00)	\$453,483.00	\$453,483.00
Function - 5400 INDIR.COST ENTITL.(FED.& CNP)									
100 Personnel Services-Salaries	23,982.59	0.00	0.00	28,089.37	0.00	0.00	-4,106.78	0.00	0.00
900 Other Uses of Funds	61,076.72	0.00	0.00	106,119.52	0.00	0.00	-45,042.80	0.00	0.00
Function - 5400 INDIR.COST ENTITL.(FED.& CNP)									
	\$85,059.31	\$0.00	\$0.00	\$134,208.89	\$0.00	\$0.00	(\$49,149.58)	\$0.00	\$0.00
Function - 5500 PRIVATE, NONPROFIT SCHOOLS									
100 Personnel Services-Salaries	8,983.83	8,983.83	8,983.83	10,393.96	10,393.96	10,393.96	-1,410.13	-1,410.13	-1,410.13
200 Personnel Serv.-Employee Benef.	2,586.88	2,586.88	2,586.88	3,020.31	3,061.55	3,061.55	-433.43	-474.67	-474.67
300 Purchased Profess.& Tech.Serv.	347.87	47.87	47.87	323.35	3,823.35	323.35	24.52	-3,775.48	-275.48
500 Other Purchased Services	26,086.42	2,403.00	0.00	23,500.00	4,344.39	1,649.11	2,586.42	-1,941.39	-1,649.11
600 Supplies & Materials	19,149.54	0.00	0.00	35,478.43	20,253.60	20,253.60	-16,328.89	-20,253.60	-20,253.60
800 Other Objects	28,237.85	2,195.00	0.00	9,648.06	11,821.20	8,132.20	18,589.79	-9,626.20	-8,132.20
Function - 5500 PRIVATE, NONPROFIT SCHOOLS									
	\$85,392.39	\$16,216.58	\$11,618.58	\$82,364.11	\$53,698.05	\$43,813.77	\$3,028.28	(\$37,481.47)	(\$32,195.19)
Function - 5600 CORRECTING ENTRY									
900 Other Uses of Funds	0.00	10,312.75	9,993.70	0.00	45,222.88	45,222.88	0.00	-34,910.13	-35,229.18
Function - 5600 CORRECTING ENTRY									
	\$0.00	\$10,312.75	\$9,993.70	\$0.00	\$45,222.88	\$45,222.88	\$0.00	(\$34,910.13)	(\$35,229.18)
Function - 8100 RESTRICTED FUNDS									
800 Other Objects	0.00	646.00	646.00	1,295.84	1,295.84	1,295.84	-1,295.84	-649.84	-649.84
Function - 8100 RESTRICTED FUNDS									
	\$0.00	\$646.00	\$646.00	\$1,295.84	\$1,295.84	\$1,295.84	(\$1,295.84)	(\$649.84)	(\$649.84)
Fund - 11 GENERAL FUND									
	\$98,314,363.78	\$73,252,910.08	\$19,308,281.50	\$98,026,186.13	\$77,543,089.16	\$75,826,636.32	\$288,177.65	(\$4,290,179.08)	(\$56,518,354.82)
Report Total:	\$98,314,363.78	\$73,252,910.08	\$19,308,281.50	\$98,026,186.13	\$77,543,089.16	\$75,826,636.32	\$288,177.65	(\$4,290,179.08)	(\$56,518,354.82)

GENERAL FUND
FISCAL YEAR 2026
DETAILED BUDGET ANALYSIS

A COMPARISON OF:

FISCAL YEAR 2024-2025, ACTIVITY July 1, 2024 – June 30, 2025

AND

FISCAL YEAR 2025-2026, ACTIVITY July 1, 2025 – November 01, 2026

Enid Public Schools Budget Yearly Comparison

Options: Year: 2025-2026, Date Range: 7/1/2025 - 6/30/2026, Classification Bolding: D

Classification	-----2025-2026-----			-----2024-2025-----			-----Difference-----		
	Appr.	Enc.	Paid	Appr.	Enc.	Paid	Appr.	Enc.	Paid
Fund - 11 GENERAL FUND									
Project - 000 NON-CATEGORICAL EXP									
Function - 1000 INSTRUCTION									
100 Personnel Services-Salaries	56,862,796.64	18,988,644.68	3,317,047.98	39,484,145.08	19,029,108.58	19,029,108.58	17,378,651.56	-40,463.90	-15,712,060.60
200 Personnel Serv.-Employee Benef.	0.00	4,511,102.42	785,769.11	5,000,000.00	4,617,710.59	4,617,710.59	-5,000,000.00	-106,608.17	-3,831,941.48
300 Purchased Profess.& Tech.Serv.	0.00	475,000.00	113,039.94	600,000.00	498,689.14	498,689.14	-600,000.00	-23,689.14	-385,649.20
400 Purchased Property Services	0.00	0.00	0.00	4,500.00	127,050.10	127,050.10	-4,500.00	-127,050.10	-127,050.10
500 Other Purchased Services	0.00	0.00	0.00	0.00	40.00	40.00	0.00	-40.00	-40.00
600 Supplies & Materials	-16,986.41	535,668.71	439,305.45	200,000.00	734,968.99	631,499.21	-216,986.41	-199,300.28	-192,193.76
700 Property	0.00	0.00	0.00	271,560.00	0.00	0.00	-271,560.00	0.00	0.00
Function - 1000 INSTRUCTION	\$56,845,810.23	\$24,510,415.81	\$4,655,162.48	\$45,560,205.08	\$25,007,567.40	\$24,904,097.62	\$11,285,605.15	(\$497,151.59)	(\$20,248,935.14)
Function - 2100 Supp Svcs-Students									
100 Personnel Services-Salaries	0.00	2,017,163.11	414,703.75	2,300,000.00	2,233,395.93	2,233,395.93	-2,300,000.00	-216,232.82	-1,818,692.18
200 Personnel Serv.-Employee Benef.	0.00	468,053.99	97,169.04	600,000.00	525,699.83	525,699.83	-600,000.00	-57,645.84	-428,530.79
300 Purchased Profess.& Tech.Serv.	0.00	3,100.00	2,100.00	1,000.00	0.00	0.00	-1,000.00	3,100.00	2,100.00
400 Purchased Property Services	0.00	0.00	0.00	15,000.00	7,175.00	7,175.00	-15,000.00	-7,175.00	-7,175.00
600 Supplies & Materials	3,526,421.13	8,487.62	0.00	506,158.82	1,497.33	1,497.33	3,020,262.31	6,990.29	-1,497.33
800 Other Objects	0.00	36,500.00	26,949.16	12,000.00	8,741.00	8,740.37	-12,000.00	27,759.00	18,208.79
Function - 2100 Supp Svcs-Students	\$3,526,421.13	\$2,533,304.72	\$540,921.95	\$3,434,158.82	\$2,776,509.09	\$2,776,508.46	\$92,262.31	(\$243,204.37)	(\$2,235,586.51)
Function - 2200 Supp Svc-Instr Stf									
100 Personnel Services-Salaries	0.00	1,420,934.31	369,198.75	1,600,000.00	1,523,612.49	1,523,612.49	-1,600,000.00	-102,678.18	-1,154,413.74
200 Personnel Serv.-Employee Benef.	0.00	337,316.18	89,617.29	375,000.00	365,765.32	365,765.32	-375,000.00	-28,449.14	-276,148.03
300 Purchased Profess.& Tech.Serv.	0.00	0.00	0.00	7,500.00	7,500.00	7,500.00	-7,500.00	-7,500.00	-7,500.00
500 Other Purchased Services	0.00	45,000.00	593.00	63,000.00	39,289.43	34,745.00	-63,000.00	5,710.57	-34,152.00
600 Supplies & Materials	3,763,151.78	11,170.00	4,804.73	1,038,254.08	12,100.00	7,389.89	2,724,897.70	-930.00	-2,585.16
Function - 2200 Supp Svc-Instr Stf	\$3,763,151.78	\$1,814,420.49	\$464,213.77	\$3,083,754.08	\$1,948,267.24	\$1,939,012.70	\$679,397.70	(\$133,846.75)	(\$1,474,798.93)
Function - 2300 Support Serv.-General Adm.									
100 Personnel Services-Salaries	0.00	294,005.00	98,462.16	300,000.00	290,881.33	290,881.33	-300,000.00	3,123.67	-192,419.17
200 Personnel Serv.-Employee Benef.	0.00	73,328.97	24,530.27	75,000.00	73,530.45	73,530.45	-75,000.00	-201.48	-49,000.18
300 Purchased Profess.& Tech.Serv.	0.00	89,532.00	24,526.16	90,000.00	51,279.76	50,114.04	-90,000.00	38,252.24	-25,587.88
500 Other Purchased Services	0.00	2,000.00	0.00	2,000.00	0.00	0.00	-2,000.00	2,000.00	0.00
600 Supplies & Materials	528,745.00	0.00	0.00	25,295.00	0.00	0.00	503,450.00	0.00	0.00
800 Other Objects	0.00	9,750.00	2,927.50	16,000.00	7,303.70	7,303.70	-16,000.00	2,446.30	-4,376.20
Function - 2300 Support Serv.-General Adm.	\$528,745.00	\$468,615.97	\$150,446.09	\$508,295.00	\$422,995.24	\$421,829.52	\$20,450.00	\$45,620.73	(\$271,383.43)
Function - 2400 Support Serv.-School Admin.									
100 Personnel Services-Salaries	0.00	2,986,149.25	749,356.63	3,000,000.00	2,977,134.03	2,977,134.03	-3,000,000.00	9,015.22	-2,227,777.40
200 Personnel Serv.-Employee Benef.	0.00	676,431.66	170,033.93	675,000.00	680,073.40	680,073.40	-675,000.00	-3,641.74	-510,039.47

Enid Public Schools Budget Yearly Comparison

Options: Year: 2025-2026, Date Range: 7/1/2025 - 6/30/2026, Classification Bolding: D

Classification	-----2025-2026-----			-----2024-2025-----			-----Difference-----		
	Appr.	Enc.	Paid	Appr.	Enc.	Paid	Appr.	Enc.	Paid
600 Supplies & Materials	4,167,600.00	0.00	0.00	348,500.00	178.19	178.19	3,819,100.00	-178.19	-178.19
Function - 2400 Support Serv.-School Admin.									
	\$4,167,600.00	\$3,662,580.91	\$919,390.56	\$4,023,500.00	\$3,657,385.62	\$3,657,385.62	\$144,100.00	\$5,195.29	(\$2,737,995.06)
Function - 2500 Support Services--Business									
100 Personnel Services-Salaries	0.00	759,132.00	267,022.17	725,000.00	751,924.50	751,924.50	-725,000.00	7,207.50	-484,902.33
200 Personnel Serv.-Employee Benef.	0.00	197,363.62	68,924.55	185,000.00	195,164.93	195,164.93	-185,000.00	2,198.69	-126,240.38
300 Purchased Profess.& Tech.Serv.	0.00	500.00	500.00	0.00	0.00	0.00	0.00	500.00	500.00
400 Purchased Property Services	0.00	165,747.60	55,249.20	155,000.00	13,616.70	13,616.70	-155,000.00	152,130.90	41,632.50
500 Other Purchased Services	0.00	104,800.99	72,700.99	110,000.00	90,613.54	86,928.72	-110,000.00	14,187.45	-14,227.73
600 Supplies & Materials	1,780,953.35	262,923.35	66,168.48	513,088.99	37,591.49	28,257.14	1,267,864.36	225,331.86	37,911.34
800 Other Objects	0.00	102,445.00	9,888.88	100,000.00	75,289.04	64,738.00	-100,000.00	27,155.96	-54,849.12
Function - 2500 Support Services--Business									
	\$1,780,953.35	\$1,592,912.56	\$540,454.27	\$1,788,088.99	\$1,164,200.20	\$1,140,629.99	(\$7,135.64)	\$428,712.36	(\$600,175.72)
Function - 2600 Operation & Mainten.of Plant									
100 Personnel Services-Salaries	0.00	2,128,981.43	717,467.71	2,250,000.00	2,267,265.81	2,267,265.81	-2,250,000.00	-138,284.38	-1,549,798.10
200 Personnel Serv.-Employee Benef.	0.00	449,552.47	150,210.82	460,000.00	559,128.90	558,789.65	-460,000.00	-109,576.43	-408,578.83
300 Purchased Profess.& Tech.Serv.	0.00	19,500.00	4,352.90	19,500.00	14,642.85	14,642.85	-19,500.00	4,857.15	-10,289.95
400 Purchased Property Services	0.00	682,214.40	255,278.87	475,000.00	453,317.79	398,357.22	-475,000.00	228,896.61	-143,078.35
500 Other Purchased Services	0.00	849,122.25	844,489.54	900,000.00	887,800.04	887,717.58	-900,000.00	-38,677.79	-43,228.04
600 Supplies & Materials	6,477,249.51	1,076,576.01	406,203.93	2,565,799.87	1,055,715.00	1,008,870.93	3,911,449.64	20,861.01	-602,667.00
700 Property	0.00	0.00	0.00	0.00	110,893.00	0.00	0.00	-110,893.00	0.00
800 Other Objects	0.00	100.00	0.00	0.00	100.00	100.00	0.00	0.00	-100.00
Function - 2600 Operation & Mainten.of Plant									
	\$6,477,249.51	\$5,206,046.56	\$2,378,003.77	\$6,670,299.87	\$5,348,863.39	\$5,135,744.04	(\$193,050.36)	(\$142,816.83)	(\$2,757,740.27)
Function - 2700 Student Transportation Serv.									
100 Personnel Services-Salaries	0.00	1,032,674.91	234,696.79	1,100,000.00	1,121,730.45	1,121,730.45	-1,100,000.00	-89,055.54	-887,033.66
200 Personnel Serv.-Employee Benef.	0.00	214,343.33	49,959.46	215,000.00	285,702.30	285,702.30	-215,000.00	-71,358.97	-235,742.84
400 Purchased Property Services	0.00	9,430.44	0.00	0.00	0.00	0.00	0.00	9,430.44	0.00
600 Supplies & Materials	1,718,741.66	0.00	0.00	705,289.37	0.00	0.00	1,013,452.29	0.00	0.00
Function - 2700 Student Transportation Serv.									
	\$1,718,741.66	\$1,256,448.68	\$284,656.25	\$2,020,289.37	\$1,407,432.75	\$1,407,432.75	(\$301,547.71)	(\$150,984.07)	(\$1,122,776.50)
Function - 3100 Child Nutrition Programs Oper.									
100 Personnel Services-Salaries	0.00	1,062.50	1,062.50	0.00	0.00	0.00	0.00	1,062.50	1,062.50
200 Personnel Serv.-Employee Benef.	0.00	81.29	81.29	0.00	0.00	0.00	0.00	81.29	81.29
Function - 3100 Child Nutrition Programs Oper.									
	\$0.00	\$1,143.79	\$1,143.79	\$0.00	\$0.00	\$0.00	\$0.00	\$1,143.79	\$1,143.79
Function - 3300 COMMUNITY SERVICES OPER									
100 Personnel Services-Salaries	0.00	0.00	0.00	0.00	92.50	92.50	0.00	-92.50	-92.50
200 Personnel Serv.-Employee Benef.	0.00	0.00	0.00	0.00	154.40	154.40	0.00	-154.40	-154.40
800 Other Objects	0.00	0.00	0.00	0.00	540.00	540.00	0.00	-540.00	-540.00

Enid Public Schools Budget Yearly Comparison

Options: Year: 2025-2026, Date Range: 7/1/2025 - 6/30/2026, Classification Bolding: D

Classification	-----2025-2026-----			-----2024-2025-----			-----Difference-----		
	Appr.	Enc.	Paid	Appr.	Enc.	Paid	Appr.	Enc.	Paid
Function - 3300 COMMUNITY SERVICES OPER	\$0.00	\$0.00	\$0.00	\$0.00	\$786.90	\$786.90	\$0.00	(\$786.90)	(\$786.90)
Function - 4300 SITE IMPROVEMENT SERVICES									
800 Other Objects	0.00	600.00	0.00	0.00	0.00	0.00	0.00	600.00	0.00
Function - 4300 SITE IMPROVEMENT SERVICES	\$0.00	\$600.00	\$0.00	\$0.00	\$0.00	\$0.00	\$0.00	\$600.00	\$0.00
Function - 5300 CLEARING ACCOUNT									
200 Personnel Serv.-Employee Benef.	0.00	453,483.00	453,483.00	419,659.00	0.00	0.00	-419,659.00	453,483.00	453,483.00
Function - 5300 CLEARING ACCOUNT	\$0.00	\$453,483.00	\$453,483.00	\$419,659.00	\$0.00	\$0.00	(\$419,659.00)	\$453,483.00	\$453,483.00
Function - 5600 CORRECTING ENTRY									
900 Other Uses of Funds	0.00	7,251.00	7,251.00	0.00	40,529.43	40,529.43	0.00	-33,278.43	-33,278.43
Function - 5600 CORRECTING ENTRY	\$0.00	\$7,251.00	\$7,251.00	\$0.00	\$40,529.43	\$40,529.43	\$0.00	(\$33,278.43)	(\$33,278.43)
Project - 000 NON-CATEGORICAL EXP	\$78,808,672.66	\$41,507,223.49	\$10,395,126.93	\$67,508,250.21	\$41,774,537.26	\$41,423,957.03	\$11,300,422.45	(\$267,313.77)	(\$31,028,830.10)
Project - 002 District Funded Sp.Ed.									
Function - 1000 INSTRUCTION									
100 Personnel Services-Salaries	3,000,000.00	2,996,996.39	525,919.23	2,988,000.00	3,069,439.24	3,069,439.24	12,000.00	-72,442.85	-2,543,520.01
200 Personnel Serv.-Employee Benef.	660,000.00	658,747.38	114,581.27	653,000.00	689,031.72	689,031.72	7,000.00	-30,284.34	-574,450.45
600 Supplies & Materials	11,500.00	11,117.52	10,767.52	45,500.00	39,084.85	39,084.85	-34,000.00	-27,967.33	-28,317.33
Function - 1000 INSTRUCTION	\$3,671,500.00	\$3,666,861.29	\$651,268.02	\$3,686,500.00	\$3,797,555.81	\$3,797,555.81	(\$15,000.00)	(\$130,694.52)	(\$3,146,287.79)
Function - 2100 Supp Svcs-Students									
100 Personnel Services-Salaries	1,240,000.00	1,235,072.08	246,443.57	1,369,460.00	1,310,644.65	1,310,644.65	-129,460.00	-75,572.57	-1,064,201.08
200 Personnel Serv.-Employee Benef.	300,000.00	299,980.33	59,034.02	329,250.00	320,669.47	320,669.47	-29,250.00	-20,689.14	-261,635.45
300 Purchased Profess.& Tech.Serv.	735,000.00	734,520.57	147,367.77	667,709.25	630,795.39	630,795.39	67,290.75	103,725.18	-483,427.62
400 Purchased Property Services	2,200.00	2,191.60	1,694.75	2,000.00	1,944.00	1,944.00	200.00	247.60	-249.25
600 Supplies & Materials	44,000.00	43,672.15	40,044.64	36,300.00	15,225.69	15,225.69	7,700.00	28,446.46	24,818.95
Function - 2100 Supp Svcs-Students	\$2,321,200.00	\$2,315,436.73	\$494,584.75	\$2,404,719.25	\$2,279,279.20	\$2,279,279.20	(\$83,519.25)	\$36,157.53	(\$1,784,694.45)
Function - 2200 Supp Svc-Instr Stf									
100 Personnel Services-Salaries	112,000.00	110,962.96	36,692.02	111,200.00	112,392.86	112,392.86	800.00	-1,429.90	-75,700.84
200 Personnel Serv.-Employee Benef.	27,500.00	27,271.78	9,003.04	27,500.00	28,122.85	28,122.85	0.00	-851.07	-19,119.81
500 Other Purchased Services	0.00	0.00	0.00	1,000.00	160.50	160.50	-1,000.00	-160.50	-160.50
800 Other Objects	4,000.00	4,000.00	0.00	5,000.00	185.00	185.00	-1,000.00	3,815.00	-185.00
Function - 2200 Supp Svc-Instr Stf	\$143,500.00	\$142,234.74	\$45,695.06	\$144,700.00	\$140,861.21	\$140,861.21	(\$1,200.00)	\$1,373.53	(\$95,166.15)
Function - 2300 Support Serv.-General Adm.									
600 Supplies & Materials	4,000.00	4,000.00	588.56	4,000.00	1,166.21	1,166.21	0.00	2,833.79	-577.65

Enid Public Schools Budget Yearly Comparison

Options: Year: 2025-2026, Date Range: 7/1/2025 - 6/30/2026, Classification Bolding: D

Classification	-----2025-2026-----			-----2024-2025-----			-----Difference-----		
	Appr.	Enc.	Paid	Appr.	Enc.	Paid	Appr.	Enc.	Paid
Function - 2300 Support Serv.-General Adm.	\$4,000.00	\$4,000.00	\$588.56	\$4,000.00	\$1,166.21	\$1,166.21	\$0.00	\$2,833.79	(\$577.65)
Function - 2500 Support Services--Business									
100 Personnel Services-Salaries	0.00	343.75	343.75	0.00	275.00	275.00	0.00	68.75	68.75
200 Personnel Serv.-Employee Benef.	0.00	87.42	87.42	0.00	71.03	71.03	0.00	16.39	16.39
500 Other Purchased Services	0.00	2,722.50	722.50	2,100.75	87.17	87.17	-2,100.75	2,635.33	635.33
600 Supplies & Materials	10,600.00	3,000.00	161.39	2,500.00	367.75	367.75	8,100.00	2,632.25	-206.36
800 Other Objects	0.00	4,415.87	1,195.87	5,480.00	0.00	0.00	-5,480.00	4,415.87	1,195.87
Function - 2500 Support Services--Business	\$10,600.00	\$10,569.54	\$2,510.93	\$10,080.75	\$800.95	\$800.95	\$519.25	\$9,768.59	\$1,709.98
Function - 2600 Operation & Mainten.of Plant									
100 Personnel Services-Salaries	0.00	0.00	0.00	0.00	174.00	174.00	0.00	-174.00	-174.00
600 Supplies & Materials	0.00	0.00	0.00	0.00	799.00	799.00	0.00	-799.00	-799.00
Function - 2600 Operation & Mainten.of Plant	\$0.00	\$0.00	\$0.00	\$0.00	\$973.00	\$973.00	\$0.00	(\$973.00)	(\$973.00)
Function - 2700 Student Transportation Serv.									
100 Personnel Services-Salaries	6,000.00	5,405.66	5,405.66	0.00	3,333.60	3,333.60	6,000.00	2,072.06	2,072.06
200 Personnel Serv.-Employee Benef.	900.00	861.03	861.03	0.00	783.44	783.44	900.00	77.59	77.59
Function - 2700 Student Transportation Serv.	\$6,900.00	\$6,266.69	\$6,266.69	\$0.00	\$4,117.04	\$4,117.04	\$6,900.00	\$2,149.65	\$2,149.65
Function - 5500 PRIVATE, NONPROFIT SCHOOLS									
200 Personnel Serv.-Employee Benef.	0.00	0.00	0.00	0.00	41.24	41.24	0.00	-41.24	-41.24
Function - 5500 PRIVATE, NONPROFIT SCHOOLS	\$0.00	\$0.00	\$0.00	\$0.00	\$41.24	\$41.24	\$0.00	(\$41.24)	(\$41.24)
Project - 002 District Funded Sp.Ed.	\$6,157,700.00	\$6,145,368.99	\$1,200,914.01	\$6,250,000.00	\$6,224,794.66	\$6,224,794.66	(\$92,300.00)	(\$79,425.67)	(\$5,023,880.65)
Project - 004 Summer Maintenance									
Function - 2500 Support Services--Business									
100 Personnel Services-Salaries	9,000.00	4,896.00	4,896.00	11,000.00	13,490.25	13,490.25	-2,000.00	-8,594.25	-8,594.25
200 Personnel Serv.-Employee Benef.	2,000.00	537.56	537.56	1,000.00	1,300.70	1,300.70	1,000.00	-763.14	-763.14
Function - 2500 Support Services--Business	\$11,000.00	\$5,433.56	\$5,433.56	\$12,000.00	\$14,790.95	\$14,790.95	(\$1,000.00)	(\$9,357.39)	(\$9,357.39)
Function - 2600 Operation & Mainten.of Plant									
100 Personnel Services-Salaries	20,000.00	9,391.50	9,391.50	31,000.00	35,575.50	35,575.50	-11,000.00	-26,184.00	-26,184.00
200 Personnel Serv.-Employee Benef.	4,000.00	833.90	833.90	2,500.00	4,514.99	4,514.99	1,500.00	-3,681.09	-3,681.09
Function - 2600 Operation & Mainten.of Plant	\$24,000.00	\$10,225.40	\$10,225.40	\$33,500.00	\$40,090.49	\$40,090.49	(\$9,500.00)	(\$29,865.09)	(\$29,865.09)
Project - 004 Summer Maintenance	\$35,000.00	\$15,658.96	\$15,658.96	\$45,500.00	\$54,881.44	\$54,881.44	(\$10,500.00)	(\$39,222.48)	(\$39,222.48)
Project - 005 Summer School-EHS									
Function - 1000 INSTRUCTION									

Enid Public Schools Budget Yearly Comparison

Options: Year: 2025-2026, Date Range: 7/1/2025 - 6/30/2026, Classification Bolding: D

Classification	-----2025-2026-----			-----2024-2025-----			-----Difference-----		
	Appr.	Enc.	Paid	Appr.	Enc.	Paid	Appr.	Enc.	Paid
100 Personnel Services-Salaries	2,000.00	0.00	0.00	3,000.00	1,545.00	1,545.00	-1,000.00	-1,545.00	-1,545.00
200 Personnel Serv.-Employee Benef.	400.00	0.00	0.00	600.00	271.10	271.10	-200.00	-271.10	-271.10
Function - 1000 INSTRUCTION	\$2,400.00	\$0.00	\$0.00	\$3,600.00	\$1,816.10	\$1,816.10	(\$1,200.00)	(\$1,816.10)	(\$1,816.10)
Function - 2600 Operation & Mainten.of Plant									
200 Personnel Serv.-Employee Benef.	0.00	0.00	0.00	1,200.00	0.00	0.00	-1,200.00	0.00	0.00
Function - 2600 Operation & Mainten.of Plant	\$0.00	\$0.00	\$0.00	\$1,200.00	\$0.00	\$0.00	(\$1,200.00)	\$0.00	\$0.00
Function - 2700 Student Transportation Serv.									
100 Personnel Services-Salaries	3,500.00	0.00	0.00	6,000.00	3,101.32	3,101.32	-2,500.00	-3,101.32	-3,101.32
200 Personnel Serv.-Employee Benef.	700.00	0.00	0.00	0.00	799.86	799.86	700.00	-799.86	-799.86
Function - 2700 Student Transportation Serv.	\$4,200.00	\$0.00	\$0.00	\$6,000.00	\$3,901.18	\$3,901.18	(\$1,800.00)	(\$3,901.18)	(\$3,901.18)
Project - 005 Summer School-EHS	\$6,600.00	\$0.00	\$0.00	\$10,800.00	\$5,717.28	\$5,717.28	(\$4,200.00)	(\$5,717.28)	(\$5,717.28)
Project - 006 Intramural Athletics									
Function - 1000 INSTRUCTION									
100 Personnel Services-Salaries	14,500.00	137.09	137.09	0.00	14,738.12	14,738.12	14,500.00	-14,601.03	-14,601.03
200 Personnel Serv.-Employee Benef.	2,900.00	24.10	24.10	0.00	2,506.62	2,506.62	2,900.00	-2,482.52	-2,482.52
600 Supplies & Materials	0.00	10,776.01	10,776.01	0.00	0.00	0.00	0.00	10,776.01	10,776.01
Function - 1000 INSTRUCTION	\$17,400.00	\$10,937.20	\$10,937.20	\$0.00	\$17,244.74	\$17,244.74	\$17,400.00	(\$6,307.54)	(\$6,307.54)
Function - 2100 Supp Svcs-Students									
600 Supplies & Materials	1,000.00	0.00	0.00	0.00	897.00	897.00	1,000.00	-897.00	-897.00
Function - 2100 Supp Svcs-Students	\$1,000.00	\$0.00	\$0.00	\$0.00	\$897.00	\$897.00	\$1,000.00	(\$897.00)	(\$897.00)
Project - 006 Intramural Athletics	\$18,400.00	\$10,937.20	\$10,937.20	\$0.00	\$18,141.74	\$18,141.74	\$18,400.00	(\$7,204.54)	(\$7,204.54)
Project - 008 Integris Hospital Contract									
Function - 1000 INSTRUCTION									
100 Personnel Services-Salaries	176,000.00	175,997.64	29,914.17	174,500.00	175,154.87	175,154.87	1,500.00	842.77	-145,240.70
200 Personnel Serv.-Employee Benef.	40,600.00	40,525.32	6,901.81	40,500.00	41,276.97	41,276.97	100.00	-751.65	-34,375.16
Function - 1000 INSTRUCTION	\$216,600.00	\$216,522.96	\$36,815.98	\$215,000.00	\$216,431.84	\$216,431.84	\$1,600.00	\$91.12	(\$179,615.86)
Project - 008 Integris Hospital Contract	\$216,600.00	\$216,522.96	\$36,815.98	\$215,000.00	\$216,431.84	\$216,431.84	\$1,600.00	\$91.12	(\$179,615.86)
Project - 009 Adult Ed - MOE									
Function - 1000 INSTRUCTION									
100 Personnel Services-Salaries	53,500.00	53,107.16	8,762.00	0.00	0.00	0.00	53,500.00	53,107.16	8,762.00
200 Personnel Serv.-Employee Benef.	12,500.00	12,223.81	2,115.80	0.00	0.00	0.00	12,500.00	12,223.81	2,115.80

Enid Public Schools Budget Yearly Comparison

Options: Year: 2025-2026, Date Range: 7/1/2025 - 6/30/2026, Classification Bolding: D

Classification	-----2025-2026-----			-----2024-2025-----			-----Difference-----		
	Appr.	Enc.	Paid	Appr.	Enc.	Paid	Appr.	Enc.	Paid
Function - 1000 INSTRUCTION	\$66,000.00	\$65,330.97	\$10,877.80	\$0.00	\$0.00	\$0.00	\$66,000.00	\$65,330.97	\$10,877.80
Function - 2200 Supp Svc-Instr Stf									
800 Other Objects	0.00	650.00	650.00	0.00	0.00	0.00	0.00	650.00	650.00
Function - 2200 Supp Svc-Instr Stf	\$0.00	\$650.00	\$650.00	\$0.00	\$0.00	\$0.00	\$0.00	\$650.00	\$650.00
Project - 009 Adult Ed - MOE	\$66,000.00	\$65,980.97	\$11,527.80	\$0.00	\$0.00	\$0.00	\$66,000.00	\$65,980.97	\$11,527.80
Project - 011 County Juvenile									
Function - 1000 INSTRUCTION									
100 Personnel Services-Salaries	56,100.00	56,004.24	9,334.09	55,500.00	55,477.87	55,477.87	600.00	526.37	-46,143.78
200 Personnel Serv.-Employee Benef.	13,050.00	13,042.14	2,173.64	13,000.00	13,199.06	13,199.06	50.00	-156.92	-11,025.42
Function - 1000 INSTRUCTION	\$69,150.00	\$69,046.38	\$11,507.73	\$68,500.00	\$68,676.93	\$68,676.93	\$650.00	\$369.45	(\$57,169.20)
Project - 011 County Juvenile	\$69,150.00	\$69,046.38	\$11,507.73	\$68,500.00	\$68,676.93	\$68,676.93	\$650.00	\$369.45	(\$57,169.20)
Project - 012 Professional Development									
Function - 2200 Supp Svc-Instr Stf									
100 Personnel Services-Salaries	18,000.00	17,300.00	17,300.00	18,800.00	18,800.00	18,800.00	-800.00	-1,500.00	-1,500.00
200 Personnel Serv.-Employee Benef.	3,100.00	2,967.00	2,967.00	3,167.20	3,241.78	3,241.78	-67.20	-274.78	-274.78
Function - 2200 Supp Svc-Instr Stf	\$21,100.00	\$20,267.00	\$20,267.00	\$21,967.20	\$22,041.78	\$22,041.78	(\$867.20)	(\$1,774.78)	(\$1,774.78)
Function - 2500 Support Services--Business									
100 Personnel Services-Salaries	0.00	800.00	800.00	1,200.00	1,200.00	1,200.00	-1,200.00	-400.00	-400.00
200 Personnel Serv.-Employee Benef.	0.00	137.22	137.22	205.80	210.56	210.56	-205.80	-73.34	-73.34
Function - 2500 Support Services--Business	\$0.00	\$937.22	\$937.22	\$1,405.80	\$1,410.56	\$1,410.56	(\$1,405.80)	(\$473.34)	(\$473.34)
Project - 012 Professional Development	\$21,100.00	\$21,204.22	\$21,204.22	\$23,373.00	\$23,452.34	\$23,452.34	(\$2,273.00)	(\$2,248.12)	(\$2,248.12)
Project - 013 Gifted and Talented/Enrichment									
Function - 1000 INSTRUCTION									
100 Personnel Services-Salaries	0.00	54,144.24	9,024.09	0.00	55,404.02	55,404.02	0.00	-1,259.78	-46,379.93
200 Personnel Serv.-Employee Benef.	0.00	12,536.24	2,089.32	0.00	13,175.28	13,175.28	0.00	-639.04	-11,085.96
600 Supplies & Materials	15,000.00	7,390.64	6,890.64	19,000.00	10,641.85	10,641.85	-4,000.00	-3,251.21	-3,751.21
Function - 1000 INSTRUCTION	\$15,000.00	\$74,071.12	\$18,004.05	\$19,000.00	\$79,221.15	\$79,221.15	(\$4,000.00)	(\$5,150.03)	(\$61,217.10)
Function - 2200 Supp Svc-Instr Stf									
100 Personnel Services-Salaries	0.00	0.00	0.00	0.00	45.00	45.00	0.00	-45.00	-45.00
200 Personnel Serv.-Employee Benef.	0.00	0.00	0.00	0.00	8.24	8.24	0.00	-8.24	-8.24
300 Purchased Profess.& Tech.Serv.	0.00	0.00	0.00	0.00	5,436.06	5,436.06	0.00	-5,436.06	-5,436.06
600 Supplies & Materials	0.00	6,600.00	0.00	0.00	0.00	0.00	0.00	6,600.00	0.00

Enid Public Schools Budget Yearly Comparison

Options: Year: 2025-2026, Date Range: 7/1/2025 - 6/30/2026, Classification Bolding: D

Classification	-----2025-2026-----			-----2024-2025-----			-----Difference-----		
	Appr.	Enc.	Paid	Appr.	Enc.	Paid	Appr.	Enc.	Paid
800 Other Objects	0.00	0.00	0.00	0.00	179.00	179.00	0.00	-179.00	-179.00
Function - 2200 Supp Svc-Instr Stf	\$0.00	\$6,600.00	\$0.00	\$0.00	\$5,668.30	\$5,668.30	\$0.00	\$931.70	(\$5,668.30)
Project - 013 Gifted and Talented/Enrichment	\$15,000.00	\$80,671.12	\$18,004.05	\$19,000.00	\$84,889.45	\$84,889.45	(\$4,000.00)	(\$4,218.33)	(\$66,885.40)
Project - 014 EPS C.A.R.E.S. Function - 1000 INSTRUCTION									
600 Supplies & Materials	0.00	0.00	0.00	75.00	0.00	0.00	-75.00	0.00	0.00
Function - 1000 INSTRUCTION	\$0.00	\$0.00	\$0.00	\$75.00	\$0.00	\$0.00	(\$75.00)	\$0.00	\$0.00
Function - 2100 Supp Svcs-Students									
600 Supplies & Materials	0.00	1,200.00	323.98	0.00	838.28	838.28	0.00	361.72	-514.30
Function - 2100 Supp Svcs-Students	\$0.00	\$1,200.00	\$323.98	\$0.00	\$838.28	\$838.28	\$0.00	\$361.72	(\$514.30)
Function - 2500 Support Services--Business									
800 Other Objects	0.00	372.75	372.75	0.00	1,041.75	988.50	0.00	-669.00	-615.75
Function - 2500 Support Services--Business	\$0.00	\$372.75	\$372.75	\$0.00	\$1,041.75	\$988.50	\$0.00	(\$669.00)	(\$615.75)
Function - 2600 Operation & Mainten.of Plant									
400 Purchased Property Services	0.00	18,655.71	11,572.71	0.00	79,565.70	79,565.70	0.00	-60,909.99	-67,992.99
600 Supplies & Materials	0.00	14,231.25	3,136.16	0.00	6,887.80	6,412.47	0.00	7,343.45	-3,276.31
700 Property	0.00	0.00	0.00	0.00	66,520.00	66,520.00	0.00	-66,520.00	-66,520.00
Function - 2600 Operation & Mainten.of Plant	\$0.00	\$32,886.96	\$14,708.87	\$0.00	\$152,973.50	\$152,498.17	\$0.00	(\$120,086.54)	(\$137,789.30)
Function - 3300 COMMUNITY SERVICES OPER									
100 Personnel Services-Salaries	222,767.28	609,059.64	150,578.57	1,347,059.46	716,010.40	716,010.40	-1,124,292.18	-106,950.76	-565,431.83
200 Personnel Serv.-Employee Benef.	0.00	112,819.18	26,338.48	0.00	157,320.15	157,320.15	0.00	-44,500.97	-130,981.67
300 Purchased Profess.& Tech.Serv.	0.00	2,000.00	150.00	0.00	3,576.00	3,576.00	0.00	-1,576.00	-3,426.00
400 Purchased Property Services	0.00	0.00	0.00	0.00	5,517.05	5,517.05	0.00	-5,517.05	-5,517.05
600 Supplies & Materials	0.00	167,640.41	18,986.66	0.00	198,523.39	194,647.48	0.00	-30,882.98	-175,660.82
800 Other Objects	0.00	16,000.00	3,605.03	0.00	3,787.84	2,506.51	0.00	12,212.16	1,098.52
Function - 3300 COMMUNITY SERVICES OPER	\$222,767.28	\$907,519.23	\$199,658.74	\$1,347,059.46	\$1,084,734.83	\$1,079,577.59	(\$1,124,292.18)	(\$177,215.60)	(\$879,918.85)
Function - 5600 CORRECTING ENTRY									
900 Other Uses of Funds	0.00	276.00	0.00	0.00	0.00	0.00	0.00	276.00	0.00
Function - 5600 CORRECTING ENTRY	\$0.00	\$276.00	\$0.00	\$0.00	\$0.00	\$0.00	\$0.00	\$276.00	\$0.00
Project - 014 EPS C.A.R.E.S.	\$222,767.28	\$942,254.94	\$215,064.34	\$1,347,134.46	\$1,239,588.36	\$1,233,902.54	(\$1,124,367.18)	(\$297,333.42)	(\$1,018,838.20)
Project - 015 ePREP Function - 1000 INSTRUCTION									

Enid Public Schools Budget Yearly Comparison

Options: Year: 2025-2026, Date Range: 7/1/2025 - 6/30/2026, Classification Bolding: D

Classification	-----2025-2026-----			-----2024-2025-----			-----Difference-----		
	Appr.	Enc.	Paid	Appr.	Enc.	Paid	Appr.	Enc.	Paid
100 Personnel Services-Salaries	0.00	0.00	0.00	0.00	2,415.00	2,415.00	0.00	-2,415.00	-2,415.00
200 Personnel Serv.-Employee Benef.	0.00	0.00	0.00	0.00	427.18	427.18	0.00	-427.18	-427.18
Function - 1000 INSTRUCTION	\$0.00	\$0.00	\$0.00	\$0.00	\$2,842.18	\$2,842.18	\$0.00	(\$2,842.18)	(\$2,842.18)
Project - 015 ePREP	\$0.00	\$0.00	\$0.00	\$0.00	\$2,842.18	\$2,842.18	\$0.00	(\$2,842.18)	(\$2,842.18)
Project - 015 ePREP/Elem Virtual Function - 1000 INSTRUCTION									
100 Personnel Services-Salaries	0.00	200.00	200.00	0.00	0.00	0.00	0.00	200.00	200.00
200 Personnel Serv.-Employee Benef.	0.00	35.46	35.46	0.00	0.00	0.00	0.00	35.46	35.46
Function - 1000 INSTRUCTION	\$0.00	\$235.46	\$235.46	\$0.00	\$0.00	\$0.00	\$0.00	\$235.46	\$235.46
Project - 015 ePREP/Elem Virtual	\$0.00	\$235.46	\$235.46	\$0.00	\$0.00	\$0.00	\$0.00	\$235.46	\$235.46
Project - 016 eSports Function - 1000 INSTRUCTION									
100 Personnel Services-Salaries	7,500.00	0.00	0.00	0.00	0.00	0.00	7,500.00	0.00	0.00
200 Personnel Serv.-Employee Benef.	1,500.00	0.00	0.00	0.00	0.00	0.00	1,500.00	0.00	0.00
Function - 1000 INSTRUCTION	\$9,000.00	\$0.00	\$0.00	\$0.00	\$0.00	\$0.00	\$9,000.00	\$0.00	\$0.00
Function - 2100 Supp Svcs-Students									
100 Personnel Services-Salaries	0.00	4,480.00	2,188.34	0.00	16,210.00	16,210.00	0.00	-11,730.00	-14,021.66
200 Personnel Serv.-Employee Benef.	0.00	990.03	412.53	0.00	3,031.99	3,031.99	0.00	-2,041.96	-2,619.46
Function - 2100 Supp Svcs-Students	\$0.00	\$5,470.03	\$2,600.87	\$0.00	\$19,241.99	\$19,241.99	\$0.00	(\$13,771.96)	(\$16,641.12)
Project - 016 eSports	\$9,000.00	\$5,470.03	\$2,600.87	\$0.00	\$19,241.99	\$19,241.99	\$9,000.00	(\$13,771.96)	(\$16,641.12)
Project - 017 Insurance Loss Recovery Function - 2600 Operation & Mainten.of Plant									
500 Other Purchased Services	0.00	0.00	0.00	0.00	1,000.00	1,000.00	0.00	-1,000.00	-1,000.00
Function - 2600 Operation & Mainten.of Plant	\$0.00	\$0.00	\$0.00	\$0.00	\$1,000.00	\$1,000.00	\$0.00	(\$1,000.00)	(\$1,000.00)
Function - 2700 Student Transportation Serv. 500 Other Purchased Services									
500 Other Purchased Services	11,000.00	11,000.00	0.00	0.00	0.00	0.00	11,000.00	11,000.00	0.00
Function - 2700 Student Transportation Serv.	\$11,000.00	\$11,000.00	\$0.00	\$0.00	\$0.00	\$0.00	\$11,000.00	\$11,000.00	\$0.00
Project - 017 Insurance Loss Recovery	\$11,000.00	\$11,000.00	\$0.00	\$0.00	\$1,000.00	\$1,000.00	\$11,000.00	\$10,000.00	(\$1,000.00)
Project - 020 HISET (GED) Testing Function - 1000 INSTRUCTION									

Enid Public Schools Budget Yearly Comparison

Options: Year: 2025-2026, Date Range: 7/1/2025 - 6/30/2026, Classification Bolding: D

Classification	-----2025-2026-----			-----2024-2025-----			-----Difference-----		
	Appr.	Enc.	Paid	Appr.	Enc.	Paid	Appr.	Enc.	Paid
600 Supplies & Materials	3,102.50	0.00	0.00	3,080.00	0.00	0.00	22.50	0.00	0.00
Function - 1000 INSTRUCTION	\$3,102.50	\$0.00	\$0.00	\$3,080.00	\$0.00	\$0.00	\$22.50	\$0.00	\$0.00
Project - 020 HISET (GED) Testing	\$3,102.50	\$0.00	\$0.00	\$3,080.00	\$0.00	\$0.00	\$22.50	\$0.00	\$0.00
Project - 021 DHS Social Services									
Function - 2100 Supp Svcs-Students									
100 Personnel Services-Salaries	89,728.16	164,865.12	27,477.50	85,150.00	113,964.12	113,964.12	4,578.16	50,901.00	-86,486.62
200 Personnel Serv.-Employee Benef.	0.00	38,688.59	6,448.13	20,600.00	27,048.21	27,048.21	-20,600.00	11,640.38	-20,600.08
Function - 2100 Supp Svcs-Students	\$89,728.16	\$203,553.71	\$33,925.63	\$105,750.00	\$141,012.33	\$141,012.33	(\$16,021.84)	\$62,541.38	(\$107,086.70)
Project - 021 DHS Social Services	\$89,728.16	\$203,553.71	\$33,925.63	\$105,750.00	\$141,012.33	\$141,012.33	(\$16,021.84)	\$62,541.38	(\$107,086.70)
Project - 023 Concurrent Enroll. NOC									
Function - 1000 INSTRUCTION									
600 Supplies & Materials	6,000.00	6,000.00	3,301.15	8,000.00	5,415.87	5,415.87	-2,000.00	584.13	-2,114.72
Function - 1000 INSTRUCTION	\$6,000.00	\$6,000.00	\$3,301.15	\$8,000.00	\$5,415.87	\$5,415.87	(\$2,000.00)	\$584.13	(\$2,114.72)
Project - 023 Concurrent Enroll. NOC	\$6,000.00	\$6,000.00	\$3,301.15	\$8,000.00	\$5,415.87	\$5,415.87	(\$2,000.00)	\$584.13	(\$2,114.72)
Project - 024 Energy Education Mgt									
Function - 2600 Operation & Mainten.of Plant									
100 Personnel Services-Salaries	1,300.00	1,238.75	1,238.75	8,775.17	11,037.81	11,037.81	-7,475.17	-9,799.06	-9,799.06
200 Personnel Serv.-Employee Benef.	250.00	215.24	215.24	2,232.73	3,141.42	3,141.42	-1,982.73	-2,926.18	-2,926.18
Function - 2600 Operation & Mainten.of Plant	\$1,550.00	\$1,453.99	\$1,453.99	\$11,007.90	\$14,179.23	\$14,179.23	(\$9,457.90)	(\$12,725.24)	(\$12,725.24)
Project - 024 Energy Education Mgt	\$1,550.00	\$1,453.99	\$1,453.99	\$11,007.90	\$14,179.23	\$14,179.23	(\$9,457.90)	(\$12,725.24)	(\$12,725.24)
Project - 027 Aviation									
Function - 1000 INSTRUCTION									
600 Supplies & Materials	19,380.76	4,903.00	4,373.00	13,873.00	13,873.00	13,873.00	5,507.76	-8,970.00	-9,500.00
700 Property	0.00	0.00	0.00	40,481.00	20,000.24	20,000.24	-40,481.00	-20,000.24	-20,000.24
800 Other Objects	0.00	50.00	0.00	0.00	0.00	0.00	0.00	50.00	0.00
Function - 1000 INSTRUCTION	\$19,380.76	\$4,953.00	\$4,373.00	\$54,354.00	\$33,873.24	\$33,873.24	(\$34,973.24)	(\$28,920.24)	(\$29,500.24)
Function - 2200 Supp Svc-Instr Stf									
800 Other Objects	0.00	525.00	0.00	0.00	0.00	0.00	0.00	525.00	0.00
Function - 2200 Supp Svc-Instr Stf	\$0.00	\$525.00	\$0.00	\$0.00	\$0.00	\$0.00	\$0.00	\$525.00	\$0.00
Function - 2600 Operation & Mainten.of Plant									

Enid Public Schools Budget Yearly Comparison

Options: Year: 2025-2026, Date Range: 7/1/2025 - 6/30/2026, Classification Bolding: D

Classification	-----2025-2026-----			-----2024-2025-----			-----Difference-----		
	Appr.	Enc.	Paid	Appr.	Enc.	Paid	Appr.	Enc.	Paid
400 Purchased Property Services	0.00	0.00	0.00	0.00	1,100.00	1,100.00	0.00	-1,100.00	-1,100.00
Function - 2600 Operation & Mainten.of Plant	\$0.00	\$0.00	\$0.00	\$0.00	\$1,100.00	\$1,100.00	\$0.00	(\$1,100.00)	(\$1,100.00)
Project - 027 Aviation	\$19,380.76	\$5,478.00	\$4,373.00	\$54,354.00	\$34,973.24	\$34,973.24	(\$34,973.24)	(\$29,495.24)	(\$30,600.24)
Project - 028 Ag Education									
Function - 1000 INSTRUCTION									
200 Personnel Serv.-Employee Benef.	0.00	0.00	0.00	0.00	2,341.58	2,341.58	0.00	-2,341.58	-2,341.58
300 Purchased Profess.& Tech.Serv.	0.00	0.00	0.00	0.00	81.87	81.87	0.00	-81.87	-81.87
600 Supplies & Materials	49,581.13	86.34	86.34	52,100.00	21,315.79	21,315.79	-2,518.87	-21,229.45	-21,229.45
800 Other Objects	0.00	1,455.00	1,455.00	0.00	1,579.00	1,579.00	0.00	-124.00	-124.00
Function - 1000 INSTRUCTION	\$49,581.13	\$1,541.34	\$1,541.34	\$52,100.00	\$25,318.24	\$25,318.24	(\$2,518.87)	(\$23,776.90)	(\$23,776.90)
Function - 2100 Supp Svcs-Students									
600 Supplies & Materials	0.00	0.00	0.00	0.00	705.00	705.00	0.00	-705.00	-705.00
Function - 2100 Supp Svcs-Students	\$0.00	\$0.00	\$0.00	\$0.00	\$705.00	\$705.00	\$0.00	(\$705.00)	(\$705.00)
Function - 2200 Supp Svc-Instr Stf									
500 Other Purchased Services	0.00	612.84	337.84	0.00	311.15	0.00	0.00	301.69	337.84
Function - 2200 Supp Svc-Instr Stf	\$0.00	\$612.84	\$337.84	\$0.00	\$311.15	\$0.00	\$0.00	\$301.69	\$337.84
Function - 2500 Support Services--Business									
500 Other Purchased Services	0.00	628.29	0.00	0.00	35.94	35.94	0.00	592.35	-35.94
800 Other Objects	0.00	0.00	0.00	0.00	410.00	0.00	0.00	-410.00	0.00
Function - 2500 Support Services--Business	\$0.00	\$628.29	\$0.00	\$0.00	\$445.94	\$35.94	\$0.00	\$182.35	(\$35.94)
Function - 2600 Operation & Mainten.of Plant									
600 Supplies & Materials	0.00	0.00	0.00	0.00	286.68	286.68	0.00	-286.68	-286.68
Function - 2600 Operation & Mainten.of Plant	\$0.00	\$0.00	\$0.00	\$0.00	\$286.68	\$286.68	\$0.00	(\$286.68)	(\$286.68)
Function - 2700 Student Transportation Serv.									
500 Other Purchased Services	0.00	0.00	0.00	0.00	1,383.01	903.44	0.00	-1,383.01	-903.44
700 Property	0.00	30,800.00	30,800.00	0.00	0.00	0.00	0.00	30,800.00	30,800.00
Function - 2700 Student Transportation Serv.	\$0.00	\$30,800.00	\$30,800.00	\$0.00	\$1,383.01	\$903.44	\$0.00	\$29,416.99	\$29,896.56
Project - 028 Ag Education	\$49,581.13	\$33,582.47	\$32,679.18	\$52,100.00	\$28,450.02	\$27,249.30	(\$2,518.87)	\$5,132.45	\$5,429.88
Project - 029 PowerSchool SIS									
Function - 1000 INSTRUCTION									
600 Supplies & Materials	228,400.00	238,612.18	238,612.18	213,950.00	236,145.75	236,145.75	14,450.00	2,466.43	2,466.43

Enid Public Schools Budget Yearly Comparison

Options: Year: 2025-2026, Date Range: 7/1/2025 - 6/30/2026, Classification Bolding: D

Classification	-----2025-2026-----			-----2024-2025-----			-----Difference-----		
	Appr.	Enc.	Paid	Appr.	Enc.	Paid	Appr.	Enc.	Paid
Function - 1000 INSTRUCTION	\$228,400.00	\$238,612.18	\$238,612.18	\$213,950.00	\$236,145.75	\$236,145.75	\$14,450.00	\$2,466.43	\$2,466.43
Function - 2200 Supp Svc-Instr Stf									
800 Other Objects	30,000.00	7,997.40	5,895.00	7,600.00	7,585.92	7,585.92	22,400.00	411.48	-1,690.92
Function - 2200 Supp Svc-Instr Stf	\$30,000.00	\$7,997.40	\$5,895.00	\$7,600.00	\$7,585.92	\$7,585.92	\$22,400.00	\$411.48	(\$1,690.92)
Function - 2300 Support Serv.-General Adm.									
300 Purchased Profess.& Tech.Serv.	0.00	0.00	0.00	0.00	10,000.00	4,992.00	0.00	-10,000.00	-4,992.00
Function - 2300 Support Serv.-General Adm.	\$0.00	\$0.00	\$0.00	\$0.00	\$10,000.00	\$4,992.00	\$0.00	(\$10,000.00)	(\$4,992.00)
Function - 2500 Support Services--Business									
500 Other Purchased Services	0.00	0.00	0.00	0.00	439.13	439.13	0.00	-439.13	-439.13
800 Other Objects	0.00	21,833.35	21,833.35	10,000.00	2,826.25	2,826.25	-10,000.00	19,007.10	19,007.10
Function - 2500 Support Services--Business	\$0.00	\$21,833.35	\$21,833.35	\$10,000.00	\$3,265.38	\$3,265.38	(\$10,000.00)	\$18,567.97	\$18,567.97
Project - 029 PowerSchool SIS	\$258,400.00	\$268,442.93	\$266,340.53	\$231,550.00	\$256,997.05	\$251,989.05	\$26,850.00	\$11,445.88	\$14,351.48
Project - 032 Transportation Dept									
Function - 2500 Support Services--Business									
300 Purchased Profess.& Tech.Serv.	0.00	6,000.00	2,625.00	4,200.00	4,950.00	4,950.00	-4,200.00	1,050.00	-2,325.00
500 Other Purchased Services	0.00	0.00	0.00	0.00	480.00	480.00	0.00	-480.00	-480.00
600 Supplies & Materials	0.00	0.00	0.00	3,000.00	427.16	427.16	-3,000.00	-427.16	-427.16
Function - 2500 Support Services--Business	\$0.00	\$6,000.00	\$2,625.00	\$7,200.00	\$5,857.16	\$5,857.16	(\$7,200.00)	\$142.84	(\$3,232.16)
Function - 2600 Operation & Mainten.of Plant									
400 Purchased Property Services	0.00	9,082.80	4,098.03	31,200.00	17,912.27	17,696.27	-31,200.00	-8,829.47	-13,598.24
500 Other Purchased Services	0.00	0.00	0.00	2,500.00	2,212.04	2,212.04	-2,500.00	-2,212.04	-2,212.04
600 Supplies & Materials	0.00	12,836.20	3,362.15	24,500.00	25,853.24	25,716.26	-24,500.00	-13,017.04	-22,354.11
700 Property	0.00	0.00	0.00	13,000.00	12,792.00	12,792.00	-13,000.00	-12,792.00	-12,792.00
800 Other Objects	0.00	300.00	125.00	500.00	62.50	62.50	-500.00	237.50	62.50
Function - 2600 Operation & Mainten.of Plant	\$0.00	\$22,219.00	\$7,585.18	\$71,700.00	\$58,832.05	\$58,479.07	(\$71,700.00)	(\$36,613.05)	(\$50,893.89)
Function - 2700 Student Transportation Serv.									
300 Purchased Profess.& Tech.Serv.	0.00	4,272.00	3,931.30	0.00	0.00	0.00	0.00	4,272.00	3,931.30
400 Purchased Property Services	0.00	56,226.95	9,513.40	83,500.00	65,471.47	65,201.47	-83,500.00	-9,244.52	-55,688.07
500 Other Purchased Services	0.00	2,500.00	380.00	3,000.00	2,413.00	2,413.00	-3,000.00	87.00	-2,033.00
600 Supplies & Materials	500,000.00	535,655.86	101,904.82	502,500.00	340,734.48	315,793.25	-2,500.00	194,921.38	-213,888.43
700 Property	0.00	800.00	0.00	7,600.00	24,985.00	24,985.00	-7,600.00	-24,185.00	-24,985.00
800 Other Objects	0.00	3,250.00	1,338.84	4,500.00	2,736.00	2,734.38	-4,500.00	514.00	-1,395.54
Function - 2700 Student Transportation Serv.	\$500,000.00	\$602,704.81	\$117,068.36	\$601,100.00	\$436,339.95	\$411,127.10	(\$101,100.00)	\$166,364.86	(\$294,058.74)

Enid Public Schools Budget Yearly Comparison

Options: Year: 2025-2026, Date Range: 7/1/2025 - 6/30/2026, Classification Bolding: D

Classification	-----2025-2026-----			-----2024-2025-----			-----Difference-----		
	Appr.	Enc.	Paid	Appr.	Enc.	Paid	Appr.	Enc.	Paid
Project - 032 Transportation Dept	\$500,000.00	\$630,923.81	\$127,278.54	\$680,000.00	\$501,029.16	\$475,463.33	(\$180,000.00)	\$129,894.65	(\$348,184.79)
Project - 033 Outdoor Ed									
Function - 1000 INSTRUCTION									
600 Supplies & Materials	3,300.00	2,307.71	2,041.71	0.00	0.00	0.00	3,300.00	2,307.71	2,041.71
Function - 1000 INSTRUCTION	\$3,300.00	\$2,307.71	\$2,041.71	\$0.00	\$0.00	\$0.00	\$3,300.00	\$2,307.71	\$2,041.71
Project - 033 Outdoor Ed	\$3,300.00	\$2,307.71	\$2,041.71	\$0.00	\$0.00	\$0.00	\$3,300.00	\$2,307.71	\$2,041.71
Project - 035 EL Resources									
Function - 2100 Supp Svcs-Students									
600 Supplies & Materials	0.00	0.00	0.00	2,000.00	1,864.08	1,864.08	-2,000.00	-1,864.08	-1,864.08
Function - 2100 Supp Svcs-Students	\$0.00	\$0.00	\$0.00	\$2,000.00	\$1,864.08	\$1,864.08	(\$2,000.00)	(\$1,864.08)	(\$1,864.08)
Project - 035 EL Resources	\$0.00	\$0.00	\$0.00	\$2,000.00	\$1,864.08	\$1,864.08	(\$2,000.00)	(\$1,864.08)	(\$1,864.08)
Project - 035 Family Resources									
Function - 1000 INSTRUCTION									
600 Supplies & Materials	2,000.00	0.00	0.00	0.00	0.00	0.00	2,000.00	0.00	0.00
Function - 1000 INSTRUCTION	\$2,000.00	\$0.00	\$0.00	\$0.00	\$0.00	\$0.00	\$2,000.00	\$0.00	\$0.00
Function - 2100 Supp Svcs-Students									
600 Supplies & Materials	0.00	1,750.00	377.30	0.00	0.00	0.00	0.00	1,750.00	377.30
Function - 2100 Supp Svcs-Students	\$0.00	\$1,750.00	\$377.30	\$0.00	\$0.00	\$0.00	\$0.00	\$1,750.00	\$377.30
Function - 2400 Support Serv.-School Admin.									
500 Other Purchased Services	0.00	250.00	220.23	0.00	0.00	0.00	0.00	250.00	220.23
Function - 2400 Support Serv.-School Admin.	\$0.00	\$250.00	\$220.23	\$0.00	\$0.00	\$0.00	\$0.00	\$250.00	\$220.23
Project - 035 Family Resources	\$2,000.00	\$2,000.00	\$597.53	\$0.00	\$0.00	\$0.00	\$2,000.00	\$2,000.00	\$597.53
Project - 036 Lead Guitar									
Function - 1000 INSTRUCTION									
100 Personnel Services-Salaries	6,700.00	6,700.00	1,116.68	0.00	7,950.00	7,950.00	6,700.00	-1,250.00	-6,833.32
200 Personnel Serv.-Employee Benef.	0.00	1,678.42	279.74	0.00	2,047.14	2,047.14	0.00	-368.72	-1,767.40
600 Supplies & Materials	0.00	0.00	0.00	5,000.00	3,337.81	3,337.81	-5,000.00	-3,337.81	-3,337.81
800 Other Objects	0.00	0.00	0.00	0.00	864.00	864.00	0.00	-864.00	-864.00
Function - 1000 INSTRUCTION	\$6,700.00	\$8,378.42	\$1,396.42	\$5,000.00	\$14,198.95	\$14,198.95	\$1,700.00	(\$5,820.53)	(\$12,802.53)
Function - 2700 Student Transportation Serv.									

Enid Public Schools Budget Yearly Comparison

Options: Year: 2025-2026, Date Range: 7/1/2025 - 6/30/2026, Classification Bolding: D

Classification	-----2025-2026-----			-----2024-2025-----			-----Difference-----		
	Appr.	Enc.	Paid	Appr.	Enc.	Paid	Appr.	Enc.	Paid
500 Other Purchased Services	0.00	0.00	0.00	0.00	772.50	772.50	0.00	-772.50	-772.50
Function - 2700 Student Transportation Serv.	\$0.00	\$0.00	\$0.00	\$0.00	\$772.50	\$772.50	\$0.00	(\$772.50)	(\$772.50)
Project - 036 Lead Guitar	\$6,700.00	\$8,378.42	\$1,396.42	\$5,000.00	\$14,971.45	\$14,971.45	\$1,700.00	(\$6,593.03)	(\$13,575.03)
Project - 037 Elementary Curriculum Dept									
Function - 1000 INSTRUCTION									
500 Other Purchased Services	0.00	205.00	205.00	0.00	205.00	205.00	0.00	0.00	0.00
600 Supplies & Materials	13,051.00	14,068.34	8,549.84	33,700.00	26,964.91	26,964.91	-20,649.00	-12,896.57	-18,415.07
Function - 1000 INSTRUCTION	\$13,051.00	\$14,273.34	\$8,754.84	\$33,700.00	\$27,169.91	\$27,169.91	(\$20,649.00)	(\$12,896.57)	(\$18,415.07)
Function - 2200 Supp Svc-Instr Stf									
100 Personnel Services-Salaries	0.00	0.00	0.00	0.00	2,370.00	2,370.00	0.00	-2,370.00	-2,370.00
200 Personnel Serv.-Employee Benef.	0.00	0.00	0.00	0.00	429.41	429.41	0.00	-429.41	-429.41
300 Purchased Profess.& Tech.Serv.	0.00	0.00	0.00	0.00	4,647.94	4,647.94	0.00	-4,647.94	-4,647.94
600 Supplies & Materials	0.00	900.00	836.41	0.00	297.00	297.00	0.00	603.00	539.41
800 Other Objects	0.00	436.00	0.00	0.00	368.00	368.00	0.00	68.00	-368.00
Function - 2200 Supp Svc-Instr Stf	\$0.00	\$1,336.00	\$836.41	\$0.00	\$8,112.35	\$8,112.35	\$0.00	(\$6,776.35)	(\$7,275.94)
Function - 2500 Support Services--Business									
500 Other Purchased Services	3,500.00	0.00	0.00	3,500.00	0.00	0.00	0.00	0.00	0.00
800 Other Objects	0.00	130.00	130.00	0.00	150.00	150.00	0.00	-20.00	-20.00
Function - 2500 Support Services--Business	\$3,500.00	\$130.00	\$130.00	\$3,500.00	\$150.00	\$150.00	\$0.00	(\$20.00)	(\$20.00)
Project - 037 Elementary Curriculum Dept	\$16,551.00	\$15,739.34	\$9,721.25	\$37,200.00	\$35,432.26	\$35,432.26	(\$20,649.00)	(\$19,692.92)	(\$25,711.01)
Project - 038 Secondary Curriculum Dept									
Function - 1000 INSTRUCTION									
600 Supplies & Materials	4,000.00	0.00	0.00	5,000.00	0.00	0.00	-1,000.00	0.00	0.00
Function - 1000 INSTRUCTION	\$4,000.00	\$0.00	\$0.00	\$5,000.00	\$0.00	\$0.00	(\$1,000.00)	\$0.00	\$0.00
Function - 2200 Supp Svc-Instr Stf									
300 Purchased Profess.& Tech.Serv.	0.00	0.00	0.00	0.00	4,460.00	4,460.00	0.00	-4,460.00	-4,460.00
600 Supplies & Materials	0.00	0.00	0.00	0.00	258.16	258.16	0.00	-258.16	-258.16
Function - 2200 Supp Svc-Instr Stf	\$0.00	\$0.00	\$0.00	\$0.00	\$4,718.16	\$4,718.16	\$0.00	(\$4,718.16)	(\$4,718.16)
Function - 2500 Support Services--Business									
300 Purchased Profess.& Tech.Serv.	0.00	0.00	0.00	0.00	1,650.00	0.00	0.00	-1,650.00	0.00
500 Other Purchased Services	3,500.00	0.00	0.00	3,500.00	0.00	0.00	0.00	0.00	0.00
800 Other Objects	0.00	0.00	0.00	0.00	385.00	385.00	0.00	-385.00	-385.00

Enid Public Schools Budget Yearly Comparison

Options: Year: 2025-2026, Date Range: 7/1/2025 - 6/30/2026, Classification Bolding: D

Classification	-----2025-2026-----			-----2024-2025-----			-----Difference-----		
	Appr.	Enc.	Paid	Appr.	Enc.	Paid	Appr.	Enc.	Paid
Function - 2500 Support Services--Business									
	\$3,500.00	\$0.00	\$0.00	\$3,500.00	\$2,035.00	\$385.00	\$0.00	(\$2,035.00)	(\$385.00)
Project - 038 Secondary Curriculum Dept									
	\$7,500.00	\$0.00	\$0.00	\$8,500.00	\$6,753.16	\$5,103.16	(\$1,000.00)	(\$6,753.16)	(\$5,103.16)
Project - 039 Business Dept									
Function - 2300 Support Serv.-General Adm.									
300 Purchased Profess.& Tech.Serv.	52,000.00	51,697.50	6,548.35	41,000.00	37,413.54	37,413.54	11,000.00	14,283.96	-30,865.19
500 Other Purchased Services	6,550.00	6,525.00	1,893.00	7,000.00	1,893.00	1,893.00	-450.00	4,632.00	0.00
800 Other Objects	0.00	0.00	0.00	10,000.00	0.00	0.00	-10,000.00	0.00	0.00
Function - 2300 Support Serv.-General Adm.									
	\$58,550.00	\$58,222.50	\$8,441.35	\$58,000.00	\$39,306.54	\$39,306.54	\$550.00	\$18,915.96	(\$30,865.19)
Function - 2400 Support Serv.-School Admin.									
400 Purchased Property Services	0.00	0.00	0.00	1,550.00	0.00	0.00	-1,550.00	0.00	0.00
500 Other Purchased Services	0.00	100.00	100.00	0.00	100.00	100.00	0.00	0.00	0.00
Function - 2400 Support Serv.-School Admin.									
	\$0.00	\$100.00	\$100.00	\$1,550.00	\$100.00	\$100.00	(\$1,550.00)	\$0.00	\$0.00
Function - 2500 Support Services--Business									
300 Purchased Profess.& Tech.Serv.	40,500.00	40,495.00	855.00	40,500.00	28,512.00	28,262.00	0.00	11,983.00	-27,407.00
500 Other Purchased Services	25,250.00	25,204.00	16,848.30	30,900.00	30,505.39	19,650.50	-5,650.00	-5,301.39	-2,802.20
600 Supplies & Materials	45,100.00	45,085.27	37,140.70	43,200.00	45,708.76	44,114.96	1,900.00	-623.49	-6,974.26
800 Other Objects	156,500.00	156,479.00	2,375.00	147,200.00	150,585.00	150,585.00	9,300.00	5,894.00	-148,210.00
Function - 2500 Support Services--Business									
	\$267,350.00	\$267,263.27	\$57,219.00	\$261,800.00	\$255,311.15	\$242,612.46	\$5,550.00	\$11,952.12	(\$185,393.46)
Function - 2600 Operation & Mainten.of Plant									
400 Purchased Property Services	5,550.00	5,500.00	0.00	5,500.00	0.00	0.00	50.00	5,500.00	0.00
500 Other Purchased Services	0.00	50.00	0.00	50.00	0.00	0.00	-50.00	50.00	0.00
Function - 2600 Operation & Mainten.of Plant									
	\$5,550.00	\$5,550.00	\$0.00	\$5,550.00	\$0.00	\$0.00	\$0.00	\$5,550.00	\$0.00
Function - 4300 SITE IMPROVEMENT SERVICES									
400 Purchased Property Services	4,500.00	3,000.00	0.00	3,000.00	0.00	0.00	1,500.00	3,000.00	0.00
800 Other Objects	0.00	1,500.00	0.00	1,500.00	0.00	0.00	-1,500.00	1,500.00	0.00
Function - 4300 SITE IMPROVEMENT SERVICES									
	\$4,500.00	\$4,500.00	\$0.00	\$4,500.00	\$0.00	\$0.00	\$0.00	\$4,500.00	\$0.00
Function - 4700 BUILDING IMPROVEMENTS SERV.									
700 Property	58,000.00	58,000.00	0.00	58,600.00	57,250.00	57,250.00	-600.00	750.00	-57,250.00
Function - 4700 BUILDING IMPROVEMENTS SERV.									
	\$58,000.00	\$58,000.00	\$0.00	\$58,600.00	\$57,250.00	\$57,250.00	(\$600.00)	\$750.00	(\$57,250.00)
Project - 039 Business Dept									
	\$393,950.00	\$393,635.77	\$65,760.35	\$390,000.00	\$351,967.69	\$339,269.00	\$3,950.00	\$41,668.08	(\$273,508.65)
Project - 040 Curriculum Dept									
Function - 1000 INSTRUCTION									

Enid Public Schools Budget Yearly Comparison

Options: Year: 2025-2026, Date Range: 7/1/2025 - 6/30/2026, Classification Bolding: D

Classification	-----2025-2026-----			-----2024-2025-----			-----Difference-----		
	Appr.	Enc.	Paid	Appr.	Enc.	Paid	Appr.	Enc.	Paid
400 Purchased Property Services	0.00	71,500.00	0.00	0.00	0.00	0.00	0.00	71,500.00	0.00
600 Supplies & Materials	120,400.00	133,724.12	131,461.10	450,632.74	208,358.82	208,358.82	-330,232.74	-74,634.70	-76,897.72
700 Property	0.00	19,320.00	0.00	0.00	0.00	0.00	0.00	19,320.00	0.00
Function - 1000 INSTRUCTION									
	\$120,400.00	\$224,544.12	\$131,461.10	\$450,632.74	\$208,358.82	\$208,358.82	(\$330,232.74)	\$16,185.30	(\$76,897.72)
Function - 2500 Support Services--Business									
100 Personnel Services-Salaries	0.00	0.00	0.00	367.26	345.00	345.00	-367.26	-345.00	-345.00
200 Personnel Serv.-Employee Benef.	0.00	0.00	0.00	0.00	62.06	62.06	0.00	-62.06	-62.06
600 Supplies & Materials	0.00	960.00	0.00	0.00	0.00	0.00	0.00	960.00	0.00
800 Other Objects	0.00	0.00	0.00	0.00	2,184.00	2,184.00	0.00	-2,184.00	-2,184.00
Function - 2500 Support Services--Business									
	\$0.00	\$960.00	\$0.00	\$367.26	\$2,591.06	\$2,591.06	(\$367.26)	(\$1,631.06)	(\$2,591.06)
Project - 040 Curriculum Dept									
	\$120,400.00	\$225,504.12	\$131,461.10	\$451,000.00	\$210,949.88	\$210,949.88	(\$330,600.00)	\$14,554.24	(\$79,488.78)
Project - 041 New Teacher Training									
Function - 2200 Supp Svc-Instr Stf									
100 Personnel Services-Salaries	0.00	4,000.00	4,000.00	4,900.00	4,743.75	4,743.75	-4,900.00	-743.75	-743.75
200 Personnel Serv.-Employee Benef.	0.00	704.99	704.99	875.00	854.19	854.19	-875.00	-149.20	-149.20
500 Other Purchased Services	0.00	5,344.47	5,344.47	3,425.00	3,419.13	3,419.13	-3,425.00	1,925.34	1,925.34
600 Supplies & Materials	12,000.00	0.00	0.00	1,450.00	967.01	967.01	10,550.00	-967.01	-967.01
Function - 2200 Supp Svc-Instr Stf									
	\$12,000.00	\$10,049.46	\$10,049.46	\$10,650.00	\$9,984.08	\$9,984.08	\$1,350.00	\$65.38	\$65.38
Function - 2500 Support Services--Business									
100 Personnel Services-Salaries	0.00	0.00	0.00	150.00	220.00	220.00	-150.00	-220.00	-220.00
200 Personnel Serv.-Employee Benef.	0.00	0.00	0.00	25.00	39.75	39.75	-25.00	-39.75	-39.75
600 Supplies & Materials	0.00	0.00	0.00	1,675.00	1,495.19	1,495.19	-1,675.00	-1,495.19	-1,495.19
Function - 2500 Support Services--Business									
	\$0.00	\$0.00	\$0.00	\$1,850.00	\$1,754.94	\$1,754.94	(\$1,850.00)	(\$1,754.94)	(\$1,754.94)
Project - 041 New Teacher Training									
	\$12,000.00	\$10,049.46	\$10,049.46	\$12,500.00	\$11,739.02	\$11,739.02	(\$500.00)	(\$1,689.56)	(\$1,689.56)
Project - 043 Receiving Dept									
Function - 2100 Supp Svcs-Students									
600 Supplies & Materials	0.00	5,000.00	0.00	5,000.00	3,850.32	3,850.32	-5,000.00	1,149.68	-3,850.32
Function - 2100 Supp Svcs-Students									
	\$0.00	\$5,000.00	\$0.00	\$5,000.00	\$3,850.32	\$3,850.32	(\$5,000.00)	\$1,149.68	(\$3,850.32)
Function - 2500 Support Services--Business									
600 Supplies & Materials	0.00	2,000.00	0.00	2,000.00	0.00	0.00	-2,000.00	2,000.00	0.00
Function - 2500 Support Services--Business									
	\$0.00	\$2,000.00	\$0.00	\$2,000.00	\$0.00	\$0.00	(\$2,000.00)	\$2,000.00	\$0.00
Function - 2600 Operation & Mainten.of Plant									
400 Purchased Property Services	0.00	500.00	0.00	0.00	0.00	0.00	0.00	500.00	0.00

Enid Public Schools Budget Yearly Comparison

Options: Year: 2025-2026, Date Range: 7/1/2025 - 6/30/2026, Classification Bolding: D

Classification	-----2025-2026-----			-----2024-2025-----			-----Difference-----		
	Appr.	Enc.	Paid	Appr.	Enc.	Paid	Appr.	Enc.	Paid
600 Supplies & Materials	5,000.00	4,537.20	4,395.51	1,000.00	1,302.46	1,302.46	4,000.00	3,234.74	3,093.05
Function - 2600 Operation & Mainten.of Plant	\$5,000.00	\$5,037.20	\$4,395.51	\$1,000.00	\$1,302.46	\$1,302.46	\$4,000.00	\$3,734.74	\$3,093.05
Project - 043 Receiving Dept	\$5,000.00	\$12,037.20	\$4,395.51	\$8,000.00	\$5,152.78	\$5,152.78	(\$3,000.00)	\$6,884.42	(\$757.27)
Project - 045 Teacher Cadet Function - 1000 INSTRUCTION									
600 Supplies & Materials	0.00	0.00	0.00	0.00	488.99	488.99	0.00	-488.99	-488.99
Function - 1000 INSTRUCTION	\$0.00	\$0.00	\$0.00	\$0.00	\$488.99	\$488.99	\$0.00	(\$488.99)	(\$488.99)
Project - 045 Teacher Cadet	\$0.00	\$0.00	\$0.00	\$0.00	\$488.99	\$488.99	\$0.00	(\$488.99)	(\$488.99)
Project - 047 Spec Ed-CNP pmt Custodial Function - 1000 INSTRUCTION									
600 Supplies & Materials	3,700.00	4,500.00	829.69	4,000.00	3,667.33	3,667.33	-300.00	832.67	-2,837.64
Function - 1000 INSTRUCTION	\$3,700.00	\$4,500.00	\$829.69	\$4,000.00	\$3,667.33	\$3,667.33	(\$300.00)	\$832.67	(\$2,837.64)
Project - 047 Spec Ed-CNP pmt Custodial	\$3,700.00	\$4,500.00	\$829.69	\$4,000.00	\$3,667.33	\$3,667.33	(\$300.00)	\$832.67	(\$2,837.64)
Project - 049 YMCA In-Kind Agreement Function - 2700 Student Transportation Serv.									
100 Personnel Services-Salaries	5,000.00	8.78	8.78	3,800.00	5,687.91	5,687.91	1,200.00	-5,679.13	-5,679.13
200 Personnel Serv.-Employee Benef.	2,000.00	2.05	2.05	1,200.00	1,359.30	1,359.30	800.00	-1,357.25	-1,357.25
Function - 2700 Student Transportation Serv.	\$7,000.00	\$10.83	\$10.83	\$5,000.00	\$7,047.21	\$7,047.21	\$2,000.00	(\$7,036.38)	(\$7,036.38)
Project - 049 YMCA In-Kind Agreement	\$7,000.00	\$10.83	\$10.83	\$5,000.00	\$7,047.21	\$7,047.21	\$2,000.00	(\$7,036.38)	(\$7,036.38)
Project - 050 Information Technology Dept. Function - 1000 INSTRUCTION									
100 Personnel Services-Salaries	0.00	49,566.16	17,502.16	0.00	50,816.35	50,816.35	0.00	-1,250.19	-33,314.19
200 Personnel Serv.-Employee Benef.	0.00	13,483.37	4,662.57	0.00	13,973.30	13,973.30	0.00	-489.93	-9,310.73
400 Purchased Property Services	0.00	3,000.00	0.00	0.00	2,659.80	2,356.40	0.00	340.20	-2,356.40
600 Supplies & Materials	1,350,000.00	490,640.30	282,640.30	300,000.00	379,202.57	379,202.57	1,050,000.00	111,437.73	-96,562.27
Function - 1000 INSTRUCTION	\$1,350,000.00	\$556,689.83	\$304,805.03	\$300,000.00	\$446,652.02	\$446,348.62	\$1,050,000.00	\$110,037.81	(\$141,543.59)
Function - 2100 Supp Svcs-Students									
500 Other Purchased Services	0.00	6,000.00	0.00	0.00	6,000.00	6,000.00	0.00	0.00	-6,000.00
600 Supplies & Materials	0.00	35,000.00	0.00	5,000.00	0.00	0.00	-5,000.00	35,000.00	0.00
Function - 2100 Supp Svcs-Students	\$0.00	\$41,000.00	\$0.00	\$5,000.00	\$6,000.00	\$6,000.00	(\$5,000.00)	\$35,000.00	(\$6,000.00)

Enid Public Schools Budget Yearly Comparison

Options: Year: 2025-2026, Date Range: 7/1/2025 - 6/30/2026, Classification Bolding: D

Classification	-----2025-2026-----			-----2024-2025-----			-----Difference-----		
	Appr.	Enc.	Paid	Appr.	Enc.	Paid	Appr.	Enc.	Paid
Function - 2200 Supp Svc-Instr Stf									
100 Personnel Services-Salaries	0.00	200,876.70	67,374.81	0.00	333,662.06	333,662.06	0.00	-132,785.36	-266,287.25
200 Personnel Serv.-Employee Benef.	0.00	54,081.35	17,818.96	0.00	92,291.98	92,291.98	0.00	-38,210.63	-74,473.02
300 Purchased Profess.& Tech.Serv.	0.00	101,318.95	20,843.95	100,000.00	86,768.99	86,768.99	-100,000.00	14,549.96	-65,925.04
400 Purchased Property Services	0.00	2,508.82	2,008.82	20,000.00	2,345.85	2,345.85	-20,000.00	162.97	-337.03
500 Other Purchased Services	0.00	167,650.00	95,650.00	100,000.00	166,866.70	166,866.70	-100,000.00	783.30	-71,216.70
600 Supplies & Materials	0.00	430,623.36	99,688.49	671,500.00	614,794.90	481,293.27	-671,500.00	-184,171.54	-381,604.78
700 Property	0.00	12,838.40	449.00	0.00	10,721.58	10,721.58	0.00	2,116.82	-10,272.58
800 Other Objects	0.00	7,500.00	750.00	3,000.00	1,675.00	1,675.00	-3,000.00	5,825.00	-925.00
Function - 2200 Supp Svc-Instr Stf	\$0.00	\$977,397.58	\$304,584.03	\$894,500.00	\$1,309,127.06	\$1,175,625.43	(\$894,500.00)	(\$331,729.48)	(\$871,041.40)
Function - 2400 Support Serv.-School Admin.									
600 Supplies & Materials	0.00	1,000.00	0.00	0.00	911.00	911.00	0.00	89.00	-911.00
Function - 2400 Support Serv.-School Admin.	\$0.00	\$1,000.00	\$0.00	\$0.00	\$911.00	\$911.00	\$0.00	\$89.00	(\$911.00)
Function - 2500 Support Services--Business									
100 Personnel Services-Salaries	0.00	112,196.66	41,905.98	0.00	143,640.55	143,640.55	0.00	-31,443.89	-101,734.57
200 Personnel Serv.-Employee Benef.	0.00	30,026.03	11,202.33	0.00	39,068.94	39,068.94	0.00	-9,042.91	-27,866.61
300 Purchased Profess.& Tech.Serv.	0.00	23,235.00	4,969.65	20,000.00	22,206.11	20,547.76	-20,000.00	1,028.89	-15,578.11
400 Purchased Property Services	0.00	2,500.00	0.00	0.00	1,098.73	1,098.73	0.00	1,401.27	-1,098.73
500 Other Purchased Services	0.00	14,000.00	501.60	10,000.00	9,134.40	7,634.40	-10,000.00	4,865.60	-7,132.80
600 Supplies & Materials	0.00	24,440.00	14,446.70	20,000.00	15,901.70	15,901.70	-20,000.00	8,538.30	-1,455.00
700 Property	0.00	92,680.31	33,681.82	39,000.00	39,982.80	39,982.80	-39,000.00	52,697.51	-6,300.98
800 Other Objects	0.00	3,280.00	1,020.00	2,500.00	2,193.20	2,193.20	-2,500.00	1,086.80	-1,173.20
Function - 2500 Support Services--Business	\$0.00	\$302,358.00	\$107,728.08	\$91,500.00	\$273,226.43	\$270,068.08	(\$91,500.00)	\$29,131.57	(\$162,340.00)
Function - 2600 Operation & Mainten.of Plant									
100 Personnel Services-Salaries	0.00	1,747.48	0.00	0.00	0.00	0.00	0.00	1,747.48	0.00
200 Personnel Serv.-Employee Benef.	0.00	419.83	0.00	0.00	0.00	0.00	0.00	419.83	0.00
300 Purchased Profess.& Tech.Serv.	0.00	500.00	0.00	0.00	750.00	71.06	0.00	-250.00	-71.06
400 Purchased Property Services	0.00	10,500.00	6,998.33	69,000.00	47,764.63	47,414.63	-69,000.00	-37,264.63	-40,416.30
500 Other Purchased Services	0.00	750.00	102.24	0.00	404.00	404.00	0.00	346.00	-301.76
600 Supplies & Materials	0.00	23,008.80	11,296.80	40,000.00	38,745.47	38,745.47	-40,000.00	-15,736.67	-27,448.67
700 Property	0.00	31,433.98	24,268.93	0.00	0.00	0.00	0.00	31,433.98	24,268.93
Function - 2600 Operation & Mainten.of Plant	\$0.00	\$68,360.09	\$42,666.30	\$109,000.00	\$87,664.10	\$86,635.16	(\$109,000.00)	(\$19,304.01)	(\$43,968.86)
Function - 3100 Child Nutrition Programs Oper.									
100 Personnel Services-Salaries	0.00	272.48	272.48	0.00	0.00	0.00	0.00	272.48	272.48
200 Personnel Serv.-Employee Benef.	0.00	58.33	58.33	0.00	0.00	0.00	0.00	58.33	58.33
Function - 3100 Child Nutrition Programs Oper.	\$0.00	\$330.81	\$330.81	\$0.00	\$0.00	\$0.00	\$0.00	\$330.81	\$330.81

Enid Public Schools Budget Yearly Comparison

Options: Year: 2025-2026, Date Range: 7/1/2025 - 6/30/2026, Classification Bolding: D

Classification	-----2025-2026-----			-----2024-2025-----			-----Difference-----		
	Appr.	Enc.	Paid	Appr.	Enc.	Paid	Appr.	Enc.	Paid
Project - 050 Information Technology Dept.									
	\$1,350,000.00	\$1,947,136.31	\$760,114.25	\$1,400,000.00	\$2,123,580.61	\$1,985,588.29	(\$50,000.00)	(\$176,444.30)	(\$1,225,474.04)
Project - 054 Waller ReadSquad - Barbara Bush Foundation									
Function - 1000 INSTRUCTION									
600 Supplies & Materials	0.00	0.00	0.00	15.86	0.00	0.00	-15.86	0.00	0.00
Function - 1000 INSTRUCTION	\$0.00	\$0.00	\$0.00	\$15.86	\$0.00	\$0.00	(\$15.86)	\$0.00	\$0.00
Function - 2200 Supp Svc-Instr Stf									
600 Supplies & Materials	0.00	0.00	0.00	0.00	15.86	15.86	0.00	-15.86	-15.86
Function - 2200 Supp Svc-Instr Stf	\$0.00	\$0.00	\$0.00	\$0.00	\$15.86	\$15.86	\$0.00	(\$15.86)	(\$15.86)
Project - 054 Waller ReadSquad - Barbara Bush Foundation	\$0.00	\$0.00	\$0.00	\$15.86	\$15.86	\$15.86	(\$15.86)	(\$15.86)	(\$15.86)
Project - 055 Property Services Dept									
Function - 1000 INSTRUCTION									
400 Purchased Property Services	0.00	0.00	0.00	18,000.00	21,970.99	17,922.00	-18,000.00	-21,970.99	-17,922.00
600 Supplies & Materials	0.00	0.00	0.00	11,000.00	0.00	0.00	-11,000.00	0.00	0.00
Function - 1000 INSTRUCTION	\$0.00	\$0.00	\$0.00	\$29,000.00	\$21,970.99	\$17,922.00	(\$29,000.00)	(\$21,970.99)	(\$17,922.00)
Function - 2400 Support Serv.-School Admin.									
600 Supplies & Materials	0.00	38.03	38.03	0.00	0.00	0.00	0.00	38.03	38.03
Function - 2400 Support Serv.-School Admin.	\$0.00	\$38.03	\$38.03	\$0.00	\$0.00	\$0.00	\$0.00	\$38.03	\$38.03
Function - 2500 Support Services--Business									
600 Supplies & Materials	0.00	2,000.00	0.00	0.00	595.46	595.46	0.00	1,404.54	-595.46
800 Other Objects	0.00	720.00	0.00	0.00	890.00	890.00	0.00	-170.00	-890.00
Function - 2500 Support Services--Business	\$0.00	\$2,720.00	\$0.00	\$0.00	\$1,485.46	\$1,485.46	\$0.00	\$1,234.54	(\$1,485.46)
Function - 2600 Operation & Mainten.of Plant									
300 Purchased Profess.& Tech.Serv.	0.00	33,750.00	8,018.90	25,000.00	30,099.45	30,099.45	-25,000.00	3,650.55	-22,080.55
400 Purchased Property Services	0.00	1,604,610.43	526,691.01	1,261,000.00	1,838,336.33	1,301,930.43	-1,261,000.00	-233,725.90	-775,239.42
600 Supplies & Materials	2,300,000.00	695,749.68	219,208.81	485,000.00	619,170.91	553,480.43	1,815,000.00	76,578.77	-334,271.62
700 Property	0.00	9,100.00	7,860.00	0.00	1,280.68	1,280.68	0.00	7,819.32	6,579.32
800 Other Objects	0.00	8,100.00	479.00	0.00	2,030.00	1,528.56	0.00	6,070.00	-1,049.56
Function - 2600 Operation & Mainten.of Plant	\$2,300,000.00	\$2,351,310.11	\$762,257.72	\$1,771,000.00	\$2,490,917.37	\$1,888,319.55	\$529,000.00	(\$139,607.26)	(\$1,126,061.83)
Function - 2700 Student Transportation Serv.									
600 Supplies & Materials	0.00	0.00	0.00	0.00	149.90	149.90	0.00	-149.90	-149.90
Function - 2700 Student Transportation Serv.	\$0.00	\$0.00	\$0.00	\$0.00	\$149.90	\$149.90	\$0.00	(\$149.90)	(\$149.90)
Function - 4700 BUILDING IMPROVEMENTS SERV.									

Enid Public Schools Budget Yearly Comparison

Options: Year: 2025-2026, Date Range: 7/1/2025 - 6/30/2026, Classification Bolding: D

Classification	-----2025-2026-----			-----2024-2025-----			-----Difference-----		
	Appr.	Enc.	Paid	Appr.	Enc.	Paid	Appr.	Enc.	Paid
400 Purchased Property Services	0.00	0.00	0.00	0.00	55,774.00	0.00	0.00	-55,774.00	0.00
Function - 4700 BUILDING IMPROVEMENTS SERV.	\$0.00	\$0.00	\$0.00	\$0.00	\$55,774.00	\$0.00	\$0.00	(\$55,774.00)	\$0.00
Project - 055 Property Services Dept	\$2,300,000.00	\$2,354,068.14	\$762,295.75	\$1,800,000.00	\$2,570,297.72	\$1,907,876.91	\$500,000.00	(\$216,229.58)	(\$1,145,581.16)
Project - 056 LEGAL SETTLEMENTS									
Function - 1000 INSTRUCTION									
600 Supplies & Materials	41,902.87	0.00	0.00	41,902.87	0.00	0.00	0.00	0.00	0.00
Function - 1000 INSTRUCTION	\$41,902.87	\$0.00	\$0.00	\$41,902.87	\$0.00	\$0.00	\$0.00	\$0.00	\$0.00
Project - 056 LEGAL SETTLEMENTS	\$41,902.87	\$0.00	\$0.00	\$41,902.87	\$0.00	\$0.00	\$0.00	\$0.00	\$0.00
Project - 057 STEM/STEAM/FAB Donations									
Function - 1000 INSTRUCTION									
600 Supplies & Materials	5,827.68	0.00	0.00	11,571.28	5,643.60	5,643.60	-5,743.60	-5,643.60	-5,643.60
Function - 1000 INSTRUCTION	\$5,827.68	\$0.00	\$0.00	\$11,571.28	\$5,643.60	\$5,643.60	(\$5,743.60)	(\$5,643.60)	(\$5,643.60)
Project - 057 STEM/STEAM/FAB Donations	\$5,827.68	\$0.00	\$0.00	\$11,571.28	\$5,643.60	\$5,643.60	(\$5,743.60)	(\$5,643.60)	(\$5,643.60)
Project - 063 HR/Communications Dept									
Function - 1000 INSTRUCTION									
600 Supplies & Materials	0.00	0.00	0.00	0.00	18.79	18.79	0.00	-18.79	-18.79
Function - 1000 INSTRUCTION	\$0.00	\$0.00	\$0.00	\$0.00	\$18.79	\$18.79	\$0.00	(\$18.79)	(\$18.79)
Function - 2100 Supp Svcs-Students									
600 Supplies & Materials	0.00	1,000.00	294.53	1,800.00	961.90	961.90	-1,800.00	38.10	-667.37
Function - 2100 Supp Svcs-Students	\$0.00	\$1,000.00	\$294.53	\$1,800.00	\$961.90	\$961.90	(\$1,800.00)	\$38.10	(\$667.37)
Function - 2300 Support Serv.-General Adm.									
400 Purchased Property Services	0.00	1,000.00	0.00	1,000.00	66.00	66.00	-1,000.00	934.00	-66.00
500 Other Purchased Services	0.00	0.00	0.00	0.00	4,166.16	1,563.20	0.00	-4,166.16	-1,563.20
600 Supplies & Materials	0.00	468.00	0.00	0.00	1,367.96	1,367.96	0.00	-899.96	-1,367.96
800 Other Objects	0.00	500.00	200.00	0.00	200.00	200.00	0.00	300.00	0.00
Function - 2300 Support Serv.-General Adm.	\$0.00	\$1,968.00	\$200.00	\$1,000.00	\$5,800.12	\$3,197.16	(\$1,000.00)	(\$3,832.12)	(\$2,997.16)
Function - 2400 Support Serv.-School Admin.									
600 Supplies & Materials	0.00	865.00	825.00	500.00	320.00	320.00	-500.00	545.00	505.00
Function - 2400 Support Serv.-School Admin.	\$0.00	\$865.00	\$825.00	\$500.00	\$320.00	\$320.00	(\$500.00)	\$545.00	\$505.00
Function - 2500 Support Services--Business									

Enid Public Schools Budget Yearly Comparison

Options: Year: 2025-2026, Date Range: 7/1/2025 - 6/30/2026, Classification Bolding: D

Classification	-----2025-2026-----			-----2024-2025-----			-----Difference-----		
	Appr.	Enc.	Paid	Appr.	Enc.	Paid	Appr.	Enc.	Paid
500 Other Purchased Services	0.00	5,015.87	3,415.87	5,000.00	5,057.42	5,057.42	-5,000.00	-41.55	-1,641.55
600 Supplies & Materials	48,000.00	22,067.60	19,767.60	22,700.00	24,160.46	24,160.46	25,300.00	-2,092.86	-4,392.86
700 Property	0.00	16,000.00	0.00	0.00	15,990.00	15,990.00	0.00	10.00	-15,990.00
800 Other Objects	0.00	2,367.83	1,092.83	0.00	4,097.00	4,097.00	0.00	-1,729.17	-3,004.17
Function - 2500 Support Services--Business									
	\$48,000.00	\$45,451.30	\$24,276.30	\$27,700.00	\$49,304.88	\$49,304.88	\$20,300.00	(\$3,853.58)	(\$25,028.58)
Function - 2600 Operation & Mainten.of Plant									
300 Purchased Profess.& Tech.Serv.	0.00	1,000.00	0.00	0.00	942.00	942.00	0.00	58.00	-942.00
Function - 2600 Operation & Mainten.of Plant									
	\$0.00	\$1,000.00	\$0.00	\$0.00	\$942.00	\$942.00	\$0.00	\$58.00	(\$942.00)
Project - 063 HR/Communications Dept									
	\$48,000.00	\$50,284.30	\$25,595.83	\$31,000.00	\$57,347.69	\$54,744.73	\$17,000.00	(\$7,063.39)	(\$29,148.90)
Project - 069 Fees Criminal Records Checks									
Function - 2500 Support Services--Business									
800 Other Objects	0.00	25,452.25	6,407.50	31,500.00	16,057.25	14,433.60	-31,500.00	9,395.00	-8,026.10
Function - 2500 Support Services--Business									
	\$0.00	\$25,452.25	\$6,407.50	\$31,500.00	\$16,057.25	\$14,433.60	(\$31,500.00)	\$9,395.00	(\$8,026.10)
Function - 2600 Operation & Mainten.of Plant									
300 Purchased Profess.& Tech.Serv.	21,000.00	7,000.00	2,535.60	6,000.00	4,598.25	4,598.25	15,000.00	2,401.75	-2,062.65
Function - 2600 Operation & Mainten.of Plant									
	\$21,000.00	\$7,000.00	\$2,535.60	\$6,000.00	\$4,598.25	\$4,598.25	\$15,000.00	\$2,401.75	(\$2,062.65)
Project - 069 Fees Criminal Records Checks									
	\$21,000.00	\$32,452.25	\$8,943.10	\$37,500.00	\$20,655.50	\$19,031.85	(\$16,500.00)	\$11,796.75	(\$10,088.75)
Project - 070 CNP Local Funding/Catering									
Function - 3100 Child Nutrition Programs Oper.									
100 Personnel Services-Salaries	0.00	5,530.88	1,148.88	0.00	11,023.75	11,023.75	0.00	-5,492.87	-9,874.87
200 Personnel Serv.-Employee Benef.	0.00	1,608.61	316.71	0.00	6,707.12	6,707.12	0.00	-5,098.51	-6,390.41
300 Purchased Profess.& Tech.Serv.	0.00	0.00	0.00	0.00	1,800.00	1,800.00	0.00	-1,800.00	-1,800.00
400 Purchased Property Services	0.00	287,297.85	63,140.56	0.00	212,899.93	84,661.79	0.00	74,397.92	-21,521.23
500 Other Purchased Services	0.00	6,000.00	1,460.03	0.00	14,876.88	14,876.88	0.00	-8,876.88	-13,416.85
600 Supplies & Materials	0.00	360,606.79	101,343.90	0.00	127,421.80	126,783.36	0.00	233,184.99	-25,439.46
700 Property	0.00	62,284.32	55,563.32	0.00	73,935.28	0.00	0.00	-11,650.96	55,563.32
800 Other Objects	0.00	18,025.00	2,611.00	0.00	15,588.51	15,588.51	0.00	2,436.49	-12,977.51
Function - 3100 Child Nutrition Programs Oper.									
	\$0.00	\$741,353.45	\$225,584.40	\$0.00	\$464,253.27	\$261,441.41	\$0.00	\$277,100.18	(\$35,857.01)
Function - 5200 FUND TRANSFERS/REIMBURSEMENTS									
900 Other Uses of Funds	0.00	1,050.00	1,050.00	0.00	1,750.00	1,750.00	0.00	-700.00	-700.00
Function - 5200 FUND TRANSFERS/REIMBURSEMENTS									
	\$0.00	\$1,050.00	\$1,050.00	\$0.00	\$1,750.00	\$1,750.00	\$0.00	(\$700.00)	(\$700.00)
Function - 5600 CORRECTING ENTRY									
900 Other Uses of Funds	0.00	2,785.75	2,742.70	0.00	4,693.45	4,693.45	0.00	-1,907.70	-1,950.75

Enid Public Schools Budget Yearly Comparison

Options: Year: 2025-2026, Date Range: 7/1/2025 - 6/30/2026, Classification Bolding: D

Classification	-----2025-2026-----			-----2024-2025-----			-----Difference-----		
	Appr.	Enc.	Paid	Appr.	Enc.	Paid	Appr.	Enc.	Paid
Function - 5600 CORRECTING ENTRY	\$0.00	\$2,785.75	\$2,742.70	\$0.00	\$4,693.45	\$4,693.45	\$0.00	(\$1,907.70)	(\$1,950.75)
Project - 070 CNP Local Funding/Catering	\$0.00	\$745,189.20	\$229,377.10	\$0.00	\$470,696.72	\$267,884.86	\$0.00	\$274,492.48	(\$38,507.76)
Project - 072 Activity Fund Reimbursement									
Function - 1000 INSTRUCTION									
100 Personnel Services-Salaries	0.00	4,200.00	4,200.00	0.00	33,783.03	33,783.03	0.00	-29,583.03	-29,583.03
200 Personnel Serv.-Employee Benef.	0.00	321.30	321.30	0.00	4,064.71	4,064.71	0.00	-3,743.41	-3,743.41
Function - 1000 INSTRUCTION	\$0.00	\$4,521.30	\$4,521.30	\$0.00	\$37,847.74	\$37,847.74	\$0.00	(\$33,326.44)	(\$33,326.44)
Project - 072 Activity Fund Reimbursement	\$0.00	\$4,521.30	\$4,521.30	\$0.00	\$37,847.74	\$37,847.74	\$0.00	(\$33,326.44)	(\$33,326.44)
Project - 073 EHS Comp.Speech Alloc.									
Function - 1000 INSTRUCTION									
600 Supplies & Materials	9,000.00	1,924.99	719.22	9,000.00	485.64	485.64	0.00	1,439.35	233.58
800 Other Objects	0.00	1,041.00	521.00	0.00	2,442.95	2,442.95	0.00	-1,401.95	-1,921.95
Function - 1000 INSTRUCTION	\$9,000.00	\$2,965.99	\$1,240.22	\$9,000.00	\$2,928.59	\$2,928.59	\$0.00	\$37.40	(\$1,688.37)
Function - 2100 Supp Svcs-Students									
600 Supplies & Materials	0.00	150.00	75.79	0.00	0.00	0.00	0.00	150.00	75.79
Function - 2100 Supp Svcs-Students	\$0.00	\$150.00	\$75.79	\$0.00	\$0.00	\$0.00	\$0.00	\$150.00	\$75.79
Function - 2700 Student Transportation Serv.									
500 Other Purchased Services	3,000.00	4,100.00	0.00	3,000.00	6,999.69	6,999.69	0.00	-2,899.69	-6,999.69
Function - 2700 Student Transportation Serv.	\$3,000.00	\$4,100.00	\$0.00	\$3,000.00	\$6,999.69	\$6,999.69	\$0.00	(\$2,899.69)	(\$6,999.69)
Project - 073 EHS Comp.Speech Alloc.	\$12,000.00	\$7,215.99	\$1,316.01	\$12,000.00	\$9,928.28	\$9,928.28	\$0.00	(\$2,712.29)	(\$8,612.27)
Project - 075 Superintendent Allocation									
Function - 2100 Supp Svcs-Students									
500 Other Purchased Services	0.00	0.00	0.00	0.00	775.20	775.20	0.00	-775.20	-775.20
Function - 2100 Supp Svcs-Students	\$0.00	\$0.00	\$0.00	\$0.00	\$775.20	\$775.20	\$0.00	(\$775.20)	(\$775.20)
Function - 2300 Support Serv.-General Adm.									
800 Other Objects	5,000.00	540.00	0.00	5,000.00	540.00	540.00	0.00	0.00	-540.00
Function - 2300 Support Serv.-General Adm.	\$5,000.00	\$540.00	\$0.00	\$5,000.00	\$540.00	\$540.00	\$0.00	\$0.00	(\$540.00)
Function - 2400 Support Serv.-School Admin.									
600 Supplies & Materials	0.00	1,100.00	1,100.00	0.00	929.00	929.00	0.00	171.00	171.00

Enid Public Schools Budget Yearly Comparison

Options: Year: 2025-2026, Date Range: 7/1/2025 - 6/30/2026, Classification Bolding: D

Classification	-----2025-2026-----			-----2024-2025-----			-----Difference-----		
	Appr.	Enc.	Paid	Appr.	Enc.	Paid	Appr.	Enc.	Paid
Function - 2400 Support Serv.-School Admin.	\$0.00	\$1,100.00	\$1,100.00	\$0.00	\$929.00	\$929.00	\$0.00	\$171.00	\$171.00
Function - 2500 Support Services--Business									
500 Other Purchased Services	10,000.00	0.00	0.00	16,000.00	5,760.47	5,760.47	-6,000.00	-5,760.47	-5,760.47
600 Supplies & Materials	0.00	6,473.40	5,256.31	0.00	8,286.84	8,286.84	0.00	-1,813.44	-3,030.53
800 Other Objects	0.00	350.00	350.00	0.00	896.00	896.00	0.00	-546.00	-546.00
Function - 2500 Support Services--Business	\$10,000.00	\$6,823.40	\$5,606.31	\$16,000.00	\$14,943.31	\$14,943.31	(\$6,000.00)	(\$8,119.91)	(\$9,337.00)
Function - 3300 COMMUNITY SERVICES OPER									
800 Other Objects	0.00	600.00	0.00	0.00	600.00	600.00	0.00	0.00	-600.00
Function - 3300 COMMUNITY SERVICES OPER	\$0.00	\$600.00	\$0.00	\$0.00	\$600.00	\$600.00	\$0.00	\$0.00	(\$600.00)
Project - 075 Superintendent Allocation	\$15,000.00	\$9,063.40	\$6,706.31	\$21,000.00	\$17,787.51	\$17,787.51	(\$6,000.00)	(\$8,724.11)	(\$11,081.20)
Project - 076 Drug Education - Testing									
Function - 2100 Supp Svcs-Students									
300 Purchased Profess.& Tech.Serv.	6,000.00	5,000.00	1,028.00	6,000.00	4,872.00	4,872.00	0.00	128.00	-3,844.00
Function - 2100 Supp Svcs-Students	\$6,000.00	\$5,000.00	\$1,028.00	\$6,000.00	\$4,872.00	\$4,872.00	\$0.00	\$128.00	(\$3,844.00)
Project - 076 Drug Education - Testing	\$6,000.00	\$5,000.00	\$1,028.00	\$6,000.00	\$4,872.00	\$4,872.00	\$0.00	\$128.00	(\$3,844.00)
Project - 077 Elementary Asst. Super. Allocation									
Function - 1000 INSTRUCTION									
100 Personnel Services-Salaries	0.00	110.00	0.00	0.00	0.00	0.00	0.00	110.00	0.00
300 Purchased Profess.& Tech.Serv.	0.00	0.00	0.00	0.00	2,000.00	2,000.00	0.00	-2,000.00	-2,000.00
600 Supplies & Materials	0.00	0.00	0.00	0.00	2,486.40	2,486.40	0.00	-2,486.40	-2,486.40
Function - 1000 INSTRUCTION	\$0.00	\$110.00	\$0.00	\$0.00	\$4,486.40	\$4,486.40	\$0.00	(\$4,376.40)	(\$4,486.40)
Function - 2100 Supp Svcs-Students									
600 Supplies & Materials	0.00	0.00	0.00	0.00	110.00	110.00	0.00	-110.00	-110.00
Function - 2100 Supp Svcs-Students	\$0.00	\$0.00	\$0.00	\$0.00	\$110.00	\$110.00	\$0.00	(\$110.00)	(\$110.00)
Function - 2200 Supp Svc-Instr Stf									
600 Supplies & Materials	0.00	0.00	0.00	0.00	375.77	375.77	0.00	-375.77	-375.77
Function - 2200 Supp Svc-Instr Stf	\$0.00	\$0.00	\$0.00	\$0.00	\$375.77	\$375.77	\$0.00	(\$375.77)	(\$375.77)
Function - 2400 Support Serv.-School Admin.									
600 Supplies & Materials	0.00	0.00	0.00	0.00	3,103.60	1,597.60	0.00	-3,103.60	-1,597.60
Function - 2400 Support Serv.-School Admin.	\$0.00	\$0.00	\$0.00	\$0.00	\$3,103.60	\$1,597.60	\$0.00	(\$3,103.60)	(\$1,597.60)

Enid Public Schools Budget Yearly Comparison

Options: Year: 2025-2026, Date Range: 7/1/2025 - 6/30/2026, Classification Bolding: D

Classification	-----2025-2026-----			-----2024-2025-----			-----Difference-----		
	Appr.	Enc.	Paid	Appr.	Enc.	Paid	Appr.	Enc.	Paid
Function - 2500 Support Services--Business									
500 Other Purchased Services	0.00	0.00	0.00	0.00	397.17	0.00	0.00	-397.17	0.00
600 Supplies & Materials	0.00	410.10	410.10	0.00	413.99	413.99	0.00	-3.89	-3.89
800 Other Objects	6,500.00	0.00	0.00	7,500.00	674.00	75.00	-1,000.00	-674.00	-75.00
900 Other Uses of Funds	0.00	173.18	173.18	0.00	0.00	0.00	0.00	173.18	173.18
Function - 2500 Support Services--Business									
	\$6,500.00	\$583.28	\$583.28	\$7,500.00	\$1,485.16	\$488.99	(\$1,000.00)	(\$901.88)	\$94.29
Project - 077 Elementary Asst. Super. Allocation									
	\$6,500.00	\$693.28	\$583.28	\$7,500.00	\$9,560.93	\$7,058.76	(\$1,000.00)	(\$8,867.65)	(\$6,475.48)
Project - 078 Secondary Asst. Super. Allocation									
Function - 2200 Supp Svc-Instr Stf									
600 Supplies & Materials	0.00	0.00	0.00	0.00	565.19	565.19	0.00	-565.19	-565.19
Function - 2200 Supp Svc-Instr Stf									
	\$0.00	\$0.00	\$0.00	\$0.00	\$565.19	\$565.19	\$0.00	(\$565.19)	(\$565.19)
Function - 2500 Support Services--Business									
500 Other Purchased Services	0.00	0.00	0.00	0.00	731.10	731.10	0.00	-731.10	-731.10
800 Other Objects	0.00	0.00	0.00	7,500.00	250.00	250.00	-7,500.00	-250.00	-250.00
Function - 2500 Support Services--Business									
	\$0.00	\$0.00	\$0.00	\$7,500.00	\$981.10	\$981.10	(\$7,500.00)	(\$981.10)	(\$981.10)
Project - 078 Secondary Asst. Super. Allocation									
	\$0.00	\$0.00	\$0.00	\$7,500.00	\$1,546.29	\$1,546.29	(\$7,500.00)	(\$1,546.29)	(\$1,546.29)
Project - 080 AFJROTC - Local Share									
Function - 1000 INSTRUCTION									
100 Personnel Services-Salaries	82,128.01	106,401.45	11,975.99	107,176.65	94,859.01	94,859.01	-25,048.64	11,542.44	-82,883.02
200 Personnel Serv.-Employee Benef.	20,535.00	26,628.65	2,972.82	29,386.93	27,981.77	27,981.77	-8,851.93	-1,353.12	-25,008.95
800 Other Objects	0.00	0.00	0.00	0.00	1,125.00	1,125.00	0.00	-1,125.00	-1,125.00
Function - 1000 INSTRUCTION									
	\$102,663.01	\$133,030.10	\$14,948.81	\$136,563.58	\$123,965.78	\$123,965.78	(\$33,900.57)	\$9,064.32	(\$109,016.97)
Function - 2700 Student Transportation Serv.									
500 Other Purchased Services	0.00	0.00	0.00	0.00	740.25	290.25	0.00	-740.25	-290.25
Function - 2700 Student Transportation Serv.									
	\$0.00	\$0.00	\$0.00	\$0.00	\$740.25	\$290.25	\$0.00	(\$740.25)	(\$290.25)
Function - 5200 FUND TRANSFERS/REIMBURSEMENTS									
900 Other Uses of Funds	0.00	0.00	0.00	0.00	555.00	555.00	0.00	-555.00	-555.00
Function - 5200 FUND TRANSFERS/REIMBURSEMENTS									
	\$0.00	\$0.00	\$0.00	\$0.00	\$555.00	\$555.00	\$0.00	(\$555.00)	(\$555.00)
Project - 080 AFJROTC - Local Share									
	\$102,663.01	\$133,030.10	\$14,948.81	\$136,563.58	\$125,261.03	\$124,811.03	(\$33,900.57)	\$7,769.07	(\$109,862.22)
Project - 083 Alternative School Local Funds									
Function - 1000 INSTRUCTION									
100 Personnel Services-Salaries	27,000.00	26,894.96	5,226.24	79,900.00	88,039.08	88,039.08	-52,900.00	-61,144.12	-82,812.84

Enid Public Schools Budget Yearly Comparison

Options: Year: 2025-2026, Date Range: 7/1/2025 - 6/30/2026, Classification Bolding: D

Classification	-----2025-2026-----			-----2024-2025-----			-----Difference-----		
	Appr.	Enc.	Paid	Appr.	Enc.	Paid	Appr.	Enc.	Paid
200 Personnel Serv.-Employee Benef.	6,150.00	6,116.95	1,102.84	18,500.00	21,018.52	21,018.52	-12,350.00	-14,901.57	-19,915.68
Function - 1000 INSTRUCTION									
	\$33,150.00	\$33,011.91	\$6,329.08	\$98,400.00	\$109,057.60	\$109,057.60	(\$65,250.00)	(\$76,045.69)	(\$102,728.52)
Function - 2100 Supp Svcs-Students									
100 Personnel Services-Salaries	35,600.00	35,520.05	5,919.19	33,750.00	35,265.61	35,265.61	1,850.00	254.44	-29,346.42
200 Personnel Serv.-Employee Benef.	8,050.00	8,024.43	1,339.24	7,700.00	8,134.30	8,134.30	350.00	-109.87	-6,795.06
600 Supplies & Materials	0.00	0.00	0.00	0.00	402.00	402.00	0.00	-402.00	-402.00
Function - 2100 Supp Svcs-Students									
	\$43,650.00	\$43,544.48	\$7,258.43	\$41,450.00	\$43,801.91	\$43,801.91	\$2,200.00	(\$257.43)	(\$36,543.48)
Function - 2200 Supp Svc-Instr Stf									
100 Personnel Services-Salaries	0.00	0.00	0.00	733.33	733.33	733.33	-733.33	-733.33	-733.33
200 Personnel Serv.-Employee Benef.	0.00	0.00	0.00	55.40	58.10	58.10	-55.40	-58.10	-58.10
Function - 2200 Supp Svc-Instr Stf									
	\$0.00	\$0.00	\$0.00	\$788.73	\$791.43	\$791.43	(\$788.73)	(\$791.43)	(\$791.43)
Function - 2400 Support Serv.-School Admin.									
100 Personnel Services-Salaries	84,500.00	84,495.78	28,763.67	82,250.00	83,032.46	83,032.46	2,250.00	1,463.32	-54,268.79
200 Personnel Serv.-Employee Benef.	17,900.00	17,900.56	6,272.09	17,200.00	17,889.68	17,889.68	700.00	10.88	-11,617.59
Function - 2400 Support Serv.-School Admin.									
	\$102,400.00	\$102,396.34	\$35,035.76	\$99,450.00	\$100,922.14	\$100,922.14	\$2,950.00	\$1,474.20	(\$65,886.38)
Function - 2600 Operation & Mainten.of Plant									
100 Personnel Services-Salaries	15,800.00	15,744.00	5,248.00	15,700.00	15,688.75	15,688.75	100.00	55.25	-10,440.75
200 Personnel Serv.-Employee Benef.	3,300.00	3,280.56	1,093.52	3,211.27	3,914.29	3,914.29	88.73	-633.73	-2,820.77
Function - 2600 Operation & Mainten.of Plant									
	\$19,100.00	\$19,024.56	\$6,341.52	\$18,911.27	\$19,603.04	\$19,603.04	\$188.73	(\$578.48)	(\$13,261.52)
Project - 083 Alternative School Local Funds									
	\$198,300.00	\$197,977.29	\$54,964.79	\$259,000.00	\$274,176.12	\$274,176.12	(\$60,700.00)	(\$76,198.83)	(\$219,211.33)
Project - 086 Dr.Ed.-Sch. Yr.-Tuition Based									
Function - 1000 INSTRUCTION									
100 Personnel Services-Salaries	0.00	1,200.00	1,200.00	0.00	2,167.50	2,167.50	0.00	-967.50	-967.50
200 Personnel Serv.-Employee Benef.	0.00	205.80	205.80	0.00	1,263.37	1,263.37	0.00	-1,057.57	-1,057.57
600 Supplies & Materials	0.00	0.00	0.00	0.00	379.26	49.26	0.00	-379.26	-49.26
Function - 1000 INSTRUCTION									
	\$0.00	\$1,405.80	\$1,405.80	\$0.00	\$3,810.13	\$3,480.13	\$0.00	(\$2,404.33)	(\$2,074.33)
Project - 086 Dr.Ed.-Sch. Yr.-Tuition Based									
	\$0.00	\$1,405.80	\$1,405.80	\$0.00	\$3,810.13	\$3,480.13	\$0.00	(\$2,404.33)	(\$2,074.33)
Project - 090 Local Support A.B.E.									
Function - 1000 INSTRUCTION									
300 Purchased Profess.& Tech.Serv.	0.00	0.00	0.00	250.00	0.00	0.00	-250.00	0.00	0.00
800 Other Objects	0.00	0.00	0.00	240.00	0.00	0.00	-240.00	0.00	0.00
Function - 1000 INSTRUCTION									
	\$0.00	\$0.00	\$0.00	\$490.00	\$0.00	\$0.00	(\$490.00)	\$0.00	\$0.00

Enid Public Schools Budget Yearly Comparison

Options: Year: 2025-2026, Date Range: 7/1/2025 - 6/30/2026, Classification Bolding: D

Classification	-----2025-2026-----			-----2024-2025-----			-----Difference-----		
	Appr.	Enc.	Paid	Appr.	Enc.	Paid	Appr.	Enc.	Paid
Function - 2100 Supp Svcs-Students									
100 Personnel Services-Salaries	0.00	0.00	0.00	15,300.00	3,673.67	3,673.67	-15,300.00	-3,673.67	-3,673.67
200 Personnel Serv.-Employee Benef.	0.00	0.00	0.00	3,785.00	1,168.17	1,168.17	-3,785.00	-1,168.17	-1,168.17
600 Supplies & Materials	0.00	700.00	217.97	500.00	489.09	489.09	-500.00	210.91	-271.12
Function - 2100 Supp Svcs-Students	\$0.00	\$700.00	\$217.97	\$19,585.00	\$5,330.93	\$5,330.93	(\$19,585.00)	(\$4,630.93)	(\$5,112.96)
Function - 2300 Support Serv.-General Adm.									
200 Personnel Serv.-Employee Benef.	0.00	0.00	0.00	0.00	144.01	144.01	0.00	-144.01	-144.01
Function - 2300 Support Serv.-General Adm.	\$0.00	\$0.00	\$0.00	\$0.00	\$144.01	\$144.01	\$0.00	(\$144.01)	(\$144.01)
Function - 2500 Support Services--Business									
100 Personnel Services-Salaries	5,500.00	5,452.08	3,466.77	7,150.00	17,027.08	17,027.08	-1,650.00	-11,575.00	-13,560.31
200 Personnel Serv.-Employee Benef.	500.00	498.46	285.73	775.00	1,588.04	1,588.04	-275.00	-1,089.58	-1,302.31
500 Other Purchased Services	0.00	0.00	0.00	0.00	314.23	314.23	0.00	-314.23	-314.23
Function - 2500 Support Services--Business	\$6,000.00	\$5,950.54	\$3,752.50	\$7,925.00	\$18,929.35	\$18,929.35	(\$1,925.00)	(\$12,978.81)	(\$15,176.85)
Function - 2600 Operation & Mainten.of Plant									
100 Personnel Services-Salaries	15,800.00	15,744.00	5,248.00	15,650.00	15,648.00	15,648.00	150.00	96.00	-10,400.00
200 Personnel Serv.-Employee Benef.	3,300.00	3,280.80	1,093.60	3,360.00	4,085.92	4,085.92	-60.00	-805.12	-2,992.32
Function - 2600 Operation & Mainten.of Plant	\$19,100.00	\$19,024.80	\$6,341.60	\$19,010.00	\$19,733.92	\$19,733.92	\$90.00	(\$709.12)	(\$13,392.32)
Function - 8100 RESTRICTED FUNDS									
800 Other Objects	0.00	0.00	0.00	1,295.84	0.00	0.00	-1,295.84	0.00	0.00
Function - 8100 RESTRICTED FUNDS	\$0.00	\$0.00	\$0.00	\$1,295.84	\$0.00	\$0.00	(\$1,295.84)	\$0.00	\$0.00
Project - 090 Local Support A.B.E.	\$25,100.00	\$25,675.34	\$10,312.07	\$48,305.84	\$44,138.21	\$44,138.21	(\$23,205.84)	(\$18,462.87)	(\$33,826.14)
Project - 091 E-Rate Technology Local Share									
Function - 2200 Supp Svc-Instr Stf									
300 Purchased Profess.& Tech.Serv.	15,000.00	15,000.00	2,150.15	0.00	14,778.77	14,778.77	15,000.00	221.23	-12,628.62
Function - 2200 Supp Svc-Instr Stf	\$15,000.00	\$15,000.00	\$2,150.15	\$0.00	\$14,778.77	\$14,778.77	\$15,000.00	\$221.23	(\$12,628.62)
Project - 091 E-Rate Technology Local Share	\$15,000.00	\$15,000.00	\$2,150.15	\$0.00	\$14,778.77	\$14,778.77	\$15,000.00	\$221.23	(\$12,628.62)
Project - 093 ACT/PSAT Review									
Function - 1000 INSTRUCTION									
600 Supplies & Materials	20,000.00	0.00	0.00	39,500.00	20,160.66	20,160.66	-19,500.00	-20,160.66	-20,160.66
Function - 1000 INSTRUCTION	\$20,000.00	\$0.00	\$0.00	\$39,500.00	\$20,160.66	\$20,160.66	(\$19,500.00)	(\$20,160.66)	(\$20,160.66)

Enid Public Schools Budget Yearly Comparison

Options: Year: 2025-2026, Date Range: 7/1/2025 - 6/30/2026, Classification Bolding: D

Classification	-----2025-2026-----			-----2024-2025-----			-----Difference-----		
	Appr.	Enc.	Paid	Appr.	Enc.	Paid	Appr.	Enc.	Paid
Project - 093 ACT/PSAT Review	\$20,000.00	\$0.00	\$0.00	\$39,500.00	\$20,160.66	\$20,160.66	(\$19,500.00)	(\$20,160.66)	(\$20,160.66)
Project - 094 Great Land Run Ed Foundation									
Function - 1000 INSTRUCTION									
100 Personnel Services-Salaries	0.00	150.00	150.00	0.00	0.00	0.00	0.00	150.00	150.00
200 Personnel Serv.-Employee Benef.	0.00	26.93	26.93	0.00	0.00	0.00	0.00	26.93	26.93
600 Supplies & Materials	91,276.54	4,069.23	770.82	101,281.27	10,137.00	1,497.00	-10,004.73	-6,067.77	-726.18
800 Other Objects	0.00	0.00	0.00	0.00	240.00	240.00	0.00	-240.00	-240.00
Function - 1000 INSTRUCTION	\$91,276.54	\$4,246.16	\$947.75	\$101,281.27	\$10,377.00	\$1,737.00	(\$10,004.73)	(\$6,130.84)	(\$789.25)
Function - 2200 Supp Svc-Instr Stf									
300 Purchased Profess.& Tech.Serv.	0.00	0.00	0.00	0.00	1,469.68	1,469.68	0.00	-1,469.68	-1,469.68
Function - 2200 Supp Svc-Instr Stf	\$0.00	\$0.00	\$0.00	\$0.00	\$1,469.68	\$1,469.68	\$0.00	(\$1,469.68)	(\$1,469.68)
Function - 2300 Support Serv.-General Adm.									
500 Other Purchased Services	0.00	0.00	0.00	0.00	981.11	0.00	0.00	-981.11	0.00
Function - 2300 Support Serv.-General Adm.	\$0.00	\$0.00	\$0.00	\$0.00	\$981.11	\$0.00	\$0.00	(\$981.11)	\$0.00
Function - 2700 Student Transportation Serv.									
500 Other Purchased Services	0.00	30.00	0.00	0.00	52.09	52.09	0.00	-22.09	-52.09
Function - 2700 Student Transportation Serv.	\$0.00	\$30.00	\$0.00	\$0.00	\$52.09	\$52.09	\$0.00	(\$22.09)	(\$52.09)
Project - 094 Great Land Run Ed Foundation	\$91,276.54	\$4,276.16	\$947.75	\$101,281.27	\$12,879.88	\$3,258.77	(\$10,004.73)	(\$8,603.72)	(\$2,311.02)
Project - 100 Health Services									
Function - 2100 Supp Svcs-Students									
600 Supplies & Materials	12,000.00	1,899.99	366.38	12,000.00	7,871.91	7,871.91	0.00	-5,971.92	-7,505.53
800 Other Objects	0.00	776.00	528.00	0.00	0.00	0.00	0.00	776.00	528.00
Function - 2100 Supp Svcs-Students	\$12,000.00	\$2,675.99	\$894.38	\$12,000.00	\$7,871.91	\$7,871.91	\$0.00	(\$5,195.92)	(\$6,977.53)
Function - 2500 Support Services--Business									
800 Other Objects	0.00	0.00	0.00	0.00	190.00	190.00	0.00	-190.00	-190.00
Function - 2500 Support Services--Business	\$0.00	\$0.00	\$0.00	\$0.00	\$190.00	\$190.00	\$0.00	(\$190.00)	(\$190.00)
Project - 100 Health Services	\$12,000.00	\$2,675.99	\$894.38	\$12,000.00	\$8,061.91	\$8,061.91	\$0.00	(\$5,385.92)	(\$7,167.53)
Project - 102 Coca Cola Contract									
Function - 1000 INSTRUCTION									
600 Supplies & Materials	28,346.98	0.00	0.00	28,346.98	0.00	0.00	0.00	0.00	0.00

Enid Public Schools Budget Yearly Comparison

Options: Year: 2025-2026, Date Range: 7/1/2025 - 6/30/2026, Classification Bolding: D

Classification	-----2025-2026-----			-----2024-2025-----			-----Difference-----		
	Appr.	Enc.	Paid	Appr.	Enc.	Paid	Appr.	Enc.	Paid
Function - 1000 INSTRUCTION									
	\$28,346.98	\$0.00	\$0.00	\$28,346.98	\$0.00	\$0.00	\$0.00	\$0.00	\$0.00
Project - 102 Coca Cola Contract									
	\$28,346.98	\$0.00	\$0.00	\$28,346.98	\$0.00	\$0.00	\$0.00	\$0.00	\$0.00
Project - 103 EPSF-Reimburse-T-Grants									
Function - 1000 INSTRUCTION									
600 Supplies & Materials	0.00	6,325.70	0.00	0.00	43,281.59	43,281.59	0.00	-36,955.89	-43,281.59
Function - 1000 INSTRUCTION									
	\$0.00	\$6,325.70	\$0.00	\$0.00	\$43,281.59	\$43,281.59	\$0.00	(\$36,955.89)	(\$43,281.59)
Project - 103 EPSF-Reimburse-T-Grants									
	\$0.00	\$6,325.70	\$0.00	\$0.00	\$43,281.59	\$43,281.59	\$0.00	(\$36,955.89)	(\$43,281.59)
Project - 105 Adams Allocation									
Function - 1000 INSTRUCTION									
500 Other Purchased Services	0.00	250.00	250.00	0.00	0.00	0.00	0.00	250.00	250.00
600 Supplies & Materials	10,447.53	5,004.89	4,374.48	8,222.38	4,454.80	4,454.80	2,225.15	550.09	-80.32
Function - 1000 INSTRUCTION									
	\$10,447.53	\$5,254.89	\$4,624.48	\$8,222.38	\$4,454.80	\$4,454.80	\$2,225.15	\$800.09	\$169.68
Function - 2100 Supp Svcs-Students									
600 Supplies & Materials	0.00	57.59	7.59	0.00	210.52	210.52	0.00	-152.93	-202.93
Function - 2100 Supp Svcs-Students									
	\$0.00	\$57.59	\$7.59	\$0.00	\$210.52	\$210.52	\$0.00	(\$152.93)	(\$202.93)
Function - 2200 Supp Svc-Instr Stf									
600 Supplies & Materials	2,635.00	1,650.00	1,522.75	2,720.00	3,785.57	3,785.57	-85.00	-2,135.57	-2,262.82
800 Other Objects	0.00	0.00	0.00	0.00	129.89	64.95	0.00	-129.89	-64.95
Function - 2200 Supp Svc-Instr Stf									
	\$2,635.00	\$1,650.00	\$1,522.75	\$2,720.00	\$3,915.46	\$3,850.52	(\$85.00)	(\$2,265.46)	(\$2,327.77)
Function - 2400 Support Serv.-School Admin.									
600 Supplies & Materials	0.00	146.25	146.25	0.00	0.00	0.00	0.00	146.25	146.25
Function - 2400 Support Serv.-School Admin.									
	\$0.00	\$146.25	\$146.25	\$0.00	\$0.00	\$0.00	\$0.00	\$146.25	\$146.25
Function - 2600 Operation & Mainten.of Plant									
300 Purchased Profess.& Tech.Serv.	0.00	0.00	0.00	0.00	700.00	700.00	0.00	-700.00	-700.00
600 Supplies & Materials	0.00	0.00	0.00	0.00	48.45	48.45	0.00	-48.45	-48.45
Function - 2600 Operation & Mainten.of Plant									
	\$0.00	\$0.00	\$0.00	\$0.00	\$748.45	\$748.45	\$0.00	(\$748.45)	(\$748.45)
Project - 105 Adams Allocation									
	\$13,082.53	\$7,108.73	\$6,301.07	\$10,942.38	\$9,329.23	\$9,264.29	\$2,140.15	(\$2,220.50)	(\$2,963.22)
Project - 107 Adams George Davis Grant									
Function - 1000 INSTRUCTION									
100 Personnel Services-Salaries	0.00	0.00	0.00	0.00	1,690.00	1,690.00	0.00	-1,690.00	-1,690.00

Enid Public Schools Budget Yearly Comparison

Options: Year: 2025-2026, Date Range: 7/1/2025 - 6/30/2026, Classification Bolding: D

Classification	-----2025-2026-----			-----2024-2025-----			-----Difference-----		
	Appr.	Enc.	Paid	Appr.	Enc.	Paid	Appr.	Enc.	Paid
200 Personnel Serv.-Employee Benef.	0.00	0.00	0.00	0.00	279.90	279.90	0.00	-279.90	-279.90
600 Supplies & Materials	9,463.48	3,361.38	1,153.33	19,755.24	3,093.91	1,833.93	-10,291.76	267.47	-680.60
800 Other Objects	0.00	0.00	0.00	0.00	1,641.00	1,641.00	0.00	-1,641.00	-1,641.00
Function - 1000 INSTRUCTION									
	\$9,463.48	\$3,361.38	\$1,153.33	\$19,755.24	\$6,704.81	\$5,444.83	(\$10,291.76)	(\$3,343.43)	(\$4,291.50)
Function - 2100 Supp Svcs-Students									
600 Supplies & Materials	0.00	199.08	199.08	0.00	2,147.64	2,147.64	0.00	-1,948.56	-1,948.56
Function - 2100 Supp Svcs-Students									
	\$0.00	\$199.08	\$199.08	\$0.00	\$2,147.64	\$2,147.64	\$0.00	(\$1,948.56)	(\$1,948.56)
Function - 2200 Supp Svc-Instr Stf									
800 Other Objects	0.00	0.00	0.00	0.00	140.00	140.00	0.00	-140.00	-140.00
Function - 2200 Supp Svc-Instr Stf									
	\$0.00	\$0.00	\$0.00	\$0.00	\$140.00	\$140.00	\$0.00	(\$140.00)	(\$140.00)
Function - 5200 FUND TRANSFERS/REIMBURSEMENTS									
900 Other Uses of Funds	0.00	0.00	0.00	0.00	1,596.00	1,596.00	0.00	-1,596.00	-1,596.00
Function - 5200 FUND TRANSFERS/REIMBURSEMENTS									
	\$0.00	\$0.00	\$0.00	\$0.00	\$1,596.00	\$1,596.00	\$0.00	(\$1,596.00)	(\$1,596.00)
Project - 107 Adams George Davis Grant									
	\$9,463.48	\$3,560.46	\$1,352.41	\$19,755.24	\$10,588.45	\$9,328.47	(\$10,291.76)	(\$7,027.99)	(\$7,976.06)
Project - 111 EHS Graduation									
Function - 1000 INSTRUCTION									
600 Supplies & Materials	25,000.00	0.00	0.00	25,000.00	0.00	0.00	0.00	0.00	0.00
Function - 1000 INSTRUCTION									
	\$25,000.00	\$0.00	\$0.00	\$25,000.00	\$0.00	\$0.00	\$0.00	\$0.00	\$0.00
Function - 2100 Supp Svcs-Students									
100 Personnel Services-Salaries	0.00	0.00	0.00	0.00	1,812.16	1,812.16	0.00	-1,812.16	-1,812.16
200 Personnel Serv.-Employee Benef.	0.00	0.00	0.00	0.00	320.55	320.55	0.00	-320.55	-320.55
400 Purchased Property Services	0.00	4,000.00	0.00	0.00	0.00	0.00	0.00	4,000.00	0.00
500 Other Purchased Services	0.00	5,010.00	0.00	0.00	0.00	0.00	0.00	5,010.00	0.00
600 Supplies & Materials	0.00	12,710.50	6,480.06	0.00	0.00	0.00	0.00	12,710.50	6,480.06
Function - 2100 Supp Svcs-Students									
	\$0.00	\$21,720.50	\$6,480.06	\$0.00	\$2,132.71	\$2,132.71	\$0.00	\$19,587.79	\$4,347.35
Function - 2400 Support Serv.-School Admin.									
500 Other Purchased Services	0.00	0.00	0.00	0.00	6,908.00	6,908.00	0.00	-6,908.00	-6,908.00
600 Supplies & Materials	0.00	0.00	0.00	0.00	14,453.11	14,453.11	0.00	-14,453.11	-14,453.11
Function - 2400 Support Serv.-School Admin.									
	\$0.00	\$0.00	\$0.00	\$0.00	\$21,361.11	\$21,361.11	\$0.00	(\$21,361.11)	(\$21,361.11)
Function - 2500 Support Services--Business									
600 Supplies & Materials	0.00	2,616.00	0.00	0.00	0.00	0.00	0.00	2,616.00	0.00
Function - 2500 Support Services--Business									
	\$0.00	\$2,616.00	\$0.00	\$0.00	\$0.00	\$0.00	\$0.00	\$2,616.00	\$0.00

Enid Public Schools Budget Yearly Comparison

Options: Year: 2025-2026, Date Range: 7/1/2025 - 6/30/2026, Classification Bolding: D

Classification	-----2025-2026-----			-----2024-2025-----			-----Difference-----		
	Appr.	Enc.	Paid	Appr.	Enc.	Paid	Appr.	Enc.	Paid
Project - 111 EHS Graduation	\$25,000.00	\$24,336.50	\$6,480.06	\$25,000.00	\$23,493.82	\$23,493.82	\$0.00	\$842.68	(\$17,013.76)
Project - 113 Secondary Orchestra									
Function - 1000 INSTRUCTION									
600 Supplies & Materials	18,000.00	6,647.89	0.00	19,000.00	2,120.04	2,120.04	-1,000.00	4,527.85	-2,120.04
800 Other Objects	0.00	2,640.00	1,575.00	2,000.00	4,038.00	4,038.00	-2,000.00	-1,398.00	-2,463.00
Function - 1000 INSTRUCTION	\$18,000.00	\$9,287.89	\$1,575.00	\$21,000.00	\$6,158.04	\$6,158.04	(\$3,000.00)	\$3,129.85	(\$4,583.04)
Function - 2100 Supp Svcs-Students									
400 Purchased Property Services	0.00	0.00	0.00	0.00	100.00	100.00	0.00	-100.00	-100.00
Function - 2100 Supp Svcs-Students	\$0.00	\$0.00	\$0.00	\$0.00	\$100.00	\$100.00	\$0.00	(\$100.00)	(\$100.00)
Function - 2600 Operation & Mainten.of Plant									
600 Supplies & Materials	0.00	3,000.00	0.00	0.00	0.00	0.00	0.00	3,000.00	0.00
Function - 2600 Operation & Mainten.of Plant	\$0.00	\$3,000.00	\$0.00	\$0.00	\$0.00	\$0.00	\$0.00	\$3,000.00	\$0.00
Function - 2700 Student Transportation Serv.									
500 Other Purchased Services	0.00	240.00	0.00	0.00	488.88	488.88	0.00	-248.88	-488.88
Function - 2700 Student Transportation Serv.	\$0.00	\$240.00	\$0.00	\$0.00	\$488.88	\$488.88	\$0.00	(\$248.88)	(\$488.88)
Project - 113 Secondary Orchestra	\$18,000.00	\$12,527.89	\$1,575.00	\$21,000.00	\$6,746.92	\$6,746.92	(\$3,000.00)	\$5,780.97	(\$5,171.92)
Project - 116 Carver George Davis Grant									
Function - 1000 INSTRUCTION									
300 Purchased Profess.& Tech.Serv.	0.00	624.00	624.00	0.00	0.00	0.00	0.00	624.00	624.00
600 Supplies & Materials	7,108.45	558.83	241.17	13,708.98	30.00	0.00	-6,600.53	528.83	241.17
800 Other Objects	0.00	0.00	0.00	0.00	1,520.00	1,520.00	0.00	-1,520.00	-1,520.00
Function - 1000 INSTRUCTION	\$7,108.45	\$1,182.83	\$865.17	\$13,708.98	\$1,550.00	\$1,520.00	(\$6,600.53)	(\$367.17)	(\$654.83)
Function - 2100 Supp Svcs-Students									
600 Supplies & Materials	0.00	500.00	114.32	0.00	1,790.64	1,790.64	0.00	-1,290.64	-1,676.32
Function - 2100 Supp Svcs-Students	\$0.00	\$500.00	\$114.32	\$0.00	\$1,790.64	\$1,790.64	\$0.00	(\$1,290.64)	(\$1,676.32)
Function - 2700 Student Transportation Serv.									
500 Other Purchased Services	0.00	0.00	0.00	0.00	225.50	225.50	0.00	-225.50	-225.50
Function - 2700 Student Transportation Serv.	\$0.00	\$0.00	\$0.00	\$0.00	\$225.50	\$225.50	\$0.00	(\$225.50)	(\$225.50)
Function - 5200 FUND TRANSFERS/REIMBURSEMENTS									
900 Other Uses of Funds	0.00	0.00	0.00	0.00	1,838.00	1,838.00	0.00	-1,838.00	-1,838.00

Enid Public Schools Budget Yearly Comparison

Options: Year: 2025-2026, Date Range: 7/1/2025 - 6/30/2026, Classification Bolding: D

Classification	-----2025-2026-----			-----2024-2025-----			-----Difference-----		
	Appr.	Enc.	Paid	Appr.	Enc.	Paid	Appr.	Enc.	Paid
Function - 5200 FUND TRANSFERS/REIMBURSEMENTS									
	\$0.00	\$0.00	\$0.00	\$0.00	\$1,838.00	\$1,838.00	\$0.00	(\$1,838.00)	(\$1,838.00)
Project - 116 Carver George Davis Grant									
	\$7,108.45	\$1,682.83	\$979.49	\$13,708.98	\$5,404.14	\$5,374.14	(\$6,600.53)	(\$3,721.31)	(\$4,394.65)
Project - 119 Campus Police									
Function - 1000 INSTRUCTION									
600 Supplies & Materials	0.00	4,373.20	4,373.20	0.00	4,707.01	4,707.01	0.00	-333.81	-333.81
Function - 1000 INSTRUCTION									
	\$0.00	\$4,373.20	\$4,373.20	\$0.00	\$4,707.01	\$4,707.01	\$0.00	(\$333.81)	(\$333.81)
Function - 2200 Supp Svc-Instr Stf									
500 Other Purchased Services	0.00	0.00	0.00	0.00	754.86	754.86	0.00	-754.86	-754.86
Function - 2200 Supp Svc-Instr Stf									
	\$0.00	\$0.00	\$0.00	\$0.00	\$754.86	\$754.86	\$0.00	(\$754.86)	(\$754.86)
Function - 2500 Support Services--Business									
500 Other Purchased Services	0.00	0.00	0.00	200.00	222.49	222.49	-200.00	-222.49	-222.49
600 Supplies & Materials	0.00	0.00	0.00	0.00	137.42	137.42	0.00	-137.42	-137.42
Function - 2500 Support Services--Business									
	\$0.00	\$0.00	\$0.00	\$200.00	\$359.91	\$359.91	(\$200.00)	(\$359.91)	(\$359.91)
Function - 2600 Operation & Mainten.of Plant									
500 Other Purchased Services	11,200.00	0.00	0.00	11,200.00	0.00	0.00	0.00	0.00	0.00
600 Supplies & Materials	15,400.00	3,740.48	3,740.48	24,400.00	12,429.63	12,429.63	-9,000.00	-8,689.15	-8,689.15
700 Property	0.00	11,917.91	6,784.58	0.00	11,917.91	11,917.91	0.00	0.00	-5,133.33
800 Other Objects	4,000.00	65.00	65.00	4,000.00	5,123.84	5,123.84	0.00	-5,058.84	-5,058.84
Function - 2600 Operation & Mainten.of Plant									
	\$30,600.00	\$15,723.39	\$10,590.06	\$39,600.00	\$29,471.38	\$29,471.38	(\$9,000.00)	(\$13,747.99)	(\$18,881.32)
Project - 119 Campus Police									
	\$30,600.00	\$20,096.59	\$14,963.26	\$39,800.00	\$35,293.16	\$35,293.16	(\$9,200.00)	(\$15,196.57)	(\$20,329.90)
Project - 120 Coolidge Allocation									
Function - 1000 INSTRUCTION									
600 Supplies & Materials	12,808.22	8,890.32	7,116.30	13,375.54	10,676.76	10,676.76	-567.32	-1,786.44	-3,560.46
Function - 1000 INSTRUCTION									
	\$12,808.22	\$8,890.32	\$7,116.30	\$13,375.54	\$10,676.76	\$10,676.76	(\$567.32)	(\$1,786.44)	(\$3,560.46)
Function - 2100 Supp Svcs-Students									
600 Supplies & Materials	0.00	660.64	149.00	0.00	261.00	261.00	0.00	399.64	-112.00
Function - 2100 Supp Svcs-Students									
	\$0.00	\$660.64	\$149.00	\$0.00	\$261.00	\$261.00	\$0.00	\$399.64	(\$112.00)
Function - 2200 Supp Svc-Instr Stf									
600 Supplies & Materials	3,667.75	1,986.41	1,878.40	3,420.00	3,388.96	3,388.96	247.75	-1,402.55	-1,510.56
Function - 2200 Supp Svc-Instr Stf									
	\$3,667.75	\$1,986.41	\$1,878.40	\$3,420.00	\$3,388.96	\$3,388.96	\$247.75	(\$1,402.55)	(\$1,510.56)

Enid Public Schools Budget Yearly Comparison

Options: Year: 2025-2026, Date Range: 7/1/2025 - 6/30/2026, Classification Bolding: D

Classification	-----2025-2026-----			-----2024-2025-----			-----Difference-----		
	Appr.	Enc.	Paid	Appr.	Enc.	Paid	Appr.	Enc.	Paid
Function - 2400 Support Serv.-School Admin.									
600 Supplies & Materials	0.00	98.00	98.00	0.00	374.56	374.56	0.00	-276.56	-276.56
Function - 2400 Support Serv.-School Admin.	\$0.00	\$98.00	\$98.00	\$0.00	\$374.56	\$374.56	\$0.00	(\$276.56)	(\$276.56)
Function - 2500 Support Services--Business									
500 Other Purchased Services	0.00	0.00	0.00	0.00	474.00	474.00	0.00	-474.00	-474.00
Function - 2500 Support Services--Business	\$0.00	\$0.00	\$0.00	\$0.00	\$474.00	\$474.00	\$0.00	(\$474.00)	(\$474.00)
Project - 120 Coolidge Allocation	\$16,475.97	\$11,635.37	\$9,241.70	\$16,795.54	\$15,175.28	\$15,175.28	(\$319.57)	(\$3,539.91)	(\$5,933.58)
Project - 125 Eisenhower Allocation									
Function - 1000 INSTRUCTION									
300 Purchased Profess.& Tech.Serv.	0.00	0.00	0.00	0.00	100.00	100.00	0.00	-100.00	-100.00
600 Supplies & Materials	4,442.72	702.59	442.64	3,975.74	644.87	644.87	466.98	57.72	-202.23
Function - 1000 INSTRUCTION	\$4,442.72	\$702.59	\$442.64	\$3,975.74	\$744.87	\$744.87	\$466.98	(\$42.28)	(\$302.23)
Function - 2200 Supp Svc-Instr Stf									
600 Supplies & Materials	1,062.50	354.54	324.54	1,052.00	1,251.53	1,251.53	10.50	-896.99	-926.99
Function - 2200 Supp Svc-Instr Stf	\$1,062.50	\$354.54	\$324.54	\$1,052.00	\$1,251.53	\$1,251.53	\$10.50	(\$896.99)	(\$926.99)
Function - 2600 Operation & Mainten.of Plant									
500 Other Purchased Services	0.00	0.00	0.00	0.00	99.98	99.98	0.00	-99.98	-99.98
Function - 2600 Operation & Mainten.of Plant	\$0.00	\$0.00	\$0.00	\$0.00	\$99.98	\$99.98	\$0.00	(\$99.98)	(\$99.98)
Project - 125 Eisenhower Allocation	\$5,505.22	\$1,057.13	\$767.18	\$5,027.74	\$2,096.38	\$2,096.38	\$477.48	(\$1,039.25)	(\$1,329.20)
Project - 130 Garfield Allocation									
Function - 1000 INSTRUCTION									
400 Purchased Property Services	0.00	0.00	0.00	0.00	105.00	105.00	0.00	-105.00	-105.00
500 Other Purchased Services	0.00	234.00	234.00	0.00	0.00	0.00	0.00	234.00	234.00
600 Supplies & Materials	19,478.80	15,926.39	12,476.70	14,321.71	7,169.69	7,114.69	5,157.09	8,756.70	5,362.01
800 Other Objects	0.00	0.00	0.00	0.00	440.00	440.00	0.00	-440.00	-440.00
Function - 1000 INSTRUCTION	\$19,478.80	\$16,160.39	\$12,710.70	\$14,321.71	\$7,714.69	\$7,659.69	\$5,157.09	\$8,445.70	\$5,051.01
Function - 2100 Supp Svcs-Students									
600 Supplies & Materials	0.00	0.00	0.00	0.00	630.26	630.26	0.00	-630.26	-630.26
Function - 2100 Supp Svcs-Students	\$0.00	\$0.00	\$0.00	\$0.00	\$630.26	\$630.26	\$0.00	(\$630.26)	(\$630.26)
Function - 2200 Supp Svc-Instr Stf									
100 Personnel Services-Salaries	0.00	0.00	0.00	0.00	100.00	100.00	0.00	-100.00	-100.00
200 Personnel Serv.-Employee Benef.	0.00	0.00	0.00	0.00	18.14	18.14	0.00	-18.14	-18.14

Enid Public Schools Budget Yearly Comparison

Options: Year: 2025-2026, Date Range: 7/1/2025 - 6/30/2026, Classification Bolding: D

Classification	-----2025-2026-----			-----2024-2025-----			-----Difference-----		
	Appr.	Enc.	Paid	Appr.	Enc.	Paid	Appr.	Enc.	Paid
300 Purchased Profess.& Tech.Serv.	0.00	0.00	0.00	0.00	100.00	100.00	0.00	-100.00	-100.00
600 Supplies & Materials	4,887.50	831.37	0.00	4,736.00	6,319.73	6,279.29	151.50	-5,488.36	-6,279.29
Function - 2200 Supp Svc-Instr Stf	\$4,887.50	\$831.37	\$0.00	\$4,736.00	\$6,537.87	\$6,497.43	\$151.50	(\$5,706.50)	(\$6,497.43)
Function - 2400 Support Serv.-School Admin.									
600 Supplies & Materials	0.00	0.00	0.00	0.00	70.00	70.00	0.00	-70.00	-70.00
Function - 2400 Support Serv.-School Admin.	\$0.00	\$0.00	\$0.00	\$0.00	\$70.00	\$70.00	\$0.00	(\$70.00)	(\$70.00)
Function - 2500 Support Services--Business									
600 Supplies & Materials	0.00	198.00	198.00	0.00	0.00	0.00	0.00	198.00	198.00
Function - 2500 Support Services--Business	\$0.00	\$198.00	\$198.00	\$0.00	\$0.00	\$0.00	\$0.00	\$198.00	\$198.00
Project - 130 Garfield Allocation	\$24,366.30	\$17,189.76	\$12,908.70	\$19,057.71	\$14,952.82	\$14,857.38	\$5,308.59	\$2,236.94	(\$1,948.68)
Project - 132 Glenwood Allocation									
Function - 1000 INSTRUCTION									
300 Purchased Profess.& Tech.Serv.	0.00	0.00	0.00	0.00	100.00	100.00	0.00	-100.00	-100.00
500 Other Purchased Services	0.00	182.00	182.00	0.00	490.00	490.00	0.00	-308.00	-308.00
600 Supplies & Materials	13,569.41	5,089.29	3,024.57	12,011.63	6,584.00	6,584.00	1,557.78	-1,494.71	-3,559.43
Function - 1000 INSTRUCTION	\$13,569.41	\$5,271.29	\$3,206.57	\$12,011.63	\$7,174.00	\$7,174.00	\$1,557.78	(\$1,902.71)	(\$3,967.43)
Function - 2200 Supp Svc-Instr Stf									
500 Other Purchased Services	0.00	0.00	0.00	0.00	216.75	216.75	0.00	-216.75	-216.75
600 Supplies & Materials	3,417.00	3,091.43	1,132.32	3,428.00	3,370.93	3,370.93	-11.00	-279.50	-2,238.61
800 Other Objects	0.00	190.00	190.00	0.00	0.00	0.00	0.00	190.00	190.00
Function - 2200 Supp Svc-Instr Stf	\$3,417.00	\$3,281.43	\$1,322.32	\$3,428.00	\$3,587.68	\$3,587.68	(\$11.00)	(\$306.25)	(\$2,265.36)
Function - 2500 Support Services--Business									
800 Other Objects	0.00	0.00	0.00	0.00	450.00	450.00	0.00	-450.00	-450.00
Function - 2500 Support Services--Business	\$0.00	\$0.00	\$0.00	\$0.00	\$450.00	\$450.00	\$0.00	(\$450.00)	(\$450.00)
Function - 2600 Operation & Mainten.of Plant									
400 Purchased Property Services	0.00	0.00	0.00	0.00	500.00	500.00	0.00	-500.00	-500.00
600 Supplies & Materials	0.00	710.00	0.00	0.00	0.00	0.00	0.00	710.00	0.00
Function - 2600 Operation & Mainten.of Plant	\$0.00	\$710.00	\$0.00	\$0.00	\$500.00	\$500.00	\$0.00	\$210.00	(\$500.00)
Project - 132 Glenwood Allocation	\$16,986.41	\$9,262.72	\$4,528.89	\$15,439.63	\$11,711.68	\$11,711.68	\$1,546.78	(\$2,448.96)	(\$7,182.79)
Project - 135 Lincoln Allocation									
Function - 1000 INSTRUCTION									
600 Supplies & Materials	8,920.00	3,470.16	1,629.77	9,150.00	3,432.38	3,432.38	-230.00	37.78	-1,802.61

Enid Public Schools Budget Yearly Comparison

Options: Year: 2025-2026, Date Range: 7/1/2025 - 6/30/2026, Classification Bolding: D

Classification	-----2025-2026-----			-----2024-2025-----			-----Difference-----		
	Appr.	Enc.	Paid	Appr.	Enc.	Paid	Appr.	Enc.	Paid
800 Other Objects	0.00	1,540.00	1,540.00	0.00	0.00	0.00	0.00	1,540.00	1,540.00
Function - 1000 INSTRUCTION									
	\$8,920.00	\$5,010.16	\$3,169.77	\$9,150.00	\$3,432.38	\$3,432.38	(\$230.00)	\$1,577.78	(\$262.61)
Function - 2100 Supp Svcs-Students									
600 Supplies & Materials	0.00	3,500.00	1,460.56	0.00	3,259.19	3,259.19	0.00	240.81	-1,798.63
Function - 2100 Supp Svcs-Students									
	\$0.00	\$3,500.00	\$1,460.56	\$0.00	\$3,259.19	\$3,259.19	\$0.00	\$240.81	(\$1,798.63)
Function - 2400 Support Serv.-School Admin.									
600 Supplies & Materials	0.00	0.00	0.00	0.00	357.99	357.99	0.00	-357.99	-357.99
Function - 2400 Support Serv.-School Admin.									
	\$0.00	\$0.00	\$0.00	\$0.00	\$357.99	\$357.99	\$0.00	(\$357.99)	(\$357.99)
Project - 135 Lincoln Allocation									
	\$8,920.00	\$8,510.16	\$4,630.33	\$9,150.00	\$7,049.56	\$7,049.56	(\$230.00)	\$1,460.60	(\$2,419.23)
Project - 137 Hayes Allocation									
Function - 1000 INSTRUCTION									
600 Supplies & Materials	9,052.55	3,135.65	1,840.68	7,086.85	4,208.10	4,208.10	1,965.70	-1,072.45	-2,367.42
800 Other Objects	0.00	0.00	0.00	0.00	360.00	360.00	0.00	-360.00	-360.00
Function - 1000 INSTRUCTION									
	\$9,052.55	\$3,135.65	\$1,840.68	\$7,086.85	\$4,568.10	\$4,568.10	\$1,965.70	(\$1,432.45)	(\$2,727.42)
Function - 2100 Supp Svcs-Students									
500 Other Purchased Services	0.00	600.00	600.00	0.00	0.00	0.00	0.00	600.00	600.00
600 Supplies & Materials	0.00	0.00	0.00	0.00	69.28	69.28	0.00	-69.28	-69.28
Function - 2100 Supp Svcs-Students									
	\$0.00	\$600.00	\$600.00	\$0.00	\$69.28	\$69.28	\$0.00	\$530.72	\$530.72
Function - 2200 Supp Svc-Instr Stf									
600 Supplies & Materials	2,295.00	844.33	802.45	2,220.00	2,199.29	2,199.29	75.00	-1,354.96	-1,396.84
Function - 2200 Supp Svc-Instr Stf									
	\$2,295.00	\$844.33	\$802.45	\$2,220.00	\$2,199.29	\$2,199.29	\$75.00	(\$1,354.96)	(\$1,396.84)
Function - 2400 Support Serv.-School Admin.									
600 Supplies & Materials	0.00	0.00	0.00	0.00	39.52	39.52	0.00	-39.52	-39.52
Function - 2400 Support Serv.-School Admin.									
	\$0.00	\$0.00	\$0.00	\$0.00	\$39.52	\$39.52	\$0.00	(\$39.52)	(\$39.52)
Function - 2600 Operation & Mainten.of Plant									
400 Purchased Property Services	0.00	300.00	0.00	0.00	0.00	0.00	0.00	300.00	0.00
600 Supplies & Materials	0.00	0.00	0.00	0.00	377.40	377.40	0.00	-377.40	-377.40
700 Property	0.00	50.00	50.00	0.00	0.00	0.00	0.00	50.00	50.00
Function - 2600 Operation & Mainten.of Plant									
	\$0.00	\$350.00	\$50.00	\$0.00	\$377.40	\$377.40	\$0.00	(\$27.40)	(\$327.40)
Project - 137 Hayes Allocation									
	\$11,347.55	\$4,929.98	\$3,293.13	\$9,306.85	\$7,253.59	\$7,253.59	\$2,040.70	(\$2,323.61)	(\$3,960.46)

Enid Public Schools Budget Yearly Comparison

Options: Year: 2025-2026, Date Range: 7/1/2025 - 6/30/2026, Classification Bolding: D

Classification	-----2025-2026-----			-----2024-2025-----			-----Difference-----		
	Appr.	Enc.	Paid	Appr.	Enc.	Paid	Appr.	Enc.	Paid
Project - 140 Hoover Allocation									
Function - 1000 INSTRUCTION									
300 Purchased Profess.& Tech.Serv.	0.00	0.00	0.00	0.00	100.00	100.00	0.00	-100.00	-100.00
600 Supplies & Materials	10,121.15	2,703.35	2,617.26	10,293.83	5,381.92	5,381.92	-172.68	-2,678.57	-2,764.66
800 Other Objects	0.00	0.00	0.00	0.00	360.00	360.00	0.00	-360.00	-360.00
Function - 1000 INSTRUCTION	\$10,121.15	\$2,703.35	\$2,617.26	\$10,293.83	\$5,841.92	\$5,841.92	(\$172.68)	(\$3,138.57)	(\$3,224.66)
Function - 2100 Supp Svcs-Students									
600 Supplies & Materials	0.00	0.00	0.00	0.00	13.50	13.50	0.00	-13.50	-13.50
Function - 2100 Supp Svcs-Students	\$0.00	\$0.00	\$0.00	\$0.00	\$13.50	\$13.50	\$0.00	(\$13.50)	(\$13.50)
Function - 2200 Supp Svc-Instr Stf									
500 Other Purchased Services	0.00	175.00	0.00	0.00	0.00	0.00	0.00	175.00	0.00
600 Supplies & Materials	2,299.25	1,872.20	1,742.70	2,300.00	2,301.44	2,301.44	-0.75	-429.24	-558.74
800 Other Objects	0.00	0.00	0.00	0.00	140.00	140.00	0.00	-140.00	-140.00
Function - 2200 Supp Svc-Instr Stf	\$2,299.25	\$2,047.20	\$1,742.70	\$2,300.00	\$2,441.44	\$2,441.44	(\$0.75)	(\$394.24)	(\$698.74)
Project - 140 Hoover Allocation	\$12,420.40	\$4,750.55	\$4,359.96	\$12,593.83	\$8,296.86	\$8,296.86	(\$173.43)	(\$3,546.31)	(\$3,936.90)
Project - 150 Kennedy Center Arts Grant									
Function - 1000 INSTRUCTION									
600 Supplies & Materials	22,876.00	9,170.95	2,343.71	5,000.00	2,878.20	2,878.20	17,876.00	6,292.75	-534.49
Function - 1000 INSTRUCTION	\$22,876.00	\$9,170.95	\$2,343.71	\$5,000.00	\$2,878.20	\$2,878.20	\$17,876.00	\$6,292.75	(\$534.49)
Function - 2200 Supp Svc-Instr Stf									
100 Personnel Services-Salaries	0.00	870.00	870.00	0.00	0.00	0.00	0.00	870.00	870.00
200 Personnel Serv.-Employee Benef.	0.00	153.50	153.50	0.00	0.00	0.00	0.00	153.50	153.50
Function - 2200 Supp Svc-Instr Stf	\$0.00	\$1,023.50	\$1,023.50	\$0.00	\$0.00	\$0.00	\$0.00	\$1,023.50	\$1,023.50
Function - 2500 Support Services--Business									
100 Personnel Services-Salaries	0.00	30.00	30.00	0.00	0.00	0.00	0.00	30.00	30.00
200 Personnel Serv.-Employee Benef.	0.00	5.34	5.34	0.00	0.00	0.00	0.00	5.34	5.34
Function - 2500 Support Services--Business	\$0.00	\$35.34	\$35.34	\$0.00	\$0.00	\$0.00	\$0.00	\$35.34	\$35.34
Project - 150 Kennedy Center Arts Grant	\$22,876.00	\$10,229.79	\$3,402.55	\$5,000.00	\$2,878.20	\$2,878.20	\$17,876.00	\$7,351.59	\$524.35
Project - 160 McKinley Allocation									
Function - 1000 INSTRUCTION									
600 Supplies & Materials	8,915.05	2,352.60	1,485.83	8,242.83	1,605.40	1,605.40	672.22	747.20	-119.57
800 Other Objects	0.00	0.00	0.00	0.00	140.00	140.00	0.00	-140.00	-140.00

Enid Public Schools Budget Yearly Comparison

Options: Year: 2025-2026, Date Range: 7/1/2025 - 6/30/2026, Classification Bolding: D

Classification	-----2025-2026-----			-----2024-2025-----			-----Difference-----		
	Appr.	Enc.	Paid	Appr.	Enc.	Paid	Appr.	Enc.	Paid
Function - 1000 INSTRUCTION	\$8,915.05	\$2,352.60	\$1,485.83	\$8,242.83	\$1,745.40	\$1,745.40	\$672.22	\$607.20	(\$259.57)
Function - 2100 Supp Svcs-Students									
600 Supplies & Materials	0.00	449.83	219.83	0.00	500.00	500.00	0.00	-50.17	-280.17
Function - 2100 Supp Svcs-Students	\$0.00	\$449.83	\$219.83	\$0.00	\$500.00	\$500.00	\$0.00	(\$50.17)	(\$280.17)
Function - 2200 Supp Svc-Instr Stf									
500 Other Purchased Services	0.00	0.00	0.00	0.00	291.30	291.30	0.00	-291.30	-291.30
600 Supplies & Materials	1,912.50	356.42	356.42	1,968.00	2,100.97	2,100.97	-55.50	-1,744.55	-1,744.55
800 Other Objects	0.00	69.00	0.00	0.00	100.00	100.00	0.00	-31.00	-100.00
Function - 2200 Supp Svc-Instr Stf	\$1,912.50	\$425.42	\$356.42	\$1,968.00	\$2,492.27	\$2,492.27	(\$55.50)	(\$2,066.85)	(\$2,135.85)
Function - 2400 Support Serv.-School Admin.									
600 Supplies & Materials	0.00	0.00	0.00	0.00	205.69	205.69	0.00	-205.69	-205.69
Function - 2400 Support Serv.-School Admin.	\$0.00	\$0.00	\$0.00	\$0.00	\$205.69	\$205.69	\$0.00	(\$205.69)	(\$205.69)
Function - 2600 Operation & Mainten.of Plant									
600 Supplies & Materials	0.00	0.00	0.00	0.00	823.32	823.32	0.00	-823.32	-823.32
Function - 2600 Operation & Mainten.of Plant	\$0.00	\$0.00	\$0.00	\$0.00	\$823.32	\$823.32	\$0.00	(\$823.32)	(\$823.32)
Function - 3100 Child Nutrition Programs Oper.									
600 Supplies & Materials	0.00	0.00	0.00	0.00	168.87	168.87	0.00	-168.87	-168.87
Function - 3100 Child Nutrition Programs Oper.	\$0.00	\$0.00	\$0.00	\$0.00	\$168.87	\$168.87	\$0.00	(\$168.87)	(\$168.87)
Project - 160 McKinley Allocation	\$10,827.55	\$3,227.85	\$2,062.08	\$10,210.83	\$5,935.55	\$5,935.55	\$616.72	(\$2,707.70)	(\$3,873.47)
Project - 165 Monroe Allocation									
Function - 1000 INSTRUCTION									
400 Purchased Property Services	0.00	500.00	0.00	0.00	0.00	0.00	0.00	500.00	0.00
600 Supplies & Materials	8,777.64	415.88	247.00	10,303.80	493.00	493.00	-1,526.16	-77.12	-246.00
700 Property	0.00	0.00	0.00	0.00	6,440.00	6,440.00	0.00	-6,440.00	-6,440.00
800 Other Objects	0.00	0.00	0.00	0.00	180.00	180.00	0.00	-180.00	-180.00
Function - 1000 INSTRUCTION	\$8,777.64	\$915.88	\$247.00	\$10,303.80	\$7,113.00	\$7,113.00	(\$1,526.16)	(\$6,197.12)	(\$6,866.00)
Function - 2100 Supp Svcs-Students									
500 Other Purchased Services	0.00	0.00	0.00	0.00	144.47	144.47	0.00	-144.47	-144.47
600 Supplies & Materials	0.00	150.00	0.00	0.00	249.00	249.00	0.00	-99.00	-249.00
Function - 2100 Supp Svcs-Students	\$0.00	\$150.00	\$0.00	\$0.00	\$393.47	\$393.47	\$0.00	(\$243.47)	(\$393.47)
Function - 2200 Supp Svc-Instr Stf									
500 Other Purchased Services	0.00	700.00	0.00	0.00	469.81	141.76	0.00	230.19	-141.76

Enid Public Schools Budget Yearly Comparison

Options: Year: 2025-2026, Date Range: 7/1/2025 - 6/30/2026, Classification Bolding: D

Classification	-----2025-2026-----			-----2024-2025-----			-----Difference-----		
	Appr.	Enc.	Paid	Appr.	Enc.	Paid	Appr.	Enc.	Paid
600 Supplies & Materials	2,460.75	0.00	0.00	2,276.00	2,238.38	2,238.38	184.75	-2,238.38	-2,238.38
800 Other Objects	0.00	634.00	634.00	0.00	545.00	545.00	0.00	89.00	89.00
Function - 2200 Supp Svc-Instr Stf	\$2,460.75	\$1,334.00	\$634.00	\$2,276.00	\$3,253.19	\$2,925.14	\$184.75	(\$1,919.19)	(\$2,291.14)
Function - 2500 Support Services--Business									
500 Other Purchased Services	0.00	0.00	0.00	0.00	198.61	70.65	0.00	-198.61	-70.65
800 Other Objects	0.00	550.00	550.00	0.00	0.00	0.00	0.00	550.00	550.00
Function - 2500 Support Services--Business	\$0.00	\$550.00	\$550.00	\$0.00	\$198.61	\$70.65	\$0.00	\$351.39	\$479.35
Project - 165 Monroe Allocation	\$11,238.39	\$2,949.88	\$1,431.00	\$12,579.80	\$10,958.27	\$10,502.26	(\$1,341.41)	(\$8,008.39)	(\$9,071.26)
Project - 170 Prairie View Allocation									
Function - 1000 INSTRUCTION									
500 Other Purchased Services	0.00	0.00	0.00	0.00	720.00	720.00	0.00	-720.00	-720.00
600 Supplies & Materials	15,832.57	8,781.78	3,704.28	14,338.58	6,665.87	6,665.87	1,493.99	2,115.91	-2,961.59
Function - 1000 INSTRUCTION	\$15,832.57	\$8,781.78	\$3,704.28	\$14,338.58	\$7,385.87	\$7,385.87	\$1,493.99	\$1,395.91	(\$3,681.59)
Function - 2200 Supp Svc-Instr Stf									
600 Supplies & Materials	3,769.75	371.64	174.96	3,512.00	3,485.79	3,485.79	257.75	-3,114.15	-3,310.83
800 Other Objects	0.00	0.00	0.00	0.00	260.00	260.00	0.00	-260.00	-260.00
Function - 2200 Supp Svc-Instr Stf	\$3,769.75	\$371.64	\$174.96	\$3,512.00	\$3,745.79	\$3,745.79	\$257.75	(\$3,374.15)	(\$3,570.83)
Function - 2400 Support Serv.-School Admin.									
600 Supplies & Materials	0.00	0.00	0.00	0.00	94.98	94.98	0.00	-94.98	-94.98
Function - 2400 Support Serv.-School Admin.	\$0.00	\$0.00	\$0.00	\$0.00	\$94.98	\$94.98	\$0.00	(\$94.98)	(\$94.98)
Function - 2500 Support Services--Business									
800 Other Objects	0.00	0.00	0.00	0.00	75.00	75.00	0.00	-75.00	-75.00
Function - 2500 Support Services--Business	\$0.00	\$0.00	\$0.00	\$0.00	\$75.00	\$75.00	\$0.00	(\$75.00)	(\$75.00)
Function - 2600 Operation & Mainten.of Plant									
600 Supplies & Materials	0.00	200.00	0.00	0.00	0.00	0.00	0.00	200.00	0.00
Function - 2600 Operation & Mainten.of Plant	\$0.00	\$200.00	\$0.00	\$0.00	\$0.00	\$0.00	\$0.00	\$200.00	\$0.00
Project - 170 Prairie View Allocation	\$19,602.32	\$9,353.42	\$3,879.24	\$17,850.58	\$11,301.64	\$11,301.64	\$1,751.74	(\$1,948.22)	(\$7,422.40)
Project - 175 Taft Allocation									
Function - 1000 INSTRUCTION									
600 Supplies & Materials	7,371.00	5,022.37	2,321.50	8,379.12	7,893.90	7,443.90	-1,008.12	-2,871.53	-5,122.40

Enid Public Schools Budget Yearly Comparison

Options: Year: 2025-2026, Date Range: 7/1/2025 - 6/30/2026, Classification Bolding: D

Classification	-----2025-2026-----			-----2024-2025-----			-----Difference-----		
	Appr.	Enc.	Paid	Appr.	Enc.	Paid	Appr.	Enc.	Paid
Function - 1000 INSTRUCTION	\$7,371.00	\$5,022.37	\$2,321.50	\$8,379.12	\$7,893.90	\$7,443.90	(\$1,008.12)	(\$2,871.53)	(\$5,122.40)
Function - 2100 Supp Svcs-Students									
600 Supplies & Materials	0.00	0.00	0.00	0.00	14.99	14.99	0.00	-14.99	-14.99
Function - 2100 Supp Svcs-Students	\$0.00	\$0.00	\$0.00	\$0.00	\$14.99	\$14.99	\$0.00	(\$14.99)	(\$14.99)
Function - 2200 Supp Svc-Instr Stf									
600 Supplies & Materials	2,409.75	839.45	839.45	2,408.00	2,034.53	2,034.53	1.75	-1,195.08	-1,195.08
800 Other Objects	0.00	120.00	120.00	0.00	0.00	0.00	0.00	120.00	120.00
Function - 2200 Supp Svc-Instr Stf	\$2,409.75	\$959.45	\$959.45	\$2,408.00	\$2,034.53	\$2,034.53	\$1.75	(\$1,075.08)	(\$1,075.08)
Project - 175 Taft Allocation									
	\$9,780.75	\$5,981.82	\$3,280.95	\$10,787.12	\$9,943.42	\$9,493.42	(\$1,006.37)	(\$3,961.60)	(\$6,212.47)
Project - 177 EPS/EHS Vision									
Function - 1000 INSTRUCTION									
600 Supplies & Materials	3,000.00	0.00	0.00	3,000.00	0.00	0.00	0.00	0.00	0.00
Function - 1000 INSTRUCTION	\$3,000.00	\$0.00	\$0.00	\$3,000.00	\$0.00	\$0.00	\$0.00	\$0.00	\$0.00
Function - 2700 Student Transportation Serv.									
500 Other Purchased Services	1,000.00	1,000.00	260.83	1,000.00	369.62	369.62	0.00	630.38	-108.79
Function - 2700 Student Transportation Serv.	\$1,000.00	\$1,000.00	\$260.83	\$1,000.00	\$369.62	\$369.62	\$0.00	\$630.38	(\$108.79)
Project - 177 EPS/EHS Vision	\$4,000.00	\$1,000.00	\$260.83	\$4,000.00	\$369.62	\$369.62	\$0.00	\$630.38	(\$108.79)
Project - 180 Emerson Allocation									
Function - 1000 INSTRUCTION									
300 Purchased Profess.& Tech.Serv.	0.00	0.00	0.00	0.00	200.00	200.00	0.00	-200.00	-200.00
600 Supplies & Materials	13,901.42	5,537.93	4,076.60	14,493.72	5,688.90	5,688.90	-592.30	-150.97	-1,612.30
Function - 1000 INSTRUCTION	\$13,901.42	\$5,537.93	\$4,076.60	\$14,493.72	\$5,888.90	\$5,888.90	(\$592.30)	(\$350.97)	(\$1,812.30)
Function - 2100 Supp Svcs-Students									
600 Supplies & Materials	0.00	0.00	0.00	0.00	2,120.96	2,120.96	0.00	-2,120.96	-2,120.96
Function - 2100 Supp Svcs-Students	\$0.00	\$0.00	\$0.00	\$0.00	\$2,120.96	\$2,120.96	\$0.00	(\$2,120.96)	(\$2,120.96)
Function - 2200 Supp Svc-Instr Stf									
600 Supplies & Materials	3,021.75	3,021.75	1,403.75	3,116.00	3,114.19	3,114.19	-94.25	-92.44	-1,710.44
Function - 2200 Supp Svc-Instr Stf	\$3,021.75	\$3,021.75	\$1,403.75	\$3,116.00	\$3,114.19	\$3,114.19	(\$94.25)	(\$92.44)	(\$1,710.44)
Function - 2400 Support Serv.-School Admin.									
600 Supplies & Materials	0.00	1,534.99	534.99	0.00	758.72	758.72	0.00	776.27	-223.73

Enid Public Schools Budget Yearly Comparison

Options: Year: 2025-2026, Date Range: 7/1/2025 - 6/30/2026, Classification Bolding: D

Classification	-----2025-2026-----			-----2024-2025-----			-----Difference-----		
	Appr.	Enc.	Paid	Appr.	Enc.	Paid	Appr.	Enc.	Paid
Function - 2400 Support Serv.-School Admin.	\$0.00	\$1,534.99	\$534.99	\$0.00	\$758.72	\$758.72	\$0.00	\$776.27	(\$223.73)
Function - 2600 Operation & Mainten.of Plant									
400 Purchased Property Services	0.00	116.47	116.47	0.00	111.47	111.47	0.00	5.00	5.00
Function - 2600 Operation & Mainten.of Plant	\$0.00	\$116.47	\$116.47	\$0.00	\$111.47	\$111.47	\$0.00	\$5.00	\$5.00
Function - 5200 FUND TRANSFERS/REIMBURSEMENTS									
900 Other Uses of Funds	0.00	1,020.00	0.00	0.00	1,140.00	1,140.00	0.00	-120.00	-1,140.00
Function - 5200 FUND TRANSFERS/REIMBURSEMENTS	\$0.00	\$1,020.00	\$0.00	\$0.00	\$1,140.00	\$1,140.00	\$0.00	(\$120.00)	(\$1,140.00)
Project - 180 Emerson Allocation	\$16,923.17	\$11,231.14	\$6,131.81	\$17,609.72	\$13,134.24	\$13,134.24	(\$686.55)	(\$1,903.10)	(\$7,002.43)
Project - 181 Longfellow Allocation									
Function - 1000 INSTRUCTION									
300 Purchased Profess.& Tech.Serv.	0.00	0.00	0.00	0.00	100.00	100.00	0.00	-100.00	-100.00
600 Supplies & Materials	19,051.53	9,118.54	7,185.01	21,466.10	13,338.12	13,338.12	-2,414.57	-4,219.58	-6,153.11
800 Other Objects	0.00	0.00	0.00	0.00	253.00	253.00	0.00	-253.00	-253.00
Function - 1000 INSTRUCTION	\$19,051.53	\$9,118.54	\$7,185.01	\$21,466.10	\$13,691.12	\$13,691.12	(\$2,414.57)	(\$4,572.58)	(\$6,506.11)
Function - 2200 Supp Svc-Instr Stf									
500 Other Purchased Services	0.00	0.00	0.00	0.00	60.46	60.46	0.00	-60.46	-60.46
600 Supplies & Materials	4,398.75	4,398.12	3,877.80	4,280.00	3,882.01	3,882.01	118.75	516.11	-4.21
800 Other Objects	0.00	373.07	373.07	0.00	327.25	327.25	0.00	45.82	45.82
Function - 2200 Supp Svc-Instr Stf	\$4,398.75	\$4,771.19	\$4,250.87	\$4,280.00	\$4,269.72	\$4,269.72	\$118.75	\$501.47	(\$18.85)
Function - 2400 Support Serv.-School Admin.									
600 Supplies & Materials	0.00	0.00	0.00	0.00	19.62	19.62	0.00	-19.62	-19.62
Function - 2400 Support Serv.-School Admin.	\$0.00	\$0.00	\$0.00	\$0.00	\$19.62	\$19.62	\$0.00	(\$19.62)	(\$19.62)
Function - 2500 Support Services--Business									
500 Other Purchased Services	0.00	0.00	0.00	0.00	35.88	35.88	0.00	-35.88	-35.88
Function - 2500 Support Services--Business	\$0.00	\$0.00	\$0.00	\$0.00	\$35.88	\$35.88	\$0.00	(\$35.88)	(\$35.88)
Function - 2600 Operation & Mainten.of Plant									
400 Purchased Property Services	0.00	101.47	101.47	0.00	108.99	108.99	0.00	-7.52	-7.52
600 Supplies & Materials	0.00	218.95	218.95	0.00	622.50	622.50	0.00	-403.55	-403.55
Function - 2600 Operation & Mainten.of Plant	\$0.00	\$320.42	\$320.42	\$0.00	\$731.49	\$731.49	\$0.00	(\$411.07)	(\$411.07)
Function - 5200 FUND TRANSFERS/REIMBURSEMENTS									
900 Other Uses of Funds	1,360.00	0.00	0.00	0.00	2,366.00	2,366.00	1,360.00	-2,366.00	-2,366.00

Enid Public Schools Budget Yearly Comparison

Options: Year: 2025-2026, Date Range: 7/1/2025 - 6/30/2026, Classification Bolding: D

Classification	-----2025-2026-----			-----2024-2025-----			-----Difference-----		
	Appr.	Enc.	Paid	Appr.	Enc.	Paid	Appr.	Enc.	Paid
Function - 5200 FUND TRANSFERS/REIMBURSEMENTS									
	\$1,360.00	\$0.00	\$0.00	\$0.00	\$2,366.00	\$2,366.00	\$1,360.00	(\$2,366.00)	(\$2,366.00)
Project - 181 Longfellow Allocation									
	\$24,810.28	\$14,210.15	\$11,756.30	\$25,746.10	\$21,113.83	\$21,113.83	(\$935.82)	(\$6,903.68)	(\$9,357.53)
Project - 182 Waller Allocation									
Function - 1000 INSTRUCTION									
300 Purchased Profess.& Tech.Serv.	0.00	0.00	0.00	0.00	100.00	100.00	0.00	-100.00	-100.00
400 Purchased Property Services	0.00	200.00	18.99	0.00	0.00	0.00	0.00	200.00	18.99
500 Other Purchased Services	0.00	0.00	0.00	0.00	105.00	105.00	0.00	-105.00	-105.00
600 Supplies & Materials	27,438.83	13,255.98	8,737.15	25,677.77	9,956.43	9,926.65	1,761.06	3,299.55	-1,189.50
800 Other Objects	0.00	798.39	666.00	0.00	0.00	0.00	0.00	798.39	666.00
Function - 1000 INSTRUCTION									
	\$27,438.83	\$14,254.37	\$9,422.14	\$25,677.77	\$10,161.43	\$10,131.65	\$1,761.06	\$4,092.94	(\$709.51)
Function - 2100 Supp Svcs-Students									
600 Supplies & Materials	0.00	2,084.50	1,272.01	0.00	1,267.18	1,103.75	0.00	817.32	168.26
Function - 2100 Supp Svcs-Students									
	\$0.00	\$2,084.50	\$1,272.01	\$0.00	\$1,267.18	\$1,103.75	\$0.00	\$817.32	\$168.26
Function - 2200 Supp Svc-Instr Stf									
600 Supplies & Materials	6,209.25	6,209.25	3,366.06	5,904.00	5,369.44	5,369.44	305.25	839.81	-2,003.38
800 Other Objects	0.00	0.00	0.00	0.00	784.00	784.00	0.00	-784.00	-784.00
Function - 2200 Supp Svc-Instr Stf									
	\$6,209.25	\$6,209.25	\$3,366.06	\$5,904.00	\$6,153.44	\$6,153.44	\$305.25	\$55.81	(\$2,787.38)
Function - 2400 Support Serv.-School Admin.									
600 Supplies & Materials	0.00	400.00	400.00	0.00	624.11	624.11	0.00	-224.11	-224.11
Function - 2400 Support Serv.-School Admin.									
	\$0.00	\$400.00	\$400.00	\$0.00	\$624.11	\$624.11	\$0.00	(\$224.11)	(\$224.11)
Function - 2500 Support Services--Business									
600 Supplies & Materials	0.00	301.00	301.00	0.00	0.00	0.00	0.00	301.00	301.00
Function - 2500 Support Services--Business									
	\$0.00	\$301.00	\$301.00	\$0.00	\$0.00	\$0.00	\$0.00	\$301.00	\$301.00
Function - 2600 Operation & Mainten.of Plant									
400 Purchased Property Services	0.00	0.00	0.00	0.00	18.44	18.44	0.00	-18.44	-18.44
600 Supplies & Materials	0.00	200.00	0.00	0.00	0.00	0.00	0.00	200.00	0.00
Function - 2600 Operation & Mainten.of Plant									
	\$0.00	\$200.00	\$0.00	\$0.00	\$18.44	\$18.44	\$0.00	\$181.56	(\$18.44)
Function - 5200 FUND TRANSFERS/REIMBURSEMENTS									
900 Other Uses of Funds	0.00	0.00	0.00	0.00	200.00	200.00	0.00	-200.00	-200.00
Function - 5200 FUND TRANSFERS/REIMBURSEMENTS									
	\$0.00	\$0.00	\$0.00	\$0.00	\$200.00	\$200.00	\$0.00	(\$200.00)	(\$200.00)

Enid Public Schools Budget Yearly Comparison

Options: Year: 2025-2026, Date Range: 7/1/2025 - 6/30/2026, Classification Bolding: D

Classification	-----2025-2026-----			-----2024-2025-----			-----Difference-----		
	Appr.	Enc.	Paid	Appr.	Enc.	Paid	Appr.	Enc.	Paid
Project - 182 Waller Allocation	\$33,648.08	\$23,449.12	\$14,761.21	\$31,581.77	\$18,424.60	\$18,231.39	\$2,066.31	\$5,024.52	(\$3,470.18)
Project - 183 Sec Schl Instrument Allocation									
Function - 1000 INSTRUCTION									
100 Personnel Services-Salaries	32,000.00	13,000.00	2,000.00	30,000.00	23,500.00	23,500.00	2,000.00	-10,500.00	-21,500.00
200 Personnel Serv.-Employee Benef.	0.00	994.50	153.00	0.00	1,891.00	1,891.00	0.00	-896.50	-1,738.00
300 Purchased Profess.& Tech.Serv.	0.00	0.00	0.00	0.00	18,354.40	18,354.40	0.00	-18,354.40	-18,354.40
600 Supplies & Materials	94,000.00	18,073.99	14,513.12	88,000.00	45,809.63	45,809.63	6,000.00	-27,735.64	-31,296.51
800 Other Objects	0.00	1,240.00	750.00	0.00	8,280.00	8,280.00	0.00	-7,040.00	-7,530.00
Function - 1000 INSTRUCTION	\$126,000.00	\$33,308.49	\$17,416.12	\$118,000.00	\$97,835.03	\$97,835.03	\$8,000.00	(\$64,526.54)	(\$80,418.91)
Function - 2100 Supp Svcs-Students									
400 Purchased Property Services	0.00	4,000.00	1,449.38	0.00	2,013.38	2,013.38	0.00	1,986.62	-564.00
600 Supplies & Materials	0.00	209.96	0.00	0.00	379.95	379.95	0.00	-169.99	-379.95
Function - 2100 Supp Svcs-Students	\$0.00	\$4,209.96	\$1,449.38	\$0.00	\$2,393.33	\$2,393.33	\$0.00	\$1,816.63	(\$943.95)
Function - 2200 Supp Svc-Instr Stf									
500 Other Purchased Services	0.00	0.00	0.00	0.00	81.33	81.33	0.00	-81.33	-81.33
Function - 2200 Supp Svc-Instr Stf	\$0.00	\$0.00	\$0.00	\$0.00	\$81.33	\$81.33	\$0.00	(\$81.33)	(\$81.33)
Function - 2500 Support Services--Business									
500 Other Purchased Services	0.00	2,560.00	0.00	0.00	719.06	719.06	0.00	1,840.94	-719.06
800 Other Objects	0.00	920.00	0.00	0.00	260.00	260.00	0.00	660.00	-260.00
Function - 2500 Support Services--Business	\$0.00	\$3,480.00	\$0.00	\$0.00	\$979.06	\$979.06	\$0.00	\$2,500.94	(\$979.06)
Function - 2600 Operation & Mainten.of Plant									
400 Purchased Property Services	0.00	0.00	0.00	0.00	7,454.76	7,454.76	0.00	-7,454.76	-7,454.76
600 Supplies & Materials	0.00	8,759.58	4,359.74	0.00	2,489.59	2,489.59	0.00	6,269.99	1,870.15
Function - 2600 Operation & Mainten.of Plant	\$0.00	\$8,759.58	\$4,359.74	\$0.00	\$9,944.35	\$9,944.35	\$0.00	(\$1,184.77)	(\$5,584.61)
Function - 2700 Student Transportation Serv.									
500 Other Purchased Services	7,000.00	7,000.00	2,002.32	7,094.00	4,412.53	4,412.53	-94.00	2,587.47	-2,410.21
Function - 2700 Student Transportation Serv.	\$7,000.00	\$7,000.00	\$2,002.32	\$7,094.00	\$4,412.53	\$4,412.53	(\$94.00)	\$2,587.47	(\$2,410.21)
Project - 183 Sec Schl Instrument Allocation	\$133,000.00	\$56,758.03	\$25,227.56	\$125,094.00	\$115,645.63	\$115,645.63	\$7,906.00	(\$58,887.60)	(\$90,418.07)
Project - 184 Elem. School Music Allocation									
Function - 1000 INSTRUCTION									
600 Supplies & Materials	6,600.00	1,155.00	1,155.00	0.00	0.00	0.00	6,600.00	1,155.00	1,155.00
800 Other Objects	1,100.00	3,960.00	0.00	0.00	0.00	0.00	1,100.00	3,960.00	0.00

Enid Public Schools Budget Yearly Comparison

Options: Year: 2025-2026, Date Range: 7/1/2025 - 6/30/2026, Classification Bolding: D

Classification	-----2025-2026-----			-----2024-2025-----			-----Difference-----		
	Appr.	Enc.	Paid	Appr.	Enc.	Paid	Appr.	Enc.	Paid
Function - 1000 INSTRUCTION	\$7,700.00	\$5,115.00	\$1,155.00	\$0.00	\$0.00	\$0.00	\$7,700.00	\$5,115.00	\$1,155.00
Function - 2200 Supp Svc-Instr Stf									
800 Other Objects	0.00	1,595.00	1,595.00	0.00	0.00	0.00	0.00	1,595.00	1,595.00
Function - 2200 Supp Svc-Instr Stf	\$0.00	\$1,595.00	\$1,595.00	\$0.00	\$0.00	\$0.00	\$0.00	\$1,595.00	\$1,595.00
Project - 184 Elem. School Music Allocation	\$7,700.00	\$6,710.00	\$2,750.00	\$0.00	\$0.00	\$0.00	\$7,700.00	\$6,710.00	\$2,750.00
Project - 185 Enid High Alloction									
Function - 1000 INSTRUCTION									
300 Purchased Profess.& Tech.Serv.	0.00	400.00	0.00	0.00	200.00	200.00	0.00	200.00	-200.00
600 Supplies & Materials	74,516.45	15,107.25	10,714.50	73,938.86	27,364.92	27,364.92	577.59	-12,257.67	-16,650.42
800 Other Objects	0.00	315.00	170.00	0.00	750.00	750.00	0.00	-435.00	-580.00
Function - 1000 INSTRUCTION	\$74,516.45	\$15,822.25	\$10,884.50	\$73,938.86	\$28,314.92	\$28,314.92	\$577.59	(\$12,492.67)	(\$17,430.42)
Function - 2100 Supp Svcs-Students									
100 Personnel Services-Salaries	0.00	0.00	0.00	0.00	105.00	105.00	0.00	-105.00	-105.00
200 Personnel Serv.-Employee Benef.	0.00	0.00	0.00	0.00	26.06	26.06	0.00	-26.06	-26.06
400 Purchased Property Services	0.00	0.00	0.00	0.00	340.00	340.00	0.00	-340.00	-340.00
500 Other Purchased Services	0.00	3,027.00	1,979.00	0.00	704.00	704.00	0.00	2,323.00	1,275.00
600 Supplies & Materials	0.00	7,101.51	517.16	0.00	8,632.55	8,632.55	0.00	-1,531.04	-8,115.39
Function - 2100 Supp Svcs-Students	\$0.00	\$10,128.51	\$2,496.16	\$0.00	\$9,807.61	\$9,807.61	\$0.00	\$320.90	(\$7,311.45)
Function - 2200 Supp Svc-Instr Stf									
500 Other Purchased Services	0.00	225.00	0.00	0.00	4,493.43	0.00	0.00	-4,268.43	0.00
600 Supplies & Materials	18,122.00	18,846.19	2,350.10	17,676.00	17,144.19	17,144.19	446.00	1,702.00	-14,794.09
800 Other Objects	0.00	597.00	597.00	0.00	2,642.00	2,442.00	0.00	-2,045.00	-1,845.00
Function - 2200 Supp Svc-Instr Stf	\$18,122.00	\$19,668.19	\$2,947.10	\$17,676.00	\$24,279.62	\$19,586.19	\$446.00	(\$4,611.43)	(\$16,639.09)
Function - 2400 Support Serv.-School Admin.									
400 Purchased Property Services	0.00	3,500.00	0.00	0.00	0.00	0.00	0.00	3,500.00	0.00
600 Supplies & Materials	0.00	500.00	0.00	0.00	0.00	0.00	0.00	500.00	0.00
800 Other Objects	0.00	0.00	0.00	0.00	250.00	250.00	0.00	-250.00	-250.00
Function - 2400 Support Serv.-School Admin.	\$0.00	\$4,000.00	\$0.00	\$0.00	\$250.00	\$250.00	\$0.00	\$3,750.00	(\$250.00)
Function - 2500 Support Services--Business									
500 Other Purchased Services	0.00	1,700.00	0.00	0.00	717.95	717.95	0.00	982.05	-717.95
600 Supplies & Materials	0.00	4,592.24	2,685.54	0.00	5,920.02	5,920.02	0.00	-1,327.78	-3,234.48
800 Other Objects	0.00	85.00	60.00	0.00	2,025.00	2,025.00	0.00	-1,940.00	-1,965.00
Function - 2500 Support Services--Business	\$0.00	\$6,377.24	\$2,745.54	\$0.00	\$8,662.97	\$8,662.97	\$0.00	(\$2,285.73)	(\$5,917.43)

Enid Public Schools Budget Yearly Comparison

Options: Year: 2025-2026, Date Range: 7/1/2025 - 6/30/2026, Classification Bolding: D

Classification	-----2025-2026-----			-----2024-2025-----			-----Difference-----		
	Appr.	Enc.	Paid	Appr.	Enc.	Paid	Appr.	Enc.	Paid
Function - 2600 Operation & Mainten.of Plant									
600 Supplies & Materials	0.00	855.92	344.27	0.00	892.67	892.67	0.00	-36.75	-548.40
Function - 2600 Operation & Mainten.of Plant	\$0.00	\$855.92	\$344.27	\$0.00	\$892.67	\$892.67	\$0.00	(\$36.75)	(\$548.40)
Function - 2700 Student Transportation Serv.									
500 Other Purchased Services	0.00	0.00	0.00	0.00	505.95	505.95	0.00	-505.95	-505.95
Function - 2700 Student Transportation Serv.	\$0.00	\$0.00	\$0.00	\$0.00	\$505.95	\$505.95	\$0.00	(\$505.95)	(\$505.95)
Function - 5200 FUND TRANSFERS/REIMBURSEMENTS									
900 Other Uses of Funds	0.00	0.00	0.00	0.00	423.00	423.00	0.00	-423.00	-423.00
Function - 5200 FUND TRANSFERS/REIMBURSEMENTS	\$0.00	\$0.00	\$0.00	\$0.00	\$423.00	\$423.00	\$0.00	(\$423.00)	(\$423.00)
Project - 185 Enid High Alloction	\$92,638.45	\$56,852.11	\$19,417.57	\$91,614.86	\$73,136.74	\$68,443.31	\$1,023.59	(\$16,284.63)	(\$49,025.74)
Project - 186 EHS Detention Supervision									
Function - 1000 INSTRUCTION									
100 Personnel Services-Salaries	11,500.00	905.00	905.00	11,500.00	6,710.00	6,710.00	0.00	-5,805.00	-5,805.00
200 Personnel Serv.-Employee Benef.	0.00	161.28	161.28	0.00	1,214.81	1,214.81	0.00	-1,053.53	-1,053.53
Function - 1000 INSTRUCTION	\$11,500.00	\$1,066.28	\$1,066.28	\$11,500.00	\$7,924.81	\$7,924.81	\$0.00	(\$6,858.53)	(\$6,858.53)
Project - 186 EHS Detention Supervision	\$11,500.00	\$1,066.28	\$1,066.28	\$11,500.00	\$7,924.81	\$7,924.81	\$0.00	(\$6,858.53)	(\$6,858.53)
Project - 187 EEA Substitute Teacher									
Function - 1000 INSTRUCTION									
100 Personnel Services-Salaries	32,000.00	1,733.79	1,733.79	45,000.00	28,364.33	28,364.33	-13,000.00	-26,630.54	-26,630.54
200 Personnel Serv.-Employee Benef.	6,600.00	298.38	298.38	10,000.00	4,701.98	4,701.98	-3,400.00	-4,403.60	-4,403.60
Function - 1000 INSTRUCTION	\$38,600.00	\$2,032.17	\$2,032.17	\$55,000.00	\$33,066.31	\$33,066.31	(\$16,400.00)	(\$31,034.14)	(\$31,034.14)
Function - 2100 Supp Svcs-Students									
100 Personnel Services-Salaries	0.00	0.00	0.00	0.00	168.50	168.50	0.00	-168.50	-168.50
200 Personnel Serv.-Employee Benef.	0.00	0.00	0.00	0.00	18.07	18.07	0.00	-18.07	-18.07
Function - 2100 Supp Svcs-Students	\$0.00	\$0.00	\$0.00	\$0.00	\$186.57	\$186.57	\$0.00	(\$186.57)	(\$186.57)
Function - 2200 Supp Svc-Instr Stf									
100 Personnel Services-Salaries	0.00	45.00	45.00	0.00	104.25	104.25	0.00	-59.25	-59.25
200 Personnel Serv.-Employee Benef.	0.00	8.12	8.12	0.00	19.05	19.05	0.00	-10.93	-10.93
Function - 2200 Supp Svc-Instr Stf	\$0.00	\$53.12	\$53.12	\$0.00	\$123.30	\$123.30	\$0.00	(\$70.18)	(\$70.18)
Function - 3100 Child Nutrition Programs Oper.									
100 Personnel Services-Salaries	0.00	0.00	0.00	0.00	155.00	155.00	0.00	-155.00	-155.00
200 Personnel Serv.-Employee Benef.	0.00	0.00	0.00	0.00	28.56	28.56	0.00	-28.56	-28.56

Enid Public Schools Budget Yearly Comparison

Options: Year: 2025-2026, Date Range: 7/1/2025 - 6/30/2026, Classification Bolding: D

Classification	-----2025-2026-----			-----2024-2025-----			-----Difference-----		
	Appr.	Enc.	Paid	Appr.	Enc.	Paid	Appr.	Enc.	Paid
Function - 3100 Child Nutrition Programs Oper.									
	\$0.00	\$0.00	\$0.00	\$0.00	\$183.56	\$183.56	\$0.00	(\$183.56)	(\$183.56)
Project - 187 EEA Substitute Teacher									
	\$38,600.00	\$2,085.29	\$2,085.29	\$55,000.00	\$33,559.74	\$33,559.74	(\$16,400.00)	(\$31,474.45)	(\$31,474.45)
Project - 188 EEA Lunch Teacher									
Function - 1000 INSTRUCTION									
100 Personnel Services-Salaries	140,000.00	10,275.00	10,275.00	145,000.00	54,380.00	54,380.00	-5,000.00	-44,105.00	-44,105.00
200 Personnel Serv.-Employee Benef.	25,000.00	1,820.38	1,820.38	25,000.00	9,830.38	9,830.38	0.00	-8,010.00	-8,010.00
Function - 1000 INSTRUCTION									
	\$165,000.00	\$12,095.38	\$12,095.38	\$170,000.00	\$64,210.38	\$64,210.38	(\$5,000.00)	(\$52,115.00)	(\$52,115.00)
Function - 3100 Child Nutrition Programs Oper.									
100 Personnel Services-Salaries	0.00	21,740.00	21,740.00	0.00	93,425.00	93,425.00	0.00	-71,685.00	-71,685.00
200 Personnel Serv.-Employee Benef.	0.00	3,832.20	3,832.20	0.00	16,789.32	16,789.32	0.00	-12,957.12	-12,957.12
Function - 3100 Child Nutrition Programs Oper.									
	\$0.00	\$25,572.20	\$25,572.20	\$0.00	\$110,214.32	\$110,214.32	\$0.00	(\$84,642.12)	(\$84,642.12)
Project - 188 EEA Lunch Teacher									
	\$165,000.00	\$37,667.58	\$37,667.58	\$170,000.00	\$174,424.70	\$174,424.70	(\$5,000.00)	(\$136,757.12)	(\$136,757.12)
Project - 189 Enid Arts and Humanities Don.									
Function - 1000 INSTRUCTION									
600 Supplies & Materials	4,376.00	1,173.25	1,173.25	4,376.00	0.00	0.00	0.00	1,173.25	1,173.25
Function - 1000 INSTRUCTION									
	\$4,376.00	\$1,173.25	\$1,173.25	\$4,376.00	\$0.00	\$0.00	\$0.00	\$1,173.25	\$1,173.25
Project - 189 Enid Arts and Humanities Don.									
	\$4,376.00	\$1,173.25	\$1,173.25	\$4,376.00	\$0.00	\$0.00	\$0.00	\$1,173.25	\$1,173.25
Project - 190 EPS Athletic Allocation									
Function - 1000 INSTRUCTION									
400 Purchased Property Services	0.00	1,449.50	1,449.50	0.00	0.00	0.00	0.00	1,449.50	1,449.50
500 Other Purchased Services	0.00	0.00	0.00	0.00	162.44	0.00	0.00	-162.44	0.00
600 Supplies & Materials	140,000.00	62,967.78	40,583.35	160,000.00	152,944.14	103,751.79	-20,000.00	-89,976.36	-63,168.44
700 Property	0.00	0.00	0.00	0.00	7,300.00	7,300.00	0.00	-7,300.00	-7,300.00
800 Other Objects	0.00	17,565.00	16,065.00	0.00	5,070.00	5,070.00	0.00	12,495.00	10,995.00
Function - 1000 INSTRUCTION									
	\$140,000.00	\$81,982.28	\$58,097.85	\$160,000.00	\$165,476.58	\$116,121.79	(\$20,000.00)	(\$83,494.30)	(\$58,023.94)
Function - 2100 Supp Svcs-Students									
300 Purchased Profess.& Tech.Serv.	1,500.00	1,500.00	0.00	1,500.00	1,184.50	1,184.50	0.00	315.50	-1,184.50
400 Purchased Property Services	0.00	2,500.00	420.00	0.00	6,422.50	6,002.50	0.00	-3,922.50	-5,582.50
500 Other Purchased Services	0.00	7,760.00	2,760.00	0.00	4,750.00	4,500.00	0.00	3,010.00	-1,740.00
600 Supplies & Materials	8,000.00	1,678.49	1,678.49	8,000.00	394.43	394.43	0.00	1,284.06	1,284.06
800 Other Objects	0.00	4,000.00	0.00	0.00	3,399.00	3,399.00	0.00	601.00	-3,399.00
Function - 2100 Supp Svcs-Students									
	\$9,500.00	\$17,438.49	\$4,858.49	\$9,500.00	\$16,150.43	\$15,480.43	\$0.00	\$1,288.06	(\$10,621.94)

Enid Public Schools Budget Yearly Comparison

Options: Year: 2025-2026, Date Range: 7/1/2025 - 6/30/2026, Classification Bolding: D

Classification	-----2025-2026-----			-----2024-2025-----			-----Difference-----		
	Appr.	Enc.	Paid	Appr.	Enc.	Paid	Appr.	Enc.	Paid
Function - 2200 Supp Svc-Instr Stf									
800 Other Objects	1,500.00	0.00	0.00	1,500.00	0.00	0.00	0.00	0.00	0.00
Function - 2200 Supp Svc-Instr Stf	\$1,500.00	\$0.00	\$0.00	\$1,500.00	\$0.00	\$0.00	\$0.00	\$0.00	\$0.00
Function - 2400 Support Serv.-School Admin.									
600 Supplies & Materials	0.00	219.98	219.98	0.00	0.00	0.00	0.00	219.98	219.98
Function - 2400 Support Serv.-School Admin.	\$0.00	\$219.98	\$219.98	\$0.00	\$0.00	\$0.00	\$0.00	\$219.98	\$219.98
Function - 2500 Support Services--Business									
300 Purchased Profess.& Tech.Serv.	0.00	0.00	0.00	0.00	3,568.68	3,568.68	0.00	-3,568.68	-3,568.68
500 Other Purchased Services	500.00	0.00	0.00	500.00	174.58	174.58	0.00	-174.58	-174.58
Function - 2500 Support Services--Business	\$500.00	\$0.00	\$0.00	\$500.00	\$3,743.26	\$3,743.26	\$0.00	(\$3,743.26)	(\$3,743.26)
Function - 2600 Operation & Mainten.of Plant									
400 Purchased Property Services	50,000.00	14,647.72	372.72	50,000.00	20,092.12	20,092.12	0.00	-5,444.40	-19,719.40
600 Supplies & Materials	2,500.00	3,040.20	315.18	22,500.00	9,608.38	9,608.38	-20,000.00	-6,568.18	-9,293.20
Function - 2600 Operation & Mainten.of Plant	\$52,500.00	\$17,687.92	\$687.90	\$72,500.00	\$29,700.50	\$29,700.50	(\$20,000.00)	(\$12,012.58)	(\$29,012.60)
Function - 2700 Student Transportation Serv.									
500 Other Purchased Services	42,000.00	42,073.52	7,125.60	42,675.63	38,349.19	38,225.17	-675.63	3,724.33	-31,099.57
600 Supplies & Materials	0.00	0.00	0.00	0.00	146.53	146.53	0.00	-146.53	-146.53
Function - 2700 Student Transportation Serv.	\$42,000.00	\$42,073.52	\$7,125.60	\$42,675.63	\$38,495.72	\$38,371.70	(\$675.63)	\$3,577.80	(\$31,246.10)
Project - 190 EPS Athletic Allocation	\$246,000.00	\$159,402.19	\$70,989.82	\$286,675.63	\$253,566.49	\$203,417.68	(\$40,675.63)	(\$94,164.30)	(\$132,427.86)
Project - 191 Athletic Subsidy Labor									
Function - 1000 INSTRUCTION									
100 Personnel Services-Salaries	45,000.00	10,184.08	10,184.08	45,000.00	49,214.22	49,214.22	0.00	-39,030.14	-39,030.14
200 Personnel Serv.-Employee Benef.	11,250.00	1,579.60	1,579.60	11,250.00	7,088.85	7,088.85	0.00	-5,509.25	-5,509.25
Function - 1000 INSTRUCTION	\$56,250.00	\$11,763.68	\$11,763.68	\$56,250.00	\$56,303.07	\$56,303.07	\$0.00	(\$44,539.39)	(\$44,539.39)
Project - 191 Athletic Subsidy Labor	\$56,250.00	\$11,763.68	\$11,763.68	\$56,250.00	\$56,303.07	\$56,303.07	\$0.00	(\$44,539.39)	(\$44,539.39)
Project - 192 Concession-Reimburse GF									
Function - 1000 INSTRUCTION									
100 Personnel Services-Salaries	0.00	6,454.67	6,454.67	0.00	12,054.30	12,054.30	0.00	-5,599.63	-5,599.63
200 Personnel Serv.-Employee Benef.	0.00	788.23	788.23	0.00	1,580.36	1,580.36	0.00	-792.13	-792.13
Function - 1000 INSTRUCTION	\$0.00	\$7,242.90	\$7,242.90	\$0.00	\$13,634.66	\$13,634.66	\$0.00	(\$6,391.76)	(\$6,391.76)

Enid Public Schools Budget Yearly Comparison

Options: Year: 2025-2026, Date Range: 7/1/2025 - 6/30/2026, Classification Bolding: D

Classification	-----2025-2026-----			-----2024-2025-----			-----Difference-----		
	Appr.	Enc.	Paid	Appr.	Enc.	Paid	Appr.	Enc.	Paid
Project - 192 Concession-Reimburse GF	\$0.00	\$7,242.90	\$7,242.90	\$0.00	\$13,634.66	\$13,634.66	\$0.00	(\$6,391.76)	(\$6,391.76)
Project - 193 Sec. Vocal Music Allocation									
Function - 1000 INSTRUCTION									
100 Personnel Services-Salaries	0.00	0.00	0.00	0.00	1,425.43	1,425.43	0.00	-1,425.43	-1,425.43
200 Personnel Serv.-Employee Benef.	0.00	0.00	0.00	0.00	305.85	305.85	0.00	-305.85	-305.85
300 Purchased Profess.& Tech.Serv.	0.00	5,800.00	0.00	0.00	1,497.00	1,497.00	0.00	4,303.00	-1,497.00
600 Supplies & Materials	22,000.00	5,196.60	3,148.15	21,000.00	6,007.53	6,007.53	1,000.00	-810.93	-2,859.38
800 Other Objects	0.00	5,520.00	1,810.00	0.00	4,806.53	4,806.53	0.00	713.47	-2,996.53
Function - 1000 INSTRUCTION	\$22,000.00	\$16,516.60	\$4,958.15	\$21,000.00	\$14,042.34	\$14,042.34	\$1,000.00	\$2,474.26	(\$9,084.19)
Function - 2200 Supp Svc-Instr Stf									
500 Other Purchased Services	0.00	0.00	0.00	0.00	511.28	511.28	0.00	-511.28	-511.28
800 Other Objects	0.00	0.00	0.00	0.00	280.00	280.00	0.00	-280.00	-280.00
Function - 2200 Supp Svc-Instr Stf	\$0.00	\$0.00	\$0.00	\$0.00	\$791.28	\$791.28	\$0.00	(\$791.28)	(\$791.28)
Function - 2500 Support Services--Business									
500 Other Purchased Services	0.00	1,027.43	1,027.43	0.00	2,245.50	2,245.50	0.00	-1,218.07	-1,218.07
800 Other Objects	0.00	160.00	160.00	0.00	260.00	260.00	0.00	-100.00	-100.00
Function - 2500 Support Services--Business	\$0.00	\$1,187.43	\$1,187.43	\$0.00	\$2,505.50	\$2,505.50	\$0.00	(\$1,318.07)	(\$1,318.07)
Function - 2600 Operation & Mainten.of Plant									
400 Purchased Property Services	0.00	625.00	300.00	0.00	740.00	740.00	0.00	-115.00	-440.00
Function - 2600 Operation & Mainten.of Plant	\$0.00	\$625.00	\$300.00	\$0.00	\$740.00	\$740.00	\$0.00	(\$115.00)	(\$440.00)
Function - 2700 Student Transportation Serv.									
500 Other Purchased Services	2,500.00	6,150.00	0.00	2,500.00	4,429.93	4,429.93	0.00	1,720.07	-4,429.93
Function - 2700 Student Transportation Serv.	\$2,500.00	\$6,150.00	\$0.00	\$2,500.00	\$4,429.93	\$4,429.93	\$0.00	\$1,720.07	(\$4,429.93)
Function - 5200 FUND TRANSFERS/REIMBURSEMENTS									
900 Other Uses of Funds	0.00	0.00	0.00	0.00	699.73	699.73	0.00	-699.73	-699.73
Function - 5200 FUND TRANSFERS/REIMBURSEMENTS	\$0.00	\$0.00	\$0.00	\$0.00	\$699.73	\$699.73	\$0.00	(\$699.73)	(\$699.73)
Project - 193 Sec. Vocal Music Allocation	\$24,500.00	\$24,479.03	\$6,445.58	\$23,500.00	\$23,208.78	\$23,208.78	\$1,000.00	\$1,270.25	(\$16,763.20)
Project - 195 David Allen Concession-Reimb									
Function - 1000 INSTRUCTION									
100 Personnel Services-Salaries	0.00	68.25	68.25	0.00	18,607.12	18,607.12	0.00	-18,538.87	-18,538.87
200 Personnel Serv.-Employee Benef.	0.00	5.22	5.22	0.00	2,658.06	2,658.06	0.00	-2,652.84	-2,652.84
Function - 1000 INSTRUCTION	\$0.00	\$73.47	\$73.47	\$0.00	\$21,265.18	\$21,265.18	\$0.00	(\$21,191.71)	(\$21,191.71)

Enid Public Schools Budget Yearly Comparison

Options: Year: 2025-2026, Date Range: 7/1/2025 - 6/30/2026, Classification Bolding: D

Classification	-----2025-2026-----			-----2024-2025-----			-----Difference-----		
	Appr.	Enc.	Paid	Appr.	Enc.	Paid	Appr.	Enc.	Paid
Project - 195 David Allen Concession-Reimb	\$0.00	\$73.47	\$73.47	\$0.00	\$21,265.18	\$21,265.18	\$0.00	(\$21,191.71)	(\$21,191.71)
Project - 196 David Allen Summer Camps-Reimb									
Function - 1000 INSTRUCTION									
100 Personnel Services-Salaries	0.00	1,250.00	1,250.00	0.00	29,135.82	29,135.82	0.00	-27,885.82	-27,885.82
200 Personnel Serv.-Employee Benef.	0.00	111.82	111.82	0.00	4,185.80	4,185.80	0.00	-4,073.98	-4,073.98
Function - 1000 INSTRUCTION	\$0.00	\$1,361.82	\$1,361.82	\$0.00	\$33,321.62	\$33,321.62	\$0.00	(\$31,959.80)	(\$31,959.80)
Project - 196 David Allen Summer Camps-Reimb	\$0.00	\$1,361.82	\$1,361.82	\$0.00	\$33,321.62	\$33,321.62	\$0.00	(\$31,959.80)	(\$31,959.80)
Project - 197 Periodic District Stipends/Buy Back									
Function - 1000 INSTRUCTION									
100 Personnel Services-Salaries	412,500.00	230,075.00	230,075.00	0.00	85,700.00	85,700.00	412,500.00	144,375.00	144,375.00
200 Personnel Serv.-Employee Benef.	137,500.00	17,605.46	17,605.46	0.00	6,896.27	6,896.27	137,500.00	10,709.19	10,709.19
Function - 1000 INSTRUCTION	\$550,000.00	\$247,680.46	\$247,680.46	\$0.00	\$92,596.27	\$92,596.27	\$550,000.00	\$155,084.19	\$155,084.19
Function - 2100 Supp Svcs-Students									
100 Personnel Services-Salaries	0.00	27,625.00	27,625.00	0.00	4,350.00	4,350.00	0.00	23,275.00	23,275.00
200 Personnel Serv.-Employee Benef.	0.00	2,087.11	2,087.11	0.00	350.03	350.03	0.00	1,737.08	1,737.08
Function - 2100 Supp Svcs-Students	\$0.00	\$29,712.11	\$29,712.11	\$0.00	\$4,700.03	\$4,700.03	\$0.00	\$25,012.08	\$25,012.08
Function - 2200 Supp Svc-Instr Stf									
100 Personnel Services-Salaries	0.00	15,400.00	15,400.00	0.00	6,594.80	6,594.80	0.00	8,805.20	8,805.20
200 Personnel Serv.-Employee Benef.	0.00	1,178.41	1,178.41	0.00	530.67	530.67	0.00	647.74	647.74
Function - 2200 Supp Svc-Instr Stf	\$0.00	\$16,578.41	\$16,578.41	\$0.00	\$7,125.47	\$7,125.47	\$0.00	\$9,452.94	\$9,452.94
Function - 2300 Support Serv.-General Adm.									
100 Personnel Services-Salaries	0.00	1,200.00	1,200.00	0.00	2,000.00	2,000.00	0.00	-800.00	-800.00
200 Personnel Serv.-Employee Benef.	0.00	91.82	91.82	0.00	160.94	160.94	0.00	-69.12	-69.12
Function - 2300 Support Serv.-General Adm.	\$0.00	\$1,291.82	\$1,291.82	\$0.00	\$2,160.94	\$2,160.94	\$0.00	(\$869.12)	(\$869.12)
Function - 2400 Support Serv.-School Admin.									
100 Personnel Services-Salaries	0.00	21,050.00	21,050.00	0.00	12,750.00	12,750.00	0.00	8,300.00	8,300.00
200 Personnel Serv.-Employee Benef.	0.00	1,610.75	1,610.75	0.00	1,026.03	1,026.03	0.00	584.72	584.72
Function - 2400 Support Serv.-School Admin.	\$0.00	\$22,660.75	\$22,660.75	\$0.00	\$13,776.03	\$13,776.03	\$0.00	\$8,884.72	\$8,884.72
Function - 2500 Support Services--Business									
100 Personnel Services-Salaries	0.00	3,350.00	3,350.00	0.00	3,904.80	3,904.80	0.00	-554.80	-554.80
200 Personnel Serv.-Employee Benef.	0.00	256.34	256.34	0.00	314.21	314.21	0.00	-57.87	-57.87
Function - 2500 Support Services--Business	\$0.00	\$3,606.34	\$3,606.34	\$0.00	\$4,219.01	\$4,219.01	\$0.00	(\$612.67)	(\$612.67)

Enid Public Schools Budget Yearly Comparison

Options: Year: 2025-2026, Date Range: 7/1/2025 - 6/30/2026, Classification Bolding: D

Classification	-----2025-2026-----			-----2024-2025-----			-----Difference-----		
	Appr.	Enc.	Paid	Appr.	Enc.	Paid	Appr.	Enc.	Paid
Function - 2600 Operation & Mainten.of Plant									
100 Personnel Services-Salaries	0.00	18,760.94	18,760.94	0.00	2,116.20	2,116.20	0.00	16,644.74	16,644.74
200 Personnel Serv.-Employee Benef.	0.00	1,435.60	1,435.60	0.00	260.82	260.82	0.00	1,174.78	1,174.78
Function - 2600 Operation & Mainten.of Plant	\$0.00	\$20,196.54	\$20,196.54	\$0.00	\$2,377.02	\$2,377.02	\$0.00	\$17,819.52	\$17,819.52
Function - 2700 Student Transportation Serv.									
100 Personnel Services-Salaries	0.00	16,150.00	16,150.00	0.00	13,018.40	13,018.40	0.00	3,131.60	3,131.60
200 Personnel Serv.-Employee Benef.	0.00	1,235.87	1,235.87	0.00	1,679.47	1,679.47	0.00	-443.60	-443.60
Function - 2700 Student Transportation Serv.	\$0.00	\$17,385.87	\$17,385.87	\$0.00	\$14,697.87	\$14,697.87	\$0.00	\$2,688.00	\$2,688.00
Function - 3100 Child Nutrition Programs Oper.									
100 Personnel Services-Salaries	0.00	29,250.00	29,250.00	0.00	6,150.00	6,150.00	0.00	23,100.00	23,100.00
200 Personnel Serv.-Employee Benef.	0.00	2,238.34	2,238.34	0.00	757.95	757.95	0.00	1,480.39	1,480.39
Function - 3100 Child Nutrition Programs Oper.	\$0.00	\$31,488.34	\$31,488.34	\$0.00	\$6,907.95	\$6,907.95	\$0.00	\$24,580.39	\$24,580.39
Function - 3300 COMMUNITY SERVICES OPER									
100 Personnel Services-Salaries	0.00	10,300.00	10,300.00	0.00	300.00	300.00	0.00	10,000.00	10,000.00
200 Personnel Serv.-Employee Benef.	0.00	788.21	788.21	0.00	36.97	36.97	0.00	751.24	751.24
Function - 3300 COMMUNITY SERVICES OPER	\$0.00	\$11,088.21	\$11,088.21	\$0.00	\$336.97	\$336.97	\$0.00	\$10,751.24	\$10,751.24
Project - 197 Periodic District Stipends/Buy Back	\$550,000.00	\$401,688.85	\$401,688.85	\$0.00	\$148,897.56	\$148,897.56	\$550,000.00	\$252,791.29	\$252,791.29
Project - 198 OSSAA									
Function - 1000 INSTRUCTION									
100 Personnel Services-Salaries	0.00	0.00	0.00	0.00	3,277.59	3,277.59	0.00	-3,277.59	-3,277.59
200 Personnel Serv.-Employee Benef.	0.00	0.00	0.00	0.00	537.28	537.28	0.00	-537.28	-537.28
Function - 1000 INSTRUCTION	\$0.00	\$0.00	\$0.00	\$0.00	\$3,814.87	\$3,814.87	\$0.00	(\$3,814.87)	(\$3,814.87)
Function - 2600 Operation & Mainten.of Plant									
100 Personnel Services-Salaries	0.00	0.00	0.00	0.00	1,051.44	1,051.44	0.00	-1,051.44	-1,051.44
200 Personnel Serv.-Employee Benef.	0.00	0.00	0.00	0.00	197.77	197.77	0.00	-197.77	-197.77
Function - 2600 Operation & Mainten.of Plant	\$0.00	\$0.00	\$0.00	\$0.00	\$1,249.21	\$1,249.21	\$0.00	(\$1,249.21)	(\$1,249.21)
Project - 198 OSSAA	\$0.00	\$0.00	\$0.00	\$0.00	\$5,064.08	\$5,064.08	\$0.00	(\$5,064.08)	(\$5,064.08)
Project - 199 Athletic Summer Camps-Reimb.									
Function - 1000 INSTRUCTION									
100 Personnel Services-Salaries	0.00	0.00	0.00	0.00	3,900.00	3,900.00	0.00	-3,900.00	-3,900.00
200 Personnel Serv.-Employee Benef.	0.00	0.00	0.00	0.00	684.33	684.33	0.00	-684.33	-684.33
Function - 1000 INSTRUCTION	\$0.00	\$0.00	\$0.00	\$0.00	\$4,584.33	\$4,584.33	\$0.00	(\$4,584.33)	(\$4,584.33)

Enid Public Schools Budget Yearly Comparison

Options: Year: 2025-2026, Date Range: 7/1/2025 - 6/30/2026, Classification Bolding: D

Classification	-----2025-2026-----			-----2024-2025-----			-----Difference-----		
	Appr.	Enc.	Paid	Appr.	Enc.	Paid	Appr.	Enc.	Paid
Project - 199 Athletic Summer Camps-Reimb.	\$0.00	\$0.00	\$0.00	\$0.00	\$4,584.33	\$4,584.33	\$0.00	(\$4,584.33)	(\$4,584.33)
Project - 200 David Allen Non-Concession Function - 1000 INSTRUCTION									
100 Personnel Services-Salaries	0.00	0.00	0.00	0.00	13,608.32	13,608.32	0.00	-13,608.32	-13,608.32
200 Personnel Serv.-Employee Benef.	0.00	0.00	0.00	0.00	2,175.37	2,175.37	0.00	-2,175.37	-2,175.37
Function - 1000 INSTRUCTION	\$0.00	\$0.00	\$0.00	\$0.00	\$15,783.69	\$15,783.69	\$0.00	(\$15,783.69)	(\$15,783.69)
Project - 200 David Allen Non-Concession	\$0.00	\$0.00	\$0.00	\$0.00	\$15,783.69	\$15,783.69	\$0.00	(\$15,783.69)	(\$15,783.69)
Project - 252 FY24 Bond Buses/Transportation Function - 2700 Student Transportation Serv.									
700 Property	46,658.34	46,658.34	46,658.34	11,435.00	11,435.00	11,435.00	35,223.34	35,223.34	35,223.34
Function - 2700 Student Transportation Serv.	\$46,658.34	\$46,658.34	\$46,658.34	\$11,435.00	\$11,435.00	\$11,435.00	\$35,223.34	\$35,223.34	\$35,223.34
Project - 252 FY24 Bond Buses/Transportation	\$46,658.34	\$46,658.34	\$46,658.34	\$11,435.00	\$11,435.00	\$11,435.00	\$35,223.34	\$35,223.34	\$35,223.34
Project - 253 FY24 Bond One to One Devices Function - 1000 INSTRUCTION									
600 Supplies & Materials	75,835.00	75,835.00	75,835.00	75,835.00	75,835.00	75,835.00	0.00	0.00	0.00
Function - 1000 INSTRUCTION	\$75,835.00	\$75,835.00	\$75,835.00	\$75,835.00	\$75,835.00	\$75,835.00	\$0.00	\$0.00	\$0.00
Project - 253 FY24 Bond One to One Devices	\$75,835.00	\$75,835.00	\$75,835.00	\$75,835.00	\$75,835.00	\$75,835.00	\$0.00	\$0.00	\$0.00
Project - 255 FY24 Bond Campus Security Function - 2200 Supp Svc-Instr Stf									
600 Supplies & Materials	0.00	2,710.48	0.00	0.00	0.00	0.00	0.00	2,710.48	0.00
Function - 2200 Supp Svc-Instr Stf	\$0.00	\$2,710.48	\$0.00	\$0.00	\$0.00	\$0.00	\$0.00	\$2,710.48	\$0.00
Function - 2500 Support Services--Business 700 Property									
700 Property	0.00	48,598.54	9,040.00	0.00	0.00	0.00	0.00	48,598.54	9,040.00
Function - 2500 Support Services--Business	\$0.00	\$48,598.54	\$9,040.00	\$0.00	\$0.00	\$0.00	\$0.00	\$48,598.54	\$9,040.00
Function - 2600 Operation & Mainten.of Plant 400 Purchased Property Services									
400 Purchased Property Services	0.00	0.00	0.00	47,891.34	54,564.68	54,564.68	-47,891.34	-54,564.68	-54,564.68
700 Property	51,309.02	0.00	0.00	0.00	0.00	0.00	51,309.02	0.00	0.00
Function - 2600 Operation & Mainten.of Plant	\$51,309.02	\$0.00	\$0.00	\$47,891.34	\$54,564.68	\$54,564.68	\$3,417.68	(\$54,564.68)	(\$54,564.68)
Project - 255 FY24 Bond Campus Security	\$51,309.02	\$51,309.02	\$9,040.00	\$47,891.34	\$54,564.68	\$54,564.68	\$3,417.68	(\$3,255.66)	(\$45,524.68)

Enid Public Schools Budget Yearly Comparison

Options: Year: 2025-2026, Date Range: 7/1/2025 - 6/30/2026, Classification Bolding: D

Classification	-----2025-2026-----			-----2024-2025-----			-----Difference-----		
	Appr.	Enc.	Paid	Appr.	Enc.	Paid	Appr.	Enc.	Paid
Project - 287 Property Acquisition Function - 4400 ARCHITECTURE & ENGINEER.SERV.									
400 Purchased Property Services	0.00	0.00	0.00	1,400.00	1,400.00	1,400.00	-1,400.00	-1,400.00	-1,400.00
Function - 4400 ARCHITECTURE & ENGINEER.SERV.	\$0.00	\$0.00	\$0.00	\$1,400.00	\$1,400.00	\$1,400.00	(\$1,400.00)	(\$1,400.00)	(\$1,400.00)
Project - 287 Property Acquisition	\$0.00	\$0.00	\$0.00	\$1,400.00	\$1,400.00	\$1,400.00	(\$1,400.00)	(\$1,400.00)	(\$1,400.00)
Project - 305 Inspired 2 Teach Function - 1000 INSTRUCTION									
100 Personnel Services-Salaries	18,578.75	18,578.75	18,578.75	0.00	7,431.50	7,431.50	18,578.75	11,147.25	11,147.25
200 Personnel Serv.-Employee Benef.	1,421.25	1,421.25	1,421.25	0.00	568.50	568.50	1,421.25	852.75	852.75
Function - 1000 INSTRUCTION	\$20,000.00	\$20,000.00	\$20,000.00	\$0.00	\$8,000.00	\$8,000.00	\$20,000.00	\$12,000.00	\$12,000.00
Project - 305 Inspired 2 Teach	\$20,000.00	\$20,000.00	\$20,000.00	\$0.00	\$8,000.00	\$8,000.00	\$20,000.00	\$12,000.00	\$12,000.00
Project - 311 Oklahoma Paid Student Teacher Stipends Function - 1000 INSTRUCTION									
100 Personnel Services-Salaries	1,625.00	1,625.00	1,625.00	0.00	9,750.00	9,750.00	1,625.00	-8,125.00	-8,125.00
200 Personnel Serv.-Employee Benef.	126.03	126.03	126.03	0.00	744.00	744.00	126.03	-617.97	-617.97
Function - 1000 INSTRUCTION	\$1,751.03	\$1,751.03	\$1,751.03	\$0.00	\$10,494.00	\$10,494.00	\$1,751.03	(\$8,742.97)	(\$8,742.97)
Project - 311 Oklahoma Paid Student Teacher Stipends	\$1,751.03	\$1,751.03	\$1,751.03	\$0.00	\$10,494.00	\$10,494.00	\$1,751.03	(\$8,742.97)	(\$8,742.97)
Project - 312 Nat'l Bd Certified Teacher Pm Function - 1000 INSTRUCTION									
100 Personnel Services-Salaries	0.00	0.00	0.00	4,644.68	4,644.68	4,644.68	-4,644.68	-4,644.68	-4,644.68
200 Personnel Serv.-Employee Benef.	0.00	0.00	0.00	352.86	352.86	352.86	-352.86	-352.86	-352.86
Function - 1000 INSTRUCTION	\$0.00	\$0.00	\$0.00	\$4,997.54	\$4,997.54	\$4,997.54	(\$4,997.54)	(\$4,997.54)	(\$4,997.54)
Function - 2100 Supp Svcs-Students									
100 Personnel Services-Salaries	0.00	0.00	0.00	32,512.76	32,512.76	32,512.76	-32,512.76	-32,512.76	-32,512.76
200 Personnel Serv.-Employee Benef.	0.00	0.00	0.00	2,489.70	2,489.70	2,489.70	-2,489.70	-2,489.70	-2,489.70
Function - 2100 Supp Svcs-Students	\$0.00	\$0.00	\$0.00	\$35,002.46	\$35,002.46	\$35,002.46	(\$35,002.46)	(\$35,002.46)	(\$35,002.46)
Project - 312 Nat'l Bd Certified Teacher Pm	\$0.00	\$0.00	\$0.00	\$40,000.00	\$40,000.00	\$40,000.00	(\$40,000.00)	(\$40,000.00)	(\$40,000.00)
Project - 317 DRIVER ED Function - 1000 INSTRUCTION									
100 Personnel Services-Salaries	2,970.00	0.00	0.00	5,032.50	5,032.50	5,032.50	-2,062.50	-5,032.50	-5,032.50

Enid Public Schools Budget Yearly Comparison

Options: Year: 2025-2026, Date Range: 7/1/2025 - 6/30/2026, Classification Bolding: D

Classification	-----2025-2026-----			-----2024-2025-----			-----Difference-----		
	Appr.	Enc.	Paid	Appr.	Enc.	Paid	Appr.	Enc.	Paid
Function - 1000 INSTRUCTION									
	\$2,970.00	\$0.00	\$0.00	\$5,032.50	\$5,032.50	\$5,032.50	(\$2,062.50)	(\$5,032.50)	(\$5,032.50)
Project - 317 DRIVER ED									
	\$2,970.00	\$0.00	\$0.00	\$5,032.50	\$5,032.50	\$5,032.50	(\$2,062.50)	(\$5,032.50)	(\$5,032.50)
Project - 319 ADULT ED MATCHING									
Function - 2100 Supp Svcs-Students									
100 Personnel Services-Salaries	12,500.00	13,132.28	6,900.42	12,422.61	12,422.61	12,422.61	77.39	709.67	-5,522.19
200 Personnel Serv.-Employee Benef.	3,368.10	2,735.82	1,654.30	2,766.17	2,766.17	2,766.17	601.93	-30.35	-1,111.87
Function - 2100 Supp Svcs-Students									
	\$15,868.10	\$15,868.10	\$8,554.72	\$15,188.78	\$15,188.78	\$15,188.78	\$679.32	\$679.32	(\$6,634.06)
Function - 2300 Support Serv.-General Adm.									
100 Personnel Services-Salaries	2,250.00	2,250.00	1,000.00	2,250.00	2,250.00	2,250.00	0.00	0.00	-1,250.00
200 Personnel Serv.-Employee Benef.	430.00	567.84	252.09	430.00	430.00	430.00	0.00	137.84	-177.91
Function - 2300 Support Serv.-General Adm.									
	\$2,680.00	\$2,817.84	\$1,252.09	\$2,680.00	\$2,680.00	\$2,680.00	\$0.00	\$137.84	(\$1,427.91)
Project - 319 ADULT ED MATCHING									
	\$18,548.10	\$18,685.94	\$9,806.81	\$17,868.78	\$17,868.78	\$17,868.78	\$679.32	\$817.16	(\$8,061.97)
Project - 331 EDFBA-CERT-IN LIEU									
Function - 1000 INSTRUCTION									
100 Personnel Services-Salaries	0.00	52,696.05	9,615.27	66,851.89	51,147.74	51,147.74	-66,851.89	1,548.31	-41,532.47
Function - 1000 INSTRUCTION									
	\$0.00	\$52,696.05	\$9,615.27	\$66,851.89	\$51,147.74	\$51,147.74	(\$66,851.89)	\$1,548.31	(\$41,532.47)
Function - 2100 Supp Svcs-Students									
100 Personnel Services-Salaries	0.00	6,064.77	1,115.36	0.00	4,182.60	4,182.60	0.00	1,882.17	-3,067.24
Function - 2100 Supp Svcs-Students									
	\$0.00	\$6,064.77	\$1,115.36	\$0.00	\$4,182.60	\$4,182.60	\$0.00	\$1,882.17	(\$3,067.24)
Function - 2200 Supp Svc-Instr Stf									
100 Personnel Services-Salaries	0.00	2,509.56	557.68	0.00	4,182.60	4,182.60	0.00	-1,673.04	-3,624.92
Function - 2200 Supp Svc-Instr Stf									
	\$0.00	\$2,509.56	\$557.68	\$0.00	\$4,182.60	\$4,182.60	\$0.00	(\$1,673.04)	(\$3,624.92)
Function - 2400 Support Serv.-School Admin.									
100 Personnel Services-Salaries	0.00	7,528.68	1,951.88	0.00	7,180.13	7,180.13	0.00	348.55	-5,228.25
Function - 2400 Support Serv.-School Admin.									
	\$0.00	\$7,528.68	\$1,951.88	\$0.00	\$7,180.13	\$7,180.13	\$0.00	\$348.55	(\$5,228.25)
Project - 331 EDFBA-CERT-IN LIEU									
	\$0.00	\$68,799.06	\$13,240.19	\$66,851.89	\$66,693.07	\$66,693.07	(\$66,851.89)	\$2,105.99	(\$53,452.88)
Project - 332 EDFBA-SUPPORT-IN LIEU									
Function - 1000 INSTRUCTION									
100 Personnel Services-Salaries	0.00	71,702.82	12,898.92	275,809.26	89,154.30	89,154.30	-275,809.26	-17,451.48	-76,255.38

Enid Public Schools Budget Yearly Comparison

Options: Year: 2025-2026, Date Range: 7/1/2025 - 6/30/2026, Classification Bolding: D

Classification	-----2025-2026-----			-----2024-2025-----			-----Difference-----		
	Appr.	Enc.	Paid	Appr.	Enc.	Paid	Appr.	Enc.	Paid
Function - 1000 INSTRUCTION	\$0.00	\$71,702.82	\$12,898.92	\$275,809.26	\$89,154.30	\$89,154.30	(\$275,809.26)	(\$17,451.48)	(\$76,255.38)
Function - 2100 Supp Svcs-Students									
100 Personnel Services-Salaries	0.00	18,210.24	3,224.73	0.00	15,933.96	15,933.96	0.00	2,276.28	-12,709.23
Function - 2100 Supp Svcs-Students	\$0.00	\$18,210.24	\$3,224.73	\$0.00	\$15,933.96	\$15,933.96	\$0.00	\$2,276.28	(\$12,709.23)
Function - 2200 Supp Svc-Instr Stf									
100 Personnel Services-Salaries	0.00	13,088.61	2,465.97	0.00	11,381.40	11,381.40	0.00	1,707.21	-8,915.43
Function - 2200 Supp Svc-Instr Stf	\$0.00	\$13,088.61	\$2,465.97	\$0.00	\$11,381.40	\$11,381.40	\$0.00	\$1,707.21	(\$8,915.43)
Function - 2400 Support Serv.-School Admin.									
100 Personnel Services-Salaries	0.00	18,020.55	3,793.80	0.00	18,969.00	18,969.00	0.00	-948.45	-15,175.20
Function - 2400 Support Serv.-School Admin.	\$0.00	\$18,020.55	\$3,793.80	\$0.00	\$18,969.00	\$18,969.00	\$0.00	(\$948.45)	(\$15,175.20)
Function - 2500 Support Services--Business									
100 Personnel Services-Salaries	0.00	2,276.28	758.76	0.00	2,276.28	2,276.28	0.00	0.00	-1,517.52
Function - 2500 Support Services--Business	\$0.00	\$2,276.28	\$758.76	\$0.00	\$2,276.28	\$2,276.28	\$0.00	\$0.00	(\$1,517.52)
Function - 2600 Operation & Mainten.of Plant									
100 Personnel Services-Salaries	0.00	20,865.90	6,828.84	0.00	23,331.87	23,331.87	0.00	-2,465.97	-16,503.03
Function - 2600 Operation & Mainten.of Plant	\$0.00	\$20,865.90	\$6,828.84	\$0.00	\$23,331.87	\$23,331.87	\$0.00	(\$2,465.97)	(\$16,503.03)
Function - 2700 Student Transportation Serv.									
100 Personnel Services-Salaries	0.00	20,486.52	3,414.42	0.00	20,296.83	20,296.83	0.00	189.69	-16,882.41
Function - 2700 Student Transportation Serv.	\$0.00	\$20,486.52	\$3,414.42	\$0.00	\$20,296.83	\$20,296.83	\$0.00	\$189.69	(\$16,882.41)
Function - 3100 Child Nutrition Programs Oper.									
100 Personnel Services-Salaries	0.00	57,096.69	9,674.19	0.00	60,890.49	60,890.49	0.00	-3,793.80	-51,216.30
Function - 3100 Child Nutrition Programs Oper.	\$0.00	\$57,096.69	\$9,674.19	\$0.00	\$60,890.49	\$60,890.49	\$0.00	(\$3,793.80)	(\$51,216.30)
Function - 3300 COMMUNITY SERVICES OPER									
100 Personnel Services-Salaries	0.00	24,849.39	3,983.49	0.00	21,814.35	21,814.35	0.00	3,035.04	-17,830.86
Function - 3300 COMMUNITY SERVICES OPER	\$0.00	\$24,849.39	\$3,983.49	\$0.00	\$21,814.35	\$21,814.35	\$0.00	\$3,035.04	(\$17,830.86)
Project - 332 EDFBA-SUPPORT-IN LIEU	\$0.00	\$246,597.00	\$47,043.12	\$275,809.26	\$264,048.48	\$264,048.48	(\$275,809.26)	(\$17,451.48)	(\$217,005.36)
Project - 333 STATE TEXTBOOKS									
Function - 1000 INSTRUCTION									
600 Supplies & Materials	474,282.18	115,725.56	2,689.76	490,732.66	490,732.66	490,732.66	-16,450.48	-375,007.10	-488,042.90

Enid Public Schools Budget Yearly Comparison

Options: Year: 2025-2026, Date Range: 7/1/2025 - 6/30/2026, Classification Bolding: D

Classification	-----2025-2026-----			-----2024-2025-----			-----Difference-----		
	Appr.	Enc.	Paid	Appr.	Enc.	Paid	Appr.	Enc.	Paid
Function - 1000 INSTRUCTION									
	\$474,282.18	\$115,725.56	\$2,689.76	\$490,732.66	\$490,732.66	\$490,732.66	(\$16,450.48)	(\$375,007.10)	(\$488,042.90)
Project - 333 STATE TEXTBOOKS									
	\$474,282.18	\$115,725.56	\$2,689.76	\$490,732.66	\$490,732.66	\$490,732.66	(\$16,450.48)	(\$375,007.10)	(\$488,042.90)
Project - 334 EFBA-CERTIFIED									
Function - 1000 INSTRUCTION									
100 Personnel Services-Salaries	0.00	0.00	0.00	3,865,601.90	0.00	0.00	-3,865,601.90	0.00	0.00
200 Personnel Serv.-Employee Benef.	0.00	3,176,551.00	539,441.00	0.00	3,159,935.98	3,159,935.98	0.00	16,615.02	-2,620,494.98
Function - 1000 INSTRUCTION									
	\$0.00	\$3,176,551.00	\$539,441.00	\$3,865,601.90	\$3,159,935.98	\$3,159,935.98	(\$3,865,601.90)	\$16,615.02	(\$2,620,494.98)
Function - 2100 Supp Svcs-Students									
200 Personnel Serv.-Employee Benef.	0.00	322,392.00	54,439.00	0.00	329,347.81	329,347.81	0.00	-6,955.81	-274,908.81
Function - 2100 Supp Svcs-Students									
	\$0.00	\$322,392.00	\$54,439.00	\$0.00	\$329,347.81	\$329,347.81	\$0.00	(\$6,955.81)	(\$274,908.81)
Function - 2200 Supp Svc-Instr Stf									
200 Personnel Serv.-Employee Benef.	0.00	169,680.00	35,350.00	0.00	158,841.32	158,841.32	0.00	10,838.68	-123,491.32
Function - 2200 Supp Svc-Instr Stf									
	\$0.00	\$169,680.00	\$35,350.00	\$0.00	\$158,841.32	\$158,841.32	\$0.00	\$10,838.68	(\$123,491.32)
Function - 2300 Support Serv.-General Adm.									
200 Personnel Serv.-Employee Benef.	0.00	8,484.00	2,828.00	0.00	8,319.72	8,319.72	0.00	164.28	-5,491.72
Function - 2300 Support Serv.-General Adm.									
	\$0.00	\$8,484.00	\$2,828.00	\$0.00	\$8,319.72	\$8,319.72	\$0.00	\$164.28	(\$5,491.72)
Function - 2400 Support Serv.-School Admin.									
200 Personnel Serv.-Employee Benef.	0.00	169,680.00	40,299.00	0.00	170,367.48	170,367.48	0.00	-687.48	-130,068.48
Function - 2400 Support Serv.-School Admin.									
	\$0.00	\$169,680.00	\$40,299.00	\$0.00	\$170,367.48	\$170,367.48	\$0.00	(\$687.48)	(\$130,068.48)
Function - 2500 Support Services--Business									
200 Personnel Serv.-Employee Benef.	0.00	16,968.00	5,656.00	0.00	16,639.44	16,639.44	0.00	328.56	-10,983.44
Function - 2500 Support Services--Business									
	\$0.00	\$16,968.00	\$5,656.00	\$0.00	\$16,639.44	\$16,639.44	\$0.00	\$328.56	(\$10,983.44)
Function - 2600 Operation & Mainten.of Plant									
200 Personnel Serv.-Employee Benef.	0.00	8,484.00	2,828.00	0.00	8,319.72	8,319.72	0.00	164.28	-5,491.72
Function - 2600 Operation & Mainten.of Plant									
	\$0.00	\$8,484.00	\$2,828.00	\$0.00	\$8,319.72	\$8,319.72	\$0.00	\$164.28	(\$5,491.72)
Function - 2700 Student Transportation Serv.									
200 Personnel Serv.-Employee Benef.	0.00	8,484.00	2,828.00	0.00	8,319.72	8,319.72	0.00	164.28	-5,491.72
Function - 2700 Student Transportation Serv.									
	\$0.00	\$8,484.00	\$2,828.00	\$0.00	\$8,319.72	\$8,319.72	\$0.00	\$164.28	(\$5,491.72)
Project - 334 EFBA-CERTIFIED									
	\$0.00	\$3,880,723.00	\$683,669.00	\$3,865,601.90	\$3,860,091.19	\$3,860,091.19	(\$3,865,601.90)	\$20,631.81	(\$3,176,422.19)

Enid Public Schools Budget Yearly Comparison

Options: Year: 2025-2026, Date Range: 7/1/2025 - 6/30/2026, Classification Bolding: D

Classification	-----2025-2026-----			-----2024-2025-----			-----Difference-----		
	Appr.	Enc.	Paid	Appr.	Enc.	Paid	Appr.	Enc.	Paid
Project - 335 EFBA-SUPPORT									
Function - 1000 INSTRUCTION									
100 Personnel Services-Salaries	0.00	0.00	0.00	2,925,915.68	0.00	0.00	-2,925,915.68	0.00	0.00
200 Personnel Serv.-Employee Benef.	0.00	898,597.00	150,591.00	0.00	893,628.62	893,628.62	0.00	4,968.38	-743,037.62
Function - 1000 INSTRUCTION	\$0.00	\$898,597.00	\$150,591.00	\$2,925,915.68	\$893,628.62	\$893,628.62	(\$2,925,915.68)	\$4,968.38	(\$743,037.62)
Function - 2100 Supp Svcs-Students									
200 Personnel Serv.-Employee Benef.	0.00	180,992.00	42,420.00	0.00	184,397.96	184,397.96	0.00	-3,405.96	-141,977.96
Function - 2100 Supp Svcs-Students	\$0.00	\$180,992.00	\$42,420.00	\$0.00	\$184,397.96	\$184,397.96	\$0.00	(\$3,405.96)	(\$141,977.96)
Function - 2200 Supp Svc-Instr Stf									
200 Personnel Serv.-Employee Benef.	0.00	118,776.00	31,108.00	0.00	128,631.98	128,631.98	0.00	-9,855.98	-97,523.98
Function - 2200 Supp Svc-Instr Stf	\$0.00	\$118,776.00	\$31,108.00	\$0.00	\$128,631.98	\$128,631.98	\$0.00	(\$9,855.98)	(\$97,523.98)
Function - 2300 Support Serv.-General Adm.									
200 Personnel Serv.-Employee Benef.	0.00	16,968.00	5,656.00	0.00	16,639.44	16,639.44	0.00	328.56	-10,983.44
Function - 2300 Support Serv.-General Adm.	\$0.00	\$16,968.00	\$5,656.00	\$0.00	\$16,639.44	\$16,639.44	\$0.00	\$328.56	(\$10,983.44)
Function - 2400 Support Serv.-School Admin.									
200 Personnel Serv.-Employee Benef.	0.00	195,839.00	47,369.00	0.00	176,050.86	176,050.86	0.00	19,788.14	-128,681.86
Function - 2400 Support Serv.-School Admin.	\$0.00	\$195,839.00	\$47,369.00	\$0.00	\$176,050.86	\$176,050.86	\$0.00	\$19,788.14	(\$128,681.86)
Function - 2500 Support Services--Business									
200 Personnel Serv.-Employee Benef.	0.00	95,445.00	32,522.00	0.00	100,571.02	100,571.02	0.00	-5,126.02	-68,049.02
Function - 2500 Support Services--Business	\$0.00	\$95,445.00	\$32,522.00	\$0.00	\$100,571.02	\$100,571.02	\$0.00	(\$5,126.02)	(\$68,049.02)
Function - 2600 Operation & Mainten.of Plant									
200 Personnel Serv.-Employee Benef.	0.00	489,951.00	163,317.00	0.00	508,834.78	508,834.78	0.00	-18,883.78	-345,517.78
Function - 2600 Operation & Mainten.of Plant	\$0.00	\$489,951.00	\$163,317.00	\$0.00	\$508,834.78	\$508,834.78	\$0.00	(\$18,883.78)	(\$345,517.78)
Function - 2700 Student Transportation Serv.									
200 Personnel Serv.-Employee Benef.	0.00	288,456.00	52,318.00	0.00	289,489.66	289,489.66	0.00	-1,033.66	-237,171.66
Function - 2700 Student Transportation Serv.	\$0.00	\$288,456.00	\$52,318.00	\$0.00	\$289,489.66	\$289,489.66	\$0.00	(\$1,033.66)	(\$237,171.66)
Function - 3100 Child Nutrition Programs Oper.									
200 Personnel Serv.-Employee Benef.	0.00	530,957.00	96,859.00	0.00	491,047.28	491,047.28	0.00	39,909.72	-394,188.28
Function - 3100 Child Nutrition Programs Oper.	\$0.00	\$530,957.00	\$96,859.00	\$0.00	\$491,047.28	\$491,047.28	\$0.00	\$39,909.72	(\$394,188.28)
Function - 3300 COMMUNITY SERVICES OPER									
200 Personnel Serv.-Employee Benef.	0.00	135,744.00	24,745.00	0.00	137,280.26	137,280.26	0.00	-1,536.26	-112,535.26

Enid Public Schools Budget Yearly Comparison

Options: Year: 2025-2026, Date Range: 7/1/2025 - 6/30/2026, Classification Bolding: D

Classification	-----2025-2026-----			-----2024-2025-----			-----Difference-----		
	Appr.	Enc.	Paid	Appr.	Enc.	Paid	Appr.	Enc.	Paid
Function - 3300 COMMUNITY SERVICES OPER	\$0.00	\$135,744.00	\$24,745.00	\$0.00	\$137,280.26	\$137,280.26	\$0.00	(\$1,536.26)	(\$112,535.26)
Project - 335 EFBA-SUPPORT	\$0.00	\$2,951,725.00	\$646,905.00	\$2,925,915.68	\$2,926,571.86	\$2,926,571.86	(\$2,925,915.68)	\$25,153.14	(\$2,279,666.86)
Project - 337 STATE ARTS COUNCIL GRANT									
Function - 1000 INSTRUCTION									
600 Supplies & Materials	0.00	0.00	0.00	474.93	474.93	474.93	-474.93	-474.93	-474.93
Function - 1000 INSTRUCTION	\$0.00	\$0.00	\$0.00	\$474.93	\$474.93	\$474.93	(\$474.93)	(\$474.93)	(\$474.93)
Project - 337 STATE ARTS COUNCIL GRANT	\$0.00	\$0.00	\$0.00	\$474.93	\$474.93	\$474.93	(\$474.93)	(\$474.93)	(\$474.93)
Project - 361 ACE TECHNOLOGY									
Function - 2200 Supp Svc-Instr Stf									
600 Supplies & Materials	0.00	0.00	0.00	32,048.21	32,048.21	32,048.21	-32,048.21	-32,048.21	-32,048.21
Function - 2200 Supp Svc-Instr Stf	\$0.00	\$0.00	\$0.00	\$32,048.21	\$32,048.21	\$32,048.21	(\$32,048.21)	(\$32,048.21)	(\$32,048.21)
Project - 361 ACE TECHNOLOGY	\$0.00	\$0.00	\$0.00	\$32,048.21	\$32,048.21	\$32,048.21	(\$32,048.21)	(\$32,048.21)	(\$32,048.21)
Project - 367 STRONG READERS									
Function - 1000 INSTRUCTION									
100 Personnel Services-Salaries	0.00	0.00	0.00	0.00	241.00	241.00	0.00	-241.00	-241.00
200 Personnel Serv.-Employee Benef.	0.00	0.00	0.00	0.00	19.39	19.39	0.00	-19.39	-19.39
500 Other Purchased Services	0.00	500.00	125.00	0.00	205.00	205.00	0.00	295.00	-80.00
600 Supplies & Materials	252,213.86	1,354.79	982.19	340,992.91	209,756.86	122,725.28	-88,779.05	-208,402.07	-121,743.09
Function - 1000 INSTRUCTION	\$252,213.86	\$1,854.79	\$1,107.19	\$340,992.91	\$210,222.25	\$123,190.67	(\$88,779.05)	(\$208,367.46)	(\$122,083.48)
Function - 2200 Supp Svc-Instr Stf									
100 Personnel Services-Salaries	0.00	2,662.50	2,662.50	0.00	29,779.50	29,779.50	0.00	-27,117.00	-27,117.00
200 Personnel Serv.-Employee Benef.	0.00	469.37	469.37	0.00	5,383.11	5,383.11	0.00	-4,913.74	-4,913.74
500 Other Purchased Services	0.00	3,281.46	291.80	0.00	0.00	0.00	0.00	3,281.46	291.80
600 Supplies & Materials	0.00	32,194.54	31,204.54	0.00	24,186.52	24,186.52	0.00	8,008.02	7,018.02
800 Other Objects	0.00	0.00	0.00	0.00	8,788.64	8,788.64	0.00	-8,788.64	-8,788.64
Function - 2200 Supp Svc-Instr Stf	\$0.00	\$38,607.87	\$34,628.21	\$0.00	\$68,137.77	\$68,137.77	\$0.00	(\$29,529.90)	(\$33,509.56)
Function - 2500 Support Services--Business									
100 Personnel Services-Salaries	0.00	0.00	0.00	0.00	548.75	548.75	0.00	-548.75	-548.75
200 Personnel Serv.-Employee Benef.	0.00	0.00	0.00	0.00	91.77	91.77	0.00	-91.77	-91.77
300 Purchased Profess.& Tech.Serv.	0.00	0.00	0.00	0.00	8,500.08	8,500.08	0.00	-8,500.08	-8,500.08
600 Supplies & Materials	0.00	0.00	0.00	0.00	8,898.92	8,898.92	0.00	-8,898.92	-8,898.92
Function - 2500 Support Services--Business	\$0.00	\$0.00	\$0.00	\$0.00	\$18,039.52	\$18,039.52	\$0.00	(\$18,039.52)	(\$18,039.52)

Enid Public Schools Budget Yearly Comparison

Options: Year: 2025-2026, Date Range: 7/1/2025 - 6/30/2026, Classification Bolding: D

Classification	-----2025-2026-----			-----2024-2025-----			-----Difference-----		
	Appr.	Enc.	Paid	Appr.	Enc.	Paid	Appr.	Enc.	Paid
Project - 367 STRONG READERS	\$252,213.86	\$40,462.66	\$35,735.40	\$340,992.91	\$296,399.54	\$209,367.96	(\$88,779.05)	(\$255,936.88)	(\$173,632.56)
Project - 376 School Resource Officer Program									
Function - 2600 Operation & Mainten.of Plant									
100 Personnel Services-Salaries	93,041.47	68,560.00	17,139.96	71,619.49	71,619.49	71,619.49	21,421.98	-3,059.49	-54,479.53
200 Personnel Serv.-Employee Benef.	0.00	19,522.48	4,873.95	20,210.13	20,210.13	20,210.13	-20,210.13	-687.65	-15,336.18
Function - 2600 Operation & Mainten.of Plant	\$93,041.47	\$88,082.48	\$22,013.91	\$91,829.62	\$91,829.62	\$91,829.62	\$1,211.85	(\$3,747.14)	(\$69,815.71)
Project - 376 School Resource Officer Program	\$93,041.47	\$88,082.48	\$22,013.91	\$91,829.62	\$91,829.62	\$91,829.62	\$1,211.85	(\$3,747.14)	(\$69,815.71)
Project - 377 Maternity Leave									
Function - 1000 INSTRUCTION									
100 Personnel Services-Salaries	0.00	0.00	0.00	0.00	54,647.15	54,647.15	0.00	-54,647.15	-54,647.15
200 Personnel Serv.-Employee Benef.	0.00	0.00	0.00	0.00	1,979.57	1,979.57	0.00	-1,979.57	-1,979.57
Function - 1000 INSTRUCTION	\$0.00	\$0.00	\$0.00	\$0.00	\$56,626.72	\$56,626.72	\$0.00	(\$56,626.72)	(\$56,626.72)
Function - 2400 Support Serv.-School Admin.									
100 Personnel Services-Salaries	0.00	0.00	0.00	0.00	5,588.96	5,588.96	0.00	-5,588.96	-5,588.96
Function - 2400 Support Serv.-School Admin.	\$0.00	\$0.00	\$0.00	\$0.00	\$5,588.96	\$5,588.96	\$0.00	(\$5,588.96)	(\$5,588.96)
Function - 2600 Operation & Mainten.of Plant									
100 Personnel Services-Salaries	0.00	0.00	0.00	0.00	2,611.44	2,611.44	0.00	-2,611.44	-2,611.44
Function - 2600 Operation & Mainten.of Plant	\$0.00	\$0.00	\$0.00	\$0.00	\$2,611.44	\$2,611.44	\$0.00	(\$2,611.44)	(\$2,611.44)
Function - 3300 COMMUNITY SERVICES OPER									
100 Personnel Services-Salaries	0.00	0.00	0.00	0.00	2,859.98	2,859.98	0.00	-2,859.98	-2,859.98
Function - 3300 COMMUNITY SERVICES OPER	\$0.00	\$0.00	\$0.00	\$0.00	\$2,859.98	\$2,859.98	\$0.00	(\$2,859.98)	(\$2,859.98)
Project - 377 Maternity Leave	\$0.00	\$0.00	\$0.00	\$0.00	\$67,687.10	\$67,687.10	\$0.00	(\$67,687.10)	(\$67,687.10)
Project - 385 CNP STATE MATCH FUNDS									
Function - 3100 Child Nutrition Programs Oper.									
500 Other Purchased Services	0.00	12,000.00	0.00	44,008.16	44,008.16	44,008.16	-44,008.16	-32,008.16	-44,008.16
Function - 3100 Child Nutrition Programs Oper.	\$0.00	\$12,000.00	\$0.00	\$44,008.16	\$44,008.16	\$44,008.16	(\$44,008.16)	(\$32,008.16)	(\$44,008.16)
Project - 385 CNP STATE MATCH FUNDS	\$0.00	\$12,000.00	\$0.00	\$44,008.16	\$44,008.16	\$44,008.16	(\$44,008.16)	(\$32,008.16)	(\$44,008.16)
Project - 388 ALTERNATIVE EDUCATION GRANTS									
Function - 1000 INSTRUCTION									
100 Personnel Services-Salaries	108,461.73	131,662.11	21,923.89	121,951.15	121,951.15	121,951.15	-13,489.42	9,710.96	-100,027.26

Enid Public Schools Budget Yearly Comparison

Options: Year: 2025-2026, Date Range: 7/1/2025 - 6/30/2026, Classification Bolding: D

Classification	-----2025-2026-----			-----2024-2025-----			-----Difference-----		
	Appr.	Enc.	Paid	Appr.	Enc.	Paid	Appr.	Enc.	Paid
200 Personnel Serv.-Employee Benef.	0.00	30,589.48	5,116.99	28,658.38	28,658.38	28,658.38	-28,658.38	1,931.10	-23,541.39
Function - 1000 INSTRUCTION									
	\$108,461.73	\$162,251.59	\$27,040.88	\$150,609.53	\$150,609.53	\$150,609.53	(\$42,147.80)	\$11,642.06	(\$123,568.65)
Project - 388 ALTERNATIVE EDUCATION GRANTS									
	\$108,461.73	\$162,251.59	\$27,040.88	\$150,609.53	\$150,609.53	\$150,609.53	(\$42,147.80)	\$11,642.06	(\$123,568.65)
Project - 411 COMPREHENSIVE SECONDARY PROG.									
Function - 1000 INSTRUCTION									
100 Personnel Services-Salaries	25,920.00	21,160.22	9,923.88	25,920.00	25,825.65	25,825.65	0.00	-4,665.43	-15,901.77
200 Personnel Serv.-Employee Benef.	0.00	4,759.43	2,297.82	0.00	94.35	94.35	0.00	4,665.08	2,203.47
Function - 1000 INSTRUCTION									
	\$25,920.00	\$25,919.65	\$12,221.70	\$25,920.00	\$25,920.00	\$25,920.00	\$0.00	(\$0.35)	(\$13,698.30)
Project - 411 COMPREHENSIVE SECONDARY PROG.									
	\$25,920.00	\$25,919.65	\$12,221.70	\$25,920.00	\$25,920.00	\$25,920.00	\$0.00	(\$0.35)	(\$13,698.30)
Project - 412 VOC.PROG.INCENTIVE ASST.GRANTS									
Function - 1000 INSTRUCTION									
300 Purchased Profess.& Tech.Serv.	0.00	215.00	0.00	0.00	0.00	0.00	0.00	215.00	0.00
600 Supplies & Materials	78,000.00	16,221.20	13,404.38	81,107.10	34,349.38	34,349.38	-3,107.10	-18,128.18	-20,945.00
700 Property	0.00	0.00	0.00	0.00	30,554.59	30,554.59	0.00	-30,554.59	-30,554.59
800 Other Objects	0.00	1,655.00	1,405.00	0.00	2,568.00	2,568.00	0.00	-913.00	-1,163.00
Function - 1000 INSTRUCTION									
	\$78,000.00	\$18,091.20	\$14,809.38	\$81,107.10	\$67,471.97	\$67,471.97	(\$3,107.10)	(\$49,380.77)	(\$52,662.59)
Function - 2200 Supp Svc-Instr Stf									
500 Other Purchased Services	0.00	1,963.18	876.75	0.00	4,364.38	4,364.38	0.00	-2,401.20	-3,487.63
800 Other Objects	0.00	4,048.00	2,948.00	0.00	5,848.00	5,848.00	0.00	-1,800.00	-2,900.00
Function - 2200 Supp Svc-Instr Stf									
	\$0.00	\$6,011.18	\$3,824.75	\$0.00	\$10,212.38	\$10,212.38	\$0.00	(\$4,201.20)	(\$6,387.63)
Project - 412 VOC.PROG.INCENTIVE ASST.GRANTS									
	\$78,000.00	\$24,102.38	\$18,634.13	\$81,107.10	\$77,684.35	\$77,684.35	(\$3,107.10)	(\$53,581.97)	(\$59,050.22)
Project - 421 CARL PERKINS SECONDARY									
Function - 1000 INSTRUCTION									
100 Personnel Services-Salaries	77,384.12	70,352.59	18,964.80	67,867.81	67,747.25	67,747.25	9,516.31	2,605.34	-48,782.45
200 Personnel Serv.-Employee Benef.	12,761.88	23,299.42	6,338.89	22,448.62	22,174.67	22,174.67	-9,686.74	1,124.75	-15,835.78
600 Supplies & Materials	0.00	0.00	0.00	16,883.57	13,091.11	13,091.11	-16,883.57	-13,091.11	-13,091.11
Function - 1000 INSTRUCTION									
	\$90,146.00	\$93,652.01	\$25,303.69	\$107,200.00	\$103,013.03	\$103,013.03	(\$17,054.00)	(\$9,361.02)	(\$77,709.34)
Project - 421 CARL PERKINS SECONDARY									
	\$90,146.00	\$93,652.01	\$25,303.69	\$107,200.00	\$103,013.03	\$103,013.03	(\$17,054.00)	(\$9,361.02)	(\$77,709.34)
Project - 424 CARL PERKINS SUPPLEMENT									
Function - 1000 INSTRUCTION									
600 Supplies & Materials	24,976.54	0.00	0.00	0.00	0.00	0.00	24,976.54	0.00	0.00

Enid Public Schools Budget Yearly Comparison

Options: Year: 2025-2026, Date Range: 7/1/2025 - 6/30/2026, Classification Bolding: D

Classification	-----2025-2026-----			-----2024-2025-----			-----Difference-----		
	Appr.	Enc.	Paid	Appr.	Enc.	Paid	Appr.	Enc.	Paid
Function - 1000 INSTRUCTION									
	\$24,976.54	\$0.00	\$0.00	\$0.00	\$0.00	\$0.00	\$24,976.54	\$0.00	\$0.00
Project - 424 CARL PERKINS SUPPLEMENT									
	\$24,976.54	\$0.00	\$0.00	\$0.00	\$0.00	\$0.00	\$24,976.54	\$0.00	\$0.00
Project - 456 JOB TRAINING-OJT									
Function - 3100 Child Nutrition Programs Oper.									
100 Personnel Services-Salaries	0.00	4,268.44	4,268.44	0.00	27,254.60	27,254.60	0.00	-22,986.16	-22,986.16
Function - 3100 Child Nutrition Programs Oper.									
	\$0.00	\$4,268.44	\$4,268.44	\$0.00	\$27,254.60	\$27,254.60	\$0.00	(\$22,986.16)	(\$22,986.16)
Project - 456 JOB TRAINING-OJT									
	\$0.00	\$4,268.44	\$4,268.44	\$0.00	\$27,254.60	\$27,254.60	\$0.00	(\$22,986.16)	(\$22,986.16)
Project - 511 PART A. BASIC PROGRAM									
Function - 1000 INSTRUCTION									
100 Personnel Services-Salaries	56,352.00	868,174.35	151,382.59	1,019,255.35	894,433.32	894,433.32	-962,903.35	-26,258.97	-743,050.73
200 Personnel Serv.-Employee Benef.	11,278.00	254,652.39	42,744.89	289,829.79	254,325.61	254,325.61	-278,551.79	326.78	-211,580.72
500 Other Purchased Services	0.00	125.00	125.00	0.00	0.00	0.00	0.00	125.00	125.00
600 Supplies & Materials	83,438.00	93,135.85	74,714.15	613,292.13	584,194.14	486,919.18	-529,854.13	-491,058.29	-412,205.03
800 Other Objects	0.00	3,781.62	19.62	0.00	0.00	0.00	0.00	3,781.62	19.62
Function - 1000 INSTRUCTION									
	\$151,068.00	\$1,219,869.21	\$268,986.25	\$1,922,377.27	\$1,732,953.07	\$1,635,678.11	(\$1,771,309.27)	(\$513,083.86)	(\$1,366,691.86)
Function - 2100 Supp Svcs-Students									
100 Personnel Services-Salaries	0.00	22,768.80	3,794.80	0.00	0.00	0.00	0.00	22,768.80	3,794.80
200 Personnel Serv.-Employee Benef.	0.00	7,138.59	1,204.69	0.00	0.00	0.00	0.00	7,138.59	1,204.69
500 Other Purchased Services	4,836.00	1,510.00	437.00	2,449.86	900.00	900.00	2,386.14	610.00	-463.00
600 Supplies & Materials	45,558.34	34,475.89	6,536.97	78,638.98	64,481.32	64,481.32	-33,080.64	-30,005.43	-57,944.35
Function - 2100 Supp Svcs-Students									
	\$50,394.34	\$65,893.28	\$11,973.46	\$81,088.84	\$65,381.32	\$65,381.32	(\$30,694.50)	\$511.96	(\$53,407.86)
Function - 2200 Supp Svc-Instr Stf									
100 Personnel Services-Salaries	2,500.00	1,120.00	493.32	191,200.00	188,694.04	188,694.04	-188,700.00	-187,574.04	-188,200.72
200 Personnel Serv.-Employee Benef.	200.00	364.81	151.42	59,042.00	59,900.77	59,900.77	-58,842.00	-59,535.96	-59,749.35
300 Purchased Profess.& Tech.Serv.	19,235.00	9,000.00	3,000.00	32,280.00	8,845.00	8,845.00	-13,045.00	155.00	-5,845.00
500 Other Purchased Services	13,706.00	1,546.58	0.00	23,390.00	17,001.58	7,705.70	-9,684.00	-15,455.00	-7,705.70
600 Supplies & Materials	1,850.00	991.00	0.00	6,255.00	5,737.23	5,737.23	-4,405.00	-4,746.23	-5,737.23
800 Other Objects	30,447.00	2,205.87	130.00	73,552.70	38,564.99	21,771.99	-43,105.70	-36,359.12	-21,641.99
Function - 2200 Supp Svc-Instr Stf									
	\$67,938.00	\$15,228.26	\$3,774.74	\$385,719.70	\$318,743.61	\$292,654.73	(\$317,781.70)	(\$303,515.35)	(\$288,879.99)
Function - 2300 Support Serv.-General Adm.									
100 Personnel Services-Salaries	0.00	65,257.39	21,752.48	69,896.79	65,738.03	65,738.03	-69,896.79	-480.64	-43,985.55
200 Personnel Serv.-Employee Benef.	0.00	20,861.24	6,953.54	21,103.21	21,103.21	21,103.21	-21,103.21	-241.97	-14,149.67
Function - 2300 Support Serv.-General Adm.									
	\$0.00	\$86,118.63	\$28,706.02	\$91,000.00	\$86,841.24	\$86,841.24	(\$91,000.00)	(\$722.61)	(\$58,135.22)

Enid Public Schools Budget Yearly Comparison

Options: Year: 2025-2026, Date Range: 7/1/2025 - 6/30/2026, Classification Bolding: D

Classification	-----2025-2026-----			-----2024-2025-----			-----Difference-----		
	Appr.	Enc.	Paid	Appr.	Enc.	Paid	Appr.	Enc.	Paid
Function - 2500 Support Services--Business									
300 Purchased Profess.& Tech.Serv.	1,098.00	0.00	0.00	0.00	0.00	0.00	1,098.00	0.00	0.00
500 Other Purchased Services	13,445.00	2,144.86	284.86	5,050.01	3,370.21	1,452.93	8,394.99	-1,225.35	-1,168.07
600 Supplies & Materials	0.00	0.00	0.00	2,040.00	2,040.00	2,040.00	-2,040.00	-2,040.00	-2,040.00
800 Other Objects	16,154.00	2,813.00	165.00	11,467.30	11,331.40	11,331.40	4,686.70	-8,518.40	-11,166.40
Function - 2500 Support Services--Business	\$30,697.00	\$4,957.86	\$449.86	\$18,557.31	\$16,741.61	\$14,824.33	\$12,139.69	(\$11,783.75)	(\$14,374.47)
Function - 2700 Student Transportation Serv.									
100 Personnel Services-Salaries	0.00	0.00	0.00	13,000.00	9,261.60	9,261.60	-13,000.00	-9,261.60	-9,261.60
200 Personnel Serv.-Employee Benef.	0.00	0.00	0.00	2,400.00	2,289.77	2,289.77	-2,400.00	-2,289.77	-2,289.77
Function - 2700 Student Transportation Serv.	\$0.00	\$0.00	\$0.00	\$15,400.00	\$11,551.37	\$11,551.37	(\$15,400.00)	(\$11,551.37)	(\$11,551.37)
Function - 5400 INDIR.COST ENTITL.(FED.& CNP)									
900 Other Uses of Funds	60,804.81	0.00	0.00	61,507.38	0.00	0.00	-702.57	0.00	0.00
Function - 5400 INDIR.COST ENTITL.(FED.& CNP)	\$60,804.81	\$0.00	\$0.00	\$61,507.38	\$0.00	\$0.00	(\$702.57)	\$0.00	\$0.00
Function - 5500 PRIVATE, NONPROFIT SCHOOLS									
600 Supplies & Materials	0.00	0.00	0.00	27,484.32	19,072.68	19,072.68	-27,484.32	-19,072.68	-19,072.68
Function - 5500 PRIVATE, NONPROFIT SCHOOLS	\$0.00	\$0.00	\$0.00	\$27,484.32	\$19,072.68	\$19,072.68	(\$27,484.32)	(\$19,072.68)	(\$19,072.68)
Project - 511 PART A. BASIC PROGRAM	\$360,902.15	\$1,392,067.24	\$313,890.33	\$2,603,134.82	\$2,251,284.90	\$2,126,003.78	(\$2,242,232.67)	(\$859,217.66)	(\$1,812,113.45)
Project - 515 SCHOOL SUPPORT									
Function - 1000 INSTRUCTION									
100 Personnel Services-Salaries	0.00	0.00	0.00	31,240.00	1,870.00	1,870.00	-31,240.00	-1,870.00	-1,870.00
200 Personnel Serv.-Employee Benef.	0.00	0.00	0.00	100.00	492.08	492.08	-100.00	-492.08	-492.08
300 Purchased Profess.& Tech.Serv.	0.00	0.00	0.00	91,000.00	114.32	114.32	-91,000.00	-114.32	-114.32
500 Other Purchased Services	0.00	0.00	0.00	0.00	129,445.00	129,445.00	0.00	-129,445.00	-129,445.00
600 Supplies & Materials	257,280.89	48,016.99	28,556.99	167,850.56	36,149.68	36,149.68	89,430.33	11,867.31	-7,592.69
800 Other Objects	0.00	2,000.00	2,000.00	0.00	0.00	0.00	0.00	2,000.00	2,000.00
Function - 1000 INSTRUCTION	\$257,280.89	\$50,016.99	\$30,556.99	\$290,190.56	\$168,071.08	\$168,071.08	(\$32,909.67)	(\$118,054.09)	(\$137,514.09)
Function - 2100 Supp Svcs-Students									
600 Supplies & Materials	0.00	8,787.36	8,764.54	0.00	0.00	0.00	0.00	8,787.36	8,764.54
Function - 2100 Supp Svcs-Students	\$0.00	\$8,787.36	\$8,764.54	\$0.00	\$0.00	\$0.00	\$0.00	\$8,787.36	\$8,764.54
Function - 2200 Supp Svc-Instr Stf									
100 Personnel Services-Salaries	0.00	280.00	280.00	28,350.00	4,140.00	4,140.00	-28,350.00	-3,860.00	-3,860.00
200 Personnel Serv.-Employee Benef.	0.00	70.92	70.92	9,450.00	1,071.01	1,071.01	-9,450.00	-1,000.09	-1,000.09
300 Purchased Profess.& Tech.Serv.	0.00	68,755.50	44,298.45	103,260.00	5,420.00	5,420.00	-103,260.00	63,335.50	38,878.45
500 Other Purchased Services	0.00	0.00	0.00	0.00	4,737.33	2,858.16	0.00	-4,737.33	-2,858.16

Enid Public Schools Budget Yearly Comparison

Options: Year: 2025-2026, Date Range: 7/1/2025 - 6/30/2026, Classification Bolding: D

Classification	-----2025-2026-----			-----2024-2025-----			-----Difference-----		
	Appr.	Enc.	Paid	Appr.	Enc.	Paid	Appr.	Enc.	Paid
600 Supplies & Materials	0.00	5,965.85	5,965.85	14,975.38	3,407.74	3,407.74	-14,975.38	2,558.11	2,558.11
800 Other Objects	0.00	0.00	0.00	0.00	2,516.40	2,516.40	0.00	-2,516.40	-2,516.40
Function - 2200 Supp Svc-Instr Stf	\$0.00	\$75,072.27	\$50,615.22	\$156,035.38	\$21,292.48	\$19,413.31	(\$156,035.38)	\$53,779.79	\$31,201.91
Function - 2500 Support Services--Business									
100 Personnel Services-Salaries	0.00	0.00	0.00	3,375.00	2,537.50	2,537.50	-3,375.00	-2,537.50	-2,537.50
200 Personnel Serv.-Employee Benef.	0.00	0.00	0.00	1,125.00	657.77	657.77	-1,125.00	-657.77	-657.77
500 Other Purchased Services	0.00	0.00	0.00	0.00	5,386.22	1,012.72	0.00	-5,386.22	-1,012.72
Function - 2500 Support Services--Business	\$0.00	\$0.00	\$0.00	\$4,500.00	\$8,581.49	\$4,207.99	(\$4,500.00)	(\$8,581.49)	(\$4,207.99)
Function - 2700 Student Transportation Serv.									
100 Personnel Services-Salaries	0.00	0.00	0.00	3,375.00	0.00	0.00	-3,375.00	0.00	0.00
200 Personnel Serv.-Employee Benef.	0.00	0.00	0.00	1,125.00	0.00	0.00	-1,125.00	0.00	0.00
Function - 2700 Student Transportation Serv.	\$0.00	\$0.00	\$0.00	\$4,500.00	\$0.00	\$0.00	(\$4,500.00)	\$0.00	\$0.00
Project - 515 SCHOOL SUPPORT	\$257,280.89	\$133,876.62	\$89,936.75	\$455,225.94	\$197,945.05	\$191,692.38	(\$197,945.05)	(\$64,068.43)	(\$101,755.63)
Project - 532 PART D,SUBPART2, LOCAL DELIN									
Function - 1000 INSTRUCTION									
600 Supplies & Materials	15,938.51	0.00	0.00	18,399.11	18,399.11	18,399.11	-2,460.60	-18,399.11	-18,399.11
Function - 1000 INSTRUCTION	\$15,938.51	\$0.00	\$0.00	\$18,399.11	\$18,399.11	\$18,399.11	(\$2,460.60)	(\$18,399.11)	(\$18,399.11)
Function - 5400 INDIR.COST ENTITL.(FED.& CNP)									
100 Personnel Services-Salaries	374.56	0.00	0.00	0.00	0.00	0.00	374.56	0.00	0.00
Function - 5400 INDIR.COST ENTITL.(FED.& CNP)	\$374.56	\$0.00	\$0.00	\$0.00	\$0.00	\$0.00	\$374.56	\$0.00	\$0.00
Project - 532 PART D,SUBPART2, LOCAL DELIN	\$16,313.07	\$0.00	\$0.00	\$18,399.11	\$18,399.11	\$18,399.11	(\$2,086.04)	(\$18,399.11)	(\$18,399.11)
Project - 541 SUPPORTING EFFECTIVE INSTRUCTION									
Function - 1000 INSTRUCTION									
100 Personnel Services-Salaries	350,000.00	0.00	0.00	0.00	0.00	0.00	350,000.00	0.00	0.00
200 Personnel Serv.-Employee Benef.	115,000.00	0.00	0.00	0.00	0.00	0.00	115,000.00	0.00	0.00
Function - 1000 INSTRUCTION	\$465,000.00	\$0.00	\$0.00	\$0.00	\$0.00	\$0.00	\$465,000.00	\$0.00	\$0.00
Function - 2200 Supp Svc-Instr Stf									
100 Personnel Services-Salaries	2,000.00	348,875.64	58,977.94	280,000.00	166,642.37	166,642.37	-278,000.00	182,233.27	-107,664.43
200 Personnel Serv.-Employee Benef.	2,260.83	109,777.21	18,606.33	90,000.00	54,401.16	54,401.16	-87,739.17	55,376.05	-35,794.83
300 Purchased Profess.& Tech.Serv.	5,000.00	4,000.00	4,000.00	14,500.00	28,700.00	28,700.00	-9,500.00	-24,700.00	-24,700.00
500 Other Purchased Services	6,000.00	0.00	0.00	9,351.94	1,055.39	1,055.39	-3,351.94	-1,055.39	-1,055.39
600 Supplies & Materials	0.00	0.00	0.00	5,000.00	5,792.38	5,792.38	-5,000.00	-5,792.38	-5,792.38
800 Other Objects	2,000.00	0.00	0.00	8,000.00	0.00	0.00	-6,000.00	0.00	0.00

Enid Public Schools Budget Yearly Comparison

Options: Year: 2025-2026, Date Range: 7/1/2025 - 6/30/2026, Classification Bolding: D

Classification	-----2025-2026-----			-----2024-2025-----			-----Difference-----		
	Appr.	Enc.	Paid	Appr.	Enc.	Paid	Appr.	Enc.	Paid
Function - 2200 Supp Svc-Instr Stf	\$17,260.83	\$462,652.85	\$81,584.27	\$406,851.94	\$256,591.30	\$256,591.30	(\$389,591.11)	\$206,061.55	(\$175,007.03)
Function - 2500 Support Services--Business									
100 Personnel Services-Salaries	0.00	0.00	0.00	2,000.00	0.00	0.00	-2,000.00	0.00	0.00
200 Personnel Serv.-Employee Benef.	0.00	0.00	0.00	1,000.00	0.00	0.00	-1,000.00	0.00	0.00
500 Other Purchased Services	2,459.75	0.00	0.00	2,888.24	495.11	495.11	-428.49	-495.11	-495.11
800 Other Objects	3,702.40	450.00	0.00	2,500.00	2,609.00	2,609.00	1,202.40	-2,159.00	-2,609.00
Function - 2500 Support Services--Business	\$6,162.15	\$450.00	\$0.00	\$8,388.24	\$3,104.11	\$3,104.11	(\$2,226.09)	(\$2,654.11)	(\$3,104.11)
Function - 5400 INDIR.COST ENTITL.(FED.& CNP)									
100 Personnel Services-Salaries	12,793.66	0.00	0.00	10,898.43	0.00	0.00	1,895.23	0.00	0.00
Function - 5400 INDIR.COST ENTITL.(FED.& CNP)	\$12,793.66	\$0.00	\$0.00	\$10,898.43	\$0.00	\$0.00	\$1,895.23	\$0.00	\$0.00
Function - 5500 PRIVATE, NONPROFIT SCHOOLS									
300 Purchased Profess.& Tech.Serv.	300.00	0.00	0.00	0.00	3,500.00	0.00	300.00	-3,500.00	0.00
500 Other Purchased Services	26,086.42	2,403.00	0.00	23,500.00	4,344.39	1,649.11	2,586.42	-1,941.39	-1,649.11
600 Supplies & Materials	1,363.97	0.00	0.00	1,960.00	0.00	0.00	-596.03	0.00	0.00
800 Other Objects	28,237.85	1,800.00	0.00	9,648.06	11,821.20	8,132.20	18,589.79	-10,021.20	-8,132.20
Function - 5500 PRIVATE, NONPROFIT SCHOOLS	\$55,988.24	\$4,203.00	\$0.00	\$35,108.06	\$19,665.59	\$9,781.31	\$20,880.18	(\$15,462.59)	(\$9,781.31)
Project - 541 SUPPORTING EFFECTIVE INSTRUCTION	\$557,204.88	\$467,305.85	\$81,584.27	\$461,246.67	\$279,361.00	\$269,476.72	\$95,958.21	\$187,944.85	(\$187,892.45)
Project - 552 Part A Student Support & Academic Formula Grant									
Function - 1000 INSTRUCTION									
100 Personnel Services-Salaries	123,288.73	108,908.67	18,435.31	67,420.36	67,598.11	67,598.11	55,868.37	41,310.56	-49,162.80
200 Personnel Serv.-Employee Benef.	21,622.06	18,760.58	3,178.38	9,984.37	10,914.27	10,914.27	11,637.69	7,846.31	-7,735.89
600 Supplies & Materials	21,130.19	0.00	0.00	33,871.65	0.00	0.00	-12,741.46	0.00	0.00
Function - 1000 INSTRUCTION	\$166,040.98	\$127,669.25	\$21,613.69	\$111,276.38	\$78,512.38	\$78,512.38	\$54,764.60	\$49,156.87	(\$56,898.69)
Function - 2100 Supp Svcs-Students									
100 Personnel Services-Salaries	56,086.84	69,513.18	11,585.53	0.00	0.00	0.00	56,086.84	69,513.18	11,585.53
200 Personnel Serv.-Employee Benef.	19,150.46	22,331.14	3,721.86	0.00	0.00	0.00	19,150.46	22,331.14	3,721.86
600 Supplies & Materials	0.00	0.00	0.00	9,873.64	3,055.64	3,055.64	-9,873.64	-3,055.64	-3,055.64
Function - 2100 Supp Svcs-Students	\$75,237.30	\$91,844.32	\$15,307.39	\$9,873.64	\$3,055.64	\$3,055.64	\$65,363.66	\$88,788.68	\$12,251.75
Function - 2200 Supp Svc-Instr Stf									
100 Personnel Services-Salaries	0.00	5,866.60	5,866.60	62,000.02	26,418.35	26,418.35	-62,000.02	-20,551.75	-20,551.75
200 Personnel Serv.-Employee Benef.	0.00	1,530.69	1,530.69	19,285.41	8,340.36	8,340.36	-19,285.41	-6,809.67	-6,809.67
500 Other Purchased Services	0.00	0.00	0.00	4,310.46	0.00	0.00	-4,310.46	0.00	0.00
600 Supplies & Materials	2,616.81	0.00	0.00	4,552.87	0.00	0.00	-1,936.06	0.00	0.00
800 Other Objects	0.00	0.00	0.00	3,000.00	0.00	0.00	-3,000.00	0.00	0.00

Enid Public Schools Budget Yearly Comparison

Options: Year: 2025-2026, Date Range: 7/1/2025 - 6/30/2026, Classification Bolding: D

Classification	-----2025-2026-----			-----2024-2025-----			-----Difference-----		
	Appr.	Enc.	Paid	Appr.	Enc.	Paid	Appr.	Enc.	Paid
Function - 2200 Supp Svc-Instr Stf	\$2,616.81	\$7,397.29	\$7,397.29	\$93,148.76	\$34,758.71	\$34,758.71	(\$90,531.95)	(\$27,361.42)	(\$27,361.42)
Function - 2500 Support Services--Business									
500 Other Purchased Services	0.00	0.00	0.00	4,310.46	0.00	0.00	-4,310.46	0.00	0.00
800 Other Objects	0.00	0.00	0.00	3,000.00	0.00	0.00	-3,000.00	0.00	0.00
Function - 2500 Support Services--Business	\$0.00	\$0.00	\$0.00	\$7,310.46	\$0.00	\$0.00	(\$7,310.46)	\$0.00	\$0.00
Function - 5400 INDIR.COST ENTITL.(FED.& CNP)									
100 Personnel Services-Salaries	6,149.50	0.00	0.00	5,508.97	0.00	0.00	640.53	0.00	0.00
Function - 5400 INDIR.COST ENTITL.(FED.& CNP)	\$6,149.50	\$0.00	\$0.00	\$5,508.97	\$0.00	\$0.00	\$640.53	\$0.00	\$0.00
Function - 5500 PRIVATE, NONPROFIT SCHOOLS									
600 Supplies & Materials	17,785.57	0.00	0.00	6,034.11	1,180.92	1,180.92	11,751.46	-1,180.92	-1,180.92
800 Other Objects	0.00	395.00	0.00	0.00	0.00	0.00	0.00	395.00	0.00
Function - 5500 PRIVATE, NONPROFIT SCHOOLS	\$17,785.57	\$395.00	\$0.00	\$6,034.11	\$1,180.92	\$1,180.92	\$11,751.46	(\$785.92)	(\$1,180.92)
Project - 552 Part A Student Support & Academic Formula Grant	\$267,830.16	\$227,305.86	\$44,318.37	\$233,152.32	\$117,507.65	\$117,507.65	\$34,677.84	\$109,798.21	(\$73,189.28)
Project - 561 T-VI PART A, INDIAN EDUC									
Function - 1000 INSTRUCTION									
100 Personnel Services-Salaries	0.00	0.00	0.00	23,000.00	23,407.71	23,407.71	-23,000.00	-23,407.71	-23,407.71
200 Personnel Serv.-Employee Benef.	0.00	0.00	0.00	7,100.00	7,326.42	7,326.42	-7,100.00	-7,326.42	-7,326.42
600 Supplies & Materials	36,688.00	0.00	0.00	7,922.00	7,287.87	7,287.87	28,766.00	-7,287.87	-7,287.87
Function - 1000 INSTRUCTION	\$36,688.00	\$0.00	\$0.00	\$38,022.00	\$38,022.00	\$38,022.00	(\$1,334.00)	(\$38,022.00)	(\$38,022.00)
Project - 561 T-VI PART A, INDIAN EDUC	\$36,688.00	\$0.00	\$0.00	\$38,022.00	\$38,022.00	\$38,022.00	(\$1,334.00)	(\$38,022.00)	(\$38,022.00)
Project - 571 T-III PART A, IMMIGRANT ED									
Function - 1000 INSTRUCTION									
600 Supplies & Materials	13,000.00	0.00	0.00	12,414.24	6,996.77	6,996.77	585.76	-6,996.77	-6,996.77
Function - 1000 INSTRUCTION	\$13,000.00	\$0.00	\$0.00	\$12,414.24	\$6,996.77	\$6,996.77	\$585.76	(\$6,996.77)	(\$6,996.77)
Function - 2100 Supp Svcs-Students									
600 Supplies & Materials	2,354.53	0.00	0.00	500.00	0.00	0.00	1,854.53	0.00	0.00
Function - 2100 Supp Svcs-Students	\$2,354.53	\$0.00	\$0.00	\$500.00	\$0.00	\$0.00	\$1,854.53	\$0.00	\$0.00
Function - 5400 INDIR.COST ENTITL.(FED.& CNP)									
100 Personnel Services-Salaries	360.83	0.00	0.00	312.52	0.00	0.00	48.31	0.00	0.00
Function - 5400 INDIR.COST ENTITL.(FED.& CNP)	\$360.83	\$0.00	\$0.00	\$312.52	\$0.00	\$0.00	\$48.31	\$0.00	\$0.00

Enid Public Schools Budget Yearly Comparison

Options: Year: 2025-2026, Date Range: 7/1/2025 - 6/30/2026, Classification Bolding: D

Classification	-----2025-2026-----			-----2024-2025-----			-----Difference-----		
	Appr.	Enc.	Paid	Appr.	Enc.	Paid	Appr.	Enc.	Paid
Project - 571 T-III PART A, IMMIGRANT ED	\$15,715.36	\$0.00	\$0.00	\$13,226.76	\$6,996.77	\$6,996.77	\$2,488.60	(\$6,996.77)	(\$6,996.77)
Project - 572 T-III PART A, ENG LANG ACQ									
Function - 1000 INSTRUCTION									
100 Personnel Services-Salaries	5,000.00	2,831.73	2,831.73	70,705.51	42,223.37	42,223.37	-65,705.51	-39,391.64	-39,391.64
200 Personnel Serv.-Employee Benef.	600.00	393.36	393.36	22,238.10	13,734.65	13,734.65	-21,638.10	-13,341.29	-13,341.29
600 Supplies & Materials	7,504.94	0.00	0.00	16,815.00	10,885.53	10,885.53	-9,310.06	-10,885.53	-10,885.53
Function - 1000 INSTRUCTION	\$13,104.94	\$3,225.09	\$3,225.09	\$109,758.61	\$66,843.55	\$66,843.55	(\$96,653.67)	(\$63,618.46)	(\$63,618.46)
Function - 2100 Supp Svcs-Students									
100 Personnel Services-Salaries	113,513.95	114,799.97	24,189.91	57,715.09	64,422.91	64,422.91	55,798.86	50,377.06	-40,233.00
200 Personnel Serv.-Employee Benef.	31,917.75	26,342.88	5,007.97	12,541.75	14,550.91	14,550.91	19,376.00	11,791.97	-9,542.94
600 Supplies & Materials	0.00	0.00	0.00	1,000.00	0.00	0.00	-1,000.00	0.00	0.00
Function - 2100 Supp Svcs-Students	\$145,431.70	\$141,142.85	\$29,197.88	\$71,256.84	\$78,973.82	\$78,973.82	\$74,174.86	\$62,169.03	(\$49,775.94)
Function - 2200 Supp Svc-Instr Stf									
100 Personnel Services-Salaries	18,695.04	18,695.04	6,231.69	18,527.01	18,543.93	18,543.93	168.03	151.11	-12,312.24
200 Personnel Serv.-Employee Benef.	5,919.04	5,919.04	1,972.96	5,892.64	5,949.60	5,949.60	26.40	-30.56	-3,976.64
300 Purchased Profess.& Tech.Serv.	0.00	0.00	0.00	2,500.00	0.00	0.00	-2,500.00	0.00	0.00
500 Other Purchased Services	0.00	0.00	0.00	3,000.00	0.00	0.00	-3,000.00	0.00	0.00
800 Other Objects	0.00	0.00	0.00	3,000.00	560.00	0.00	-3,000.00	-560.00	0.00
Function - 2200 Supp Svc-Instr Stf	\$24,614.08	\$24,614.08	\$8,204.65	\$32,919.65	\$25,053.53	\$24,493.53	(\$8,305.57)	(\$439.45)	(\$16,288.88)
Function - 5400 INDIR.COST ENTITL.(FED.& CNP)									
100 Personnel Services-Salaries	4,304.04	0.00	0.00	5,177.23	0.00	0.00	-873.19	0.00	0.00
Function - 5400 INDIR.COST ENTITL.(FED.& CNP)	\$4,304.04	\$0.00	\$0.00	\$5,177.23	\$0.00	\$0.00	(\$873.19)	\$0.00	\$0.00
Project - 572 T-III PART A, ENG LANG ACQ	\$187,454.76	\$168,982.02	\$40,627.62	\$219,112.33	\$170,870.90	\$170,310.90	(\$31,657.57)	(\$1,888.88)	(\$129,683.28)
Project - 587 SUBPART 2, RURAL & LOW INCO									
Function - 1000 INSTRUCTION									
100 Personnel Services-Salaries	59,519.49	0.00	0.00	5,000.00	154.00	154.00	54,519.49	-154.00	-154.00
200 Personnel Serv.-Employee Benef.	17,657.36	0.00	0.00	5,000.00	40.43	40.43	12,657.36	-40.43	-40.43
600 Supplies & Materials	0.00	0.00	0.00	16,223.33	0.00	0.00	-16,223.33	0.00	0.00
Function - 1000 INSTRUCTION	\$77,176.85	\$0.00	\$0.00	\$26,223.33	\$194.43	\$194.43	\$50,953.52	(\$194.43)	(\$194.43)
Function - 2100 Supp Svcs-Students									
100 Personnel Services-Salaries	0.00	0.00	0.00	25,039.39	30,874.02	30,874.02	-25,039.39	-30,874.02	-30,874.02
200 Personnel Serv.-Employee Benef.	0.00	0.00	0.00	6,670.19	7,429.74	7,429.74	-6,670.19	-7,429.74	-7,429.74
500 Other Purchased Services	0.00	0.00	0.00	2,000.00	0.00	0.00	-2,000.00	0.00	0.00

Enid Public Schools Budget Yearly Comparison

Options: Year: 2025-2026, Date Range: 7/1/2025 - 6/30/2026, Classification Bolding: D

Classification	-----2025-2026-----			-----2024-2025-----			-----Difference-----		
	Appr.	Enc.	Paid	Appr.	Enc.	Paid	Appr.	Enc.	Paid
Function - 2100 Supp Svcs-Students	\$0.00	\$0.00	\$0.00	\$33,709.58	\$38,303.76	\$38,303.76	(\$33,709.58)	(\$38,303.76)	(\$38,303.76)
Function - 2200 Supp Svc-Instr Stf									
100 Personnel Services-Salaries	0.00	57,243.72	10,802.27	108,906.75	42,573.16	42,573.16	-108,906.75	14,670.56	-31,770.89
200 Personnel Serv.-Employee Benef.	0.00	17,657.36	3,378.36	36,537.31	13,782.61	13,782.61	-36,537.31	3,874.75	-10,404.25
300 Purchased Profess.& Tech.Serv.	86,750.00	88,250.00	17,000.00	25,000.00	0.00	0.00	61,750.00	88,250.00	17,000.00
500 Other Purchased Services	0.00	0.00	0.00	10,000.00	0.00	0.00	-10,000.00	0.00	0.00
600 Supplies & Materials	0.00	0.00	0.00	3,000.00	0.00	0.00	-3,000.00	0.00	0.00
800 Other Objects	0.00	0.00	0.00	5,000.00	1,000.00	0.00	-5,000.00	-1,000.00	0.00
Function - 2200 Supp Svc-Instr Stf	\$86,750.00	\$163,151.08	\$31,180.63	\$188,444.06	\$57,355.77	\$56,355.77	(\$101,694.06)	\$105,795.31	(\$25,175.14)
Function - 2500 Support Services--Business									
100 Personnel Services-Salaries	0.00	0.00	0.00	5,000.00	0.00	0.00	-5,000.00	0.00	0.00
200 Personnel Serv.-Employee Benef.	0.00	0.00	0.00	2,500.00	0.00	0.00	-2,500.00	0.00	0.00
Function - 2500 Support Services--Business	\$0.00	\$0.00	\$0.00	\$7,500.00	\$0.00	\$0.00	(\$7,500.00)	\$0.00	\$0.00
Function - 5400 INDIR.COST ENTITL.(FED.& CNP)									
100 Personnel Services-Salaries	0.00	0.00	0.00	6,192.22	0.00	0.00	-6,192.22	0.00	0.00
Function - 5400 INDIR.COST ENTITL.(FED.& CNP)	\$0.00	\$0.00	\$0.00	\$6,192.22	\$0.00	\$0.00	(\$6,192.22)	\$0.00	\$0.00
Project - 587 SUBPART 2, RURAL & LOW INCO	\$163,926.85	\$163,151.08	\$31,180.63	\$262,069.19	\$95,853.96	\$94,853.96	(\$98,142.34)	\$67,297.12	(\$63,673.33)
Project - 613 Special Education Staff Development									
Function - 2200 Supp Svc-Instr Stf									
500 Other Purchased Services	0.00	0.00	0.00	0.00	344.06	344.06	0.00	-344.06	-344.06
800 Other Objects	0.00	975.00	975.00	0.00	2,775.00	2,775.00	0.00	-1,800.00	-1,800.00
Function - 2200 Supp Svc-Instr Stf	\$0.00	\$975.00	\$975.00	\$0.00	\$3,119.06	\$3,119.06	\$0.00	(\$2,144.06)	(\$2,144.06)
Function - 2500 Support Services--Business									
500 Other Purchased Services	0.00	0.00	0.00	0.00	316.49	316.49	0.00	-316.49	-316.49
800 Other Objects	0.00	0.00	0.00	0.00	1,035.00	1,035.00	0.00	-1,035.00	-1,035.00
Function - 2500 Support Services--Business	\$0.00	\$0.00	\$0.00	\$0.00	\$1,351.49	\$1,351.49	\$0.00	(\$1,351.49)	(\$1,351.49)
Project - 613 Special Education Staff Development	\$0.00	\$975.00	\$975.00	\$0.00	\$4,470.55	\$4,470.55	\$0.00	(\$3,495.55)	(\$3,495.55)
Project - 615 Engage/Develop Monitoring Mini Grant									
Function - 1000 INSTRUCTION									
600 Supplies & Materials	0.00	0.00	0.00	1,788.67	1,112.52	1,112.52	-1,788.67	-1,112.52	-1,112.52
Function - 1000 INSTRUCTION	\$0.00	\$0.00	\$0.00	\$1,788.67	\$1,112.52	\$1,112.52	(\$1,788.67)	(\$1,112.52)	(\$1,112.52)
Function - 2100 Supp Svcs-Students									

Enid Public Schools Budget Yearly Comparison

Options: Year: 2025-2026, Date Range: 7/1/2025 - 6/30/2026, Classification Bolding: D

Classification	-----2025-2026-----			-----2024-2025-----			-----Difference-----		
	Appr.	Enc.	Paid	Appr.	Enc.	Paid	Appr.	Enc.	Paid
800 Other Objects	0.00	2,632.00	0.00	0.00	0.00	0.00	0.00	2,632.00	0.00
Function - 2100 Supp Svcs-Students	\$0.00	\$2,632.00	\$0.00	\$0.00	\$0.00	\$0.00	\$0.00	\$2,632.00	\$0.00
Function - 2200 Supp Svc-Instr Stf									
800 Other Objects	0.00	0.00	0.00	3,990.00	4,540.00	4,540.00	-3,990.00	-4,540.00	-4,540.00
Function - 2200 Supp Svc-Instr Stf	\$0.00	\$0.00	\$0.00	\$3,990.00	\$4,540.00	\$4,540.00	(\$3,990.00)	(\$4,540.00)	(\$4,540.00)
Function - 2500 Support Services--Business									
800 Other Objects	0.00	639.13	639.13	0.00	0.00	0.00	0.00	639.13	639.13
Function - 2500 Support Services--Business	\$0.00	\$639.13	\$639.13	\$0.00	\$0.00	\$0.00	\$0.00	\$639.13	\$639.13
Function - 5400 INDIR.COST ENTITL.(FED.& CNP)									
900 Other Uses of Funds	0.00	0.00	0.00	123.48	0.00	0.00	-123.48	0.00	0.00
Function - 5400 INDIR.COST ENTITL.(FED.& CNP)	\$0.00	\$0.00	\$0.00	\$123.48	\$0.00	\$0.00	(\$123.48)	\$0.00	\$0.00
Project - 615 Engage/Develop Monitoring Mini Grant	\$0.00	\$3,271.13	\$639.13	\$5,902.15	\$5,652.52	\$5,652.52	(\$5,902.15)	(\$2,381.39)	(\$5,013.39)
Project - 618 Secondary Transition Services									
Function - 1000 INSTRUCTION									
600 Supplies & Materials	0.00	0.00	0.00	13,660.02	8,644.40	8,644.40	-13,660.02	-8,644.40	-8,644.40
Function - 1000 INSTRUCTION	\$0.00	\$0.00	\$0.00	\$13,660.02	\$8,644.40	\$8,644.40	(\$13,660.02)	(\$8,644.40)	(\$8,644.40)
Function - 5400 INDIR.COST ENTITL.(FED.& CNP)									
900 Other Uses of Funds	0.00	0.00	0.00	260.46	0.00	0.00	-260.46	0.00	0.00
Function - 5400 INDIR.COST ENTITL.(FED.& CNP)	\$0.00	\$0.00	\$0.00	\$260.46	\$0.00	\$0.00	(\$260.46)	\$0.00	\$0.00
Project - 618 Secondary Transition Services	\$0.00	\$0.00	\$0.00	\$13,920.48	\$8,644.40	\$8,644.40	(\$13,920.48)	(\$8,644.40)	(\$8,644.40)
Project - 621 FLOW THRU PL105-17 IDEA-PT.B									
Function - 1000 INSTRUCTION									
100 Personnel Services-Salaries	1,107,280.97	1,107,125.57	189,740.25	1,160,328.89	1,119,827.52	1,119,827.52	-53,047.92	-12,701.95	-930,087.27
200 Personnel Serv.-Employee Benef.	372,251.44	355,424.36	60,856.77	374,423.18	365,547.70	365,547.70	-2,171.74	-10,123.34	-304,690.93
Function - 1000 INSTRUCTION	\$1,479,532.41	\$1,462,549.93	\$250,597.02	\$1,534,752.07	\$1,485,375.22	\$1,485,375.22	(\$55,219.66)	(\$22,825.29)	(\$1,234,778.20)
Function - 2100 Supp Svcs-Students									
100 Personnel Services-Salaries	125,563.20	126,506.80	32,334.40	125,227.20	138,150.60	138,150.60	336.00	-11,643.80	-105,816.20
200 Personnel Serv.-Employee Benef.	43,056.24	43,293.55	11,001.37	42,960.99	46,789.93	46,789.93	95.25	-3,496.38	-35,788.56
300 Purchased Profess.& Tech.Serv.	38,731.56	38,731.56	38,731.56	60,387.45	60,387.45	60,387.45	-21,655.89	-21,655.89	-21,655.89
Function - 2100 Supp Svcs-Students	\$207,351.00	\$208,531.91	\$82,067.33	\$228,575.64	\$245,327.98	\$245,327.98	(\$21,224.64)	(\$36,796.07)	(\$163,260.65)

Enid Public Schools Budget Yearly Comparison

Options: Year: 2025-2026, Date Range: 7/1/2025 - 6/30/2026, Classification Bolding: D

Classification	-----2025-2026-----			-----2024-2025-----			-----Difference-----		
	Appr.	Enc.	Paid	Appr.	Enc.	Paid	Appr.	Enc.	Paid
Function - 5400 INDIR.COST ENTITL.(FED.& CNP)									
900 Other Uses of Funds	0.00	0.00	0.00	42,004.69	0.00	0.00	-42,004.69	0.00	0.00
Function - 5400 INDIR.COST ENTITL.(FED.& CNP)	\$0.00	\$0.00	\$0.00	\$42,004.69	\$0.00	\$0.00	(\$42,004.69)	\$0.00	\$0.00
Project - 621 FLOW THRU PL105-17 IDEA-PT.B	\$1,686,883.41	\$1,671,081.84	\$332,664.35	\$1,805,332.40	\$1,730,703.20	\$1,730,703.20	(\$118,448.99)	(\$59,621.36)	(\$1,398,038.85)
Project - 625 FLOW THRU IDEA-PT.B PRIVATE									
Function - 5400 INDIR.COST ENTITL.(FED.& CNP)									
900 Other Uses of Funds	271.91	0.00	0.00	324.63	0.00	0.00	-52.72	0.00	0.00
Function - 5400 INDIR.COST ENTITL.(FED.& CNP)	\$271.91	\$0.00	\$0.00	\$324.63	\$0.00	\$0.00	(\$52.72)	\$0.00	\$0.00
Function - 5500 PRIVATE, NONPROFIT SCHOOLS									
100 Personnel Services-Salaries	8,983.83	8,983.83	8,983.83	10,393.96	10,393.96	10,393.96	-1,410.13	-1,410.13	-1,410.13
200 Personnel Serv.-Employee Benef.	2,586.88	2,586.88	2,586.88	3,020.31	3,020.31	3,020.31	-433.43	-433.43	-433.43
Function - 5500 PRIVATE, NONPROFIT SCHOOLS	\$11,570.71	\$11,570.71	\$11,570.71	\$13,414.27	\$13,414.27	\$13,414.27	(\$1,843.56)	(\$1,843.56)	(\$1,843.56)
Project - 625 FLOW THRU IDEA-PT.B PRIVATE	\$11,842.62	\$11,570.71	\$11,570.71	\$13,738.90	\$13,414.27	\$13,414.27	(\$1,896.28)	(\$1,843.56)	(\$1,843.56)
Project - 641 PRESCHOOL,AGES 3-5 IDEA-PART B									
Function - 2100 Supp Svcs-Students									
100 Personnel Services-Salaries	30,175.00	30,168.02	11,273.68	36,644.16	36,644.16	36,644.16	-6,469.16	-6,476.14	-25,370.48
200 Personnel Serv.-Employee Benef.	9,938.74	9,023.27	3,612.77	8,967.61	8,967.61	8,967.61	971.13	55.66	-5,354.84
Function - 2100 Supp Svcs-Students	\$40,113.74	\$39,191.29	\$14,886.45	\$45,611.77	\$45,611.77	\$45,611.77	(\$5,498.03)	(\$6,420.48)	(\$30,725.32)
Function - 5400 INDIR.COST ENTITL.(FED.& CNP)									
900 Other Uses of Funds	0.00	0.00	0.00	1,022.36	0.00	0.00	-1,022.36	0.00	0.00
Function - 5400 INDIR.COST ENTITL.(FED.& CNP)	\$0.00	\$0.00	\$0.00	\$1,022.36	\$0.00	\$0.00	(\$1,022.36)	\$0.00	\$0.00
Project - 641 PRESCHOOL,AGES 3-5 IDEA-PART B	\$40,113.74	\$39,191.29	\$14,886.45	\$46,634.13	\$45,611.77	\$45,611.77	(\$6,520.39)	(\$6,420.48)	(\$30,725.32)
Project - 642 FLOW THRU,AGES 3-5 PRIVATE									
Function - 5400 INDIR.COST ENTITL.(FED.& CNP)									
900 Other Uses of Funds	0.00	0.00	0.00	7.82	0.00	0.00	-7.82	0.00	0.00
Function - 5400 INDIR.COST ENTITL.(FED.& CNP)	\$0.00	\$0.00	\$0.00	\$7.82	\$0.00	\$0.00	(\$7.82)	\$0.00	\$0.00
Function - 5500 PRIVATE, NONPROFIT SCHOOLS									
300 Purchased Profess.& Tech.Serv.	47.87	47.87	47.87	323.35	323.35	323.35	-275.48	-275.48	-275.48
Function - 5500 PRIVATE, NONPROFIT SCHOOLS	\$47.87	\$47.87	\$47.87	\$323.35	\$323.35	\$323.35	(\$275.48)	(\$275.48)	(\$275.48)

Enid Public Schools Budget Yearly Comparison

Options: Year: 2025-2026, Date Range: 7/1/2025 - 6/30/2026, Classification Bolding: D

Classification	-----2025-2026-----			-----2024-2025-----			-----Difference-----		
	Appr.	Enc.	Paid	Appr.	Enc.	Paid	Appr.	Enc.	Paid
Project - 642 FLOW THRU,AGES 3-5 PRIVATE	\$47.87	\$47.87	\$47.87	\$331.17	\$323.35	\$323.35	(\$283.30)	(\$275.48)	(\$275.48)
Project - 717 ESSER HIGH DOSAGE LITERACY TUTORING									
Function - 1000 INSTRUCTION									
600 Supplies & Materials	0.00	0.00	0.00	0.00	6,007.34	6,007.34	0.00	-6,007.34	-6,007.34
Function - 1000 INSTRUCTION	\$0.00	\$0.00	\$0.00	\$0.00	\$6,007.34	\$6,007.34	\$0.00	(\$6,007.34)	(\$6,007.34)
Project - 717 ESSER HIGH DOSAGE LITERACY TUTORING	\$0.00	\$0.00	\$0.00	\$0.00	\$6,007.34	\$6,007.34	\$0.00	(\$6,007.34)	(\$6,007.34)
Project - 722 AMERICAN RESCUE PLAN - COUNSELOR GRANT									
Function - 2200 Supp Svc-Instr Stf									
300 Purchased Profess.& Tech.Serv.	0.00	0.00	0.00	51,000.00	51,000.00	51,000.00	-51,000.00	-51,000.00	-51,000.00
Function - 2200 Supp Svc-Instr Stf	\$0.00	\$0.00	\$0.00	\$51,000.00	\$51,000.00	\$51,000.00	(\$51,000.00)	(\$51,000.00)	(\$51,000.00)
Project - 722 AMERICAN RESCUE PLAN - COUNSELOR GRANT	\$0.00	\$0.00	\$0.00	\$51,000.00	\$51,000.00	\$51,000.00	(\$51,000.00)	(\$51,000.00)	(\$51,000.00)
Project - 726 ARP ESSER III									
Function - 2200 Supp Svc-Instr Stf									
100 Personnel Services-Salaries	0.00	0.00	0.00	0.00	1,200.00	1,200.00	0.00	-1,200.00	-1,200.00
200 Personnel Serv.-Employee Benef.	0.00	0.00	0.00	0.00	92.00	92.00	0.00	-92.00	-92.00
Function - 2200 Supp Svc-Instr Stf	\$0.00	\$0.00	\$0.00	\$0.00	\$1,292.00	\$1,292.00	\$0.00	(\$1,292.00)	(\$1,292.00)
Function - 8100 RESTRICTED FUNDS									
800 Other Objects	0.00	646.00	646.00	0.00	0.00	0.00	0.00	646.00	646.00
Function - 8100 RESTRICTED FUNDS	\$0.00	\$646.00	\$646.00	\$0.00	\$0.00	\$0.00	\$0.00	\$646.00	\$646.00
Project - 726 ARP ESSER III	\$0.00	\$646.00	\$646.00	\$0.00	\$1,292.00	\$1,292.00	\$0.00	(\$646.00)	(\$646.00)
Project - 731 ADULT ED & LITERACY									
Function - 1000 INSTRUCTION									
100 Personnel Services-Salaries	70,200.00	11,390.91	11,390.91	74,989.62	74,977.12	74,977.12	-4,789.62	-63,586.21	-63,586.21
200 Personnel Serv.-Employee Benef.	17,425.72	2,541.34	2,541.34	17,275.72	17,244.83	17,244.83	150.00	-14,703.49	-14,703.49
300 Purchased Profess.& Tech.Serv.	0.00	0.00	0.00	0.00	228.64	228.64	0.00	-228.64	-228.64
600 Supplies & Materials	3,115.21	750.00	365.75	13,688.13	12,480.18	12,480.18	-10,572.92	-11,730.18	-12,114.43
Function - 1000 INSTRUCTION	\$90,740.93	\$14,682.25	\$14,298.00	\$105,953.47	\$104,930.77	\$104,930.77	(\$15,212.54)	(\$90,248.52)	(\$90,632.77)
Function - 2100 Supp Svcs-Students									
100 Personnel Services-Salaries	3,000.00	12,267.23	0.00	11,538.81	11,477.01	11,477.01	-8,538.81	790.22	-11,477.01
200 Personnel Serv.-Employee Benef.	750.00	4,291.65	0.00	3,803.24	3,794.51	3,794.51	-3,053.24	497.14	-3,794.51

Enid Public Schools Budget Yearly Comparison

Options: Year: 2025-2026, Date Range: 7/1/2025 - 6/30/2026, Classification Bolding: D

Classification	-----2025-2026-----			-----2024-2025-----			-----Difference-----		
	Appr.	Enc.	Paid	Appr.	Enc.	Paid	Appr.	Enc.	Paid
Function - 2100 Supp Svcs-Students	\$3,750.00	\$16,558.88	\$0.00	\$15,342.05	\$15,271.52	\$15,271.52	(\$11,592.05)	\$1,287.36	(\$15,271.52)
Function - 2200 Supp Svc-Instr Stf									
500 Other Purchased Services	1,000.00	0.00	0.00	0.00	0.00	0.00	1,000.00	0.00	0.00
800 Other Objects	1,000.00	0.00	0.00	0.00	200.00	200.00	1,000.00	-200.00	-200.00
Function - 2200 Supp Svc-Instr Stf	\$2,000.00	\$0.00	\$0.00	\$0.00	\$200.00	\$200.00	\$2,000.00	(\$200.00)	(\$200.00)
Function - 2300 Support Serv.-General Adm.									
100 Personnel Services-Salaries	750.00	750.00	0.00	750.00	750.00	750.00	0.00	0.00	-750.00
200 Personnel Serv.-Employee Benef.	250.00	253.98	0.00	250.00	250.00	250.00	0.00	3.98	-250.00
500 Other Purchased Services	25.00	0.00	0.00	25.00	19.98	19.98	0.00	-19.98	-19.98
Function - 2300 Support Serv.-General Adm.	\$1,025.00	\$1,003.98	\$0.00	\$1,025.00	\$1,019.98	\$1,019.98	\$0.00	(\$16.00)	(\$1,019.98)
Function - 2500 Support Services--Business									
100 Personnel Services-Salaries	13,250.00	15,220.46	3,805.11	13,745.30	13,745.30	13,745.30	-495.30	1,475.16	-9,940.19
200 Personnel Serv.-Employee Benef.	1,987.50	1,632.26	409.02	1,492.20	1,492.20	1,492.20	495.30	140.06	-1,083.18
500 Other Purchased Services	0.00	0.00	0.00	0.00	1,531.36	1,531.36	0.00	-1,531.36	-1,531.36
800 Other Objects	0.00	0.00	0.00	0.00	1,040.00	1,040.00	0.00	-1,040.00	-1,040.00
Function - 2500 Support Services--Business	\$15,237.50	\$16,852.72	\$4,214.13	\$15,237.50	\$17,808.86	\$17,808.86	\$0.00	(\$956.14)	(\$13,594.73)
Function - 8100 RESTRICTED FUNDS									
800 Other Objects	0.00	0.00	0.00	0.00	1,295.84	1,295.84	0.00	-1,295.84	-1,295.84
Function - 8100 RESTRICTED FUNDS	\$0.00	\$0.00	\$0.00	\$0.00	\$1,295.84	\$1,295.84	\$0.00	(\$1,295.84)	(\$1,295.84)
Project - 731 ADULT ED & LITERACY	\$112,753.43	\$49,097.83	\$18,512.13	\$137,558.02	\$140,526.97	\$140,526.97	(\$24,804.59)	(\$91,429.14)	(\$122,014.84)
Project - 763 Lunches-CFDA 10.555									
Function - 2600 Operation & Mainten.of Plant									
100 Personnel Services-Salaries	0.00	932.80	932.80	0.00	0.00	0.00	0.00	932.80	932.80
200 Personnel Serv.-Employee Benef.	0.00	216.02	216.02	0.00	0.00	0.00	0.00	216.02	216.02
Function - 2600 Operation & Mainten.of Plant	\$0.00	\$1,148.82	\$1,148.82	\$0.00	\$0.00	\$0.00	\$0.00	\$1,148.82	\$1,148.82
Function - 3100 Child Nutrition Programs Oper.									
100 Personnel Services-Salaries	0.00	1,150,102.16	288,961.37	0.00	1,280,800.02	1,280,800.02	0.00	-130,697.86	-991,838.65
200 Personnel Serv.-Employee Benef.	0.00	277,572.33	71,733.36	0.00	352,859.08	352,859.08	0.00	-75,286.75	-281,125.72
400 Purchased Property Services	0.00	16,368.11	3,898.11	0.00	22,017.14	21,292.14	0.00	-5,649.03	-17,394.03
500 Other Purchased Services	0.00	3,000.00	0.00	0.00	2,027.00	2,027.00	0.00	973.00	-2,027.00
600 Supplies & Materials	0.00	1,411,043.99	872,319.53	0.00	2,354,274.94	2,349,904.07	0.00	-943,230.95	-1,477,584.54
700 Property	0.00	0.00	0.00	0.00	33,472.31	33,472.31	0.00	-33,472.31	-33,472.31
Function - 3100 Child Nutrition Programs Oper.	\$0.00	\$2,858,086.59	\$1,236,912.37	\$0.00	\$4,045,450.49	\$4,040,354.62	\$0.00	(\$1,187,363.90)	(\$2,803,442.25)

Enid Public Schools Budget Yearly Comparison

Options: Year: 2025-2026, Date Range: 7/1/2025 - 6/30/2026, Classification Bolding: D

Classification	-----2025-2026-----			-----2024-2025-----			-----Difference-----		
	Appr.	Enc.	Paid	Appr.	Enc.	Paid	Appr.	Enc.	Paid
Project - 763 Lunches-CFDA 10.555	\$0.00	\$2,859,235.41	\$1,238,061.19	\$0.00	\$4,045,450.49	\$4,040,354.62	\$0.00	(\$1,186,215.08)	(\$2,802,293.43)
Project - 764 Breakfasts-CFDA 10.553									
Function - 3100 Child Nutrition Programs Oper.									
100 Personnel Services-Salaries	0.00	526,676.28	100,445.30	0.00	523,596.06	523,596.06	0.00	3,080.22	-423,150.76
200 Personnel Serv.-Employee Benef.	0.00	93,982.53	17,476.53	0.00	112,964.47	112,964.47	0.00	-18,981.94	-95,487.94
400 Purchased Property Services	0.00	0.00	0.00	0.00	60,696.66	60,696.66	0.00	-60,696.66	-60,696.66
600 Supplies & Materials	0.00	0.00	0.00	0.00	157,785.88	157,739.48	0.00	-157,785.88	-157,739.48
700 Property	0.00	0.00	0.00	0.00	6,721.00	6,721.00	0.00	-6,721.00	-6,721.00
Function - 3100 Child Nutrition Programs Oper.	\$0.00	\$620,658.81	\$117,921.83	\$0.00	\$861,764.07	\$861,717.67	\$0.00	(\$241,105.26)	(\$743,795.84)
Project - 764 Breakfasts-CFDA 10.553	\$0.00	\$620,658.81	\$117,921.83	\$0.00	\$861,764.07	\$861,717.67	\$0.00	(\$241,105.26)	(\$743,795.84)
Project - 766 SUMMER FOOD SERV.PROG.									
Function - 3100 Child Nutrition Programs Oper.									
100 Personnel Services-Salaries	0.00	0.00	0.00	0.00	10,508.99	10,508.99	0.00	-10,508.99	-10,508.99
200 Personnel Serv.-Employee Benef.	0.00	0.00	0.00	0.00	2,137.21	2,137.21	0.00	-2,137.21	-2,137.21
600 Supplies & Materials	0.00	0.00	0.00	0.00	23,556.51	22,391.58	0.00	-23,556.51	-22,391.58
Function - 3100 Child Nutrition Programs Oper.	\$0.00	\$0.00	\$0.00	\$0.00	\$36,202.71	\$35,037.78	\$0.00	(\$36,202.71)	(\$35,037.78)
Project - 766 SUMMER FOOD SERV.PROG.	\$0.00	\$0.00	\$0.00	\$0.00	\$36,202.71	\$35,037.78	\$0.00	(\$36,202.71)	(\$35,037.78)
Project - 769 CHILD & ADULT CARE FOOD PROG.									
Function - 3300 COMMUNITY SERVICES OPER									
600 Supplies & Materials	8,867.44	0.00	0.00	0.00	0.00	0.00	8,867.44	0.00	0.00
Function - 3300 COMMUNITY SERVICES OPER	\$8,867.44	\$0.00	\$0.00	\$0.00	\$0.00	\$0.00	\$8,867.44	\$0.00	\$0.00
Project - 769 CHILD & ADULT CARE FOOD PROG.	\$8,867.44	\$0.00	\$0.00	\$0.00	\$0.00	\$0.00	\$8,867.44	\$0.00	\$0.00
Project - 779 AFJROTC-Activities									
Function - 1000 INSTRUCTION									
100 Personnel Services-Salaries	61,596.01	61,818.52	30,266.48	66,561.65	66,561.65	66,561.65	-4,965.64	-4,743.13	-36,295.17
200 Personnel Serv.-Employee Benef.	20,532.00	20,309.49	10,077.09	18,372.69	18,372.69	18,372.69	2,159.31	1,936.80	-8,295.60
Function - 1000 INSTRUCTION	\$82,128.01	\$82,128.01	\$40,343.57	\$84,934.34	\$84,934.34	\$84,934.34	(\$2,806.33)	(\$2,806.33)	(\$44,590.77)
Project - 779 AFJROTC-Activities	\$82,128.01	\$82,128.01	\$40,343.57	\$84,934.34	\$84,934.34	\$84,934.34	(\$2,806.33)	(\$2,806.33)	(\$44,590.77)
Project - 791 NATL SCHL LUNCH EQUIP ASST									
Function - 3100 Child Nutrition Programs Oper.									
600 Supplies & Materials	0.00	0.00	0.00	0.00	3,599.00	3,599.00	0.00	-3,599.00	-3,599.00

Enid Public Schools Budget Yearly Comparison

Options: Year: 2025-2026, Date Range: 7/1/2025 - 6/30/2026, Classification Bolding: D

Classification	-----2025-2026-----			-----2024-2025-----			-----Difference-----		
	Appr.	Enc.	Paid	Appr.	Enc.	Paid	Appr.	Enc.	Paid
Function - 3100 Child Nutrition Programs Oper.	\$0.00	\$0.00	\$0.00	\$0.00	\$3,599.00	\$3,599.00	\$0.00	(\$3,599.00)	(\$3,599.00)
Project - 791 NATL SCHL LUNCH EQUIP ASST	\$0.00	\$0.00	\$0.00	\$0.00	\$3,599.00	\$3,599.00	\$0.00	(\$3,599.00)	(\$3,599.00)
Project - 795 AMERICAN RESCUE PLAN									
Function - 1000 INSTRUCTION									
600 Supplies & Materials	0.00	0.00	0.00	93,374.15	93,374.15	93,374.15	-93,374.15	-93,374.15	-93,374.15
Function - 1000 INSTRUCTION	\$0.00	\$0.00	\$0.00	\$93,374.15	\$93,374.15	\$93,374.15	(\$93,374.15)	(\$93,374.15)	(\$93,374.15)
Project - 795 AMERICAN RESCUE PLAN	\$0.00	\$0.00	\$0.00	\$93,374.15	\$93,374.15	\$93,374.15	(\$93,374.15)	(\$93,374.15)	(\$93,374.15)
Project - 797 AMERICAN RESCUE PLAN - HOMELESS II									
Function - 2100 Supp Svcs-Students									
100 Personnel Services-Salaries	0.00	0.00	0.00	8,126.51	8,126.51	8,126.51	-8,126.51	-8,126.51	-8,126.51
200 Personnel Serv.-Employee Benef.	0.00	0.00	0.00	1,666.58	1,666.58	1,666.58	-1,666.58	-1,666.58	-1,666.58
600 Supplies & Materials	0.00	0.00	0.00	26,103.43	0.00	0.00	-26,103.43	0.00	0.00
Function - 2100 Supp Svcs-Students	\$0.00	\$0.00	\$0.00	\$35,896.52	\$9,793.09	\$9,793.09	(\$35,896.52)	(\$9,793.09)	(\$9,793.09)
Function - 5400 INDIR.COST ENTITL.(FED.& CNP)									
900 Other Uses of Funds	0.00	0.00	0.00	868.70	0.00	0.00	-868.70	0.00	0.00
Function - 5400 INDIR.COST ENTITL.(FED.& CNP)	\$0.00	\$0.00	\$0.00	\$868.70	\$0.00	\$0.00	(\$868.70)	\$0.00	\$0.00
Project - 797 AMERICAN RESCUE PLAN - HOMELESS II	\$0.00	\$0.00	\$0.00	\$36,765.22	\$9,793.09	\$9,793.09	(\$36,765.22)	(\$9,793.09)	(\$9,793.09)
Fund - 11 GENERAL FUND									
	\$98,314,363.78	\$73,252,910.08	\$19,308,281.50	\$98,026,186.13	\$77,543,089.16	\$75,826,636.32	\$288,177.65	(\$4,290,179.08)	(\$56,518,354.82)
Report Total:	\$98,314,363.78	\$73,252,910.08	\$19,308,281.50	\$98,026,186.13	\$77,543,089.16	\$75,826,636.32	\$288,177.65	(\$4,290,179.08)	(\$56,518,354.82)

Building Fund

21

FY 2026

INTRODUCTION

FY 2026

BUILDING FUND

The **Building Fund (21)**, sometimes referred to as the Constitutional Building Fund, exists primarily to receive and track revenue from the 5-mill ad valorem tax levy constitutionally dedicated specifically for building, equipping, operating and maintaining school facilities. As such this Fund can, in addition to the 5-mill building fund levy, also receive other revenues specifically dedicated for these same purposes.

The reporting format used for this fund is very similar to the ones used for the General Fund. I have shown a four-year historical collections comparison and the current year estimated and collected amounts.

An **Appropriation** is defined as a group of revenue sources either received or estimated that are certified and approved by the appropriate governing boards for the public entity. The appropriation governing boards for our district are the Board of Education, ISD # 57, Garfield County and the Garfield County Excise Board. Estimates for our primary appropriation (Estimate of Needs) are prepared by Patrick Carroll.

EXPENDITURE REPORTING FORMATS

Columns in the following reports labeled Appropriation Amount add up to the expenditure limits established by the appropriation process. Columns labeled Encumbered to Date represent the total of all orders, contracts or other obligations approved through the date of the report. The remaining columns are fairly self-explanatory.

EXECUTIVE SUMMARY BUDGET: This report format condenses all expenditure information into a summarized version of function and object dimensions. The Executive Summary Budget provides a very brief overview of all expenditures in a concise format that allows a quick look at how we are spending these resources. These features make this report format excellent for regular monitoring of our budget.

- Project = what kind of money (i.e. Title I)
- Function = activity performed (i.e. Instruction)
- Object = services or goods purchased(i.e. Salaries)

You will receive monthly updates of the EXECUTIVE SUMMARY BUDGET, for each fund, included with treasurer's reports as our monthly financial report. Should you have any questions regarding these or any other reports provided by the Business Office please do not hesitate to call me at 366-7020 or e-mail - sjrobinson@enidk12.org)



Sam Robinson, CFO

BUILDING FUND
FISCAL YEAR 2026
EXECUTIVE SUMMARY BUDGET

A COMPARISON OF:

FISCAL YEAR 2024-2025, ACTIVITY July 1, 2024 – June 30, 2025

AND

FISCAL YEAR 2025-2026, ACTIVITY July 1, 2025 – November 01, 2026

Enid Public Schools Budget Yearly Comparison

Options: Year: 2025-2026, Date Range: 7/1/2025 - 6/30/2026, Classification Bolding: D

Classification	-----2025-2026-----			-----2024-2025-----			-----Difference-----		
	Appr.	Enc.	Paid	Appr.	Enc.	Paid	Appr.	Enc.	Paid
Fund - 21 BUILDING FUND									
Function - 2200 Supp Svc-Instr Stf									
600 Supplies & Materials	0.00	0.00	0.00	0.00	24,927.27	24,168.47	0.00	-24,927.27	-24,168.47
Function - 2200 Supp Svc-Instr Stf	\$0.00	\$0.00	\$0.00	\$0.00	\$24,927.27	\$24,168.47	\$0.00	(\$24,927.27)	(\$24,168.47)
Function - 2500 Support Services--Business									
800 Other Objects	0.00	0.00	0.00	0.00	851.00	851.00	0.00	-851.00	-851.00
Function - 2500 Support Services--Business	\$0.00	\$0.00	\$0.00	\$0.00	\$851.00	\$851.00	\$0.00	(\$851.00)	(\$851.00)
Function - 2600 Operation & Mainten.of Plant									
300 Purchased Profess.& Tech.Serv.	0.00	60,489.66	0.00	0.00	0.00	0.00	0.00	60,489.66	0.00
400 Purchased Property Services	0.00	1,198,694.02	742,363.01	0.00	2,512,749.42	2,102,072.14	0.00	-1,314,055.40	-1,359,709.13
600 Supplies & Materials	5,218,077.17	46,335.72	8,718.62	3,290,422.12	130,492.08	127,123.76	1,927,655.05	-84,156.36	-118,405.14
700 Property	0.00	0.00	0.00	0.00	77,150.00	77,150.00	0.00	-77,150.00	-77,150.00
Function - 2600 Operation & Mainten.of Plant	\$5,218,077.17	\$1,305,519.40	\$751,081.63	\$3,290,422.12	\$2,720,391.50	\$2,306,345.90	\$1,927,655.05	(\$1,414,872.10)	(\$1,555,264.27)
Function - 4200 SITE ACQUISITION SERVICES									
700 Property	0.00	0.00	0.00	0.00	98,622.10	98,622.10	0.00	-98,622.10	-98,622.10
Function - 4200 SITE ACQUISITION SERVICES	\$0.00	\$0.00	\$0.00	\$0.00	\$98,622.10	\$98,622.10	\$0.00	(\$98,622.10)	(\$98,622.10)
Function - 4300 SITE IMPROVEMENT SERVICES									
700 Property	0.00	0.00	0.00	0.00	34,729.00	34,729.00	0.00	-34,729.00	-34,729.00
Function - 4300 SITE IMPROVEMENT SERVICES	\$0.00	\$0.00	\$0.00	\$0.00	\$34,729.00	\$34,729.00	\$0.00	(\$34,729.00)	(\$34,729.00)
Function - 4400 ARCHITECTURE & ENGINEER.SERV.									
300 Purchased Profess.& Tech.Serv.	250,000.00	543,400.00	221,680.00	1,301,200.00	674,359.00	635,000.00	-1,051,200.00	-130,959.00	-413,320.00
Function - 4400 ARCHITECTURE & ENGINEER.SERV.	\$250,000.00	\$543,400.00	\$221,680.00	\$1,301,200.00	\$674,359.00	\$635,000.00	(\$1,051,200.00)	(\$130,959.00)	(\$413,320.00)
Function - 4600 BUILDING ACQUIS.& CONSTR.SERV.									
400 Purchased Property Services	0.00	0.00	0.00	0.00	14,766.78	14,766.78	0.00	-14,766.78	-14,766.78
700 Property	0.00	705,727.00	331,721.00	1,957,743.92	1,376,971.00	1,376,971.00	-1,957,743.92	-671,244.00	-1,045,250.00
Function - 4600 BUILDING ACQUIS.& CONSTR.SERV.	\$0.00	\$705,727.00	\$331,721.00	\$1,957,743.92	\$1,391,737.78	\$1,391,737.78	(\$1,957,743.92)	(\$686,010.78)	(\$1,060,016.78)
Fund - 21 BUILDING FUND	\$5,468,077.17	\$2,554,646.40	\$1,304,482.63	\$6,549,366.04	\$4,945,617.65	\$4,491,454.25	(\$1,081,288.87)	(\$2,390,971.25)	(\$3,186,971.62)
Report Total:	\$5,468,077.17	\$2,554,646.40	\$1,304,482.63	\$6,549,366.04	\$4,945,617.65	\$4,491,454.25	(\$1,081,288.87)	(\$2,390,971.25)	(\$3,186,971.62)

BUILDING FUND
FISCAL YEAR 2026
DETAILED BUDGET ANALYSIS

A COMPARISON OF:

FISCAL YEAR 2024-2025, ACTIVITY July 1, 2024 – June 30, 2025

AND

FISCAL YEAR 2025-2026, ACTIVITY July 1, 2025 – November 01, 2026

Enid Public Schools Budget Yearly Comparison

Options: Year: 2025-2026, Date Range: 7/1/2025 - 6/30/2026, Classification Bolding: D

Classification	-----2025-2026-----			-----2024-2025-----			-----Difference-----		
	Appr.	Enc.	Paid	Appr.	Enc.	Paid	Appr.	Enc.	Paid
Fund - 21 BUILDING FUND									
Project - 000 NON-CATEGORICAL EXP									
Function - 2600 Operation & Mainten.of Plant									
400 Purchased Property Services	0.00	778,117.85	505,924.86	0.00	24,941.50	14,930.00	0.00	753,176.35	490,994.86
600 Supplies & Materials	5,218,077.17	0.00	0.00	3,290,422.12	0.00	0.00	1,927,655.05	0.00	0.00
Function - 2600 Operation & Mainten.of Plant	\$5,218,077.17	\$778,117.85	\$505,924.86	\$3,290,422.12	\$24,941.50	\$14,930.00	\$1,927,655.05	\$753,176.35	\$490,994.86
Function - 4300 SITE IMPROVEMENT SERVICES									
700 Property	0.00	0.00	0.00	0.00	34,729.00	34,729.00	0.00	-34,729.00	-34,729.00
Function - 4300 SITE IMPROVEMENT SERVICES	\$0.00	\$0.00	\$0.00	\$0.00	\$34,729.00	\$34,729.00	\$0.00	(\$34,729.00)	(\$34,729.00)
Function - 4400 ARCHITECTURE & ENGINEER.SERV.									
300 Purchased Profess.& Tech.Serv.	0.00	143,400.00	21,680.00	0.00	74,359.00	35,000.00	0.00	69,041.00	-13,320.00
Function - 4400 ARCHITECTURE & ENGINEER.SERV.	\$0.00	\$143,400.00	\$21,680.00	\$0.00	\$74,359.00	\$35,000.00	\$0.00	\$69,041.00	(\$13,320.00)
Function - 4600 BUILDING ACQUIS.& CONSTR.SERV.									
700 Property	0.00	705,727.00	331,721.00	0.00	0.00	0.00	0.00	705,727.00	331,721.00
Function - 4600 BUILDING ACQUIS.& CONSTR.SERV.	\$0.00	\$705,727.00	\$331,721.00	\$0.00	\$0.00	\$0.00	\$0.00	\$705,727.00	\$331,721.00
Project - 000 NON-CATEGORICAL EXP	\$5,218,077.17	\$1,627,244.85	\$859,325.86	\$3,290,422.12	\$134,029.50	\$84,659.00	\$1,927,655.05	\$1,493,215.35	\$774,666.86
Project - 027 Aviation									
Function - 2600 Operation & Mainten.of Plant									
400 Purchased Property Services	0.00	0.00	0.00	0.00	22,269.00	22,269.00	0.00	-22,269.00	-22,269.00
600 Supplies & Materials	0.00	0.00	0.00	0.00	1,646.60	1,646.60	0.00	-1,646.60	-1,646.60
Function - 2600 Operation & Mainten.of Plant	\$0.00	\$0.00	\$0.00	\$0.00	\$23,915.60	\$23,915.60	\$0.00	(\$23,915.60)	(\$23,915.60)
Project - 027 Aviation	\$0.00	\$0.00	\$0.00	\$0.00	\$23,915.60	\$23,915.60	\$0.00	(\$23,915.60)	(\$23,915.60)
Project - 032 Transportation Dept									
Function - 2600 Operation & Mainten.of Plant									
400 Purchased Property Services	0.00	98,900.00	0.00	0.00	36,132.08	36,132.08	0.00	62,767.92	-36,132.08
Function - 2600 Operation & Mainten.of Plant	\$0.00	\$98,900.00	\$0.00	\$0.00	\$36,132.08	\$36,132.08	\$0.00	\$62,767.92	(\$36,132.08)
Function - 4600 BUILDING ACQUIS.& CONSTR.SERV.									
400 Purchased Property Services	0.00	0.00	0.00	0.00	14,766.78	14,766.78	0.00	-14,766.78	-14,766.78
Function - 4600 BUILDING ACQUIS.& CONSTR.SERV.	\$0.00	\$0.00	\$0.00	\$0.00	\$14,766.78	\$14,766.78	\$0.00	(\$14,766.78)	(\$14,766.78)
Project - 032 Transportation Dept	\$0.00	\$98,900.00	\$0.00	\$0.00	\$50,898.86	\$50,898.86	\$0.00	\$48,001.14	(\$50,898.86)

Enid Public Schools Budget Yearly Comparison

Options: Year: 2025-2026, Date Range: 7/1/2025 - 6/30/2026, Classification Bolding: D

Classification	-----2025-2026-----			-----2024-2025-----			-----Difference-----		
	Appr.	Enc.	Paid	Appr.	Enc.	Paid	Appr.	Enc.	Paid
Project - 039 Business Dept									
Function - 2500 Support Services--Business									
800 Other Objects	0.00	0.00	0.00	0.00	851.00	851.00	0.00	-851.00	-851.00
Function - 2500 Support Services--Business	\$0.00	\$0.00	\$0.00	\$0.00	\$851.00	\$851.00	\$0.00	(\$851.00)	(\$851.00)
Project - 039 Business Dept	\$0.00	\$0.00	\$0.00	\$0.00	\$851.00	\$851.00	\$0.00	(\$851.00)	(\$851.00)
Project - 043 Receiving Dept									
Function - 2600 Operation & Mainten.of Plant									
400 Purchased Property Services	0.00	4,354.00	4,354.00	0.00	0.00	0.00	0.00	4,354.00	4,354.00
Function - 2600 Operation & Mainten.of Plant	\$0.00	\$4,354.00	\$4,354.00	\$0.00	\$0.00	\$0.00	\$0.00	\$4,354.00	\$4,354.00
Project - 043 Receiving Dept	\$0.00	\$4,354.00	\$4,354.00	\$0.00	\$0.00	\$0.00	\$0.00	\$4,354.00	\$4,354.00
Project - 050 Information Technology Dept.									
Function - 2200 Supp Svc-Instr Stf									
600 Supplies & Materials	0.00	0.00	0.00	0.00	24,927.27	24,168.47	0.00	-24,927.27	-24,168.47
Function - 2200 Supp Svc-Instr Stf	\$0.00	\$0.00	\$0.00	\$0.00	\$24,927.27	\$24,168.47	\$0.00	(\$24,927.27)	(\$24,168.47)
Function - 2600 Operation & Mainten.of Plant									
300 Purchased Profess.& Tech.Serv.	0.00	60,489.66	0.00	0.00	0.00	0.00	0.00	60,489.66	0.00
400 Purchased Property Services	0.00	10,879.00	0.00	0.00	0.00	0.00	0.00	10,879.00	0.00
600 Supplies & Materials	0.00	37,617.10	0.00	0.00	85,972.62	85,972.62	0.00	-48,355.52	-85,972.62
Function - 2600 Operation & Mainten.of Plant	\$0.00	\$108,985.76	\$0.00	\$0.00	\$85,972.62	\$85,972.62	\$0.00	\$23,013.14	(\$85,972.62)
Project - 050 Information Technology Dept.	\$0.00	\$108,985.76	\$0.00	\$0.00	\$110,899.89	\$110,141.09	\$0.00	(\$1,914.13)	(\$110,141.09)
Project - 055 Property Services Dept									
Function - 2600 Operation & Mainten.of Plant									
400 Purchased Property Services	0.00	306,443.17	232,084.15	0.00	1,686,037.21	1,285,371.43	0.00	-1,379,594.04	-1,053,287.28
600 Supplies & Materials	0.00	8,718.62	8,718.62	0.00	40,694.86	37,326.54	0.00	-31,976.24	-28,607.92
700 Property	0.00	0.00	0.00	0.00	77,150.00	77,150.00	0.00	-77,150.00	-77,150.00
Function - 2600 Operation & Mainten.of Plant	\$0.00	\$315,161.79	\$240,802.77	\$0.00	\$1,803,882.07	\$1,399,847.97	\$0.00	(\$1,488,720.28)	(\$1,159,045.20)
Project - 055 Property Services Dept	\$0.00	\$315,161.79	\$240,802.77	\$0.00	\$1,803,882.07	\$1,399,847.97	\$0.00	(\$1,488,720.28)	(\$1,159,045.20)
Project - 190 EPS Athletic Allocation									
Function - 2600 Operation & Mainten.of Plant									
400 Purchased Property Services	0.00	0.00	0.00	0.00	151,596.71	151,596.71	0.00	-151,596.71	-151,596.71
600 Supplies & Materials	0.00	0.00	0.00	0.00	2,178.00	2,178.00	0.00	-2,178.00	-2,178.00

Enid Public Schools Budget Yearly Comparison

Options: Year: 2025-2026, Date Range: 7/1/2025 - 6/30/2026, Classification Bolding: D

Classification	-----2025-2026-----			-----2024-2025-----			-----Difference-----		
	Appr.	Enc.	Paid	Appr.	Enc.	Paid	Appr.	Enc.	Paid
Function - 2600 Operation & Mainten.of Plant									
	\$0.00	\$0.00	\$0.00	\$0.00	\$153,774.71	\$153,774.71	\$0.00	(\$153,774.71)	(\$153,774.71)
Project - 190 EPS Athletic Allocation									
	\$0.00	\$0.00	\$0.00	\$0.00	\$153,774.71	\$153,774.71	\$0.00	(\$153,774.71)	(\$153,774.71)
Project - 275 Eisenhower Elementary Okla Dept of Commerce Function - 4400 ARCHITECTURE & ENGINEER.SERV.									
300 Purchased Profess.& Tech.Serv.	50,000.00	0.00	0.00	750,000.00	48,800.00	48,800.00	-700,000.00	-48,800.00	-48,800.00
Function - 4400 ARCHITECTURE & ENGINEER.SERV.									
	\$50,000.00	\$0.00	\$0.00	\$750,000.00	\$48,800.00	\$48,800.00	(\$700,000.00)	(\$48,800.00)	(\$48,800.00)
Project - 275 Eisenhower Elementary Okla Dept of Commerce									
	\$50,000.00	\$0.00	\$0.00	\$750,000.00	\$48,800.00	\$48,800.00	(\$700,000.00)	(\$48,800.00)	(\$48,800.00)
Project - 287 Property Acquisition Function - 2600 Operation & Mainten.of Plant									
400 Purchased Property Services	0.00	0.00	0.00	0.00	8,500.00	8,500.00	0.00	-8,500.00	-8,500.00
Function - 2600 Operation & Mainten.of Plant									
	\$0.00	\$0.00	\$0.00	\$0.00	\$8,500.00	\$8,500.00	\$0.00	(\$8,500.00)	(\$8,500.00)
Function - 4200 SITE ACQUISITION SERVICES 700 Property									
	0.00	0.00	0.00	0.00	98,622.10	98,622.10	0.00	-98,622.10	-98,622.10
Function - 4200 SITE ACQUISITION SERVICES									
	\$0.00	\$0.00	\$0.00	\$0.00	\$98,622.10	\$98,622.10	\$0.00	(\$98,622.10)	(\$98,622.10)
Project - 287 Property Acquisition									
	\$0.00	\$0.00	\$0.00	\$0.00	\$107,122.10	\$107,122.10	\$0.00	(\$107,122.10)	(\$107,122.10)
Project - 288 EHS Baseball / Softball Facility Function - 2600 Operation & Mainten.of Plant									
400 Purchased Property Services	0.00	0.00	0.00	0.00	2,500.00	2,500.00	0.00	-2,500.00	-2,500.00
Function - 2600 Operation & Mainten.of Plant									
	\$0.00	\$0.00	\$0.00	\$0.00	\$2,500.00	\$2,500.00	\$0.00	(\$2,500.00)	(\$2,500.00)
Project - 288 EHS Baseball / Softball Facility									
	\$0.00	\$0.00	\$0.00	\$0.00	\$2,500.00	\$2,500.00	\$0.00	(\$2,500.00)	(\$2,500.00)
Project - 318 REDBUD SCHOOL FUNDING ACT Function - 2600 Operation & Mainten.of Plant									
400 Purchased Property Services	0.00	0.00	0.00	0.00	580,772.92	580,772.92	0.00	-580,772.92	-580,772.92
Function - 2600 Operation & Mainten.of Plant									
	\$0.00	\$0.00	\$0.00	\$0.00	\$580,772.92	\$580,772.92	\$0.00	(\$580,772.92)	(\$580,772.92)
Function - 4600 BUILDING ACQUIS.& CONSTR.SERV. 700 Property									
	0.00	0.00	0.00	1,957,743.92	1,376,971.00	1,376,971.00	-1,957,743.92	-1,376,971.00	-1,376,971.00
Function - 4600 BUILDING ACQUIS.& CONSTR.SERV.									
	\$0.00	\$0.00	\$0.00	\$1,957,743.92	\$1,376,971.00	\$1,376,971.00	(\$1,957,743.92)	(\$1,376,971.00)	(\$1,376,971.00)
Project - 318 REDBUD SCHOOL FUNDING ACT									
	\$0.00	\$0.00	\$0.00	\$1,957,743.92	\$1,957,743.92	\$1,957,743.92	(\$1,957,743.92)	(\$1,957,743.92)	(\$1,957,743.92)

Enid Public Schools Budget Yearly Comparison

Options: Year: 2025-2026, Date Range: 7/1/2025 - 6/30/2026, Classification Bolding: D

Classification	-----2025-2026-----			-----2024-2025-----			-----Difference-----		
	Appr.	Enc.	Paid	Appr.	Enc.	Paid	Appr.	Enc.	Paid
Project - 775 Eisenhower Elementary US Dept. of Defense									
Function - 4400 ARCHITECTURE & ENGINEER.SERV.									
300 Purchased Profess.& Tech.Serv.	200,000.00	400,000.00	200,000.00	551,200.00	551,200.00	551,200.00	-351,200.00	-151,200.00	-351,200.00
Function - 4400 ARCHITECTURE & ENGINEER.SERV.	\$200,000.00	\$400,000.00	\$200,000.00	\$551,200.00	\$551,200.00	\$551,200.00	(\$351,200.00)	(\$151,200.00)	(\$351,200.00)
Project - 775 Eisenhower Elementary US Dept. of Defense									
	\$200,000.00	\$400,000.00	\$200,000.00	\$551,200.00	\$551,200.00	\$551,200.00	(\$351,200.00)	(\$151,200.00)	(\$351,200.00)
Fund - 21 BUILDING FUND									
	\$5,468,077.17	\$2,554,646.40	\$1,304,482.63	\$6,549,366.04	\$4,945,617.65	\$4,491,454.25	(\$1,081,288.87)	(\$2,390,971.25)	(\$3,186,971.62)
Report Total:	\$5,468,077.17	\$2,554,646.40	\$1,304,482.63	\$6,549,366.04	\$4,945,617.65	\$4,491,454.25	(\$1,081,288.87)	(\$2,390,971.25)	(\$3,186,971.62)

Municipal Tax Levy Fund

25

FY 2026

INTRODUCTION

FY 2026

MUNICIPAL TAX LEVY FUND

Enid is one of only a few communities in Oklahoma that developed a partnership between the school district and city government to benefit both the school district and the community through the provision of financial capital to invest in the school's physical plant. The citizens of Enid approved a quarter cent sales tax for this purpose in 2003 and the City of Enid's Finance Authority sold Revenue Bonds giving the proceeds to the school district for expansion and renovation of Enid High School. These bonds were retired with the sales tax collections. Enid's economy had been strong enough that sales tax collections exceeded the amounts required for bond payments. The **Municipal Tax Levy Fund** was created in accordance with state statutes and the Oklahoma Cost Accounting System rules to receive the excess sales tax revenue collected by the City of Enid above the amounts required to retire the Revenue Bonds sold by the city finance authority to fund the addition and remodeling of Enid High School.

EPS received these excess collections for several years and those receipts added a million or more dollars to this fund each year for several years. According to the Sales Tax Agreement between the City of Enid and the Enid Municipal Authority (that issued the revenue bonds) we continued to receive these excess sales tax receipts through March of 2018. This fund operates as a cash fund in that no obligations are made based upon anticipated revenue with both appropriations and expenditures limited by actual collections in hand.

An **Appropriation** is defined as a group of revenue sources either received or estimated that are certified and approved by the statutory governing boards for the public entity. The appropriation governing boards for our district are the Board of Education, ISD # 57, Garfield County and the Garfield County Excise Board. Our primary appropriation (Estimate of Needs) is prepared by Patrick Carroll and includes, for this fund, only collections already received.

State law requires that funds must be appropriated before they are expended. We are accumulating these collections in order to assist with the capital improvement needs of our district.

The expenditure reporting formats used for this fund are very similar to the ones used for the General and Building Funds.

EXPENDITURE REPORTING FORMAT

Columns in the following reports labeled Appropriation Amount add up to the expenditure limits established by the appropriation process. Columns labeled Encumbered to Date represent the total of all orders, contracts or other obligations approved through the date of the report. The remaining columns are fairly self-explanatory.

(For definitions of OCAS dimensions please refer to the photocopy of page E-1 of OCAS located on page 27 of the General Fund expenditure introduction section—the Gen. Fund Exec. Sum. tab)

EXECUTIVE SUMMARY BUDGET: This report format condenses all expenditure information into a summarized version of function and object dimensions. The Executive Summary Budget provides a very brief overview of all expenditures in a concise format that allows a quick look at how we are spending these resources. These features make this report format excellent for regular monitoring of our budget.

Function = activity performed (i.e. Instruction)
Object = services or goods purchased(i.e. Salaries)

You will receive monthly updates of the EXECUTIVE SUMMARY BUDGET, for each fund, included with treasurer's reports as our monthly financial report. Should you have any questions regarding these or any other reports provided by the Business Office please do not hesitate to call me at 366-7020 or e-mail - sjrobinson@enidk12.org)

A handwritten signature in blue ink, appearing to read 'S R.', is positioned above the typed name.

Sam Robinson, CFO

OCAS	OCAS	Source of Revenue	FY 2021	FY 2022	FY 2023	FY 2024	FY 2025	FY 2026	FY 2027	Over / Under
Source	Project	Description	Collected	Collected	Collected	Collected	Collected	Projected	Collected	Projections FY2026
1000		Local Sources								
1140		Revenue from Other Government Entities						\$ -	\$ -	\$ -
1310		Interest Earnings	\$ 7,238.69	\$ 1,779.18	\$ 51,745.71	\$ 81,877.10	\$ 81,138.42	\$ 60,000.00	\$ 522.97	\$ (59,477.03)
		Total Local Sources	\$ 7,238.69	\$ 1,779.18	\$ 51,745.71	\$ 81,877.10	\$ 81,138.42	\$ 60,000.00	\$ 522.97	\$ (59,477.03)
2000		Intermediate Sources								
2100		County 4 Mill Ad Valorem Tax								
		Total Intermediate Sources	\$ -	\$ -	\$ -	\$ -	\$ -	\$ -	\$ -	\$ -
3000		State Sources								
3210		Foundation & Incentive Aid (State Formula)								
		Total State Sources	\$ -	\$ -	\$ -	\$ -	\$ -	\$ -	\$ -	\$ -
4000		Federal Sources								
4130	591	Title VIII Impact Aid								
		Total Federal Sources	\$ -	\$ -	\$ -	\$ -	\$ -	\$ -	\$ -	\$ -
5000		Non-Revenue Sources								
5600		Correcting Entry								
		Total Non-Revenue Sources	\$ -	\$ -	\$ -	\$ -	\$ -	\$ -	\$ -	\$ -
6000		Balance Sheet Accounts								
6110		Cash Forward (Fund Balance)	\$ 2,260,445.71	\$ 2,276,284.40	\$ 1,978,063.58	\$ 1,729,977.19	\$ 1,785,191.29	\$ 1,785,191.29	\$ 1,785,191.29	\$ -
6130		Prior Year Leased Appropriation	\$ 8,600.00	\$ -	\$ -	\$ -	\$ -	\$ -	\$ -	\$ -
		Total Balance Sheet Accounts	\$ 2,269,045.71	\$ 2,276,284.40	\$ 1,978,063.58	\$ 1,729,977.19	\$ 1,785,191.29	\$ 1,785,191.29	\$ 1,785,191.29	\$ -
		Grand Total All Sources	\$ 2,276,284.40	\$ 2,278,063.58	\$ 2,029,809.29	\$ 1,811,854.29	\$ 1,866,329.71	\$ 1,845,191.29	\$ 1,785,714.26	\$ (59,477.03)

MUNICIPAL TAX LEVY FUND
FISCAL YEAR 2026
EXECUTIVE SUMMARY BUDGET

A COMPARISON OF:

FISCAL YEAR 2024-2025, ACTIVITY July 1, 2024 – June 30, 2025

AND

FISCAL YEAR 2025-2026, ACTIVITY July 1, 2025 – November 01, 2026

Enid Public Schools Budget Yearly Comparison

Options: Year: 2025-2026, Date Range: 7/1/2025 - 6/30/2026, Classification Bolding: D

Classification	-----2025-2026-----			-----2024-2025-----			-----Difference-----		
	Appr.	Enc.	Paid	Appr.	Enc.	Paid	Appr.	Enc.	Paid
Fund - 25 MUN TAX LEVY FUND									
Function - 2600 Operation & Mainten.of Plant									
400 Purchased Property Services	0.00	66,388.00	0.00	0.00	43,759.87	43,759.87	0.00	22,628.13	-43,759.87
Function - 2600 Operation & Mainten.of Plant	\$0.00	\$66,388.00	\$0.00	\$0.00	\$43,759.87	\$43,759.87	\$0.00	\$22,628.13	(\$43,759.87)
Function - 4700 BUILDING IMPROVEMENTS SERV.									
400 Purchased Property Services	1,822,569.84	0.00	0.00	1,785,191.29	0.00	0.00	37,378.55	0.00	0.00
Function - 4700 BUILDING IMPROVEMENTS SERV.	\$1,822,569.84	\$0.00	\$0.00	\$1,785,191.29	\$0.00	\$0.00	\$37,378.55	\$0.00	\$0.00
Fund - 25 MUN TAX LEVY FUND	\$1,822,569.84	\$66,388.00	\$0.00	\$1,785,191.29	\$43,759.87	\$43,759.87	\$37,378.55	\$22,628.13	(\$43,759.87)
Report Total:	\$1,822,569.84	\$66,388.00	\$0.00	\$1,785,191.29	\$43,759.87	\$43,759.87	\$37,378.55	\$22,628.13	(\$43,759.87)

MUNICIPAL TAX LEVY FUND
FISCAL YEAR 2026
DETAILED BUDGET ANALYSIS

A COMPARISON OF:

FISCAL YEAR 2024-2025, ACTIVITY July 1, 2024 – June 30, 2025

AND

FISCAL YEAR 2025-2026, ACTIVITY July 1, 2025 – November 01, 2026

Enid Public Schools Budget Yearly Comparison

Options: Year: 2025-2026, Date Range: 7/1/2025 - 6/30/2026, Classification Bolding: D

Classification	-----2025-2026-----			-----2024-2025-----			-----Difference-----		
	Appr.	Enc.	Paid	Appr.	Enc.	Paid	Appr.	Enc.	Paid
Fund - 25 MUN TAX LEVY FUND									
Project - 000 NON-CATEGORICAL EXP									
Function - 2600 Operation & Mainten.of Plant									
400 Purchased Property Services	0.00	66,388.00	0.00	0.00	43,759.87	43,759.87	0.00	22,628.13	-43,759.87
Function - 2600 Operation & Mainten.of Plant	\$0.00	\$66,388.00	\$0.00	\$0.00	\$43,759.87	\$43,759.87	\$0.00	\$22,628.13	(\$43,759.87)
Function - 4700 BUILDING IMPROVEMENTS SERV.									
400 Purchased Property Services	1,822,569.84	0.00	0.00	1,785,191.29	0.00	0.00	37,378.55	0.00	0.00
Function - 4700 BUILDING IMPROVEMENTS SERV.	\$1,822,569.84	\$0.00	\$0.00	\$1,785,191.29	\$0.00	\$0.00	\$37,378.55	\$0.00	\$0.00
Project - 000 NON-CATEGORICAL EXP	\$1,822,569.84	\$66,388.00	\$0.00	\$1,785,191.29	\$43,759.87	\$43,759.87	\$37,378.55	\$22,628.13	(\$43,759.87)
Fund - 25 MUN TAX LEVY FUND	\$1,822,569.84	\$66,388.00	\$0.00	\$1,785,191.29	\$43,759.87	\$43,759.87	\$37,378.55	\$22,628.13	(\$43,759.87)
Report Total:	\$1,822,569.84	\$66,388.00	\$0.00	\$1,785,191.29	\$43,759.87	\$43,759.87	\$37,378.55	\$22,628.13	(\$43,759.87)

Bond Funds

31, 34, 35, 38, 39

FY 2026

INTRODUCTION

FY 2026

BOND FUNDS

We currently operate five bond funds (detailed below), authorized by 2010, 2016, and 2024 bond elections.

Our citizens approved, in 2010, the issuance of approximately \$99 million of general obligation bonds and a relatively new concept in financing school facility construction and renovation. This financing method is commonly referred to as the **revenue lease bond approach** and provides far more construction funds in a relatively short construction window, rather than spreading construction out over a long period of time as school district series bonds are sold. The revenue lease bond financing method was designed to overcome the facts that (a) school districts can have outstanding debt of no more than 10% of their net assessed valuation in construction bonds at any time and (b) the construction costs for major school construction or renovation projects frequently exceed this 10% limit. In the revenue lease bond financing method, the school district issues a series of bonds over a period of years but instead of building or renovating the facilities over a long period of time (as series bonds are sold and funds become available) we work with a local governmental financing authority that issues revenue bonds to do the construction (in a reasonably short construction window) and we repay the authority, through a lease purchase agreement, with our bonds as they are sold. The series of general obligation bonds the district issues becomes the lease purchase payments (**tracked in Bond Fund 38**) back to the authority that financed the construction with revenue bonds. The Garfield County Commissioners formed the Garfield County Education Facilities Authority to issue the revenue bonds that financed a large portion of our comprehensive facilities plan.

Our citizens again approved, in 2016, the issuance of approximately \$92 million of additional general obligation bonds in series to repay the Garfield County Education Facilities Authority for revenue bond funds they provided to finance our 2016 Revenue – Lease bond improvements, including the new Enid High School Competition Gymnasium and Performing Arts Center now under construction. The proceeds from the successive annual sale of 2016 G.O. bonds will be tracked in **Bond Fund 39**.

In 2024 EPS taxpayer approved a nine-year series issuance of \$1.2 million annually in General Obligation Bonds. \$300,000 for Transportation, \$200,000 for school safety, and \$700,000 for Student One to One Devices

All bond proceeds are placed into one of two Bond Funds (accounting entities) based upon either the purpose for which the bonds were approved (2010 or 2016 Bond Election).

Fund Description		Source of Funding
2016 Combined Purpose Bond Fund	(31)	2016 EPS G.O. Building Bonds
2024 Transportation Bond Fund	(34)	2024 EPS G.O. Bonds
2024 One to One & Security Bond Fund	(35)	2024 EPS G.O. Building Bonds
2010 G.O. Rev-Lease Pmt Bond Fund	(38)	2010 EPS G.O. Lease Payment Bonds
2016G.O. Rev-Lease Pmt Bond Fund	(39)	2016 EPS G.O. Lease Payment Bonds

The figures shown in the following reports are based upon revenue received and **Appropriations**, for the current fiscal year, made by the Estimate of Needs, rather than a projection of anticipated collections. These funds operate as cash funds in that no obligations are made based upon anticipated revenue with both appropriations and expenditures limited by actual collections in hand.

An **Appropriation** is defined as a group of revenue sources either received or estimated that are certified and approved by the statutory governing boards for the public entity. The appropriation governing boards for our district are the Board of Education, ISD # 57, Garfield County and the Garfield County Excise Board. Our primary appropriation (Estimate of Needs) is prepared by Patrick Carroll and includes, for these funds, only collections already received.

The reporting formats used for this fund are very similar to the ones used for the General and Building Funds. Appropriation amounts shown in the following reports are a combination of prior year's unobligated balances, interest earned and bond proceeds that were received and appropriated since July 1, 2016.

EXPENDITURE REPORTING FORMATS

Columns in the following reports labeled Appropriation Amount add up to the expenditure limits established by the appropriation process. Columns labeled Encumbered to Date represent the total of all orders, contracts or other obligations approved through the date of the report. The remaining columns are fairly self-explanatory.

EXECUTIVE SUMMARY BUDGET: This report format condenses all expenditure information into a summarized version of function and object dimensions. The Executive Summary Budget provides a very brief overview of all expenditures in a concise format that allows a quick look at how we are spending these resources. These features make this report format excellent for regular monitoring of our budget.

DETAILED BUDGET ANALYSIS: This report summarizes all estimated expenditures into the Project, Function, and Object dimensions, reports detailed information at the Project level, and summary information at the Function and Object dimension levels. This report is several pages longer and will not be presented at regular board meetings.

- Project = what kind of money (i.e. Title I)
- Function = activity performed (i.e. Instruction)
- Object = services or goods purchased(i.e. Salaries)

You will receive monthly updates of the EXECUTIVE SUMMARY BUDGET, for each fund, included with treasurer's reports as our monthly financial report. Should you have any questions regarding these or any other reports provided by the Business Office please do not hesitate to call me at 366-7020 or e-mail - sjrobinson@enidk12.org)



Sam Robinson, CFO

Fund 31 2016 Combined Purpose Bond Fund

OCAS Source	OCAS Project	Source of Revenue Description	FY 2021 Collected	FY 2022 Collected	FY 2023 Collected	FY 2024 Collected	FY 2025 Collected	FY 2026 Projected	FY 2026 Collected	Over / Under Projections FY2026
1000		Local Sources								
1140		Revenue from Other Government Entities								
1310		Interest Earnings	\$ 85.21	\$ 106.17	\$ 1,572.66	\$ 2,560.43	\$ 1,141.98	\$ 1,000.00	\$ 270.53	\$ (729.47)
		Total Local Sources	\$ 85.21	\$ 106.17	\$ 1,572.66	\$ 2,560.43	\$ 1,141.98	\$ 1,000.00	\$ 270.53	\$ (729.47)
5000		Non-Revenue Sources								
5112		Bond Proceeds	\$ -	\$ -	\$ -	\$ -	\$ -	\$ -	\$ -	\$ -
		Total Non-Revenue Sources	\$ -	\$ -	\$ -	\$ -	\$ -	\$ -	\$ -	\$ -
6000		Balance Sheet Accounts								
6110		Cash Forward (Fund Balance)	\$ 52,093.46	\$ 52,178.67	\$ 52,328.40	\$ 53,901.06	\$ 56,461.49	\$ 56,461.49	\$ 57,603.47	\$ 1,141.98
6130		Prior Year Lapsed Appropriation	\$ -	\$ -	\$ -	\$ -	\$ -	\$ -	\$ -	\$ -
		Total Balance Sheet Accounts	\$ 52,093.46	\$ 52,178.67	\$ 52,328.40	\$ 53,901.06	\$ 56,461.49	\$ 56,461.49	\$ 57,603.47	\$ 1,141.98
Fund 31		Grand Total All Sources	\$ 52,178.67	\$ 52,284.84	\$ 53,901.06	\$ 56,461.49	\$ 57,603.47	\$ 57,461.49	\$ 57,874.00	\$ 412.51

Fund 34 2016 Combined Purpose Bond Fund

OCAS Source	OCAS Project	Source of Revenue Description	FY 2021 Collected	FY 2022 Collected	FY 2023 Collected	FY 2024 Collected	FY 2025 Collected	FY 2026 Projected	FY 2026 Collected	Over / Under Projections FY2026
1000		Local Sources								
1140		Revenue from Other Government Entities								
1310		Interest Earnings	\$ -	\$ -	\$ -	\$ -	\$ 3,213.66	\$ 1,000.00	\$ 416.98	\$ (583.02)
		Total Local Sources	\$ -	\$ -	\$ -	\$ -	\$ 3,213.66	\$ 1,000.00	\$ 416.98	\$ (583.02)
5000		Non-Revenue Sources								
5112		Bond Proceeds	\$ -	\$ -	\$ -	\$ 300,000.00	\$ 300,000.00	\$ 300,000.00	\$ -	\$ (300,000.00)
		Total Non-Revenue Sources	\$ -	\$ -	\$ -	\$ 300,000.00	\$ 300,000.00	\$ 300,000.00	\$ -	\$ (300,000.00)
6000		Balance Sheet Accounts								
6110		Cash Forward (Fund Balance)	\$ -	\$ -	\$ -	\$ -	\$ 300,000.00	\$ 90,213.66	\$ 90,213.66	\$ -
6130		Prior Year Lapsed Appropriation	\$ -	\$ -	\$ -	\$ -	\$ -	\$ -	\$ -	\$ -
		Total Balance Sheet Accounts	\$ -	\$ -	\$ -	\$ -	\$ 300,000.00	\$ 90,213.66	\$ 90,213.66	\$ -
Fund 34		Grand Total All Sources	\$ -	\$ -	\$ -	\$ 300,000.00	\$ 603,213.66	\$ 391,213.66	\$ 90,630.64	\$ (300,583.02)

Fund 35 2016 Combined Purpose Bond Fund

OCAS Source	OCAS Project	Source of Revenue Description	FY 2021 Collected	FY 2022 Collected	FY 2023 Collected	FY 2024 Collected	FY 2025 Collected	FY 2026 Projected	FY 2026 Collected	Over / Under Projections FY2026
1000		Local Sources								
1140		Revenue from Other Government Entities								
1310		Interest Earnings	\$ -	\$ -	\$ -	\$ -	\$ 25,636.72	\$ 18,000.00	\$ 14,304.87	\$ (3,695.13)
		Total Local Sources	\$ -	\$ -	\$ -	\$ -	\$ 25,636.72	\$ 18,000.00	\$ 14,304.87	\$ (3,695.13)
5000		Non-Revenue Sources								
5112		Bond Proceeds	\$ -	\$ -	\$ -	\$ 900,000.00	\$ 900,000.00	\$ 900,000.00	\$ -	\$ (900,000.00)
		Total Non-Revenue Sources	\$ -	\$ -	\$ -	\$ 900,000.00	\$ 900,000.00	\$ 900,000.00	\$ -	\$ (900,000.00)
6000		Balance Sheet Accounts								
6110		Cash Forward (Fund Balance)	\$ -	\$ -	\$ -	\$ -	\$ 900,000.00	\$ 925,636.72	\$ 925,636.72	\$ -
6130		Prior Year Lapsed Appropriation	\$ -	\$ -	\$ -	\$ -	\$ -	\$ -	\$ -	\$ -
		Total Balance Sheet Accounts	\$ -	\$ -	\$ -	\$ -	\$ 900,000.00	\$ 925,636.72	\$ 925,636.72	\$ -
Fund 35		Grand Total All Sources	\$ -	\$ -	\$ -	\$ 900,000.00	\$ 1,625,636.72	\$ 1,843,636.72	\$ 939,941.59	\$ (903,695.13)

Fund 38 2010 G.O. Rev-Lease Pmt Bond Fund

OCAS Source	OCAS Project	Source of Revenue Description	FY 2021 Collected	FY 2022 Collected	FY 2023 Collected	FY 2024 Collected	FY 2025 Collected	FY 2026 Projected	FY 2026 Collected	Over / Under Projections FY2026
1000		Local Sources								
1140		Revenue from Other Government Entities								
1310		Interest Earnings	\$ 32,738.68	\$ 8,533.63	\$ 28,652.99	\$ 133,241.96	\$ 105,583.82	\$ 30,000.00	\$ 25,272.58	\$ (4,727.42)
1340		Accrued Interest on Bonds Sold								
		Total Local Sources	\$ 32,738.68	\$ 8,533.63	\$ 28,652.99	\$ 133,241.96	\$ 105,583.82	\$ 30,000.00	\$ 25,272.58	\$ (4,727.42)
5000		Non-Revenue Sources								
5111		Premium on Bonds Sold								
5112		Bond Proceeds	\$ 7,210,054.13	\$ 7,415,000.00	\$ 7,870,000.00	\$ 8,105,000.00	\$ -	\$ -	\$ -	\$ -
5600		Correcting Entry								
		Total Non-Revenue Sources	\$ 7,210,054.13	\$ 7,415,000.00	\$ 7,870,000.00	\$ 8,105,000.00	\$ -	\$ -	\$ -	\$ -
6000		Balance Sheet Accounts								
6110		Cash Forward (Fund Balance)	\$ 7,040,948.06	\$ 7,310,411.34	\$ 7,843,370.24	\$ 8,158,176.99	\$ 8,593,579.51	\$ 534,082.46	\$ 534,082.46	\$ -
6200		Interfund Transfer								
		Total Balance Sheet Accounts	\$ 7,040,948.06	\$ 7,310,411.34	\$ 7,843,370.24	\$ 8,158,176.99	\$ 8,593,579.51	\$ 534,082.46	\$ 534,082.46	\$ -
Fund 38		Grand Total All Sources	\$ 14,283,740.87	\$ 14,733,944.97	\$ 15,742,023.23	\$ 16,396,418.95	\$ 8,699,163.33	\$ 564,082.46	\$ 559,355.04	\$ (4,727.42)

Fund 39 2016 G.O. Rev-Lease Pmt Bond Fund

OCAS Source	OCAS Project	Source of Revenue Description	FY 2021 Collected	FY 2022 Collected	FY 2023 Collected	FY 2024 Collected	FY 2025 Collected	FY 2026 Projected	FY 2026 Collected	Over / Under Projections FY2026
1000		Local Sources								
1140		Revenue from Other Government Entities								
1310		Interest Earnings	\$ 7,726.96	\$ 2,287.22	\$ 11,570.59	\$ 36,437.05	\$ 32,607.73	\$ 25,000.00	\$ 129,062.62	\$ 104,062.62
		Total Local Sources	\$ 7,726.96	\$ 2,287.22	\$ 11,570.59	\$ 36,437.05	\$ 32,607.73	\$ 25,000.00	\$ 129,062.62	\$ 104,062.62
5000		Non-Revenue Sources								
5112		Bond Proceeds	\$ 1,680,526.00	\$ 1,710,000.00	\$ 1,775,000.00	\$ 1,810,000.00	\$ 10,195,000.00	\$ 10,500,000.00	\$ -	\$ (10,500,000.00)
5600		Correcting Entry								
		Total Non-Revenue Sources	\$ 1,680,526.00	\$ 1,710,000.00	\$ 1,775,000.00	\$ 1,810,000.00	\$ 10,195,000.00	\$ 10,500,000.00	\$ -	\$ (10,500,000.00)
6000		Balance Sheet Accounts								
6110		Cash Forward (Fund Balance)	\$ 1,688,842.42	\$ 1,771,773.36	\$ 1,916,740.96	\$ 1,998,138.55	\$ 2,109,754.60	\$ 10,567,945.33	\$ 10,567,945.33	\$ -
6130		Prior Year Lapsed Appropriation	\$ -	\$ -	\$ -	\$ -	\$ -	\$ -	\$ -	\$ -
		Total Balance Sheet Accounts	\$ 1,688,842.42	\$ 1,771,773.36	\$ 1,916,740.96	\$ 1,998,138.55	\$ 2,109,754.60	\$ 10,567,945.33	\$ 10,567,945.33	\$ -
Fund 39		Grand Total All Sources	\$ 3,377,095.38	\$ 3,484,060.58	\$ 3,703,311.55	\$ 3,844,575.60	\$ 12,337,362.33	\$ 21,092,945.33	\$ 10,697,007.95	\$ (10,395,837.38)

2016 Combined Purpose Bond Fund
FISCAL YEAR 2026
EXECUTIVE SUMMARY BUDGET

A COMPARISON OF:

FISCAL YEAR 2024-2025, ACTIVITY July 1, 2024 – June 30, 2025

AND

FISCAL YEAR 2025-2026, ACTIVITY July 1, 2025 – November 01, 2026

Enid Public Schools Budget Yearly Comparison

Options: Year: 2025-2026, Date Range: 7/1/2025 - 6/30/2026, Classification Bolding: D

Classification	-----2025-2026-----			-----2024-2025-----			-----Difference-----		
	Appr.	Enc.	Paid	Appr.	Enc.	Paid	Appr.	Enc.	Paid
Fund - 31 2016 Combined Purpose-Bldg									
Function - 4700 BUILDING IMPROVEMENTS SERV.									
400 Purchased Property Services	57,603.47	0.00	0.00	56,461.49	0.00	0.00	1,141.98	0.00	0.00
Function - 4700 BUILDING IMPROVEMENTS SERV.	\$57,603.47	\$0.00	\$0.00	\$56,461.49	\$0.00	\$0.00	\$1,141.98	\$0.00	\$0.00
Fund - 31 2016 Combined Purpose-Bldg	\$57,603.47	\$0.00	\$0.00	\$56,461.49	\$0.00	\$0.00	\$1,141.98	\$0.00	\$0.00
Report Total:	\$57,603.47	\$0.00	\$0.00	\$56,461.49	\$0.00	\$0.00	\$1,141.98	\$0.00	\$0.00

2024 Transportation Bond Fund
FISCAL YEAR 2026
EXECUTIVE SUMMARY BUDGET

A COMPARISON OF:

FISCAL YEAR 2024-2025, ACTIVITY July 1, 2024 – June 30, 2025

AND

FISCAL YEAR 2025-2026, ACTIVITY July 1, 2025 – November 01, 2026

Enid Public Schools Budget Yearly Comparison

Options: Year: 2025-2026, Date Range: 7/1/2025 - 6/30/2026, Classification Bolding: D

Classification	-----2025-2026-----			-----2024-2025-----			-----Difference-----		
	Appr.	Enc.	Paid	Appr.	Enc.	Paid	Appr.	Enc.	Paid
Fund - 34 TRANSPORTATION BOND FUND									
Function - 2700 Student Transportation Serv.									
700 Property	90,213.66	90,213.66	90,213.66	601,639.50	513,000.00	300,000.00	-511,425.84	-422,786.34	-209,786.34
Function - 2700 Student Transportation Serv.	\$90,213.66	\$90,213.66	\$90,213.66	\$601,639.50	\$513,000.00	\$300,000.00	(\$511,425.84)	(\$422,786.34)	(\$209,786.34)
Fund - 34 TRANSPORTATION BOND FUND	\$90,213.66	\$90,213.66	\$90,213.66	\$601,639.50	\$513,000.00	\$300,000.00	(\$511,425.84)	(\$422,786.34)	(\$209,786.34)
Report Total:	\$90,213.66	\$90,213.66	\$90,213.66	\$601,639.50	\$513,000.00	\$300,000.00	(\$511,425.84)	(\$422,786.34)	(\$209,786.34)

2024 One to One & Security Bond Fund

FISCAL YEAR 2026

EXECUTIVE SUMMARY BUDGET

A COMPARISON OF:

FISCAL YEAR 2024-2025, ACTIVITY July 1, 2024 – June 30, 2025

AND

FISCAL YEAR 2025-2026, ACTIVITY July 1, 2025 – November 01, 2026

Enid Public Schools Budget Yearly Comparison

Options: Year: 2025-2026, Date Range: 7/1/2025 - 6/30/2026, Classification Bolding: D

Classification	-----2025-2026-----			-----2024-2025-----			-----Difference-----		
	Appr.	Enc.	Paid	Appr.	Enc.	Paid	Appr.	Enc.	Paid
Fund - 35 2024 ONE to ONE & SECURITY BOND FUND									
Function - 1000 INSTRUCTION									
600 Supplies & Materials	725,636.72	700,000.00	700,000.00	700,000.00	700,000.00	700,000.00	25,636.72	0.00	0.00
Function - 1000 INSTRUCTION	\$725,636.72	\$700,000.00	\$700,000.00	\$700,000.00	\$700,000.00	\$700,000.00	\$25,636.72	\$0.00	\$0.00
Function - 2600 Operation & Mainten.of Plant									
300 Purchased Profess.& Tech.Serv.	0.00	200,000.00	0.00	0.00	0.00	0.00	0.00	200,000.00	0.00
400 Purchased Property Services	200,000.00	0.00	0.00	200,000.00	200,000.00	200,000.00	0.00	-200,000.00	-200,000.00
Function - 2600 Operation & Mainten.of Plant	\$200,000.00	\$200,000.00	\$0.00	\$200,000.00	\$200,000.00	\$200,000.00	\$0.00	\$0.00	(\$200,000.00)
Fund - 35 2024 ONE to ONE & SECURITY BOND FUND	\$925,636.72	\$900,000.00	\$700,000.00	\$900,000.00	\$900,000.00	\$900,000.00	\$25,636.72	\$0.00	(\$200,000.00)
Report Total:	\$925,636.72	\$900,000.00	\$700,000.00	\$900,000.00	\$900,000.00	\$900,000.00	\$25,636.72	\$0.00	(\$200,000.00)

2010 G.O. Rev Lease Payment Bond Fund

FISCAL YEAR 2026

EXECUTIVE SUMMARY BUDGET

A COMPARISON OF:

FISCAL YEAR 2024-2025, ACTIVITY July 1, 2024 – June 30, 2025

AND

FISCAL YEAR 2025-2026, ACTIVITY July 1, 2025 – November 01, 2026

Enid Public Schools Budget Yearly Comparison

Options: Year: 2025-2026, Date Range: 7/1/2025 - 6/30/2026, Classification Bolding: D

Classification	-----2025-2026-----			-----2024-2025-----			-----Difference-----		
	Appr.	Enc.	Paid	Appr.	Enc.	Paid	Appr.	Enc.	Paid
Fund - 38 2010 G.O. Rev-Lease Pmt Bond F									
Function - 4200 SITE ACQUISITION SERVICES									
700 Property	0.00	500,000.00	0.00	0.00	140,176.66	140,176.66	0.00	359,823.34	-140,176.66
Function - 4200 SITE ACQUISITION SERVICES	\$0.00	\$500,000.00	\$0.00	\$0.00	\$140,176.66	\$140,176.66	\$0.00	\$359,823.34	(\$140,176.66)
Function - 4700 BUILDING IMPROVEMENTS SERV.									
700 Property	534,082.46	0.00	0.00	8,593,579.51	8,024,904.21	8,024,904.21	-8,059,497.05	-8,024,904.21	-8,024,904.21
Function - 4700 BUILDING IMPROVEMENTS SERV.	\$534,082.46	\$0.00	\$0.00	\$8,593,579.51	\$8,024,904.21	\$8,024,904.21	(\$8,059,497.05)	(\$8,024,904.21)	(\$8,024,904.21)
Fund - 38 2010 G.O. Rev-Lease Pmt Bond F	\$534,082.46	\$500,000.00	\$0.00	\$8,593,579.51	\$8,165,080.87	\$8,165,080.87	(\$8,059,497.05)	(\$7,665,080.87)	(\$8,165,080.87)
Report Total:	\$534,082.46	\$500,000.00	\$0.00	\$8,593,579.51	\$8,165,080.87	\$8,165,080.87	(\$8,059,497.05)	(\$7,665,080.87)	(\$8,165,080.87)

2016 G.O. Rev Lease Payment Bond Fund

FISCAL YEAR 2026

EXECUTIVE SUMMARY BUDGET

A COMPARISON OF:

FISCAL YEAR 2024-2025, ACTIVITY July 1, 2024 – June 30, 2025

AND

FISCAL YEAR 2025-2026, ACTIVITY July 1, 2025 – November 01, 2026

Enid Public Schools Budget Yearly Comparison

Options: Year: 2025-2026, Date Range: 7/1/2025 - 6/30/2026, Classification Bolding: D

Classification	-----2025-2026-----			-----2024-2025-----			-----Difference-----		
	Appr.	Enc.	Paid	Appr.	Enc.	Paid	Appr.	Enc.	Paid
Fund - 39 2016 G.O. Rev-Lease Pmt Bond F									
Function - 4700 BUILDING IMPROVEMENTS SERV.									
700 Property	10,567,945.33	10,063,761.00	10,063,761.00	2,109,754.60	1,769,417.00	1,769,417.00	8,458,190.73	8,294,344.00	8,294,344.00
Function - 4700 BUILDING IMPROVEMENTS SERV.	\$10,567,945.33	\$10,063,761.00	\$10,063,761.00	\$2,109,754.60	\$1,769,417.00	\$1,769,417.00	\$8,458,190.73	\$8,294,344.00	\$8,294,344.00
Fund - 39 2016 G.O. Rev-Lease Pmt Bond F	\$10,567,945.33	\$10,063,761.00	\$10,063,761.00	\$2,109,754.60	\$1,769,417.00	\$1,769,417.00	\$8,458,190.73	\$8,294,344.00	\$8,294,344.00
Report Total:	\$10,567,945.33	\$10,063,761.00	\$10,063,761.00	\$2,109,754.60	\$1,769,417.00	\$1,769,417.00	\$8,458,190.73	\$8,294,344.00	\$8,294,344.00

Sinking Fund

41

FY 2026

INTRODUCTION

FY 2026

SINKING FUND

The **Sinking Fund (41)**, sometimes referred to as the Debt Service Fund, exists only to receive revenue from the ad valorem tax levy dedicated specifically for retiring the district's debt in the form of General Obligation (G.O.) bonds and interest on those bonds. It is not an appropriated fund and expenditures from this fund are made by direct payments from the school district's treasurer, without purchase orders or encumbrances, to the bond paying agent (a financial institution that transmits payments to the bond investors). Bonds are authorized by school district voters, then issued and sold to investors who earn interest on them.

The repayment schedule for the District's general obligation bonds determines the size of the annual sinking fund levy. This millage levy must generate enough revenue to cover all principal and interest payments to be issued during the fiscal year. The millage may be reduced slightly by any excess receipts left at the end of the yearly payment cycle from the previous fiscal year. The required millage can also be affected by changes in the total assessed valuation of the property within the district. Our target sinking fund millage levy after the authorization of the 2016 series of G.O. bonds is 28.5 mills. However, fluctuations in the total assessed valuation of property within the district mean that this year 32.51 mills will need to be levied to make this year's sinking fund payments.

The following pages are schedules of the debt repayments with highlighting to emphasize the payments due for this fiscal year.

You will receive monthly updates of the EXECUTIVE SUMMARY BUDGET, for each fund, included with treasurer's reports as our monthly financial report. Should you have any questions regarding these or any other reports provided by the Business Office please do not hesitate to call me at 366-7020 or e-mail - sjrobinson@enidk12.org)



Sam Robinson, CFO



No representation is made as to the correctness of this debt service schedule.
It is included solely for the convenience of the issuer.

Trust # QV04 Garfield Co., OK ISD #57 Taxable CPB of 2024
Enid Public Schools
Dated Date: 6/1/2024

MATURITIES

Date	Beginning Bal	Rate	Principal Payment Due	Interest	Interest Payment Due	Ending Bal
First Pmt = Long Cpn						
	11,115,000.00					11,115,000.00
6/1/2025	11,115,000.00				583,537.50	11,115,000.00
12/1/2025	11,115,000.00			-	291,768.75	11,115,000.00
6/1/2026	11,115,000.00	5.25	11,115,000.00	291,768.75	291,768.75	-
			11,115,000.00	291,768.75	1,167,075.00	12,282,075.00



No representation is made as to the correctness of this debt service schedule.
It is included solely for the convenience of the issuer.

Trust # QX00 Garfield Co.,OK ISD # 57 Taxable CPB of 2025
Enid Public Schools
Dated Date: 5/1/2025

MATURITIES

Date	Beginning Bal	Rate	Principal Payment Due	Interest	Interest Payment Due	Ending Bal
First Pmt = Long Cpn						
	11,395,000.00					11,395,000.00
5/1/2026	11,395,000.00				527,018.75	11,395,000.00
11/1/2026	11,395,000.00				263,509.38	11,395,000.00
5/1/2027	11,395,000.00	4.625	11,395,000.00	263,509.38	263,509.38	-
			11,395,000.00	263,509.38	1,054,037.50	12,449,037.50

Endowment Fund

50

FY 2026

INTRODUCTION

FY 2026

ENDOWMENT FUND

The Enid Board of Education acts as trustee for several permanent endowments entrusted to the school district for the purpose of funding various scholarships to be awarded to Enid High School graduating seniors. The individual perpetual trust endowments vary in size from a little over \$14,000 to nearly \$232,000 and are permanent endowments whose principal is not spent but rather invested to produce income to fund the scholarship awards.

The figures shown in the following reports are based upon revenue available and **Appropriations** made by the Estimate of Needs, rather than a projection of anticipated collections. This fund operates as a cash fund in that no obligations are made based upon anticipated revenue with both appropriations and expenditures limited by actual collections in hand.

An **Appropriation** is defined as a group of revenue sources either received or estimated that are certified and approved by the statutory governing boards for the public entity. The appropriation governing boards for our district are the Board of Education, ISD # 57, Garfield County and the Garfield County Excise Board. Our primary appropriation (Estimate of Needs) is prepared by Patrick Carroll and includes, for this fund, only collections already received. Of course, due to the trust arrangements, we actually spend only the interest earnings from the investment of these endowments rather than the full appropriation amounts.

State law requires that funds must be appropriated before they are expended.

The reporting formats used for this fund are very similar to the ones used for the General and Building Funds. Appropriation amounts shown in the following reports are a combination of prior year's unobligated balances and investment proceeds that were received since May 2025.

EXPENDITURE REPORTING FORMATS

Columns in the following reports labeled Appropriation Amount add up to the expenditure limits established by the appropriation process. Columns labeled Encumbered to Date represent the total of all orders, contracts or other obligations approved through the date of the report. The remaining columns are fairly self-explanatory.

(For definitions of OCAS dimensions please refer to the photocopy of page E-3 of OCAS located on page 27 of the General Fund expenditures section—the Gen. Fund Exec. Sum. Tab)

EXECUTIVE SUMMARY BUDGET: This report format condenses all expenditure information into a summarized version of function and object dimensions. The Executive Summary Budget provides a very brief overview of all expenditures in a concise format that allows a quick look at how we are spending these resources. These features make this report format excellent for regular monitoring of our budget.

DETAILED BUDGET ANALYSIS: This report summarizes all estimated expenditures into the Project, Function, and Object dimensions, reports detailed information at the Project level, and summary information at the Function and Object dimension levels. This report is several pages longer and will not be presented at regular board meetings.

Project = what kind of money (i.e. The individual trust endowment)
Function = activity performed (i.e. Instruction)
Object = services or goods purchased(i.e. Salaries)

You will receive monthly updates of the EXECUTIVE SUMMARY BUDGET, for each fund, included with treasurer's reports as our monthly financial report. Should you have any questions regarding these or any other reports provided by the Business Office please do not hesitate to call me at 366-7020 or e-mail - sjrobinson@enidk12.org)

A handwritten signature in blue ink, appearing to read 'S R.', is positioned above the typed name.

Sam Robinson, CFO

CD Scholarship/Reinvestment Worksheet

FY 2026 Updated 5/08/2025

	PROJ	Fund 50 x.xxx.025	% of Fund	Principal	Int Rate	Maturity Interest	Prin + Int	Award Earnings	Scholarship Award	Reinvest	Maturity Date	Notes
Lonnie & Erna (Combs) Scholarship 95%	204	50	0.53107	\$231,609.90	0.040000	9,264.40	240,874.30	\$8,801.18	\$8,800.00	\$232,074.30	5/1/26	
John & Murtle (Dickey) Award	224	50	0.032664	\$14,245.40	0.040000	569.82	14,815.22	\$564.12	\$500.00	\$14,315.22	5/1/26	
Edith (Mayes) Scholarship	220	50	0.06725	\$29,329.23	0.040000	1,173.17	30,502.39	\$1,161.44	\$500.00	\$30,002.39	5/1/26	
Zeola (Schneider) Trust Scholarship	235	50	0.249037	\$108,609.98	0.040000	4,344.40	112,954.38	\$4,127.18	\$4,000.00	\$108,954.38	5/1/26	
Betty June (Sneed) Scholarship	236	50	0.119747	\$52,223.96	0.040000	2,088.96	54,312.92	\$2,068.07	\$2,000.00	\$52,312.92	5/1/26	
Dickey not Invested	224			\$101.00								
TOTAL FUND 50		x.xxx.917	0.999768	\$436,119.47		17,440.74	453,459.20	\$16,721.98	\$15,800.00	\$437,659.20		
(Class) of 1942	208	67	0.083975	\$7,577.35	0.040000	303.09	7,880.45	\$303.09	\$400.00	\$7,480.45	5/1/26	
(Coca Cola) Scholarship	244	67	0.548201	\$49,465.95	0.040000	1,978.64	51,444.58	\$1,978.64	\$0.00	\$51,444.58	5/1/26	
(DeKock) Family Scholarship	210	67	0	\$0.00	0.000000	0.00	0.00	\$0.00	\$0.00	\$0.00		Final Payment \$1000 FY28
Nellie (Johnson) Memorial Award	202	67	0.132724	\$11,976.15	0.040000	479.05	12,455.20	\$455.09	\$1,000.00	\$11,455.20	5/1/26	\$1000 a year until \$0 moved to Fund 67 by Board Action (Not Awarded FY20)
Lucyle (Spicklemier)	207	67			0.040000						5/1/26	Walden & Reed Investments. Need to pull \$240.
Olive Maphet Traylor Endowment Garfield Music \$500	247	67	0.050891	\$4,592.06	0.040000	183.68	4,775.74	\$183.68	\$500.00	\$4,275.74	5/1/26	
Vision Seeker Scholarship EHS Vision Seeker Monument Care	232	67	0.098758	\$8,911.21	0.040000	356.45	9,267.66	\$356.45		\$9,267.66	5/1/26	
Marie Pond Memorial Scholarship	234	67	0.085451	\$7,710.50	0.040000	308.42	8,018.92	\$308.42	\$500.00	\$7,518.92	5/1/26	
TOTAL FUND 67 Invested			1	\$90,233.22		3,609.33	93,842.55	\$3,585.38	\$2,400.00	\$91,442.55		
				\$526,352.68		17,440.74		\$18,200.00		\$529,101.75		
						3,609.33						

Cherokee Strip Foundation

			EPS Account Balance		CSCF							
Robert Joseph (Jantzen)	203	CSCF Pay	\$500.00	EHS Select	CSCF Present			\$500.00				
Charles (Mehew) Pioneer Spirit Award-Student \$500.00	206	CSCF Pay	\$50.00	EHS Select	CSCF Present			\$500.00				
(Mehew) Life Example Aware-Teacher \$300.00	205	CSCF	\$450.00	EHS Select	EPS Process Payroll			\$300.00				
Leta (Corr) Professional Educator Scholarship	223	CSCF Pay	\$3,052.30	EHS Select	CSCF Present			?		\$2,000.00	4yr	Jay Corr ck
Leta (Corr) Professional Educator Bonus		CSCF		EPS Contract	EPS Process Payroll					\$2,000.00	2yr	
Dr. Garland K. (Keithly) Education Scholarship	233	CSCF Pay	\$0.00	EHS Select	CSCF Present			\$1,000.00				
Irv (Honigsberg) Memorial Award	238	CSCF Pay	\$0.00	EHS Select	CSCF Present			\$1,400.00				
(Dolores) Scholarship	243	CSCF Pay	\$0.00	EHS Select	CSCF Present			\$1,000.00				
Bernard D. (Mayer) Jr. Scholarship	242	CSCF Pay	\$1,000.00	EHS Select	CSCF Present			\$1,000.00				
John (Clausing) Memorial	245	CSCF Pay	\$0.00	EHS Select	CSCF Present			\$500.00				
Heather (McPherson) Memorial Fund 67	246	67	\$0.00								6/27/18	Moved to Lincoln
Lorie Michelle Boland Memorial - Drug Prevention/Transet/Drunk rides	217	67	\$5,550.25								7/1/22	Left in Fund 67
Provide CSCF EPS Account Balances September 30 Yearly												

Investment Fund 50 \$436,119.47
 Estimated Interest FY25 \$17,444.78
 Investment Fund 67 \$90,233.22
 Estimated Interest FY25 \$3,609.33

ENDOWMENT FUND
FISCAL YEAR 2026
EXECUTIVE SUMMARY BUDGET

A COMPARISON OF:

FISCAL YEAR 2024-2025, ACTIVITY July 1, 2024 – June 30, 2025

AND

FISCAL YEAR 2025-2026, ACTIVITY July 1, 2025 – November 01, 2026

Enid Public Schools Budget Yearly Comparison

Options: Year: 2025-2026, Date Range: 7/1/2025 - 6/30/2026, Classification Bolding: D

Classification	-----2025-2026-----			-----2024-2025-----			-----Difference-----		
	Appr.	Enc.	Paid	Appr.	Enc.	Paid	Appr.	Enc.	Paid
Fund - 50 ENDOWMENT FUNDS									
Function - 2100 Supp Svcs-Students									
800 Other Objects	453,119.47	17,000.00	17,000.00	445,922.96	13,500.00	13,500.00	7,196.51	3,500.00	3,500.00
Function - 2100 Supp Svcs-Students	\$453,119.47	\$17,000.00	\$17,000.00	\$445,922.96	\$13,500.00	\$13,500.00	\$7,196.51	\$3,500.00	\$3,500.00
Fund - 50 ENDOWMENT FUNDS	\$453,119.47	\$17,000.00	\$17,000.00	\$445,922.96	\$13,500.00	\$13,500.00	\$7,196.51	\$3,500.00	\$3,500.00
Report Total:	\$453,119.47	\$17,000.00	\$17,000.00	\$445,922.96	\$13,500.00	\$13,500.00	\$7,196.51	\$3,500.00	\$3,500.00

ENDOWMENT FUND
FISCAL YEAR 2026
DETAILED BUDGET ANALYSIS

A COMPARISON OF:

FISCAL YEAR 2024-2025, ACTIVITY July 1, 2024 – June 30, 2025

AND

FISCAL YEAR 2025-2026, ACTIVITY July 1, 2025 – November 01, 2026

Enid Public Schools Budget Yearly Comparison

Options: Year: 2025-2026, Date Range: 7/1/2025 - 6/30/2026, Classification Bolding: D

Classification	-----2025-2026-----			-----2024-2025-----			-----Difference-----		
	Appr.	Enc.	Paid	Appr.	Enc.	Paid	Appr.	Enc.	Paid
Fund - 50 ENDOWMENT FUNDS									
Project - 000 NON-CATEGORICAL EXP									
Function - 2100 Supp Svcs-Students									
800 Other Objects	453,119.47	0.00	0.00	0.00	0.00	0.00	453,119.47	0.00	0.00
Function - 2100 Supp Svcs-Students	\$453,119.47	\$0.00	\$0.00	\$0.00	\$0.00	\$0.00	\$453,119.47	\$0.00	\$0.00
Project - 000 NON-CATEGORICAL EXP	\$453,119.47	\$0.00	\$0.00	\$0.00	\$0.00	\$0.00	\$453,119.47	\$0.00	\$0.00
Project - 204 Lonnie & Erma Combs Scholarship 95%									
Function - 2100 Supp Svcs-Students									
800 Other Objects	0.00	10,000.00	10,000.00	238,876.66	8,000.00	8,000.00	-238,876.66	2,000.00	2,000.00
Function - 2100 Supp Svcs-Students	\$0.00	\$10,000.00	\$10,000.00	\$238,876.66	\$8,000.00	\$8,000.00	(\$238,876.66)	\$2,000.00	\$2,000.00
Project - 204 Lonnie & Erma Combs Scholarship 95%	\$0.00	\$10,000.00	\$10,000.00	\$238,876.66	\$8,000.00	\$8,000.00	(\$238,876.66)	\$2,000.00	\$2,000.00
Project - 220 Edith Mayes Scholarship									
Function - 2100 Supp Svcs-Students									
800 Other Objects	0.00	500.00	500.00	29,004.10	0.00	0.00	-29,004.10	500.00	500.00
Function - 2100 Supp Svcs-Students	\$0.00	\$500.00	\$500.00	\$29,004.10	\$0.00	\$0.00	(\$29,004.10)	\$500.00	\$500.00
Project - 220 Edith Mayes Scholarship	\$0.00	\$500.00	\$500.00	\$29,004.10	\$0.00	\$0.00	(\$29,004.10)	\$500.00	\$500.00
Project - 224 John A & Myrtle I Dickey Award									
Function - 2100 Supp Svcs-Students									
800 Other Objects	0.00	500.00	500.00	13,619.65	500.00	500.00	-13,619.65	0.00	0.00
Function - 2100 Supp Svcs-Students	\$0.00	\$500.00	\$500.00	\$13,619.65	\$500.00	\$500.00	(\$13,619.65)	\$0.00	\$0.00
Project - 224 John A & Myrtle I Dickey Award	\$0.00	\$500.00	\$500.00	\$13,619.65	\$500.00	\$500.00	(\$13,619.65)	\$0.00	\$0.00
Project - 235 Zeola (Schneider) Trust Scholarship									
Function - 2100 Supp Svcs-Students									
800 Other Objects	0.00	4,000.00	4,000.00	110,607.42	3,000.00	3,000.00	-110,607.42	1,000.00	1,000.00
Function - 2100 Supp Svcs-Students	\$0.00	\$4,000.00	\$4,000.00	\$110,607.42	\$3,000.00	\$3,000.00	(\$110,607.42)	\$1,000.00	\$1,000.00
Project - 235 Zeola (Schneider) Trust Scholarship	\$0.00	\$4,000.00	\$4,000.00	\$110,607.42	\$3,000.00	\$3,000.00	(\$110,607.42)	\$1,000.00	\$1,000.00
Project - 236 Betty June Sneed Scholarship									
Function - 2100 Supp Svcs-Students									
800 Other Objects	0.00	2,000.00	2,000.00	53,815.13	2,000.00	2,000.00	-53,815.13	0.00	0.00

Enid Public Schools Budget Yearly Comparison

Options: Year: 2025-2026, Date Range: 7/1/2025 - 6/30/2026, Classification Bolding: D

Classification	-----2025-2026-----			-----2024-2025-----			-----Difference-----		
	Appr.	Enc.	Paid	Appr.	Enc.	Paid	Appr.	Enc.	Paid
Function - 2100 Supp Svcs-Students	\$0.00	\$2,000.00	\$2,000.00	\$53,815.13	\$2,000.00	\$2,000.00	(\$53,815.13)	\$0.00	\$0.00
Project - 236 Betty June Sneed Scholarship	\$0.00	\$2,000.00	\$2,000.00	\$53,815.13	\$2,000.00	\$2,000.00	(\$53,815.13)	\$0.00	\$0.00
Fund - 50 ENDOWMENT FUNDS	\$453,119.47	\$17,000.00	\$17,000.00	\$445,922.96	\$13,500.00	\$13,500.00	\$7,196.51	\$3,500.00	\$3,500.00
Report Total:	\$453,119.47	\$17,000.00	\$17,000.00	\$445,922.96	\$13,500.00	\$13,500.00	\$7,196.51	\$3,500.00	\$3,500.00

FY 2026 State Aid Allocation Projection/Budget Summary

FY2025 State Aid	FY2026 State Aid Initial	Difference
\$35,618,433.90	\$34,325,698.67	-\$1,292,735.23

WADM 12,614.70 WADM 12,198.58

FY2025 Initial State Aid

\$35,345,662.61

FY26 Projected Revenue 11/01		\$100,485,519.60
FY26 Projected Expenditures		\$77,095,000.00
FY25 Revenue	\$102,978,217.49	
FY25 Expenditures	\$77,543,089.16	
FY25 Carryover + (FY24 Reserves)	\$25,435,519.60	
Projected FY26 Carryover		\$23,390,519.60
Decrease to Carryover Funds FY26 Projected		-\$2,045,000.00

Impact for FY25 Budget and Beyond

The cost of doing business for the school district continues to increase. New interactive boards need to be purchased, \$225,000. Spending will need to continue to be reduced as we are looking at reduced student enrollment numbers. Expenditures need to stabilize somewhere between \$74,000,000 and \$76,500,000 for all expenditures to stabilize the budget for the longterm.

Key Factors for funding and budget stabilization

1. Staffing evaluation for reduced student WADM. Evaluate every open position for need.
2. Begin a reduction in one time expenditures and take care of most needed improvements within FY26.

Exhibit "A"

Approve hiring the following personnel:

A. Recommend Approval to Hire-Certified Temporary Pending Certification Contract (1st Year Temporary) (2025-2026 School Year):

Adina Blackwell, Elementary

B. Recommend Approval to Hire – Support Contract:

Anthony Clardy, Bus driver
Laura Cynor, Food Tech Secondar
Mia Dunlap, ISP
Hannah Ivey, Teacher Assistant, Sped
Rose Jimenez, Food Service Elementary
Griselda Medina-Munoz, Food Tech
Luke Murray, Cafeteria Monitor
Kian Ogg, Crossing Guard
Hannah Stewart, Transitional TA- Para Fed
Juanita Sutton, Bus Driver
Arianna Turner, Teacher Assistant, Sped

Notification of Reassignments, Retirements and/or Resignations as Approved by the Superintendent:

A. Resignation -Certified

Neva Treptau, Elementary Music

B. Resignations – Support:

Misty Best, Teacher Assistant Sped
Michelle Castor-Career Quest Coach
Berenice Hernandez-Rubalcava, Food Tech
Margaret Koffskey- Paraprofessional
Mariana Rodriguez, Food Tech
Joan Parker-ISP
Kari Stuer-Paraprofessional
Christina Walker, Paraprofessional

Exhibit "A"

Approve hiring the following personnel:

A. Recommend Approval to Hire-Certified Temporary Pending Certification Contract (1st Year Temporary) (2025-2026 School Year):

Adina Blackwell, Elementary

B. Recommend Approval to Hire – Support Contract:

Anthony Clardy, Bus driver
Laura Cynor, Food Tech Secondar
Mia Dunlap, ISP
Hannah Ivey, Teacher Assistant, Sped
Rose Jimenez, Food Service Elementary
Griselda Medina-Munoz, Food Tech
Luke Murray, Cafeteria Monitor
Kian Ogg, Crossing Guard
Hannah Stewart, Transitional TA- Para Fed
Juanita Sutton, Bus Driver
Arianna Turner, Teacher Assistant, Sped

Notification of Reassignments, Retirements and/or Resignations as Approved by the Superintendent:

A. Resignation -Certified

Neva Treptau, Elementary Music

B. Resignations – Support:

Misty Best, Teacher Assistant Sped
Michelle Castor-Career Quest Coach
Berenice Hernandez-Rubalcava, Food Tech
Margaret Koffskey- Paraprofessional
Mariana Rodriguez, Food Tech
Joan Parker-ISP
Kari Stuer-Paraprofessional
Christina Walker, Paraprofessional

Exhibit "A"

Approve hiring the following personnel:

A. Recommend Approval to Hire-Certified Temporary Pending Certification Contract (1st Year Temporary) (2025-2026 School Year):

Adina Blackwell, Elementary

B. Recommend Approval to Hire – Support Contract:

Anthony Clardy, Bus driver

Laura Cynor, Food Tech Secondar

Mia Dunlap, ISP

Hannah Ivey, Teacher Assistant, Sped

Rose Jimenez, Food Service Elementary

Griselda Medina-Munoz, Food Tech

Luke Murray, Cafeteria Monitor

Kian Ogg, Crossing Guard

Hannah Stewart, Transitional TA- Para Fed

Juanita Sutton, Bus Driver

Arianna Turner, Teacher Assistant, Sped

Notification of Reassignments, Retirements and/or Resignations as Approved by the Superintendent:

A. Resignation -Certified

Neva Treptau, Elementary Music

B. Resignations – Support:

Misty Best, Teacher Assistant Sped

Michelle Castor-Career Quest Coach

Berenice Hernandez-Rubalcava, Food Tech

Margaret Koffskey- Paraprofessional

Mariana Rodriguez, Food Tech

Joan Parker-ISP

Kari Stuer-Paraprofessional

Christina Walker, Paraprofessional