

Regular August 2013 Meeting (5:00) & Annual Board Retreat (7:00)

Monday, August 12, 2013 5:00 PM

1. Call the meeting to order
 - 1.1. Roll Call
 - 1.2. Verification of Open Meetings Act Notice
 - 1.3. Verification of publication of meeting notice
2. Consider and approve minutes of previous meeting

Motion to approve the the minutes from the previous month's meeting passed with a motion by John Siel and a second by Raquel Felzien.
Scott Herrick: Absent, Raquel Felzien: Yea, Ron Fritson: Yea, James Haussermann: Yea, Kim Molzahn: Yea, John Siel: Yea
3. Consider and approve the current board meeting agenda

Motion to approve the current month's board meeting agenda as presented passed with a motion by Raquel Felzien and a second by Kim Molzahn.
Scott Herrick: Absent, Raquel Felzien: Yea, Ron Fritson: Yea, James Haussermann: Yea, Kim Molzahn: Yea, John Siel: Yea
4. Consider and approve bills

Motion to approve bills as presented passed with a motion by Kim Molzahn and a second by James Haussermann.
Scott Herrick: Absent, Raquel Felzien: Yea, Ron Fritson: Yea, James Haussermann: Yea, Kim Molzahn: Yea, John Siel: Yea

 - 4.1. Consider and approve R & R repair bill in the amount of \$110.09

Motion to approve bill from R & R in the amount of \$110.09 passed with a motion by James Haussermann and a second by Kim Molzahn.
Scott Herrick: Absent, Raquel Felzien: Yea, Ron Fritson: Yea, James Haussermann: Yea, Kim Molzahn: Yea, John Siel: Yea
 - 4.2. Consider and approve payment of \$43,228.88 from the general fund to Magnum Roofing as partial payment of metal roof installation over the south central portion of the school

Motion to approve payment of \$43,228.88 from the general fund to Magnum Roofing as partial payment of metal roof installation over the south central portion of the school passed with a motion by John Siel and a second by Raquel Felzien.
Scott Herrick: Absent, Raquel Felzien: Yea, Ron Fritson: Yea, James Haussermann: Yea, Kim Molzahn: Yea, John Siel: Yea
 - 4.3. Consider and approve payment of \$85,771.12 from the special building fund to Magnum Roofing as partial payment of metal roof installation over the south central portion of the school

Motion to approve payment of \$85,771.12 to Magnum Roofing from the special building fund passed with a motion by John Siel and a second by Kim Molzahn.
Scott Herrick: Absent, Raquel Felzien: Yea, Ron Fritson: Yea, James Haussermann: Yea, Kim Molzahn: Yea, John Siel: Yea
 - 4.4. Consider and approve payment in the amount of \$630.07 from the depreciation fund to Wilson Flooring for replacement of baseboard in restroom areas

Motion to approve payment in the amount of \$630.07 from the depreciation fund to Wilson Flooring for replacement of baseboard in restroom areas passed with a motion by Kim Molzahn and a second by James Haussermann.

Scott Herrick: Absent, Raquel Felzien: Yea, Ron Fritson: Yea, James Haussermann: Yea, Kim Molzahn: Yea, John Siel: Yea

5. Visitors' Comments

6. Reports

6.1. Principal's Report

6.2. Superintendent's Report

6.2.1. 2013-14 Budget Draft

6.2.2. Projected Enrollment Information

6.2.3. Complete Revised Franklin Public School Board Policies Available On-Line

6.2.4. Obamacare Presentation to Paras and Kitchen Staff

7. Action Items

7.1. Consider and approve time and date for 2013-14 Franklin Public Schools Budget Hearing

Motion to approve time for 2013-14 Franklin Public Schools Budget Hearing at 8:00 PM on September 9th at the Franklin Public Schools Media Cener. passed with a motion by Raquel Felzien and a second by John Siel.

Scott Herrick: Absent, Raquel Felzien: Yea, Ron Fritson: Yea, James Haussermann: Yea, Kim Molzahn: Yea, John Siel: Yea

7.2. Consider and approve time and date for the 2013-14 Franklin Public Schools Property Tax Request Hearing

Motion to approve time and date for the 2013-14 Franklin Public School Property Tax Request Hearing at 8:10 PM on September 9th at the Franklin Public Schools Media Center. passed with a motion by John Siel and a second by Raquel Felzien.

Scott Herrick: Absent, Raquel Felzien: Yea, Ron Fritson: Yea, James Haussermann: Yea, Kim Molzahn: Yea, John Siel: Yea

7.3. Consider and approve accessing an addition 2% of the Franklin Public School District's 2012/13 Certificated General Fund Budget Authority

Motion to approve accessing an addition 2% of the Franklin Public School District's 2012/13 Certificated General Fund Budget Authority passed with a motion by Kim Molzahn and a second by John Siel.

Scott Herrick: Absent, Raquel Felzien: Yea, Ron Fritson: Yea, James Haussermann: Yea, Kim Molzahn: Yea, John Siel: Yea

7.4. Consider and approve \$20,000 transfer from the Franklin Public School's General Fund to the Franklin Public Schools Lunch Fund

Motion to approve the transfer of \$20,000 from the Franklin Public School's General fund to the Franklin Public School's Lunch Fund passed with a motion by Raquel Felzien and a second by James Haussermann.

Scott Herrick: Absent, Raquel Felzien: Yea, Ron Fritson: Yea, James Haussermann: Yea, Kim Molzahn: Yea, John Siel: Yea

7.5. Consider and approve interfund loan in the amount of \$70,000 from the general fund to the special building fund for the purpose of paying for site improvements made during the Summer of 2013

Motion to approve interfund loan in the amount of \$70,000 from the general fund to the special building fund for the purpose of paying for site improvements made during the

Summer of 2013 passed with a motion by John Siel and a second by Raquel Felzien.
Scott Herrick: Absent, Raquel Felzien: Yea, Ron Fritson: Yea, James Haussermann: Yea,
Kim Molzahn: Yea, John Siel: Yea

- 7.6. Consider and approve renewal of membership for Franklin Public Schools in the Nebraska Rural Community Schools Association (NRCSA) for the 2013-14 School Year
Motion to approve renewal of membership for Franklin Public Schools in the Nebraska Rural Community Schools Association (NRCSA) for the 2013-14 School Year passed with a motion by Raquel Felzien and a second by John Siel.

Scott Herrick: Absent, Raquel Felzien: Yea, Ron Fritson: Yea, James Haussermann: Yea,
Kim Molzahn: Yea, John Siel: Yea

- 7.7. Consider and approve resignation of Sheryl Osantowski as pre-school paraprofessional
Motion to approve resignation of Sheryl Osantowski as pre-school paraprofessional passed with a motion by James Haussermann and a second by Raquel Felzien.

Scott Herrick: Absent, Raquel Felzien: Yea, Ron Fritson: Yea, James Haussermann: Yea,
Kim Molzahn: Yea, John Siel: Yea

- 7.8. Consider and approve declaring 1997 IH Bus (VIN#: 1HVBBABM1WH523489) as surplus for immediate sale or disposal
Motion to approve declaring 1997 IH Bus (VIN#: 1HVBBABM1WH523489) as surplus for immediate sale or disposal passed with a motion by John Siel and a second by Kim Molzahn.

Scott Herrick: Absent, Raquel Felzien: Yea, Ron Fritson: Yea, James Haussermann: Yea,
Kim Molzahn: Yea, John Siel: Yea

8. Discussion Items

- 8.1. Determine time, location, and attendees for the second August Board Meeting
8.2. Marcia Herring, Guest Presenter from the Nebraska Association of School Boards

9. Positive Comments

10. Adjournment

Motion to adjourn at the meeting at 10:17 PM. passed with a motion by John Siel and a second by Raquel Felzien.

Scott Herrick: Absent, Raquel Felzien: Yea, Ron Fritson: Yea, James Haussermann: Yea,
Kim Molzahn: Yea, John Siel: Yea

Franklin Public Schools Board Of Education Meeting Minutes

Regular July Meeting

July 08, 2013 @ 8:00 PM

Franklin Public Schools Media Center

Board Members Present & Absent

Attendance Taken at 8:01 PM:

Present Board Members:

Raquel Felzien
Ron Fritson
James Haussermann
Kim Molzahn
John Siel

Absent Board Members:

Scott Herrick

1. Call the meeting to order

The regular, July 8th, 2013, meeting of the Franklin Public School Board was opened by Board President Ron Fritson at 8:00 PM.

1.1. Roll Call

Board President Ron Fritson took the roll call.

1.2. Verification of Open Meetings Act Notice

Board Member Felzien verified that the Open Meetings Notice was posted in the Franklin Public School's Media Center.

1.3. Verification of publication of meeting notice

Board Member Siel verified that the meeting notice was published in the Franklin Chronicle.

2. Consider and approve minutes from the June 12th Regular Board Meeting

Motion to approve minutes from the June 12th Regular Board Meeting passed with a motion by Kim Molzahn and a second by John Siel.

3. Consider and approve the current board meeting agenda

Motion to approve the current month's board meeting agenda as presented passed with a motion by Raquel Felzien and a second by John Siel.

4. Consider and approve bills

Motion to approve bills as presented passed with a motion by Raquel Felzien and a second by John Siel.

4.1. Consider and approve payment in the amount of \$15,260 to Siel Construction from the special building fund for drainage improvements constructed in conjunction with the 2013 Summer Reroofing Project

Motion to approve payment in the amount of \$15,260 to Siel Construction from the special building fund for drainage improvements constructed in conjunction with the 2013 Summer Reroofing Project passed with a motion by Raquel Felzien and a second by Kim Molzahn. Siel abstained from voting.

5. Visitors' Comments

6. Reports

6.1. Principal's Report

6.2. Superintendent's Report

6.3. Board Members' Reports

6.4. Committee Reports

7. New Business

7.1. Planning

7.2. Policy Review

8. Action Items

8.1. Consider and approve declaring items as surplus for immediate disposal or sale: 3 metal computer tables, 1 wooden table, 1 projector screen, 1 Bushhog mower-serial #: 29107 (scrap metal)

Motion to approve declaring items as surplus for immediate disposal or sale: 3 metal computer tables, 1 wooden table, 1 projector screen, 1 Bushhog mower-serial #: 29107 (scrap metal) passed with a motion by Kim Molzahn and a second by Raquel Felzien.

8.2. Consider and approve the resolution giving Monica James & Ken Schroeder the authority to make financial transactions on behalf of Franklin Public Schools with South Central State Bank

Motion to approve the resolution giving Monica James & Ken Schroeder the authority to make financial transactions on behalf of Franklin Public Schools with South Central State Bank passed with a motion by Raquel Felzien and a second by John Siel.

8.3. Consider and approve the resolution giving Monica James & Ken Schroeder the authority to make financial transactions on behalf of Franklin Public Schools with Franklin State Bank

Motion to approve the resolution giving Monica James & Ken Schroeder the authority to make financial transactions on behalf of Franklin Public Schools with Franklin State Bank passed with a motion by John Siel and a second by James Haussermann.

8.4. Consider and approve policy 8342 on first reading and waive second reading

Motion to approve revision of policy 8342 on first reading and waive second reading passed with a motion by Raquel Felzien and a second by Kim Molzahn.

8.5. Consider and approve pay increase of non-certificated staff member as discussed

No motion offered on this item, no action taken on this item.

9. Discussion Items

9.1. 1 to 1 Laptops for Students (Mr. Les Sidlo)

9.2. Weighted Grades for Secondary Students (Mrs. Kelly Simmons)

9.3. 2013 Transportation Report

9.4. Summer Projects Update

9.5. Projects to consider in advance of budget preparation

9.6. Board Retreat

9.7. Impact of 2015 Road Project

10. Positive Comments

I'm excited for school to start in 37 Days! -Raquel Felzien

Thanks to the community coaches who volunteer to coach our youth in baseball and softball players in the summer time. Congratulations to the boys little league on winning their first championship in Franklin history! -James Haussermann

The Franklin Public Library provides a fantastic summer reading program. - Shelley Kahrs

Congratulations to the Franklin Swim Team Members who qualified for the state swim meet. A special thank you to the coaches who work so well with these swimmers! -Ken Schroeder

11. Adjournment

Motion to adjourn at 9:47 PM passed with a motion by Raquel Felzien and a second by John Siel.

Franklin Public Schools
Board of Education
District 506
Franklin, Nebraska 68939

Regular August Meeting & Annual Board Retreat
Monday - August 12th, 2013

Meeting Time: 5:00-6:00 PM (FPS Media Center)

7:00-9:30 (Burchell's White Hill Farmhouse-1575 30 Rd, Minden, NE)

BILLS COMMITTEE: Scott & Kim (August & September)

*R&R Claim \$110.09

General Fund

July 31, 2013

Check Beginning Balance	6/30/13	\$945,066.88	
	Claims for 7/8/13 Meeting	(\$68,640.31)	
	July Local Ppd Claims	(\$28,165.76)	
	July Payroll	(\$262,161.93)	
	Lunch Fund Reim for May Payroll	\$6,959.86	
	Lunch Fund Reim for June Payroll	\$6,357.65	
	Lunch Fund Reim for July Payroll	\$3,326.68	
	Dir Dep's, Deposits & Int	\$102,083.45	
	Service Charge - Bank Correction	\$7.25	
	Service Charge- Bank Error	(\$7.25)	corrected 8/1/2013
	End of Month Checking Balance		\$704,826.52
	7/31/13 Investments	\$924,608.82	
	7/2013 Interest	\$887.12	
	7/31/13		\$925,495.94
Total General Fund 7/31/13			\$1,630,322.46
	Checking FSB 7/31/13	\$747,238.31	
	Less Outstanding checks	(\$42,419.04)	
	Plus Outstanding Bank Charge Correction	\$7.25	
	Plus Outstanding Deposits	\$0.00	
	7/31/13		\$704,826.52
FSB	CD # 33723	\$105,970.77	8/1/13 3 Mths
FSB	CD # 34031	\$311,526.20	7/1/13 3 Mths
FSB	CD # 34032	\$313,660.69	10/1/13 6 Mth
SCSB	CD # 402352	\$121,302.14	2/1/13 Mthly
SCSB	CD # 402354	\$73,036.14	2/1/13 Mthly
	Investment Total 7/31/13		\$925,495.94
Recon Total	7/31/13		\$1,630,322.46

Revenue Summary Report

Processing Month: 07/2013

Regular; Processing Month 07/2013; Fund Number 01

Fund: 01 GENERAL FUND

Account Number	Description	Revised Budget	During Month	To Date	% of Budget	Budget Balance
01 1110	LOCAL PROPERTY TAX	2,727,378.00	17,835.20	2,496,671.93	91.54	230,706.07
01 1115	CARLINE TAX	0.00	0.00	311.03	0.00	(311.03)
01 1125	MOTOR VEHICLE TAX	100,000.00	6,479.97	124,296.39	124.30	(24,296.39)
01 1240	TUITION REC FROM INDIVID - SP ED	500.00	0.00	0.00	0.00	500.00
01 1270	PRE-SCHOOL TUITION	0.00	0.00	2,880.00	0.00	(2,880.00)
01 1410	INTEREST	20,000.00	1,124.07	8,151.53	40.76	11,848.47
01 1610	LOCAL LICENSES AND FEES	1,000.00	0.00	1,600.00	160.00	(600.00)
01 1620	POLICE COURT FINES	0.00	0.00	345.00	0.00	(345.00)
01 1990	OTHER LOCAL RECEIPTS	1,000.00	0.00	0.00	0.00	1,000.00
Subtotal: LOCAL RECIEPTS		2,849,878.00	25,439.24	2,634,255.88	92.43	215,622.12
01 2110	COUNTY FINES AND LIC. FEES	5,000.00	754.49	5,213.21	104.26	(213.21)
01 2130	OTHER COUNTY RECEIPTS	0.00	0.00	860.16	0.00	(860.16)
01 2160	PRO-RATE MOTOR VEHICLES	0.00	2,656.89	4,681.94	0.00	(4,681.94)
Subtotal: COUNTY AND ESU RECEIPTS		5,000.00	3,411.38	10,755.31	215.11	(5,755.31)
01 3110	STATE AID	951,513.00	0.00	951,513.98	100.00	(0.98)
01 3120	S P E D	150,000.00	0.00	260,072.00	173.38	(110,072.00)
01 3125	SPECIAL ED TRANSPORTATION SCHOOL AGE	2,500.00	0.00	0.00	0.00	2,500.00
01 3130	HOMESTEAD EXEMPTION	0.00	6,068.31	30,341.53	0.00	(30,341.53)
01 3131	RELIEF TO PROPERTY TAX	0.00	0.00	106,219.12	0.00	(106,219.12)
01 3135	HIGH ABILITY LEARNERS	3,500.00	0.00	4,288.00	122.51	(788.00)
01 3180	PRO-RATE MOTOR VEHICLE	3,000.00	0.00	2,505.34	83.51	494.66
01 3200	STATE APPORTIONMENT	35,000.00	0.00	39,391.30	112.55	(4,391.30)
01 3300	IN-LIEU OF SCH. LAND TAX	5,000.00	365.32	11,693.61	233.87	(6,693.61)
01 3500	STATE CATEGORICAL PROGRAMS	25,000.00	0.00	0.00	0.00	25,000.00
01 3512	DISTANCE EDUCATION INCENTIVE PAYMENTS	0.00	0.00	5,000.00	0.00	(5,000.00)
01 3540	EARLY CHILDHOOD	0.00	0.00	26,033.00	0.00	(26,033.00)
01 3990	OTHER STATE RECEIPTS	2,500.00	0.00	0.00	0.00	2,500.00
Subtotal: STATE RECEIPTS		1,178,013.00	6,433.63	1,437,057.88	121.99	(259,044.88)
01 4200	TITLE I	70,000.00	0.00	60,300.00	86.14	9,700.00
01 4310	TITLE IIA	14,000.00	14,411.00	28,405.00	202.89	(14,405.00)
01 4315	TITLE II, PART B NCLB	0.00	0.00	400.00	0.00	(400.00)
01 4320	Innovation Ed Prog(Include NCLB TitleV)	0.00	0.00	0.00	0.00	0.00
01 4404	IDEA BASE	5,000.00	0.00	0.00	0.00	5,000.00
01 4406	IDEA PRESCHOOL(619) BASE ALLOCATION	0.00	0.00	0.00	0.00	0.00
01 4410	IDEA ENROLLMENT/POVERTY	0.00	0.00	24,588.00	0.00	(24,588.00)
01 4450	MEDICAID IN SCHOOLS	5,000.00	0.00	8,499.49	169.99	(3,499.49)
01 4455	MEDICAID ADMIN. ACTIV	50,000.00	4,330.07	22,279.20	44.56	27,720.80
01 4580	ARRA: ED JOBS FUND PROGRAM	0.00	0.00	0.00	0.00	0.00
01 4593	IDEA ENROLLMENT POVERTY	0.00	0.00	0.00	0.00	0.00
01 4599	FED STIMULUS/STATE AID	0.00	0.00	0.00	0.00	0.00
01 4610	ARRA: IDEA PART B(611) ENROLL/POV	0.00	0.00	0.00	0.00	0.00
01 4630	ARRA: IDEA PRESCHOOL(619) ENROLL/POV	0.00	0.00	0.00	0.00	0.00
01 4690	OTHER FEDERAL NON-CATEGORICAL RECEIPTS	90,000.00	0.00	0.00	0.00	90,000.00
01 4810	ARRA TITLE I PART D	0.00	0.00	0.00	0.00	0.00
01 4850	UNIVERSAL SERVICE FUND (E-RATE)	0.00	0.00	4,236.03	0.00	(4,236.03)
01 4960	DRUG FREE SCHOOLS	0.00	0.00	0.00	0.00	0.00
01 4985	TITLE II PART D	0.00	0.00	0.00	0.00	0.00
01 4990	OTHER FED CATEGORICAL REC.	0.00	0.00	0.00	0.00	0.00
Subtotal: FEDERAL RECEIPTS		234,000.00	18,741.07	148,707.72	63.55	85,292.28
01 5200	LONG TERM LOANS	337,665.00	0.00	0.00	0.00	337,665.00
01 5300	INSURANCE ADJUSTMENTS	48,000.00	43,228.88	44,150.88	91.98	3,849.12
01 5400	SALE OF PROPERTY	100.00	102.12	3,219.12	3,219.12	(3,119.12)

Revenue Summary Report

Processing Month: 07/2013

Regular; Processing Month 07/2013; Fund Number 06

Fund: 06 SCHOOL LUNCH FUND

<u>Account Number</u>	<u>Description</u>	<u>Revised Budget</u>	<u>During Month</u>	<u>To Date</u>	<u>% of Budget</u>	<u>Budget Balance</u>
06 1410	INTEREST	0.00	3.70	44.42	0.00	(44.42)
06 1720	SALE OF LUNCHES/MILK	0.00	0.00	56,124.39	0.00	(56,124.39)
	Subtotal: LOCAL RECIEPTS	0.00	3.70	56,168.81	0.00	(56,168.81)
06 3150	STATE REIMBURSEMENT(OF NUTRITION PROG)	0.00	0.00	598.82	0.00	(598.82)
	Subtotal: STATE RECEIPTS	0.00	0.00	598.82	0.00	(598.82)
06 4800	FEDERAL REIMBURSEMENT(OF NUTRIT PRGMS)	0.00	0.00	72,956.49	0.00	(72,956.49)
	Subtotal: FEDERAL RECEIPTS	0.00	0.00	72,956.49	0.00	(72,956.49)
06 5500	TRANSFERS FROM FUNDS (INCOMING)	0.00	20,000.00	40,000.00	0.00	(40,000.00)
	Subtotal: NON-REVENUE RECEIPTS	0.00	20,000.00	40,000.00	0.00	(40,000.00)
	Fund Total:	0.00	20,003.70	169,724.12	0.00	(169,724.12)

Lunch Fund**July 31, 2013**

Balance on hand:	6/30/13	\$21,180.70
Receipts:	Meals, milk & juice	\$0.00
	Transfer from General Fund	\$20,000.00
	Fed Reim	\$0.00
	State Reim	\$0.00
	Interest Checking	\$3.70
	Misc Deposits AF Reim's to Lunch	\$0.00
	July claims paid with Gen cks -Reimb Gen	\$0.00
	Correct Mireau Code Error M Goebel Jan-Mar Insurance	\$0.00
	Payroll Reim to GF	(\$16,644.19)
		\$0.00
Balance on hand:	7/31/13	\$24,540.21
Reconciliation:		
FSB	Super Now Acct Ckg	\$24,540.21
	plus outstanding deposits	\$0.00
	less outstanding checks	\$0.00
Recon Total	7/31/13	\$24,540.21
	outstanding claims	\$0.00
	Payroll Estimates, May	(\$4,000.00)
	outstanding Receipts	\$0.00
	Net Estimate Cash Resource	\$20,540.21

Revenue Summary Report

Processing Month: 07/2013

Regular; Processing Month 07/2013; Fund Number 01

Fund: 01 GENERAL FUND

<u>Account Number</u>	<u>Description</u>	<u>Revised Budget</u>	<u>During Month</u>	<u>To Date</u>	<u>% of Budget</u>	<u>Budget Balance</u>
01 5500	TRANSFERS FROM FUNDS (INCOMING)	0.00	4,658.30	0.00	0.00	0.00
01 5690	OTHER NON-REVENUE REC.	0.00	85.50	710.50	0.00	(710.50)
Subtotal: NON-REVENUE RECEIPTS		385,765.00	48,074.80	48,080.50	12.46	337,684.50
Fund Total:		4,652,656.00	102,100.12	4,278,857.29	91.97	373,798.71

Building Fund

		July 31, 2013	
Balance on hand:	Bank Stmt 6/30/2013	\$7,642.18	
	CD balace 6/30/13	\$85,864.34	Cashed 7/10/13
Receipts:	Interest	\$101.11	
	Misc		
Disbursements:		(\$15,260.00)	
Balance on hand:	7/31/13	\$78,347.63	

Reconciliation:		7/31/13	Matures	Next Mature
FSB	Super Now Acct Ckg	\$78,347.63	NA	NA
	C#33233	\$0.00	3 Mths	7/2/13
	C#33381	\$0.00	Mthly	6/1/13
SCSB	C#404520	\$0.00	12 Mths	10/1/13
Recon Total	7/31/13	\$78,347.63		

Depreciation Fund

		July 31, 2013	
Balance on hand:	3/31/13	\$128,529.23	
Receipts:		\$0.00	
Disbursements:	Claims	\$0.00	
Balance on hand:	7/31/13	\$128,529.23	

Reconciliation:		7/31/13	
FSB Checking		\$128,529.23	
	plus outstanding dep	\$0.00	
	less outstanding chks	\$0.00	
Recon Total	7/13/13	\$128,529.23	

Employee Benefit/Unemployment Ins Fund

		July 31, 2013	
Balance on hand:	6/30/13	\$8,816.71	
Receipts:	Interest	\$6.54	
Disbursements:		\$0.00	
Balance on hand:	7/31/13	\$8,823.25	

Reconciliation:			Matures	Next Mature
FSB	Now Acct Ckg	\$4,941.99	N/A	N/A
	Less Outstanding Ck	\$0.00		
	C#33386	\$3,881.26	6 Mths	10/1/13
Recon Total	7/31/13	\$8,823.25		

Cafeterian Plan

July 31, 2013

Balance on hand:		6/30/13	\$39,455.71
Receipts:	Transfer frm General Fund for 2012-13SY		\$0.00
	Reim from Employees Payroll-May		\$3,053.32
	Reim from Employees Payroll-July		\$2,993.32
	Reim from Employees Non-Qualified Exp		\$0.00
Disbursements:	Claim Checks 2011-12SY		\$0.00
AMGL & Employees	Claims Checks 2012-13SY		(\$2,892.97)
	FLEX Reim GF for Debit Card Expenses		\$0.00
	Claims Debit Cards		(\$1,709.33)
	Repayment to GF for 2011-12 SY		\$0.00
Balance on hand:		7/31/13	\$40,900.05
Reconciliation:			
FSB Checking		7/31/13	\$41,765.77
	less outstanding chks		(\$865.72)
Recon Total		7/31/13	\$40,900.05

07/2013 - 07/2013

Regular; Beg Month 07/2013; Processing Month 07/2013; Active Chart of Account Number: True; Fund Number: 05

Fund: 05 ACTIVITY FUND

Chart of Account Number	Chart of Account Description	Beginning Balance	Expenses	Revenues	Balance Change	Balance
05 704 0001	ATHLETICS	(17,668.33)	5,223.14	75.00	0.00	(22,816.47)
05 704 0002	CAMPS	5,370.00	0.00	0.00	0.00	5,370.00
05 704 0003	CROSS COUNTRY	0.00	0.00	0.00	0.00	0.00
05 704 0004	BASKETBALL/BOYS	577.50	0.00	0.00	0.00	577.50
05 704 0005	BASKETBALL/GIRLS	1,041.23	0.00	0.00	0.00	1,041.23
05 704 0006	Football	971.71	0.00	488.00	0.00	1,459.71
05 704 0007	GOLF	(269.00)	0.00	0.00	0.00	(269.00)
05 704 0008	TRACK/GIRLS	1,346.87	0.00	0.00	0.00	1,346.87
05 704 0010	VOLLEYBALL	718.52	416.50	0.00	0.00	302.02
05 704 0011	WRESTLING	543.01	0.00	0.00	0.00	543.01
05 704 0015	ANNUAL	(4,295.16)	0.00	305.67	0.00	(3,989.49)
05 704 0016	BAND	3,582.82	41.50	0.00	0.00	3,541.32
05 704 0017	CHEER SQUAD	3,812.41	2,494.94	449.99	0.00	1,767.46
05 704 0019	CONCESSIONS	1,656.62	0.00	0.00	0.00	1,656.62
05 704 0020	FCCLA	2,418.07	59.90	0.00	0.00	2,358.17
05 704 0021	FFA	3,253.84	529.32	434.00	0.00	3,158.52
05 704 0022	FOREIGN LANGUAGE	1,646.38	0.00	0.00	0.00	1,646.38
05 704 0023	FRESHMAN	496.93	0.00	0.00	0.00	496.93
05 704 0024	JUNIORS	1,948.05	0.00	0.00	0.00	1,948.05
05 704 0025	SENIOR BANNERS	487.88	0.00	0.00	0.00	487.88
05 704 0026	NHS	5,891.96	85.00	0.00	0.00	5,806.96
05 704 0027	OMI/GIFTED	182.93	0.00	0.00	0.00	182.93
05 704 0028	SCIENCE CLUB	1,006.62	0.00	0.00	0.00	1,006.62
05 704 0029	SENIORS	576.17	27.50	0.00	0.00	548.67
05 704 0030	SOPHMORES	922.09	0.00	0.00	0.00	922.09
05 704 0031	STUDENT COUNCIL	816.95	0.00	0.00	0.00	816.95
05 704 0032	VOCAL	1,157.06	393.95	262.50	0.00	1,025.61
05 704 0034	CAPS/GOWNS	1,614.39	0.00	0.00	0.00	1,614.39
05 704 0037	GREENHOUSE	5,400.88	0.00	0.00	0.00	5,400.88
05 704 0038	COURTESY	(59.23)	93.00	0.00	0.00	(152.23)
05 704 0039	ELEMENTARY TEACHERS	1,178.46	0.00	0.00	0.00	1,178.46
05 704 0040	INDUSTRIAL ARTS	1,930.81	0.00	0.00	0.00	1,930.81
05 704 0041	INVESTMENTS	20,846.10	0.00	20.79	0.00	20,866.89
05 704 0043	LIBRARY	100.00	0.00	0.00	0.00	100.00
05 704 0046	SPECIAL PROJECTS	8,360.33	0.00	6.57	0.00	8,366.90
05 704 0047	SPEECH/DRAMA	(1,654.12)	69.64	0.00	0.00	(1,733.76)
05 704 0048	ENTREPRENEURSHIP	73.86	0.00	0.00	0.00	73.86

Regular; Beg Month 07/2013; Processing Month 07/2013; Active Chart of Account Number True; Fund Number 05

Fund: 05 ACTIVITY FUND

Chart of Account Number	Chart of Account Description	Beginning Balance	Expenses	Revenues	Balance Change	Balance
05 704 0049	ACE, 40 Dev Assets	822.36	0.00	0.00	0.00	822.36
05 704 0050	IND ARTS/DONATIONS	1,103.48	0.00	0.00	0.00	1,103.48
Fund Total: 05		57,900.45	9,434.39	2,042.52	0.00	50,508.58

<u>Vendor Name</u>	<u>Invoice</u>	<u>Check #</u>	<u>Amount</u>
<u>Account Number</u>	<u>Description</u>		<u>Amount</u>
<u>Checking</u>	1		
Checking	1	Fund: 01 GENERAL FUND	
#611020 LUNCH FUND	072513	1619	20,000.00
01 8000 750 0	TRANSFERS TO THE SCHOOL LUNCH FUND		20,000.00
			Vendor Total: 20,000.00
CHASE CARD SERVICES	0714Stmt	1621	466.27
01 1100 670 2	TRAVEL/MILEAGE, Guitar Wksp Fuel,Price		107.04
01 1100 670 2	TRAVEL/MILEAGE, Guitar Wksp Meals,Price		73.61
01 1100 413 2	INDUSTRIAL ARTS, Rpr Router, Vetter		70.20
01 1100 413 2	INDUSTRIAL ARTS, Rpr Imp Nailer, Vetter		126.42
01 2190 630 2	Dues/Entries/Fees-ASCD, AD, Boettcher		89.00
			Vendor Total: 466.27
COOPERATIVE PRODUCERS INC.	063013Stmt	1613	55.80
01 2610 410 0	SUPPLIES, Chemicals, Grounds		55.80
			Vendor Total: 55.80
DORN INSURANCE AGENCY INC.	416	1614	307.00
01 2750 644 0	VEHICLE INSURANCE, 08 Blue Bird Bus		307.00
			Vendor Total: 307.00
ELECTROSTATIC PAINTING BY DAVID DOWLAND & CO, LLC	5196	1608	800.00
01 2620 310 0	Painting 5 Bathroom Stalls		800.00
			Vendor Total: 800.00
Franklin County Sheriff	87197	1606	10.00
01 2750 690 0	Inspection 2008 Blue Bird bus		10.00
			Vendor Total: 10.00
FRANKLIN COUNTY TREASURER	2013 0708 792	1607	10.00
01 2750 690 0	Title 2008 Blue Bird Bus		10.00
			Vendor Total: 10.00
HOMETOWN LEASING	024/025	1610	3,162.72
01 5000 610 0	June Copier Lease		1,581.36
01 5000 610 0	July Copier Lease		1,581.36
HOMETOWN LEASING	071513-6/7	1609	3,162.72
01 5000 610 0	June/July copier lease		3,162.72
HOMETOWN LEASING	V*071513-6/7	1609	(3,162.72)
01 5000 610 0	June/July copier lease		(3,162.72)
			Vendor Total: 3,162.72

<u>Vendor Name</u>	<u>Invoice</u>	<u>Check #</u>	<u>Amount</u>	
<u>Account Number</u>	<u>Description</u>		<u>Amount</u>	
Kazoobie Kazoos	35758	1616	62.25	
01 1100 411 2	BAND, M Price		62.25	
Kazoobie Kazoos	35758-1	1617	42.09	
01 1100 411 2	BAND, M Price		42.09	
Kazoobie Kazoos	V*35758	1616	(62.25)	
01 1100 411 2	BAND, M Price		(62.25)	
			Vendor Total:	42.09
MUSIC ALIVE	MA5064	1612	239.95	
01 1100 412 2	VOCAL MUSIC, Music Alive mag, Antholz		239.95	
			Vendor Total:	239.95
S.E. SMITH & SONS	063013	1611	705.55	
01 2610 410 0	SUPPLIES, grounds, paint/supplies		51.46	
01 2610 410 0	SUPPLIES, custodial, paint/supplies		654.09	
			Vendor Total:	705.55
U.S. POST OFFICE	071813	1618	74.22	
01 2510 341 0	POSTAGE, calendars		74.22	
			Vendor Total:	74.22
WALMART COMMUNITY GEMB	0714Stmt	1620	421.65	
01 1100 410 1	SUPPLIES, Klover		92.65	
01 1100 415 2	PHYSICAL ED, dumbbells, T Tarman		329.00	
			Vendor Total:	421.65
WRIGHT EXPRESS FSC	063013Stmt	1615	1,870.51	
01 2750 336 0	GAS & OIL, 2013 0630 Stmt		1,870.51	
			Vendor Total:	1,870.51
			Fund Total:	28,165.76
			Checking Account Total:	28,165.76

<u>Vendor Name</u>	<u>Invoice</u>	<u>Check #</u>	<u>Amount</u>
<u>Account Number</u>	<u>Description</u>		<u>Amount</u>
Checking	1		
Checking	1	Fund: 01 GENERAL FUND	
ALMQUIST M.G. & LUTH	6773-176775	5840	100.00
01 2510 660 0	DATA PROCESSING, Flex July 2013		100.00
			Vendor Total: 100.00
ALPHA REHABILITATION PC	2853	5841	221.25
01 1216 313 1	PURCH SRVS, SLP B Wagner, July 2013		221.25
ALPHA REHABILITATION PC	2871	5841	152.24
01 1216 313 1	PURCH SRVS, OT/PT B Wagner, July 2013		152.24
			Vendor Total: 373.49
Apple Inc.	4246543209	5842	7,760.00
01 1100 560 1	COMPUTER EQUIPMENT, 20 ipad mini		7,760.00
			Vendor Total: 7,760.00
BLUE CROSS BLUE SHIELD OF NEBRASKA	3920832	5843	459.54
01 1100 230 2	HEALTH INS, R Lienemann		459.54
			Vendor Total: 459.54
BTSB-BOUND TO STAY BOUND	85819	5844	294.58
01 2222 430 0	LIBRARY BOOKS, R Haussermann		294.58
			Vendor Total: 294.58
BUILDERS WAREHOUSE	8630410I	5845	461.91
01 1100 413 2	IND ARTS, Sander, belt, blade, Vetter		461.91
			Vendor Total: 461.91
CENGAGE LEARNING	99603974	5846	89.50
01 1100 417 2	BUSINESS, D Hammer		89.50
			Vendor Total: 89.50
CHARTER COMMUNICATIONS	072413 stmt	5847	335.83
01 1100 382 2	DISTANCE EDUCATION, MBPS Opt Eth Intra		1,570.00
01 1100 382 2	DISTANCE EDUCATION, NE Univ Srv		21.83
01 1100 382 2	DISTANCE EDUCATION, Adjustments		(1,256.00)
			Vendor Total: 335.83
CITY OF FRANKLN	073113	5848	6,873.59
01 2610 323 0	WATER & SEWER		1,244.00
01 2610 322 0	ELECTRICITY		5,139.10
01 2610 324 0	GARBAGE DISPOSAL		490.49
			Vendor Total: 6,873.59

<u>Vendor Name</u>	<u>Invoice</u>	<u>Check #</u>	<u>Amount</u>
<u>Account Number</u>	<u>Description</u>		<u>Amount</u>
COMMUNICATION ENGINEERING	2013360	5849	451.00
01 2750 690 0	MISC, Move bus camera system		451.00
Vendor Total:			451.00
CREATIVE TEACHER	23615	5850	89.59
01 4200 410 0	SUPPLIES, D DeJonge		89.59
CREATIVE TEACHER	7/11pkup	5850	99.14
01 1100 410 1	SUPPLIES, B Marks		99.14
Vendor Total:			188.73
CULLIGAN OF KEARNEY	072913 stmt	5851	58.00
01 2610 410 0	SUPPLIES, Salt		47.50
01 2610 410 0	SUPPLIES, Rent Cold/Room Temp cooler		10.50
Vendor Total:			58.00
DEARBORN NATIONAL LIFE INSURANCE COMPANY	071513	5852	249.91
01 1100 260 1	LIFE INSURANCE		59.10
01 1100 260 2	LIFE INSURANCE		94.81
01 1190 260 0	LIFE INSURANCE		6.00
01 1200 260 1	LIFE INSURANCE		6.00
01 1200 260 2	LIFE INSURANCE		12.00
01 1310 260 0	LIFE INSURANCE		1.20
01 1310 260 0	LIFE INSURANCE		6.00
01 2222 260 0	LIFE INSURANCE		4.80
01 2320 260 0	LIFE INSURANCE		10.50
01 2410 260 1	LIFE INSURANCE		6.00
01 2410 260 2	LIFE INSURANCE		1.50
01 2610 260 0	LIFE INSURANCE		18.00
01 4200 260 0	LIFE INSURANCE		6.00
01 4310 260 0	LIFE INSURANCE		6.00
01 1160 260 1	LIFE INSURANCE		6.00
01 9001 260 0	Life INSURANCE		6.00
Vendor Total:			249.91
EAKES OFFICE PLUS	6156172-0	5853	320.00
01 2320 530 0	FURNITURE AND EQUIP, K Schroeder, chairs		320.00
EAKES OFFICE PLUS	6166065-0	5853	148.00
01 2510 660 0	Lathem Support Renewal		148.00
EAKES OFFICE PLUS	6173179-0	5853	410.00
01 2320 530 0	FURNITURE AND EQUIP, Cabinet, K Schroede		410.00
EAKES OFFICE PLUS	6175304-0	5853	22.99
01 2410 410 0	SUPPLIES, Gen Deposit Stamp, M James		22.99
EAKES OFFICE PLUS	S 80911	5854	5,235.40
01 1100 410 1	SUPPLIES, copies		2,617.70
01 1100 410 2	SUPPLIES, copies		2,617.70

<u>Vendor Name</u> <u>Account Number</u>	<u>Invoice</u> <u>Description</u>	<u>Check #</u>	<u>Amount</u> <u>Amount</u>	
				Vendor Total: 6,136.39
ESU 11	1797/174	5855	3,113.85	
01 1100 560 2	COMPUTER EQUIP, Fortigate w/3 yr bundle		3,113.85	
				Vendor Total: 3,113.85
FAMILY P.T. & SPORTS	1040	5856	90.08	
01 1240 319 0	PURCH SERVICES, PT, K Rewerts		90.08	
				Vendor Total: 90.08
FRANKLIN AUTO PARTS	072913 stmt	5857	405.48	
01 2750 690 0	MISC, belt, battery		338.57	
01 2750 336 0	GAS & OIL, oil- grounds		59.88	
01 2620 410 0	SUPPLIES, grounds		7.03	
				Vendor Total: 405.48
FRANKLIN COUNTY CHRONICLE	063013	5858	203.26	
01 2510 350 0	ADVERTISING/PRINTING, June 2013		203.26	
				Vendor Total: 203.26
FRONTIER	070713	5859	574.40	
01 2510 342 0	TELEPHONE, 0707-0806 billing		574.40	
				Vendor Total: 574.40
GORDON BERNARD CO.,LLC	2624	5860	978.50	
01 1100 410 2	SUPPLIES, Assignment Keepers		978.50	
GORDON BERNARD CO.,LLC	93848	5860	1,839.70	
01 1100 410 2	SUPPLIES, School Calendars		1,839.70	
				Vendor Total: 2,818.20
GOVCONNECTION, INC	50358403	5861	117.82	
01 1100 560 2	COMPUTER EQUIP, 160GB diskgo portable		117.82	
GOVCONNECTION, INC	50404241	5861	221.67	
01 1100 480 0	Replacement Lamp		221.67	
				Vendor Total: 339.49
HAMMER, DIANA	080213	5862	163.85	
01 2410 670 0	MILEAGE/TRAVEL, 290@.565, D Hammer		163.85	
				Vendor Total: 163.85
HOMETOWN LEASING	082513	5863	1,581.36	
01 5000 610 0	REDEM OF PRINCIPAL, Aug copier lease		1,581.36	
				Vendor Total: 1,581.36
HOUGHTON MIFFLIN HARCOURT	910756421	5864	688.86	

<u>Vendor Name</u> <u>Account Number</u>	<u>Invoice</u> <u>Description</u>	<u>Check #</u>	<u>Amount</u> <u>Amount</u>	
01 1100 410 1	SUPPLIES, B Johnson		688.86	
HOUGHTON MIFFLIN HARCOURT	949463281	5864	171.20	
01 1100 410 1	SUPPLIES, V Johnson		171.20	
HOUGHTON MIFFLIN HARCOURT	949545309	5864	1,469.59	
01 1100 410 2	SUPPLIES, K Schmidt		1,469.59	
HOUGHTON MIFFLIN HARCOURT	949547783	5864	275.00	
01 1100 410 2	SUPPLIES, K Schmidt		275.00	
HOUGHTON MIFFLIN HARCOURT	949562504	5864	299.85	
01 1200 410 0	SUPPLIES, P Sindt		299.85	
HOUGHTON MIFFLIN HARCOURT	949590337	5864	124.37	
01 1100 420 1	TEXTBOOKS, L Bonham		124.37	
	Vendor Total:			3,028.87
JENSEN PUBLISHING, INC	34852	5865	64.00	
01 2222 440 0	FB/BB Huskerland Prep		64.00	
	Vendor Total:			64.00
JW PEPPER & SON INC.	3348696	5866	1,217.18	
01 1100 411 2	BAND, M Price		1,217.18	
JW PEPPER & SON INC.	3350421	5866	53.99	
01 1100 411 2	BAND, M Price		53.99	
	Vendor Total:			1,271.17
K-LOG INC	13-245393-1	5869	5,479.77	
01 1100 530 2	FURNITURE/EQUIP,12 sci table, Havenridge		5,479.77	
	Vendor Total:			5,479.77
KEARNEY CRETE & BLOCK COMPANY	071513	5867	918.00	
01 2620 410 0	SUPPLIES, Curb Stops, Grounds		918.00	
	Vendor Total:			918.00
KEARNEY GLASS - SERVICE	isrv23234	5868	289.80	
01 1100 530 2	FURNITURE/EQUIPMENT, 2 Clear Mirrors		289.80	
	Vendor Total:			289.80
MATHESON TRI-GAS, INC	50451620	5870	31.00	
01 1100 413 2	INDUSTRIAL ARTS, Vetter		15.50	
01 1100 418 2	Vo Ag & FCS, Rocker		15.50	
MATHESON TRI-GAS, INC	50464209	5870	31.70	
01 1100 413 2	INDUSTRIAL ARTS, Vetter		15.85	
01 1100 418 2	Vo Ag & FCS, D Rocker		15.85	
MATHESON TRI-GAS, INC	7192259	5870	259.04	
01 1100 418 2	Vo Ag & FCS, D Rocker		259.04	
MATHESON TRI-GAS, INC	7300330	5870	106.60	
01 1100 418 2	Vo Ag & FCS, D Rocker		106.60	
	Vendor Total:			428.34

<u>Vendor Name</u>	<u>Invoice</u>	<u>Check #</u>	<u>Amount</u>
<u>Account Number</u>	<u>Description</u>		<u>Amount</u>
MCGRAW-HILL BOOK CO	74518780001	5871	546.25
01 1100 410 1	SUPPLIES, P Sidlo		546.25
MCGRAW-HILL BOOK CO	74967877001	5871	534.86
01 1100 420 1	TEXTBOOKS, L Bonham		534.86
Vendor Total:			1,081.11
MENARDS	28562	5872	251.18
01 1100 413 2	INDUSTRIAL ARTS, C Vetter		251.18
MENARDS	28563	5872	224.02
01 1100 413 2	INDUSTRIAL ARTS, C Vetter		224.02
Vendor Total:			475.20
MIERAU & CO PC	073113 stmt	5873	350.00
01 2510 660 0	DATA PROCESSING, July Payroll Srv		350.00
MIERAU & CO PC	15590	5873	350.00
01 2510 660 0	DATA PROCESSING, June Payroll Srv		350.00
Vendor Total:			700.00
MOSAIC	06-13	5874	2,745.67
01 1200 370 1	TUITION PD OTH AGENCIES SP ED, B Wagner		2,695.72
01 1218 313 1	Purchased Serv,PUPIL SERVICES, B Wagner		49.95
Vendor Total:			2,745.67
NATIONAL COUNCIL OF TEACHERS OF MATHEMATICS	2273050	5875	115.00
01 1100 319 0	IN-SERVICE/PROF. DEV., K Schmidt		115.00
Vendor Total:			115.00
NDE EARLY CHILDHOOD TRAINING CENTER	2153	5876	240.00
01 1100 319 0	IN-SRV/PROF. DEV., Largent/Marks		240.00
Vendor Total:			240.00
NE FFA ASSOCIATION	070913	5877	35.00
01 2190 633 2	Dues/Entries/Fees-FFA, Nat'l Career Dev		35.00
Vendor Total:			35.00
NRCSA	2013-14 Member	5878	700.00
01 2310 630 0	DUES/ENTRIES/FEES, NRCSA 13-14 Member		700.00
Vendor Total:			700.00
ONCOURSE SYSTEMS FOR EDUCATION	28455	5879	1,912.62
01 1100 465 1	COMPUTER SOFTWARE, lesson planner		731.31
01 1100 465 2	COMPUTER SOFTWARE, lesson		731.31

<u>Vendor Name</u>	<u>Invoice</u>	<u>Check #</u>	<u>Amount</u>	
<u>Account Number</u>	<u>Description</u>		<u>Amount</u>	
01 1100 319 0	planner IN-SRV/PROF. DEV., lesson planner webina		450.00	
			Vendor Total:	1,912.62
OSTDIEK PRINTING	2610	5880	90.02	
01 1100 414 2	ART, Art Show Ribbons		90.02	
			Vendor Total:	90.02
PAULSEN AUTOMOTIVE	22541	5881	249.98	
01 2760 338 0	VEHICLE REPAIRS, 08 Caravan		249.98	
PAULSEN AUTOMOTIVE	22593	5881	153.96	
01 2750 338 0	VEHICLE RPR, 2000 E350 Van		153.96	
			Vendor Total:	403.94
PAVELKA TRUCK & TRAILER	61993-5	5882	5,241.82	
01 2750 338 0	VEHICLE REPAIRS, 05 Intern'l		5,241.82	
			Vendor Total:	5,241.82
PERMA-BOUND	1538253-02	5883	49.28	
01 2222 430 0	LIBRARY BOOKS, R Haussermann		49.28	
			Vendor Total:	49.28
PERRY, GUTHERY, HAASE & GESSFORD, PC, LLO	062313	5884	3,898.57	
01 2310 317 0	LEGAL SERVICES, Policy Review		3,898.57	
			Vendor Total:	3,898.57
PLANK LUMBER & HARDWARE	072913 stmt	5885	135.44	
01 2620 410 0	SUPPLIES, grounds		30.27	
01 2620 410 0	SUPPLIES, custodial		105.17	
			Vendor Total:	135.44
PRESTO-X	30137719	5886	117.60	
01 2620 310 0	REPAIR SERVICES, July service		117.60	
			Vendor Total:	117.60
PRINCIPAL LIFE/DEPT. 900	071713stmt	5887	1,045.25	
01 1100 290 1	DISABILITY INSURANCE		220.79	
01 1100 290 2	DISABILITY INSURANCE		401.14	
01 1190 290 0	DISABILITY INSURANCE		18.10	
01 1200 290 1	Disability Ins, OTHER BENEFITS		39.33	
01 1200 290 2	Disability Ins, OTHER BENEFITS		70.46	
01 1240 290 0	DISABILITY INSURANCE		9.72	
01 1310 290 0	DISABILITY INSURANCE		5.77	
01 2120 290 0	Disability, OTHER BENEFITS		21.22	

<u>Vendor Name</u>	<u>Invoice</u>	<u>Check #</u>	<u>Amount</u>
<u>Account Number</u>	<u>Description</u>		<u>Amount</u>
01 2222 290 0	DISABILITY INSURANCE		23.06
01 2320 290 0	DISABILITY INSURANCE		35.28
01 2410 290 1	DISABILITY INSURANCE		37.74
01 2410 290 2	DISABILITY INSURANCE		28.38
01 2610 290 0	DISABILITY INSURANCE		43.68
01 4200 290 0	Disability,OTHER BENEFITS		35.28
01 1160 290 1	OTHER BENEFITS		25.95
01 9001 290 0	Disability,OTHER BENEFITS		29.35
Vendor Total:			1,045.25
PRO-ED, An International Publisher BO204455		5888	98.95
01 1200 410 0	SUPPLIES, C Rocker		98.95
Vendor Total:			98.95
R & R SALES & SERVICE	063013	5889	110.09
01 2750 337 0	blade, belt, trimmer spool -grounds		110.09
Vendor Total:			110.09
RIGHTWAY	072613	5890	10.88
01 2610 410 0	SUPPLIES, custodial		10.88
Vendor Total:			10.88
ROCKER, DAVID	070513	5891	25.00
01 2190 633 2	Dues/Entries/Fees-FFA, floriculture wksp		25.00
Vendor Total:			25.00
S.E. SMITH & SONS	073113 stmt	5892	105.43
01 2610 410 0	SUPPLIES, scraper/ceil tile, custodial		105.43
Vendor Total:			105.43
SCHMIDT, KAY	130758	5893	7.50
01 2750 690 0	MISC, reimb bus permit		7.50
Vendor Total:			7.50
SCHOLASTIC MAGAZINES	M5144814	5894	148.17
01 1100 410 1	SUPPLIES, Scholastic News, L Hoffman		148.17
SCHOLASTIC MAGAZINES	M5150884	5894	87.89
01 1100 410 2	SUPPLIES, J Guge		87.89
SCHOLASTIC MAGAZINES	M5152910	5894	395.51
01 1100 410 2	SUPPLIES, B Cleveland		395.51
Vendor Total:			631.57
SCHOOL ARTS	3492739-B1	5895	24.95
01 1100 414 2	ART, J Guge		24.95
Vendor Total:			24.95
SCHOOL SPECIALTY/CLASSROOM DIRECT	208110532010	5897	590.41

<u>Vendor Name</u>	<u>Invoice</u>	<u>Check #</u>	<u>Amount</u>
<u>Account Number</u>	<u>Description</u>		<u>Amount</u>
01 1100 530 1	FURNITURE/EQUIPMENT, chairs, Klover		590.41
SCHOOL SPECIALTY/CLASSROOM DIRECT	208110548813	5897	254.95
01 1100 410 1	SUPPLIES, L Hoffman		254.95
SCHOOL SPECIALTY/CLASSROOM DIRECT	208110559386	5897	10.77
01 1100 410 1	SUPPLIES, L Hoffman		10.77
SCHOOL SPECIALTY/CLASSROOM DIRECT	208110569072	5897	19.07
01 1100 410 1	SUPPLIES, C Klover		19.07
SCHOOL SPECIALTY/CLASSROOM DIRECT	208110573681	5897	68.77
01 1100 410 1	SUPPLIES, L Hoffman		68.77
	Vendor Total:		943.97
SCHOOL SPECIALTY	208110532011	5896	261.08
01 1100 410 1	SUPPLIES, B Marks		261.08
SCHOOL SPECIALTY	208110532012	5896	560.60
01 1100 530 1	FURN/EQUIP, J McWilliam		560.60
SCHOOL SPECIALTY	208110539786	5896	91.89
01 1100 410 1	SUPPLIES, L Bonham		91.89
SCHOOL SPECIALTY	208110548795	5896	56.12
01 1100 410 1	SUPPLIES, B Marks		56.12
SCHOOL SPECIALTY	208110559383	5896	6.36
01 1100 410 1	SUPPLIES, P Sidlo		6.36
SCHOOL SPECIALTY	208110562707	5896	3.40
01 1100 410 1	SUPPLIES, L Bonham		3.40
SCHOOL SPECIALTY	208110764613	5896	24.91
01 1100 410 1	SUPPLIES, L Bonham		24.91
	Vendor Total:		1,004.36
SCHROEDER, KENNETH	080213	5898	115.26
01 2320 670 0	TRAVEL/MILEAGE, 204@.565 Admi Dys		115.26
	Vendor Total:		115.26
SETON IDENTIFICATION PRODUCTS	9321833898	5899	47.21
01 2610 410 0	SUPPLIES, custodians		47.21
	Vendor Total:		47.21
SOFTCHOICE CORP.	3403218	5900	165.08
01 1100 465 2	COMP SOFTWARE, photoshop lic, L Sidlo		165.08
SOFTCHOICE CORP.	3407822	5900	986.86
01 1100 465 1	COMP SOFTWARE, MS Office Lic, L Sidlo		493.43
01 1100 465 2	COMP SOFTWARE, MS Office Lic, L Sidlo		493.43
SOFTCHOICE CORP.	3428325	5900	20.00
01 1100 465 2	COMP SOFTWARE, PhotoshopLic, L Sidlo		20.00
	Vendor Total:		1,171.94

<u>Vendor Name</u>	<u>Invoice</u>	<u>Check #</u>	<u>Amount</u>	
<u>Account Number</u>	<u>Description</u>		<u>Amount</u>	
SOFTWARE UNLIMITED INC	070113	5901	3,299.00	
01 2320 318 0	DATA PROCESSING, Training K Schroeder		199.00	
01 2510 660 0	Software Maintenance, SAS/Network		3,100.00	
SOFTWARE UNLIMITED INC	072913 stmt	5901	199.00	
01 2320 318 0	SAS Topic Phone Training, M James		199.00	
			Vendor Total:	3,498.00
STATE OF NEBRASKA	821929	5902	222.15	
01 1100 382 2	DISTANCE EDUCATION, June 2013		222.15	
			Vendor Total:	222.15
TEACHER DIRECT	P45199310003	5903	183.18	
01 1100 410 1	0 SUPPLIES, A Dreher		183.18	
TEACHER DIRECT	P45217500002	5903	106.06	
01 1100 410 1	2 SUPPLIES, C Klover		106.06	
			Vendor Total:	289.24
VERIZON BUSINESS	072513	5904	98.91	
01 2510 342 0	TELEPHONE, 06/15-07/14		98.91	
			Vendor Total:	98.91
VERIZON WIRELESS	072313 stmt	5905	135.62	
01 2510 342 0	TELEPHONE, 06/24/13-07/23/13		135.62	
VERIZON WIRELESS	9707769787	5905	267.92	
01 2510 342 0	TELEPHONE, 06/07-07/06 cell service		267.92	
			Vendor Total:	403.54
WIESER EDUCATIONAL	59576	5906	885.50	
01 1100 420 2	TEXTBOOKS, L Sidman		885.50	
			Vendor Total:	885.50
WOODWARD'S DISPOSAL SERV INC	NO8503-1343	5907	47.50	
01 2510 690 0	MISCELLANEOUS, July document destruction		47.50	
			Vendor Total:	47.50
			Fund Total:	73,330.86
			Checking Account Total:	73,330.86

08/07/2013 04:25 PM

Regular; Processing Month 07/2013; Fund Number 01

User ID: MONICA

Account Number	Account Description	Budget Year	Expended During Month	Expenditures to Date	% of Budget	Balance at EOM	Unencumbered Balance
01	GENERAL FUND						
1100	REGULAR INSTRUCTIONAL PROGRAMS						
01 1100 100 1	SALARIES	0.00	0.00	0.00	0.00	0.00	0.00
01 1100 100 2	SALARIES	0.00	0.00	0.00	0.00	0.00	0.00
01 1100 110 1	TEACHER SALARIES	470,000.00	39,925.43	413,123.73	87.90	56,876.27	56,876.27
01 1100 110 2	TEACHER SALARIES	895,000.00	74,723.14	823,780.06	92.04	71,219.94	71,219.94
01 1100 120 1	SUB TEACHERS	20,000.00	0.00	10,851.15	54.26	9,148.85	9,148.85
01 1100 120 2	SUB TEACHERS	25,000.00	0.00	23,823.13	95.29	1,176.87	1,176.87
01 1100 140 1	TEACHER AIDE SALARIES	25,000.00	0.00	21,952.09	87.81	3,047.91	3,047.91
01 1100 140 2	OTHER STAFF SALARIES	10,000.00	101.58	11,944.56	119.45	(1,944.56)	(1,944.56)
01 1100 210 1	FICA (.0765)	40,000.00	2,908.77	32,504.05	81.26	7,495.95	7,495.95
01 1100 210 2	FICA (.0765)	70,000.00	5,563.74	64,053.94	91.51	5,946.06	5,946.06
01 1100 220 1	RETIREMENT (.0837)	51,000.00	2,910.27	31,603.47	61.97	19,396.53	19,396.53
01 1100 220 2	RETIREMENT (.0837)	90,000.00	5,501.72	61,036.53	67.82	28,963.47	28,963.47
01 1100 221 1	INCREASED RETIREMENT CONTRIBUTION RATE	9,000.00	999.40	10,826.13	120.29	(1,826.13)	(1,826.13)
01 1100 221 2	INCREASED RETIREMENT CONTRIBUTION RATE	15,000.00	1,889.31	20,960.14	139.73	(5,960.14)	(5,960.14)
01 1100 230 1	HEALTH INSURANCE	96,000.00	5,242.59	57,525.26	59.92	38,474.74	38,474.74
01 1100 230 2	HEALTH INSURANCE	220,000.00	17,808.06	196,304.97	89.23	23,695.03	23,695.03
01 1100 240 1	WORKERS' COMP	500.00	0.00	0.00	0.00	500.00	500.00
01 1100 240 2	WORKERS' COMP	500.00	0.00	0.00	0.00	500.00	500.00
01 1100 260 1	LIFE INSURANCE	2,500.00	29.10	561.00	22.44	1,939.00	1,939.00
01 1100 260 2	LIFE INSURANCE	2,500.00	94.81	1,082.93	43.32	1,417.07	1,417.07
01 1100 284 0	RETIREMENT INCENTIVE	4,970.00	0.00	0.00	0.00	4,970.00	4,970.00
01 1100 290 1	DISABILITY INSURANCE	5,000.00	220.79	2,413.21	48.26	2,586.79	2,586.79
01 1100 290 2	DISABILITY INSURANCE	7,500.00	401.14	4,403.63	58.72	3,096.37	3,096.37
01 1100 313 0	PUPIL SERVICES	10,000.00	0.00	0.00	0.00	10,000.00	10,000.00
01 1100 313 2	SATELLITE SERVICES	0.00	0.00	0.00	0.00	0.00	0.00
01 1100 319 0	IN-SERVICE/PROF. DEV.	20,000.00	729.00	8,859.47	44.30	11,140.53	11,140.53
01 1100 338 1	REPAIRS AND MAINTENANCE	0.00	0.00	0.00	0.00	0.00	0.00
01 1100 338 2	REPAIRS AND MAINTENANCE	0.00	0.00	0.00	0.00	0.00	0.00
01 1100 382 2	DISTANCE EDUCATION	25,000.00	557.98	9,130.63	36.52	15,869.37	15,869.37
01 1100 410 1	SUPPLIES	25,000.00	8,554.17	30,646.07	122.58	(5,646.07)	(5,646.07)
01 1100 410 2	SUPPLIES	25,000.00	5,605.86	22,087.26	88.35	2,912.74	2,912.74
01 1100 411 2	BAND	5,000.00	249.44	8,855.93	177.12	(3,855.93)	(3,855.93)
01 1100 412 2	VOCAL MUSIC	2,500.00	504.95	1,699.79	67.99	800.21	800.21
01 1100 413 2	INDUSTRIAL ARTS	2,500.00	1,233.04	2,476.12	99.04	23.88	23.88
01 1100 414 2	ART	3,500.00	2,413.20	2,643.79	75.54	856.21	856.21
01 1100 415 2	PHYSICAL EDUCATION	2,500.00	329.00	919.48	36.78	1,580.52	1,580.52
01 1100 416 2	SCIENCE	5,000.00	970.22	1,291.43	25.83	3,708.57	3,708.57
01 1100 417 2	BUSINESS	1,500.00	4,081.33	4,081.33	272.09	(2,581.33)	(2,581.33)
01 1100 418 2	Vo Ag & FCS	5,000.00	1,514.20	5,589.79	111.80	(589.79)	(589.79)
01 1100 419 0	STUDENT FEES/OTHER	1,500.00	119.00	598.50	39.90	901.50	901.50
01 1100 420 1	TEXTBOOKS	10,000.00	0.00	0.00	0.00	10,000.00	10,000.00
01 1100 420 2	TEXTBOOKS	10,000.00	520.91	609.02	6.09	9,390.98	9,390.98
01 1100 460 0	COMPUTER HARDWARE	0.00	0.00	58.00	0.00	(58.00)	(58.00)
01 1100 465 1	COMPUTER SOFTWARE	0.00	0.00	0.00	0.00	0.00	0.00
01 1100 465 2	COMPUTER SOFTWARE	0.00	71.85	71.85	0.00	(71.85)	(71.85)
01 1100 480 0	NON-CAPITALIZED OPERATIONAL PURCHASES	0.00	0.00	1,864.27	0.00	(1,864.27)	(1,864.27)
01 1100 500 0	DEPRECIATION TRANSFER	46,030.00	0.00	0.00	0.00	46,030.00	46,030.00
01 1100 530 1	FURNITURE/EQUIPMENT	5,000.00	0.00	0.00	0.00	5,000.00	5,000.00
01 1100 530 2	FURNITURE/EQUIPMENT	5,000.00	129.99	767.59	15.35	4,232.41	4,232.41
01 1100 560 1	COMPUTER EQUIPMENT	5,000.00	3,880.00	6,522.85	130.46	(1,522.85)	(1,522.85)
01 1100 560 2	COMPUTER EQUIPMENT	40,000.00	3,382.03	36,349.68	90.87	3,650.32	3,650.32
01 1100 670 1	TRAVEL/MILEAGE	2,000.00	0.00	55.50	2.78	1,944.50	1,944.50
01 1100 670 2	TRAVEL/MILEAGE	5,000.00	180.65	1,188.51	23.77	3,811.49	3,811.49
01 1100 680 0	ON-LINE ASSESSMENT FEES	7,500.00	0.00	4,212.50	56.17	3,287.50	3,287.50
01 1100 690 0	MISCELLANEOUS	5,000.00	0.00	280.70	5.61	4,719.30	4,719.30
1100	REGULAR INSTRUCTIONAL PROGRAMS	2,334,000.00	193,346.67	1,939,610.04	83.10	394,389.96	394,389.96
1160	PROVERTY PROGRAMS						
01 1160 110 1	REGULAR SALARIES	56,700.00	4,698.23	51,680.53	91.51	5,019.47	5,019.47
01 1160 210 1	SOCIAL SECURITY	4,425.00	347.93	3,827.23	86.49	597.77	597.77
01 1160 220 1	RETIREMENT	5,675.00	345.45	3,799.95	66.96	1,875.05	1,875.05
01 1160 221 1	INCREASED RETIREMENT CONTRIBUTION RATE	950.00	118.63	1,304.93	137.36	(354.93)	(354.93)
01 1160 230 1	HEALTH INSURANCE	11,850.00	989.55	10,885.05	91.86	964.95	964.95
01 1160 260 1	LIFE INSURANCE	100.00	6.00	137.53	137.53	(37.53)	(37.53)
01 1160 290 1	OTHER BENEFITS	350.00	25.95	285.45	81.56	64.55	64.55
01 1160 410 1	SUPPLIES	0.00	0.00	0.00	0.00	0.00	0.00
01 1160 420 1	TEXTBOOKS	0.00	0.00	0.00	0.00	0.00	0.00
01 1160 560 1	COMPUTER HARDWARE	0.00	0.00	0.00	0.00	0.00	0.00
1160	PROVERTY PROGRAMS	80,050.00	6,531.74	71,920.67	89.84	8,129.33	8,129.33

Summary Expenditure Report
Function/Object/Level

08/07/2013 04:25 PM

Regular; Processing Month 07/2013; Fund Number 01

User ID: MONICA

Account Number	Account Description	Budget Year	Expended During Month	Expenditures to Date	% of Budget	Balance at EOM	Unencumbered Balance
01 1210 530 0	FURNITURE/EQUIPMENT	0.00	0.00	0.00	0.00	0.00	0.00
01 1210 560 0	COMPUTER EQUIPMENT	0.00	0.00	0.00	0.00	0.00	0.00
01 1210 670 0	TRAVEL/MILEAGE	0.00	0.00	0.00	0.00	0.00	0.00
01 1210 690 0	MISCELLANEOUS	0.00	0.00	0.00	0.00	0.00	0.00
1210	SPECIAL EDUCATION LEVEL ONE	12,500.00	0.00	0.00	0.00	12,500.00	12,500.00
1216	SPEECH THERAPY						
01 1216 313 1	PURCHASED SERVICES	40,000.00	0.00	59,489.36	148.72	(19,489.36)	(19,489.36)
01 1216 313 2	PURCHASED SERVICES	40,000.00	0.00	0.00	0.00	40,000.00	40,000.00
01 1216 316 1	Prog Supervision,DATA PROCESSING	0.00	0.00	0.00	0.00	0.00	0.00
01 1216 316 2	Prog Supervision,DATA PROCESSING	0.00	0.00	0.00	0.00	0.00	0.00
1216	SPEECH THERAPY	80,000.00	0.00	59,489.36	74.36	20,510.64	20,510.64
1217	Physical Therapy						
01 1217 313 1	Purchased Serv,PUPIL SERVICES	5,000.00	0.00	118.47	2.37	4,881.53	4,881.53
01 1217 313 2	Purchased Serv,PUPIL SERVICES	5,000.00	0.00	0.00	0.00	5,000.00	5,000.00
01 1217 316 1	Prog Supervision,DATA PROCESSING	0.00	0.00	0.00	0.00	0.00	0.00
01 1217 316 2	Prog Supervision,DATA PROCESSING	0.00	0.00	0.00	0.00	0.00	0.00
1217	Physical Therapy	10,000.00	0.00	118.47	1.18	9,881.53	9,881.53
1218	Occupational Therapy						
01 1218 313 1	Purchased Serv,PUPIL SERVICES	10,000.00	435.57	10,129.96	101.30	(129.96)	(129.96)
01 1218 313 2	Purchased Serv,PUPIL SERVICES	5,000.00	0.00	1,151.01	23.02	3,848.99	3,848.99
01 1218 316 1	Prog Supervision,DATA PROCESSING	0.00	0.00	0.00	0.00	0.00	0.00
01 1218 316 2	Prog Supervision,DATA PROCESSING	0.00	0.00	0.00	0.00	0.00	0.00
1218	Occupational Therapy	15,000.00	435.57	11,280.97	75.21	3,719.03	3,719.03
1219	SPED Outside Agency Contracted Serv						
01 1219 313 1	Purchased Serv,PUPIL SERVICES	40,000.00	0.00	4,504.50	11.26	35,495.50	35,495.50
01 1219 313 2	Purchased Serv,PUPIL SERVICES	125,000.00	0.00	56,251.34	45.00	68,748.66	68,748.66
01 1219 316 1	Prog Supervision,DATA PROCESSING	5,000.00	0.00	0.00	0.00	5,000.00	5,000.00
01 1219 316 2	Prog Supervision,DATA PROCESSING	5,000.00	0.00	0.00	0.00	5,000.00	5,000.00
1219	SPED Outside Agency Contracted Serv	175,000.00	0.00	60,755.84	34.72	114,244.16	114,244.16
1220	SPECIAL EDUCATION LEVEL TWO						
01 1220 100 0	SALARIES	0.00	0.00	0.00	0.00	0.00	0.00
01 1220 110 0	TEACHER SALARIES	0.00	0.00	0.00	0.00	0.00	0.00
01 1220 120 0	SUB TEACHERS	0.00	0.00	0.00	0.00	0.00	0.00
01 1220 140 0	TEACHER AIDE SALARIES	0.00	0.00	0.00	0.00	0.00	0.00
01 1220 210 0	FICA	0.00	0.00	0.00	0.00	0.00	0.00
01 1220 220 0	RETIREMENT	0.00	0.00	0.00	0.00	0.00	0.00
01 1220 221 0	INCREASED RETIREMENT CONTRIBUTION RATE	0.00	0.00	0.00	0.00	0.00	0.00
01 1220 221 1	INCREASED RETIREMENT CONTRIBUTION RATE	0.00	0.00	0.00	0.00	0.00	0.00
01 1220 221 2	INCREASED RETIREMENT CONTRIBUTION RATE	0.00	0.00	0.00	0.00	0.00	0.00
01 1220 230 0	HEALTH INSURANCE	0.00	0.00	0.00	0.00	0.00	0.00
01 1220 260 0	LIFE INSURANCE	0.00	0.00	0.00	0.00	0.00	0.00
01 1220 290 0	DISABILITY INSURANCE	0.00	0.00	0.00	0.00	0.00	0.00
01 1220 313 0	PURCHASED SERVICES	0.00	0.00	0.00	0.00	0.00	0.00
01 1220 316 0	PROGRAM SUPERVISION	0.00	0.00	0.00	0.00	0.00	0.00
01 1220 319 0	IN-SERVICE/STAFF TRAINING	0.00	0.00	0.00	0.00	0.00	0.00
01 1220 410 0	SUPPLIES	0.00	0.00	0.00	0.00	0.00	0.00
01 1220 419 0	LEASE PURCHASE (A+)	0.00	0.00	0.00	0.00	0.00	0.00
01 1220 530 0	FURNITURE/EQUIPMENT	0.00	0.00	0.00	0.00	0.00	0.00
01 1220 560 0	COMPUTER EQUIPMENT	0.00	0.00	0.00	0.00	0.00	0.00
01 1220 670 0	TRAVEL/MILEAGE	0.00	0.00	0.00	0.00	0.00	0.00
01 1220 690 0	MISCELLANEOUS	0.00	0.00	0.00	0.00	0.00	0.00
1220	SPECIAL EDUCATION LEVEL TWO	0.00	0.00	0.00	0.00	0.00	0.00
1230	SPECIAL EDUCATION LEVEL THREE						
01 1230 313 0	PURCHASED SERVICES	0.00	0.00	0.00	0.00	0.00	0.00
01 1230 540 0	VEHICLE ACQUISITION	0.00	0.00	0.00	0.00	0.00	0.00
01 1230 670 0	TRAVEL/MILEAGE	0.00	0.00	0.00	0.00	0.00	0.00
1230	SPECIAL EDUCATION LEVEL THREE	0.00	0.00	0.00	0.00	0.00	0.00
1240	PRE SCHOOL-SPED						
01 1240 110 0	TEACHER SALARY	0.00	0.00	0.00	0.00	0.00	0.00
01 1240 140 0	TEACHER AIDE SALARY	40,000.00	0.00	12,093.23	30.23	27,906.77	27,906.77
01 1240 210 0	FICA	3,500.00	0.00	888.88	25.40	2,611.12	2,611.12
01 1240 220 0	RETIREMENT	3,500.00	0.00	860.94	24.60	2,639.06	2,639.06

Summary Expenditure Report
Function/Object/Level

08/07/2013 04:25 PM

Regular; Processing Month 07/2013; Fund Number 01

User ID: MONICA

Account Number	Account Description	Budget Year	Expended During Month	Expenditures to Date	% of Budget	Balance at EOM	Unencumbered Balance
01 1240 221 0	RETIREMENT	750.00	0.00	295.65	39.42	454.35	454.35
01 1240 230 0	HEALTH INSURANCE	0.00	0.00	0.00	0.00	0.00	0.00
01 1240 290 0	DISABILITY INSURANCE	250.00	9.72	106.92	42.77	143.08	143.08
01 1240 319 0	PURCHASED SERVICES	500.00	35.05	320.25	64.05	179.75	179.75
01 1240 410 0	SUPPLIES	500.00	0.00	110.41	22.08	389.59	389.59
1240 PRE SCHOOL-SPED		49,000.00	44.77	14,676.28	29.95	34,323.72	34,323.72
1310 GIFTED PROGRAM							
01 1310 110 0	TEACHER SALARIES	12,500.00	990.44	10,894.84	87.16	1,605.16	1,605.16
01 1310 210 0	FICA	1,000.00	75.17	819.87	81.99	180.13	180.13
01 1310 220 0	RETIREMENT	1,200.00	72.82	801.02	66.75	398.98	398.98
01 1310 221 0	INCREASED RETIREMENT CONTRIBUTION RATE	200.00	25.01	275.11	137.56	(75.11)	(75.11)
01 1310 230 0	HEALTH INSURANCE	3,200.00	250.67	2,757.37	86.17	442.63	442.63
01 1310 260 0	LIFE INSURANCE	50.00	1.20	13.20	26.40	36.80	36.80
01 1310 290 0	DISABILITY INSURANCE	100.00	5.77	63.45	63.45	36.55	36.55
01 1310 313 0	PURCHASED SERVICES	5,000.00	0.00	4,288.00	85.76	712.00	712.00
01 1310 410 0	SUPPLIES	1,000.00	0.00	384.13	38.41	615.87	615.87
01 1310 630 0	DUES/ENTRIES/FEES	1,500.00	0.00	2,340.00	156.00	(840.00)	(840.00)
1310 GIFTED PROGRAM		25,750.00	1,421.08	22,636.99	87.91	3,113.01	3,113.01
1330 DRIVER EDUCATION							
01 1330 313 2	PURCHASED SERVICES	4,000.00	0.00	1,200.00	30.00	2,800.00	2,800.00
1330 DRIVER EDUCATION		4,000.00	0.00	1,200.00	30.00	2,800.00	2,800.00
1450 VOCATIONAL AGRICULTURE							
01 1450 110 2	TEACHER SALARIES	0.00	0.00	0.00	0.00	0.00	0.00
01 1450 120 2	SUB TEACHERS	0.00	0.00	0.00	0.00	0.00	0.00
01 1450 210 2	FICA	0.00	0.00	0.00	0.00	0.00	0.00
01 1450 220 2	RETIREMENT	0.00	0.00	0.00	0.00	0.00	0.00
01 1450 221 2	INCREASED RETIREMENT CONTRIBUTION RATE	0.00	0.00	0.00	0.00	0.00	0.00
01 1450 230 2	HEALTH INSURANCE	0.00	0.00	0.00	0.00	0.00	0.00
01 1450 240 2	WORKERS' COMP	0.00	0.00	0.00	0.00	0.00	0.00
01 1450 260 2	LIFE INSURANCE	0.00	0.00	0.00	0.00	0.00	0.00
01 1450 290 2	DISABILITY INSURANCE	0.00	0.00	0.00	0.00	0.00	0.00
01 1450 410 2	SUPPLIES	0.00	0.00	0.00	0.00	0.00	0.00
01 1450 530 2	FURNITURE/EQUIPMENT	0.00	0.00	0.00	0.00	0.00	0.00
01 1450 560 2	COMPUTER EQUIPMENT	0.00	0.00	0.00	0.00	0.00	0.00
01 1450 630 2	DUES/ENTRIES/FEES	0.00	0.00	1,425.00	0.00	(1,425.00)	(1,425.00)
01 1450 670 2	TRAVEL/MILEAGE	0.00	0.00	0.00	0.00	0.00	0.00
01 1450 690 2	MISCELLANEOUS	0.00	0.00	0.00	0.00	0.00	0.00
1450 VOCATIONAL AGRICULTURE		0.00	0.00	1,425.00	0.00	(1,425.00)	(1,425.00)
1460 VOCATIONAL HOME ECONOMICS							
01 1460 110 2	TEACHER SALARIES	0.00	0.00	0.00	0.00	0.00	0.00
01 1460 120 2	SUB TEACHERS	0.00	0.00	0.00	0.00	0.00	0.00
01 1460 210 2	FICA	0.00	0.00	0.00	0.00	0.00	0.00
01 1460 220 2	RETIREMENT	0.00	0.00	0.00	0.00	0.00	0.00
01 1460 221 2	INCREASED RETIREMENT CONTRIBUTION RATE	0.00	0.00	0.00	0.00	0.00	0.00
01 1460 230 2	HEALTH INSURANCE	0.00	0.00	0.00	0.00	0.00	0.00
01 1460 240 2	WORKERS' COMP	0.00	0.00	0.00	0.00	0.00	0.00
01 1460 260 2	LIFE INSURANCE	0.00	0.00	0.00	0.00	0.00	0.00
01 1460 290 2	DISABILITY INSURANCE	0.00	0.00	0.00	0.00	0.00	0.00
01 1460 410 2	SUPPLIES	0.00	0.00	0.00	0.00	0.00	0.00
01 1460 420 2	TEXTBOOKS	0.00	0.00	0.00	0.00	0.00	0.00
01 1460 530 2	FURNITURE/EQUIPMENT	0.00	0.00	0.00	0.00	0.00	0.00
01 1460 560 2	COMPUTER EQUIPMENT	0.00	0.00	0.00	0.00	0.00	0.00
01 1460 630 2	DUES/ENTRIES/FEES	0.00	0.00	0.00	0.00	0.00	0.00
01 1460 670 2	TRAVEL/MILEAGE	0.00	0.00	0.00	0.00	0.00	0.00
1460 VOCATIONAL HOME ECONOMICS		0.00	0.00	0.00	0.00	0.00	0.00
2120 GUIDANCE SERVICES							
01 2120 110 0	REGULAR SALARIES	48,000.00	3,843.69	42,280.59	88.08	5,719.41	5,719.41
01 2120 110 2	TEACHER SALARIES	0.00	0.00	0.00	0.00	0.00	0.00
01 2120 210 0	SOCIAL SECURITY	3,750.00	294.04	3,234.44	86.25	515.56	515.56
01 2120 210 2	FICA	0.00	0.00	0.00	0.00	0.00	0.00
01 2120 220 0	RETIREMENT	4,500.00	282.62	3,108.82	69.08	1,391.18	1,391.18
01 2120 220 2	RETIREMENT	0.00	0.00	0.00	0.00	0.00	0.00
01 2120 221 0	INCREASED RETIREMENT CONTRIBUTION RATE	800.00	97.05	1,067.55	133.44	(267.55)	(267.55)
01 2120 221 2	INCREASED RETIREMENT CONTRIBUTION RATE	0.00	0.00	0.00	0.00	0.00	0.00
01 2120 230 0	HEALTH INSURANCE	16,000.00	1,320.85	14,529.35	90.81	1,470.65	1,470.65
01 2120 230 2	HEALTH INSURANCE	0.00	0.00	0.00	0.00	0.00	0.00
01 2120 240 0	WORKER'S COMPENSATION	100.00	0.00	0.00	0.00	100.00	100.00

08/07/2013 04:25 PM

Regular; Processing Month 07/2013; Fund Number 01

User ID: MONICA

Account Number	Account Description	Budget Year	Expended During Month	Expenditures to Date	% of Budget	Balance at EOM	Unencumbered Balance
01 2120 240 2	WORKERS' COMP	0.00	0.00	0.00	0.00	0.00	0.00
01 2120 260 0	LIFE INSURANCE	100.00	6.00	61.80	61.80	38.20	38.20
01 2120 260 2	LIFE INSURANCE	0.00	0.00	0.00	0.00	0.00	0.00
01 2120 290 0	Disability, OTHER BENEFITS	250.00	21.22	254.26	101.70	(4.26)	(4.26)
01 2120 290 2	DISABILITY INSURANCE	0.00	0.00	0.00	0.00	0.00	0.00
01 2120 313 0	Purchased Serv,PUPIL SERVICES	0.00	0.00	0.00	0.00	0.00	0.00
01 2120 410 0	SUPPLIES	5,000.00	1,740.30	2,017.40	40.35	2,982.60	2,982.60
01 2120 630 0	DUES/ENTRIES/FEES	1,500.00	0.00	2,976.62	198.44	(1,476.62)	(1,476.62)
01 2120 670 2	TRAVEL EXPENSE AND MILEAGE	0.00	0.00	72.32	0.00	(72.32)	(72.32)
2120	GUIDANCE SERVICES	80,000.00	7,605.77	69,603.15	87.00	10,396.85	10,396.85
2190	OTHER PUPIL SUPPORT SERVICES						
01 2190 110 2	DRIVER SALARIES	10,000.00	0.00	5,464.07	54.64	4,535.93	4,535.93
01 2190 210 2	FICA	750.00	0.00	418.02	55.74	331.98	331.98
01 2190 220 2	RETIREMENT	1,000.00	0.00	10.47	1.05	989.53	989.53
01 2190 221 2	INCREASED RETIREMENT CONTRIBUTION RATE	250.00	0.00	3.59	1.44	246.41	246.41
01 2190 410 2	SUPPLIES	1,000.00	0.00	300.46	30.05	699.54	699.54
01 2190 630 2	Dues/Entries/Fees-OTHER	5,000.00	(280.70)	3,869.95	77.40	1,130.05	1,130.05
01 2190 631 2	Dues/Entries/Fees-MUSIC	2,500.00	0.00	2,153.98	86.16	346.02	346.02
01 2190 632 2	Dues/Entries/Fees-SPEECH	2,500.00	0.00	1,218.63	48.75	1,281.37	1,281.37
01 2190 633 2	Dues/Entries/Fees-FFA	5,000.00	0.00	11,456.26	229.13	(6,456.26)	(6,456.26)
01 2190 634 2	Dues/Entries/Fees-SCIENCE	5,000.00	0.00	971.58	19.43	4,028.42	4,028.42
01 2190 670 0	TRAVEL/MILEAGE	5,000.00	0.00	3,655.99	73.12	1,344.01	1,344.01
01 2190 690 0	MISCELLANEOUS (POWER SCHOOL, ETC.)	7,500.00	0.00	3,417.50	45.57	4,082.50	4,082.50
2190	OTHER PUPIL SUPPORT SERVICES	45,500.00	(280.70)	32,940.50	72.40	12,559.50	12,559.50
2212	INST STAFF TRNG AND CURR DEV						
01 2212 313 0	PUPIL SERVICES	5,000.00	0.00	0.00	0.00	5,000.00	5,000.00
01 2212 319 0	OTHER PROF/TECH SERVICES	5,000.00	0.00	0.00	0.00	5,000.00	5,000.00
2212	INST STAFF TRNG AND CURR DEV	10,000.00	0.00	0.00	0.00	10,000.00	10,000.00
2222	SCHOOL LIBRARY SERVICES						
01 2222 110 0	TEACHER SALARIES	52,500.00	3,961.75	43,579.25	83.01	8,920.75	8,920.75
01 2222 120 0	SUBSTITUTE OR TEMPORARY SALARIES	1,000.00	0.00	1,257.16	125.72	(257.16)	(257.16)
01 2222 210 0	FICA	4,100.00	291.42	3,310.64	80.75	789.36	789.36
01 2222 220 0	RETIREMENT	5,200.00	291.30	3,211.65	61.76	1,988.35	1,988.35
01 2222 221 0	INCREASED RETIREMENT CONTRIBUTION RATE	875.00	100.04	1,102.97	126.05	(227.97)	(227.97)
01 2222 230 0	HEALTH INSURANCE	12,750.00	1,002.69	11,029.59	86.51	1,720.41	1,720.41
01 2222 240 0	WORKERS' COMP	100.00	0.00	0.00	0.00	100.00	100.00
01 2222 260 0	LIFE INSURANCE	100.00	4.80	52.80	52.80	47.20	47.20
01 2222 290 0	DISABILITY INSURANCE	350.00	23.06	253.68	72.48	96.32	96.32
01 2222 310 0	REPAIR SERVICES	500.00	0.00	0.00	0.00	500.00	500.00
01 2222 319 0	OTHER PROF/TECH SERVICES	750.00	0.00	0.00	0.00	750.00	750.00
01 2222 410 0	SUPPLIES	1,000.00	479.51	949.80	94.98	50.20	50.20
01 2222 430 0	LIBRARY BOOKS	2,500.00	1,450.05	1,566.39	62.66	933.61	933.61
01 2222 440 0	PERIODICALS	1,000.00	686.13	815.13	81.51	184.87	184.87
01 2222 450 0	AV MATERIALS	500.00	0.00	0.00	0.00	500.00	500.00
01 2222 465 0	COMPUTER SOFTWARE	0.00	0.00	425.00	0.00	(425.00)	(425.00)
01 2222 530 0	FURNITURE/EQUIPMENT	6,500.00	0.00	3,794.08	58.37	2,705.92	2,705.92
01 2222 630 0	DUES AND FEES	0.00	0.00	78.65	0.00	(78.65)	(78.65)
2222	SCHOOL LIBRARY SERVICES	89,725.00	8,290.75	71,426.79	79.61	18,298.21	18,298.21
2310	BOARD OF EDUCATION						
01 2310 317 0	LEGAL SERVICES	10,000.00	433.00	881.40	8.81	9,118.60	9,118.60
01 2310 318 0	CONTRACTED OR SECURED SERVICES	2,500.00	0.00	0.00	0.00	2,500.00	2,500.00
01 2310 410 0	SUPPLIES	0.00	0.00	125.00	0.00	(125.00)	(125.00)
01 2310 460 0	COMPUTER HARDWARE	0.00	0.00	0.00	0.00	0.00	0.00
01 2310 630 0	DUES/ENTRIES/FEES	6,500.00	0.00	5,647.00	86.88	853.00	853.00
01 2310 640 0	LIABILITY INSURANCE	2,500.00	0.00	2,071.00	82.84	429.00	429.00
01 2310 642 0	FIDELITY BOND	500.00	0.00	225.00	45.00	275.00	275.00
01 2310 670 0	TRAVEL/MILEAGE	1,000.00	0.00	850.64	85.06	149.36	149.36
01 2310 690 0	MISCELLANEOUS	5,000.00	0.00	1,408.50	28.17	3,591.50	3,591.50
2310	BOARD OF EDUCATION	28,000.00	433.00	11,208.54	40.03	16,791.46	16,791.46
2320	EXECUTIVE ADMINISTRATION						
01 2320 110 0	SUPERINTENDENT	85,000.00	7,000.00	77,000.00	90.59	8,000.00	8,000.00
01 2320 140 0	CLERICAL SALARY	55,000.00	2,412.59	46,523.68	84.59	8,476.32	8,476.32
01 2320 210 0	FICA	11,000.00	709.01	9,311.16	84.65	1,688.84	1,688.84
01 2320 220 0	RETIREMENT	14,250.00	692.10	9,082.53	63.74	5,167.47	5,167.47
01 2320 221 0	INCREASED RETIREMENT CONTRIBUTION RATE	2,300.00	237.66	3,118.99	135.61	(818.99)	(818.99)
01 2320 230 0	HEALTH INSURANCE	12,000.00	1,044.84	11,392.44	94.94	607.56	607.56
01 2320 240 0	WORKERS' COMP	100.00	0.00	0.00	0.00	100.00	100.00

08/07/2013 04:25 PM

Regular; Processing Month 07/2013; Fund Number 01

User ID: MONICA

Account Number	Account Description	Budget Year	Expended During Month	Expenditures to Date	% of Budget	Balance at EOM	Unencumbered Balance
PURCHASES							
2610	OPERATION OF PLANT	344,050.00	24,793.61	257,146.43	74.74	86,903.57	86,903.57
2620	MAINTENANCE OF PLANT						
01 2620 310 0	REPAIR SERVICES	25,000.00	2,572.93	20,996.00	83.98	4,004.00	4,004.00
01 2620 312 0	PLUMBING WORK	7,500.00	0.00	3,345.81	44.61	4,154.19	4,154.19
01 2620 314 0	HEATING WORK	15,000.00	137.24	13,244.55	88.30	1,755.45	1,755.45
01 2620 315 0	ELECTRICAL WORK	15,000.00	4,413.94	6,892.60	45.95	8,107.40	8,107.40
01 2620 327 0	RENTALS & LEASES	250.00	0.00	0.00	0.00	250.00	250.00
01 2620 328 0	PROPERTY INSURANCE	15,000.00	0.00	11,988.00	79.92	3,012.00	3,012.00
01 2620 410 0	SUPPLIES	7,500.00	461.34	8,256.06	110.08	(756.06)	(756.06)
01 2620 480 0	NON-CAPITALIZED OPERATIONAL PURCHASES	0.00	0.00	0.00	0.00	0.00	0.00
01 2620 500 0	DEPRECIATION TRANSFER	70,864.00	0.00	0.00	0.00	70,864.00	70,864.00
01 2620 530 0	FURNITURE/EQUIPMENT	10,000.00	0.00	6,416.26	64.16	3,583.74	3,583.74
01 2620 670 0	TRAVEL EXPENSE AND MILEAGE	0.00	0.00	0.00	0.00	0.00	0.00
2620	MAINTENANCE OF PLANT	166,114.00	7,585.45	71,139.28	42.83	94,974.72	94,974.72
2750	REGULAR PUPIL TRANSPORTATION						
01 2750 110 0	DRIVER SALARIES	75,000.00	5,124.45	60,500.59	80.67	14,499.41	14,499.41
01 2750 210 0	FICA	5,500.00	392.03	4,623.69	84.07	876.31	876.31
01 2750 220 0	RETIREMENT	7,500.00	89.15	965.32	12.87	6,534.68	6,534.68
01 2750 221 0	INCREASED RETIREMENT CONTRIBUTION RATE	1,500.00	30.62	331.44	22.10	1,168.56	1,168.56
01 2750 230 0	HEALTH INSURANCE	0.00	358.29	3,948.94	0.00	(3,948.94)	(3,948.94)
01 2750 240 0	WORKERS' COMP	100.00	0.00	0.00	0.00	100.00	100.00
01 2750 336 0	GAS & OIL	75,000.00	2,029.88	65,197.71	86.93	9,802.29	9,802.29
01 2750 337 0	TIRES & PARTS	20,000.00	0.00	6,222.48	31.11	13,777.52	13,777.52
01 2750 338 0	VEHICLE REPAIRS	20,000.00	0.00	28,649.97	143.25	(8,649.97)	(8,649.97)
01 2750 530 0	EQUIPMENT	500.00	0.00	0.00	0.00	500.00	500.00
01 2750 540 0	VEHICLE ACQUISITION	40,000.00	0.00	48,000.00	120.00	(8,000.00)	(8,000.00)
01 2750 644 0	VEHICLE INSURANCE	6,500.00	307.00	6,468.00	99.51	32.00	32.00
01 2750 690 0	MISCELLANEOUS	2,150.00	115.00	6,024.35	280.20	(3,874.35)	(3,874.35)
2750	REGULAR PUPIL TRANSPORTATION	253,750.00	8,446.42	230,932.49	91.01	22,817.51	22,817.51
2760	SCHOOL AGE SPEC ED TRANSPORT						
01 2760 110 0	DRIVER SALARIES	25,000.00	1,012.00	16,296.75	65.19	8,703.25	8,703.25
01 2760 210 0	FICA	2,000.00	77.42	1,246.73	62.34	753.27	753.27
01 2760 220 0	RETIREMENT	2,500.00	74.41	1,198.28	47.93	1,301.72	1,301.72
01 2760 221 0	INCREASED RETIREMENT CONTRIBUTION RATE	500.00	25.55	411.50	82.30	88.50	88.50
01 2760 240 0	WORKERS' COMP	100.00	0.00	0.00	0.00	100.00	100.00
01 2760 332 0	MILEAGE TO PARENTS	2,500.00	0.00	480.07	19.20	2,019.93	2,019.93
01 2760 332 1	MILEAGE TO PARENTS	0.00	0.00	63.27	0.00	(63.27)	(63.27)
01 2760 333 2	TRANS PAID OTHER DISTRICTS	0.00	0.00	0.00	0.00	0.00	0.00
01 2760 336 0	GAS & OIL	7,500.00	0.00	0.00	0.00	7,500.00	7,500.00
01 2760 337 0	TIRES & PARTS	250.00	0.00	1,139.12	455.65	(889.12)	(889.12)
01 2760 338 0	VEHICLE REPAIRS	250.00	0.00	394.92	157.97	(144.92)	(144.92)
01 2760 530 0	EQUIPMENT	100.00	0.00	0.00	0.00	100.00	100.00
01 2760 540 0	VEHICLE ACQUISITION	0.00	0.00	0.00	0.00	0.00	0.00
01 2760 644 0	VEHICLE INSURANCE	100.00	0.00	0.00	0.00	100.00	100.00
01 2760 690 0	MISCELLANEOUS	0.00	0.00	488.50	0.00	(488.50)	(488.50)
2760	SCHOOL AGE SPEC ED TRANSPORT	40,800.00	1,189.38	21,719.14	53.23	19,080.86	19,080.86
3500	STATE CATEGORICAL PROGRAMS						
01 3500 690 0	MISCELLANEOUS	0.00	0.00	0.00	0.00	0.00	0.00
3500	STATE CATEGORICAL PROGRAMS	0.00	0.00	0.00	0.00	0.00	0.00
3540	STATE EARLY CHILDHOOD						
01 3540 313 0	Early Chldhd Purch PUPIL SERVICES	0.00	0.00	6,070.79	0.00	(6,070.79)	(6,070.79)
01 3540 690 0	MISCELLANEOUS	20,000.00	0.00	0.00	0.00	20,000.00	20,000.00
3540	STATE EARLY CHILDHOOD	20,000.00	0.00	6,070.79	30.35	13,929.21	13,929.21
4200	TITLE I, PART A NCLB IMPROV THE ACADEM						
01 4200 110 0	TEACHER SALARY	49,000.00	4,037.94	44,417.34	90.65	4,582.66	4,582.66
01 4200 120 0	SUBSTITUTE OR TEMPORARY SALARIES	1,500.00	0.00	471.45	31.43	1,028.55	1,028.55
01 4200 140 0	TEACHER AIDE SALARIES	30,000.00	0.00	16,385.09	54.62	13,614.91	13,614.91
01 4200 210 0	FICA	7,500.00	289.31	4,471.93	59.63	3,028.07	3,028.07
01 4200 220 0	RETIREMENT	8,000.00	296.90	4,478.01	55.98	3,521.99	3,521.99
01 4200 221 0	INCREASED RETIREMENT CONTRIBUTION RATE	1,500.00	101.96	1,537.81	102.52	(37.81)	(37.81)
01 4200 230 0	HEALTH INSURANCE	12,000.00	989.55	10,885.05	90.71	1,114.95	1,114.95
01 4200 260 0	LIFE INSURANCE	100.00	6.00	66.00	66.00	34.00	34.00
01 4200 290 0	Disability, OTHER BENEFITS	750.00	35.28	376.26	50.17	373.74	373.74
01 4200 319 0	OTHER PROF/TECH SERVICES	500.00	0.00	150.00	30.00	350.00	350.00
01 4200 410 0	SUPPLIES	9,150.00	1,943.03	3,086.78	33.74	6,063.22	6,063.22

Summary Expenditure Report
Function/Object/Level

08/07/2013 04:25 PM

Regular; Processing Month 07/2013; Fund Number 01

User ID: MONICA

Account Number	Account Description	Budget Year	Expended During Month	Expenditures to Date	% of Budget	Balance at EOM	Unencumbered Balance
01 4810 420 1	TEXTBOOKS	0.00	0.00	0.00	0.00	0.00	0.00
01 4810 460 1	COMPUTER SOFTWARE	0.00	0.00	0.00	0.00	0.00	0.00
01 4810 560 1	COMPUTER HARDWARE	0.00	0.00	0.00	0.00	0.00	0.00
01 4810 630 1	DUES/ENTRIES/FEES	0.00	0.00	0.00	0.00	0.00	0.00
01 4810 670 1	TRAVEL/MILEAGE	0.00	0.00	0.00	0.00	0.00	0.00
01 4810 680 1	ASSESSMENT	0.00	0.00	0.00	0.00	0.00	0.00
4810	ARRA: ESEA TITLE I PART A IMPROV ACA	0.00	0.00	0.00	0.00	0.00	0.00
4960	TITLE IV, PRT A NCLB -SAFE & DRUG FREE						
01 4960 300 0	PURCHASED SERVICES	0.00	0.00	0.00	0.00	0.00	0.00
01 4960 410 0	SUPPLIES	0.00	0.00	0.00	0.00	0.00	0.00
4960	TITLE IV, PRT A NCLB -SAFE & DRUG FREE	0.00	0.00	0.00	0.00	0.00	0.00
4990	OTHER FED CATEGORICAL RECEIPTS						
01 4990 460 0	COMPUTER HARDWARE	0.00	0.00	24,588.00	0.00	(24,588.00)	(24,588.00)
01 4990 560 0	Elem Mobile Lab,COMPUTER HARDWARE	24,588.00	0.00	0.00	0.00	24,588.00	24,588.00
01 4990 690 0	MISCELLANEOUS	0.00	0.00	0.00	0.00	0.00	0.00
4990	OTHER FED CATEGORICAL RECEIPTS	24,588.00	0.00	24,588.00	100.00	0.00	0.00
5000	DEBT SERVICES						
01 5000 610 0	REDEMPTION OF PRINCIPAL	15,000.00	3,162.72	18,976.32	126.51	(3,976.32)	(3,976.32)
5000	DEBT SERVICES	15,000.00	3,162.72	18,976.32	126.51	(3,976.32)	(3,976.32)
8000	TRANSFERS (OUTGOING)						
01 8000 750 0	TRANSFERS TO THE SCHOOL LUNCH FUND	40,000.00	20,000.00	40,000.00	100.00	0.00	0.00
01 8000 752 0	ATHLETICS	25,000.00	0.00	0.00	0.00	25,000.00	25,000.00
01 8000 752 2	Other TRANSFERS TO ACTIVITY FUND	0.00	0.00	0.00	0.00	0.00	0.00
01 8000 759 0	OTHER TRANSFERS	337,665.00	0.00	0.00	0.00	337,665.00	337,665.00
8000	TRANSFERS (OUTGOING)	402,665.00	20,000.00	40,000.00	9.93	362,665.00	362,665.00
9001	9001						
01 9001 110 0	REGULAR SALARIES	0.00	(9,100.92)	6.00	0.00	(6.00)	(6.00)
01 9001 210 0	SOCIAL SECURITY	0.00	(675.93)	0.00	0.00	0.00	0.00
01 9001 220 0	RETIREMENT	0.00	(669.17)	0.00	0.00	0.00	0.00
01 9001 221 0	INCREASED RETIREMENT CONTRIBUTION RATE	0.00	(229.79)	0.00	0.00	0.00	0.00
01 9001 230 0	HEALTH INSURANCE	0.00	(2,641.70)	0.00	0.00	0.00	0.00
01 9001 260 0	Life INSURANCE	0.00	6.00	60.00	0.00	(60.00)	(60.00)
01 9001 290 0	Disability,OTHER BENEFITS	0.00	29.35	313.22	0.00	(313.22)	(313.22)
9001	9001	0.00	(13,282.16)	379.22	0.00	(379.22)	(379.22)
01	GENERAL FUND	5,504,042.00	342,868.46	3,976,055.73	72.24	1,527,986.27	1,527,986.27

2013-2014 Budget Detail

1100 - Regular Instruction	2012-13	2013-14	\$ Difference
110-1 Teacher Salaries	\$470,000	\$500,000	\$30,000
110-2 Teacher Salaries	\$895,000	\$910,000	\$15,000
120-1 Sub Teachers	\$20,000	\$15,000	-\$5,000
120-2 Sub Teachers	\$25,000	\$25,000	\$0
140-1 Teacher Aide Salaries	\$25,000	\$25,000	\$0
140-2 Teacher Aide Salaries	\$10,000	\$15,000	\$5,000
210-1 FICA (.0765)	\$40,000	\$42,500	\$2,500
210-2 FICA (.0765)	\$70,000	\$73,000	\$3,000
220-1 Retirement (.0765)	\$51,000	\$42,500	-\$8,500
220-2 Retirement (.0765)	\$90,000	\$70,000	-\$20,000
221-1 Retire Rate Increase (.0253)	\$9,000	\$15,000	\$6,000
221-2 Retire Rate Increase (.0253)	\$15,000	\$25,000	\$10,000
230-1 Health Insurance	\$96,000	\$105,000	\$9,000
230-2 Health Insurance	\$220,000	\$230,000	\$10,000
240-1 Workers' Comp	\$500	\$100	-\$400
240-2 Workers' Comp	\$500	\$100	-\$400
260-1 Life Insurance	\$2,500	\$1,000	-\$1,500
260-2 Life Insurance	\$2,500	\$1,500	-\$1,000
284-0 Retirement Incentive	\$4,970	\$15,725	\$10,755
290-1 Disability Insurance	\$5,000	\$5,000	\$0
290-2 Disability Insurance	\$7,500	\$7,500	\$0
313-0 Contracted Services	\$10,000	\$500	-\$9,500
319-0 In-Service/Prof. Dev.	\$20,000	\$15,000	-\$5,000
382-2 Distance Education	\$25,000	\$20,000	-\$5,000
410-1 Supplies	\$25,000	\$25,000	\$0
410-2 Supplies	\$25,000	\$25,000	\$0
411-2 Band	\$5,000	\$5,000	\$0
412-2 Vocal Music	\$2,500	\$2,500	\$0
413-2 Industrial Arts	\$2,500	\$2,500	\$0
414-2 Art	\$3,500	\$3,500	\$0

1100 - Regular Instruction- CONTINUED...

415-2 Physical Education	\$2,500	\$2,500	\$0
416-2 Science	\$5,000	\$5,000	\$0
417-2 Business	\$1,500	\$5,000	\$3,500
418-2 Vocational AG & FCS	\$5,000	\$7,500	\$2,500
419-0 Student Fees/OTHER	\$1,500	\$1,500	\$0
420-1 Textbooks	\$10,000	\$10,000	\$0
420-2 Textbooks	\$10,000	\$10,000	\$0
500-0 Depreciation Transfer (Capit	\$46,030	\$5,000	-\$41,030
530-1 Furniture/Equipment	\$5,000	\$5,000	\$0
530-2 Furniture/Equipment	\$5,000	\$5,000	\$0
560-1 Computer Equipment (Elem	\$5,000	\$5,000	\$0
560-2 Computer Equipment	\$40,000	\$50,000	\$10,000
670-1 Travel/Mileage	\$2,000	\$2,500	\$500
670-2 Travel/Mileage	\$5,000	\$2,500	-\$2,500
680-0 On-Line Assessment Fees	\$7,500	\$5,000	-\$2,500
690-0 Miscellaneous	\$5,000	\$1,000	-\$4,000
1100 TOTAL =	\$2,334,000	\$2,345,425	\$11,425

1190 - Early Childhood Development

110-0 Teacher Salaries	\$40,000	\$43,500	\$3,500
120-0 Sub Teachers	\$1,000	\$500	-\$500
210-0 FICA	\$3,500	\$3,500	\$0
220-0 Retirement (.0988)	\$4,000	\$3,500	-\$500
221-0 Retire Rate Increase	\$650	\$1,250	\$600
230-0 Health Insurance	\$6,000	\$6,500	\$500
240-0 Workers' Comp	\$100	\$100	\$0
260-0 Life Insurance	\$100	\$100	\$0
290-0 Disability Insurance	\$250	\$250	\$0
410-0 Supplies	\$1,000	\$1,000	\$0
690-0 Miscellaneous	\$100	\$100	\$0

1190 TOTAL =	\$56,700	\$60,300	\$3,600
--------------	----------	----------	---------

1200 - Special Education Instruction

110-1 Teacher Salaries	\$50,000	\$50,000	\$0
110-2 Teacher Salaries	\$98,000	\$99,000	\$1,000
120-1 Sub Teachers	\$2,500	\$2,500	\$0
120-2 Sub Teachers	\$5,000	\$2,500	-\$2,500
140-1 Teacher Aide Salaries	\$50,000	\$90,000	\$40,000
140-2 Teacher Aide Salaries	\$50,000	\$50,000	\$0
210-1 FICA	\$15,000	\$10,000	-\$5,000
210-2 FICA	\$15,000	\$15,000	\$0
220-1 Retirement	\$15,000	\$15,000	\$0
220-2 Retirement	\$25,000	\$25,000	\$0
221-1 Retire Rate Increase	\$5,000	\$5,000	\$0
221-2 Retire Rate Increase	\$5,000	\$5,000	\$0
230-1 Health Insurance	\$17,500	\$17,500	\$0
230-2 Health Insurance	\$35,000	\$36,000	\$1,000
260-1 Life Insurance	\$500	\$500	\$0
260-2 Life Insurance	\$1,000	\$1,000	\$0
290-1 Disability Insurance	\$1,250	\$1,250	\$0
290-2 Disability Insurance	\$1,500	\$1,500	\$0
313-0 Purchased Services	\$2,000	\$60,000	\$58,000
316-0 Program Supervision	\$24,000	\$20,000	-\$4,000
319-0 In-Service/Staff Training	\$4,000	\$5,000	\$1,000
410-0 Supplies	\$5,000	\$5,000	\$0
420-0 Textbooks	\$1,000	\$1,000	\$0
465-0 Software (Odyssey-RTI)	\$7,000	\$30,000	\$23,000
530-0 Furniture/Equipment	\$1,000	\$1,000	\$0
560-0 Computer Equipment	\$2,500	\$1,000	-\$1,500
670-0 Travel/Mileage	\$2,500	\$500	-\$2,000
690-0 Miscellaneous	\$0	\$500	\$500
1200 TOTAL =	\$441,250	\$550,750	\$109,500

1210 - Special Education Transition				
313-0	Purchased Services	\$7,500	\$1,000	-\$6,500
316-0	Program Supervision	\$5,000	\$1,000	-\$4,000
1210 TOTAL =		\$12,500	\$2,000	-\$10,500
1216 - Speech Therapy				
313-1	Purchased Services	\$40,000	\$75,000	\$35,000
313-2	Purchased Services	\$40,000	\$0	-\$40,000
316-1	Program Supervision	\$0	\$0	\$0
316-2	Program Supervision	\$0	\$0	\$0
1216 TOTAL =		\$80,000	\$75,000	-\$5,000
1217 - Physical Therapy				
313-1	Purchased Services	\$5,000	\$2,500	-\$2,500
313-2	Purchased Services	\$5,000	\$2,500	-\$2,500
316-1	Program Supervision	\$0	\$0	\$0
316-2	Program Supervision	\$0	\$0	\$0
1217 TOTAL =		\$10,000	\$5,000	-\$5,000
1218 - Occupational Therapy				
313-1	Purchased Services	\$10,000	\$15,000	\$5,000
313-2	Purchased Services	\$5,000	\$5,000	\$0
316-1	Program Supervision	\$0	\$0	\$0
316-2	Program Supervision	\$0	\$0	\$0
1218 TOTAL =		\$15,000	\$20,000	\$5,000
1219 - SPED Outside Agency Contracted Services				
313-1	Purchased Services	\$40,000	\$25,000	-\$15,000
313-2	Purchased Services	\$125,000	\$100,000	-\$25,000
316-1	Program Supervision	\$5,000	\$100	-\$4,900
316-2	Program Supervision	\$5,000	\$100	-\$4,900

1219 TOTAL =	\$175,000	\$125,200	-\$49,800
--------------	-----------	-----------	-----------

1240 - Pre School-SPED

110-0 Teacher Salary	\$0	\$0	
140-0 Teacher Aide Salary	\$40,000	\$20,000	-\$20,000
210-0 FICA	\$3,500	\$2,000	-\$1,500
220-0 Retirement	\$3,500	\$1,500	-\$2,000
221-0 Retire Increase Rate	\$750	\$550	-\$200
230-0 Health Insurance	\$0	\$0	\$0
290-0 Disability Insurance	\$250	\$200	-\$50
319-0 Purchased Services	\$500	\$500	\$0
410-0 Supplies	\$500	\$250	-\$250
1290 TOTAL =	\$49,000	\$25,000	-\$24,000

1310 - High Ability Learner (HAL)

110-0 Teacher Salaries	\$12,500	\$13,000	\$500
210-0 FICA	\$1,000	\$1,000	\$0
220-0 Retirement	\$1,200	\$1,000	-\$200
221-0 Retire Rate Increase	\$200	\$350	\$150
230-0 Health Insurance	\$3,200	\$3,500	\$300
260-0 Life Insurance	\$50	\$50	\$0
290-0 Disability Insurance	\$100	\$100	\$0
313-0 Purchased Services	\$5,000	\$5,000	\$0
410-0 Supplies	\$1,000	\$1,000	\$0
630-0 Dues/Entries/Fees	\$1,500	\$2,500	\$1,000
1310 TOTAL =	\$25,750	\$27,500	\$1,750

1330 - Driver Education

313-2 Purchased Services	\$4,000	\$4,000	\$0
1330 TOTAL =	\$4,000	\$4,000	\$0

2120 - Elementary & Secondary Guidance

110-1 Teacher Salaries	\$24,000	\$25,500	\$1,500
110-2 Teacher Salaries	\$24,000	\$25,500	\$1,500
210-1 FICA	\$1,875	\$2,000	\$125
210-2 FICA	\$1,875	\$2,000	\$125
220-1 Retirement	\$2,250	\$2,000	-\$250
220-2 Retirement	\$2,250	\$2,000	-\$250
221-1 Retire Rate Increase	\$400	\$750	\$350
221-2 Retire Rate Increase	\$400	\$750	\$350
230-1 Health Insurance	\$8,000	\$8,750	\$750
230-2 Health Insurance	\$8,000	\$8,750	\$750
240-1 Workers' Comp	\$50	\$50	\$0
240-2 Workers' Comp	\$50	\$50	\$0
260-1 Life Insurance	\$50	\$50	\$0
260-2 Life Insurance	\$50	\$50	\$0
290-1 Disability Insurance	\$125	\$150	\$25
290-2 Disability Insurance	\$125	\$150	\$25
410-1 Supplies	\$2,500	\$2,500	\$0
410-2 Supplies	\$2,500	\$2,500	\$0
630-1 Dues/Entries/Fees	\$750	\$750	\$0
630-2 Dues/Entries/Fees	\$750	\$750	\$0
2120 TOTAL =	\$80,000	\$85,000	\$5,000

2190 - Other Pupil Support Services

110-2 Driver Salaries	\$10,000	\$10,000	\$0
210-2 FICA	\$750	\$750	\$0
220-2 Retirement	\$1,000	\$0	-\$1,000
221-2 Retire Rate Increase	\$250	\$0	-\$250
410-2 Supplies	\$1,000	\$0	-\$1,000
630-2 Dues/Entries/Fees - Other	\$5,000	\$1,000	-\$4,000
631-2 Dues/Entries/Fees - Music	\$2,500	\$2,500	\$0
632-2 Dues/Entries/Fees - Speech	\$2,500	\$2,000	-\$500
633-2 Dues/Entries/Fees - FFA	\$5,000	\$12,500	\$7,500
634-2 Dues/Entries/Fees - Science	\$5,000	\$5,000	\$0
670-0 Travel/Mileage	\$5,000	\$5,000	\$0
690-0 Miscellaneous (Power Schoc	\$7,500	\$7,500	\$0
2190 TOTAL =	\$45,500	\$46,250	\$750

2222 - Library/Media Services

110-0 Teacher Salaries	\$52,500	\$52,000	-\$500
120-0 Substitute Salaries	\$1,000	\$1,000	\$0
210-0 FICA	\$4,100	\$4,000	-\$100
220-0 Retirement	\$5,200	\$4,000	-\$1,200
221-0 Retire Rate Increase	\$875	\$1,500	\$625
230-0 Health Insurance	\$12,750	\$14,000	\$1,250
240-0 Workers' Comp	\$100	\$100	\$0

260-0 Life Insurance	\$100	\$100	\$0
290-0 Disability Insurance	\$350	\$350	\$0
310-0 Repair Services	\$500	\$250	-\$250
319-0 Other Technical Services	\$750	\$250	-\$500
410-0 Supplies	\$1,000	\$1,000	\$0
430-0 Library Books	\$2,500	\$2,500	\$0
440-0 Periodicals	\$1,000	\$1,000	\$0
450-0 AV Materials	\$500	\$250	-\$250
530-0 Furniture/Equipment	\$6,500	\$2,500	-\$4,000
2222 TOTAL =	\$89,725	\$84,800	-\$4,925

2310 - Board of Education

317-0 Legal Services	\$10,000	\$10,000	\$0
318-0 Contracted Services	\$2,500	\$2,500	\$0
630-0 Dues/Entries/Fees	\$6,500	\$6,500	\$0
640-0 Liability Insurance	\$2,500	\$2,500	\$0
642-0 Fidelity Bond	\$500	\$500	\$0
670-0 Travel/Mileage	\$1,000	\$1,000	\$0
690-0 Miscellaneous	\$5,000	\$5,000	\$0
2310 TOTAL =	\$28,000	\$28,000	\$0

2320 - Central Office Services

110-0 Superintendent	\$85,000	\$112,000	\$27,000
140-0 Clerical Salary	\$55,000	\$55,000	\$0
210-0 FICA	\$11,000	\$13,000	\$2,000
220-0 Retirement	\$14,250	\$12,500	-\$1,750
221-1 Retire Rate Increase	\$2,300	\$4,500	\$2,200
230-0 Health Insurance	\$12,000	\$17,500	\$5,500

240-0 Workers' Comp	\$100	\$0	-\$100
260-0 Life Insurance	\$300	\$400	\$100
290-0 Disability Insurance	\$750	\$1,000	\$250
316-0 Data Processing (Payroll)	\$0	\$12,000	\$12,000
318-0 Secured Services (Software)	\$100	\$2,500	\$2,400
410-0 Supplies	\$500	\$500	\$0
530-0 Furniture	\$250	\$250	\$0
630-0 Dues/Entries/Fees	\$2,000	\$5,000	\$3,000
670-0 Travel/Mileage	\$1,500	\$2,000	\$500
690-0 Miscellaneous	\$100	\$100	\$0
2320 TOTAL =	\$185,150	\$238,250	\$53,100

2410 - Building Level Administration

110-1 Principal Salary	\$82,500	\$83,000	\$500
110-2 Principal Salary	\$30,000	\$82,000	\$52,000
140-2 Clerical Salaries	\$55,000	\$40,000	-\$15,000
210-1 FICA	\$7,500	\$6,500	-\$1,000

210-2 FICA	\$7,500	\$8,000	\$500
220-1 Retirement	\$8,500	\$6,500	-\$2,000
221-1 Retire Rate Increase	\$1,500	\$2,100	\$600
220-2 Retirement	\$8,500	\$7,500	-\$1,000
221-2 Retire Rate Increase	\$1,500	\$2,600	\$1,100
230-1 Health Insurance	\$16,000	\$17,500	\$1,500
230-2 Health Insurance	\$5,000	\$17,500	\$12,500
240-1 Workers' Comp	\$100	\$100	\$0
240-1 Workers' Comp	\$100	\$100	\$0
260-1 Life Insurance	\$150	\$250	\$100
260-1 Life Insurance	\$100	\$250	\$150
290-1 Disability Insurance	\$600	\$500	-\$100
290-2 Disability Insurance	\$400	\$650	\$250
410-0 Supplies	\$5,000	\$5,000	\$0
530-0 Furniture/Equipment	\$500	\$500	\$0
630-0 Dues/Entries/Fees	\$2,000	\$2,000	\$0
670-0 Mileage/Travel	\$2,500	\$2,500	\$0
690-0 Miscellaneous	\$400	\$2,500	\$2,100
2410 TOTAL =	\$235,350	\$287,550	\$52,200

2510 - General Business

310-0 Repair Services	\$5,000	\$1,000	-\$4,000
311-0 Audit	\$10,000	\$7,500	-\$2,500
341-0 Postage	\$7,500	\$7,500	\$0
342-0 Telephone	\$12,500	\$12,500	\$0
350-0 Advertising/Printing	\$10,000	\$7,500	-\$2,500
500-0 Depreciation Transfer	\$0	\$0	\$0

520-0 Building & Grounds	\$2,500	\$0	-\$2,500
640-0 School District Insurances	\$7,500	\$7,500	\$0
660-0 Data Processing	\$10,000	\$15,000	\$5,000
690-0 Miscellaneous	\$500	\$1,000	\$500
2510 TOTAL =	\$65,500	\$59,500	-\$6,000
2520 - Vehicle Acquisition			
530-0 Trucks, Tractors, Passenger	\$25,000	\$25,000	\$0
2520 TOTAL =	\$25,000	\$25,000	\$0
2610 - Operation of Plant			
110-0 Custodians' Salaries	\$112,400	\$115,000	\$2,600
140-0 Summer Custodial Help	\$15,000	\$15,000	
210-0 FICA	\$8,500	\$10,000	\$1,500
220-0 Retirement	\$12,500	\$10,000	-\$2,500
221-1 Retire Rate Increase	\$2,000	\$3,500	\$1,500
230-0 Health Insurance	\$40,000	\$45,000	\$5,000
240-0 Workers' Comp	\$100	\$100	\$0
260-0 Life Insurance	\$300	\$300	\$0
290-0 Disability Insurance	\$750	\$750	\$0
321-0 Fuel/Natural Gas	\$45,000	\$45,000	\$0
322-0 Electricity	\$75,000	\$75,000	\$0
323-0 Water & Sewer	\$5,000	\$7,500	\$2,500
324-0 Garbage Disposal	\$7,500	\$7,500	\$0
410-0 Supplies	\$35,000	\$30,000	-\$5,000
2610 TOTAL =	\$359,050	\$364,650	\$5,600
2620 - Maintenance of Plant			\$0
310-0 Repair Services	\$25,000	\$25,000	\$0
312-0 Plumbing Work	\$7,500	\$7,500	\$0
314-0 Heating Work	\$15,000	\$15,000	\$0
315-0 Electrical Work	\$15,000	\$15,000	\$0
327-0 Rentals & Leases	\$250	\$250	\$0

328-0 Property Insurance	\$15,000	\$15,000	\$0
410-0 Supplies	\$7,500	\$10,000	\$2,500
500-0 Depreciation Transfer	\$70,864	\$50,000	-\$20,864
530-0 Furniture/Equipment	\$10,000	\$10,000	\$0
2620 TOTAL =	\$166,114	\$147,750	-\$18,364

2750 - Pupil Transportation

110-0 Driver Salaries	\$75,000	\$80,000	\$5,000
210-0 FICA	\$5,500	\$6,000	\$500
220-0 Retirement	\$7,500	\$7,500	\$0
221-1 Retire Rate Increase	\$1,500	\$2,000	\$500
240-0 Workers' Comp	\$100	\$100	\$0
336-0 Gas & Oil	\$75,000	\$75,000	\$0
337-0 Tires & Parts	\$20,000	\$20,000	\$0
338-0 Vehicle Repairs	\$20,000	\$25,000	\$5,000
530-0 Equipment	\$500	\$500	\$0
540-0 Bus Acquisition	\$40,000	\$50,000	\$10,000
644-0 Vehicle Insurance	\$6,500	\$7,500	\$1,000
690-0 Miscellaneous	\$2,150	\$5,000	\$2,850
2750 TOTAL =	\$253,750	\$278,600	\$24,850

2760 - SPED School Age Pupil Transportation

110-0 Driver Salaries	\$25,000	\$25,000	\$0
210-0 FICA	\$2,000	\$2,000	\$0
220-0 Retirement	\$2,500	\$2,000	-\$500
221-1 Retire Rate Increase	\$500	\$750	\$250

240-0 Workers' Comp	\$100	\$100	\$0
332-0 Mileage to Parents	\$2,500	\$2,500	\$0
336-0 Gas & Oil	\$7,500	\$500	-\$7,000
337-0 Tires & Parts	\$250	\$250	\$0
338-0 Vehicle Repairs	\$250	\$250	\$0
530-0 Equipment	\$100	\$100	\$0
540-0 Vehicle Acquisition	\$0	\$0	\$0
644-0 Vehicle Insurance	\$100	\$100	\$0
690-0 Miscellaneous	\$0	\$0	\$0
2760 TOTAL =	\$40,800	\$33,550	-\$7,250

3540 - State Early Childhood

313-0 Early Chld Purchas Pupil Sel	\$0	\$15,000	\$15,000
690-0 Miscellaneous	\$20,000	\$5,000	-\$15,000
3540 TOTAL =	\$20,000	\$20,000	\$0

4000 - Federal Programs

4200 - Title I

110-0 Teacher Salary	\$49,000	\$50,000	\$1,000
120-0 Substitutes Salaries	\$1,500	\$1,500	\$0
140-0 Teacher Aide Salaries	\$30,000	\$20,000	-\$10,000
210-0 FICA	\$7,500	\$5,500	-\$2,000
220-0 Retirement	\$8,000	\$5,500	-\$2,500
221-0 Retire Rate Increase	\$1,500	\$2,000	\$500
230-0 Health Insurance	\$12,000	\$13,000	\$1,000
260-0 Life Insurance	\$100	\$75	-\$25
290-0 Disability, Other Benefits	\$750	\$500	-\$250
319-0 Other Prof/Tech Services	\$500	\$500	\$0
410-0 Supplies	\$9,150	\$2,500	-\$6,650
420-0 Textbooks	\$500	\$500	\$0

670-0 Travel Expense & Mileage	\$1,000	\$500	-\$500
4200 TOTAL =	\$121,500	\$102,075	-\$19,425

4310 - Title II-A (Class Size Reduction)

110-0 Teacher Salary	\$34,000	\$46,000	\$12,000
120-0 Substitute Salaries	\$1,000	\$500	-\$500
210-0 FICA	\$2,750	\$3,500	\$750
220-0 Retirement	\$3,500	\$3,500	\$0
221-0 Retire Rate Increase	\$600	\$1,500	\$900
230-0 Health Insurance	\$5,900	\$6,500	\$600
260-0 Life Insurance	\$100	\$100	\$0
290-0 Disability, Other Benefits	\$250	\$250	\$0
410-0 Supplies	\$0	\$0	\$0
4310 TOTAL =	\$48,100	\$61,850	\$13,750

4000 - Federal Programs- CONTINUED...

1160 - Poverty Plan

110-1 Teacher Salaries	\$56,700	\$57,000	\$300
210-1 FICA	\$4,425	\$5,000	\$575
220-1 Retirement	\$5,675	\$4,200	-\$1,475
221-1 Retire Rate Increase	\$950	\$1,500	\$550
230-1 Health Insurance	\$11,850	\$12,500	\$650
260-1 Life Insurance	\$100	\$100	\$0
290-1 Disability, Other Benefits	\$350	\$350	\$0
410-1 Supplies	\$0	\$0	\$0
420-1 Textbooks	\$0	\$0	\$0

560-1 Computer Equipment	\$0	\$0	\$0
1160 TOTAL =	\$80,050	\$80,650	\$600
4990 - REAP			
560-0 Computer Equipment (Elem	\$24,588	\$30,760	\$6,172
4990 TOTAL =	\$24,588	\$30,760	\$6,172
5000 - DEBT SERVICES			
610-0 Copier Lease	\$15,000	\$25,000	\$10,000
5000 TOTAL =	\$15,000	\$25,000	\$10,000
8000 - Transfers			
750-0 Lunch	\$40,000	\$40,000	\$0
752-0 Athletics	\$25,000	\$30,000	\$5,000
759-0 Transfer to Extend Future B	\$337,665	\$337,665	\$0
759-0 Transfer to Extend Budget t	\$0	\$86,967	\$86,967
8000 TOTAL =	\$402,665	\$494,632	\$91,967

Summary of Disbursement & Transfers

<i>Total Disbursements & Transfers</i>	\$5,504,042	\$5,734,042	\$230,000
<i>Total Disbursement & Transfers-SPED</i>	\$823,550	\$836,500	\$12,950
<i>Federal Programs Expenditures</i>	\$274,238	\$275,335	\$1,097
<i>Total Disburse & Transfers-NON SPED</i>	\$4,680,492	\$4,897,542	\$217,050
<i>Total Budget of Expenditures</i>	\$5,504,042	\$5,734,042	\$230,000
<i>Necessary Cash Reserve</i>	\$1,000,000	\$1,000,000	\$0
<i>Total Budget Requirements</i>	\$6,504,042	\$6,734,042	\$230,000

%

6.4%
1.7%
-25.0%
0.0%
0.0%
50.0%
6.3%
4.3%
-16.7%
-22.2%
66.7%
66.7%
9.4%
4.5%
-80.0%
-80.0%
-60.0%
-40.0%
216.4%
0.0%
0.0%
-95.0%
-25.0%
-20.0%
0.0%
0.0%
0.0%
0.0%
0.0%
0.0%

0.0%
0.0%
233.3%
50.0%
0.0%
0.0%
0.0%
-89.1%
0.0%
0.0%
0.0%
25.0%
25.0%
-50.0%
-33.3%
-80.0%
0.5%

8.8%
-50.0%
0.0%
-12.5%
92.3%
8.3%
0.0%
0.0%
0.0%
0.0%
0.0%

6.3%

0.0%

1.0%

0.0%

-50.0%

80.0%

0.0%

-33.3%

0.0%

0.0%

0.0%

0.0%

0.0%

0.0%

2.9%

0.0%

0.0%

0.0%

0.0%

2900.0%

-16.7%

25.0%

0.0%

0.0%

328.6%

0.0%

-60.0%

-80.0%

#DIV/0!

24.8%

-86.7%
-80.0%
-84.0%

87.5%
-100.0%
#DIV/0!
#DIV/0!
-6.3%

-50.0%
-50.0%
#DIV/0!
#DIV/0!
-50.0%

50.0%
0.0%
#DIV/0!
#DIV/0!
33.3%

-37.5%
-20.0%
-98.0%
-98.0%

-28.5%

-50.0%

-42.9%

-57.1%

-26.7%

#DIV/0!

-20.0%

0.0%

-50.0%

-49.0%

4.0%

0.0%

-16.7%

75.0%

9.4%

0.0%

0.0%

0.0%

0.0%

66.7%

6.8%

0.0%
0.0%

6.3%
6.3%
6.7%
6.7%
-11.1%
-11.1%
87.5%
87.5%
9.4%
9.4%
0.0%
0.0%
0.0%
0.0%
20.0%
20.0%
0.0%
0.0%
0.0%
0.0%
6.3%

0.0%
0.0%
-100.0%
-100.0%
-100.0%
-80.0%
0.0%
-20.0%
150.0%
0.0%
0.0%
0.0%
1.6%

-1.0%
0.0%
-2.4%
-23.1%
71.4%
9.8%
0.0%

0.0%
0.0%
-50.0%
-66.7%
0.0%
0.0%
0.0%
-50.0%
-61.5%
-5.5%

0.0%
0.0%
0.0%
0.0%
0.0%
0.0%
0.0%
0.0%

31.8%
0.0%
18.2%
-12.3%
95.7%
45.8%

-100.0%
33.3%
33.3%
#DIV/0!
2400.0%
0.0%
0.0%
150.0%
33.3%
0.0%
28.7%

0.6%
173.3%
-27.3%
-13.3%

6.7%
-23.5%
40.0%
-11.8%
73.3%
9.4%
250.0%
0.0%
0.0%
66.7%
150.0%
-16.7%
62.5%
0.0%
0.0%
0.0%
0.0%
525.0%
22.2%

-80.0%
-25.0%
0.0%
0.0%
-25.0%
#DIV/0!

-100.0%
0.0%
50.0%
100.0%
-9.2%

0.0%
0.0%

2.3%

17.6%
-20.0%
75.0%
12.5%
0.0%
0.0%
0.0%
0.0%
0.0%
50.0%
0.0%
-14.3%
1.6%
#DIV/0!
0.0%
0.0%
0.0%
0.0%
0.0%

0.0%
33.3%
-29.4%
0.0%
-11.1%

6.7%
9.1%
0.0%
33.3%
0.0%
0.0%
0.0%
25.0%
0.0%
25.0%
15.4%
132.6%
9.8%

0.0%
0.0%
-20.0%
50.0%

0.0%
0.0%
-93.3%
0.0%
0.0%
0.0%
#DIV/0!
0.0%
#DIV/0!
-17.8%

#DIV/0!
-75.0%
0.0%

2.0%
0.0%
-33.3%
-26.7%
-31.3%
33.3%
8.3%
-25.0%
-33.3%
0.0%
-72.7%
0.0%

-50.0%
-16.0%

35.3%
-50.0%
27.3%
0.0%
150.0%
10.2%
0.0%
0.0%
#DIV/0!
28.6%

0.5%
13.0%
-26.0%
57.9%
5.5%
0.0%
0.0%
#DIV/0!
#DIV/0!

#DIV/0!
0.7%

25.1%
25.1%

66.7%
66.7%

0.0%
20.0%
0.0%
#DIV/0!
22.8%

4.2%

1.6%

0.4%

4.6%

4.2%

0.0%

3.5%

2013-14 Enrollment

Date: August 6th, 2013

Total: 323

Pre-School	23
Kindergarten	20
Grade 1	18
Grade 2	25
Grade 3	15
Grade 4	19
Grade 5	28
Grade 6	25

Elementary Enrollment 173

Grade 7	20
Grade 8	27

Grade 9	21
Grade 10	25
Grade 11	33
Grade 12	24


High School Enrollment 150

Elementary Enrollment	173
High School Enrollment	150
Total Enrollment	323



**PATIENT PROTECTION &
AFFORDABLE CARE ACT
(PPACA)**
(AKA-OBAMACARE)

OBJECTIVES FOR THIS PRESENTATION

- Answer your questions, immediately *if possible*.
 - Record any questions I can't answer immediately and provide follow up answers to you in writing via email.
 - Provide an overview of the Act.
 - Provide an understanding of the responsibilities of the school district under the Act.
 - Provide information on calculations I used to make determinations under the Act.
 - Explain how you meet eligibility requirements as an employee under the Act.
 - Provide a time for group discussion and generating questions.
- 


DISCLAIMER

- At this point schools and businesses are still trying to sort out what the implications of the PPACA means to them. There is much that many from BCBS, the school's law firm, and the federal government do not know at this point.
- The information you are being provided with and the opinions you are being given today MAY change.
- I'm providing you with the best information I have right now.

PATIENT PROTECTION AND AFFORDABLE CARE ACT (PPACA)

- After a series of debates, the Health Care Reform Bill was passed into law on March 23, 2010.
- Effective date of the Act is January 1, 2014, just under 5 months away for most employers.
- Schools won't be held accountable until September 1, 2014, or about this time next year.

PATIENT PROTECTION AND AFFORDABLE CARE ACT (PPACA)

- The Act calls for employers to provide affordable healthcare options to employees.
 - If employers fail to provide the healthcare options, they are required to pay a tax. Some refer to the tax as a “penalty”.
 - Large companies attempting to avoid paying the “tax” or the “penalty” have generate news stories in Nebraska and across the country.
- 

“WENDY’S FRANCHISE CUTS EMPLOYEE HOURS TO PART-TIME TO AVOID OBAMACARE” - JANUARY 7, 2013
HEADLINE



QUESTIONS?

- When news stories such as the Wendy's Story ran, staff members starting showing up at my door and asking questions:
- Will I be eligible for insurance under Obamacare?
- Am I going to have a job next year?
- Will you be cutting any of the staff members' hours to avoid paying the penalty (tax)?
- What financial impact will this have on the school district?

GENERAL OVERVIEW OF ACT

PPACA's shared responsibility provisions require an applicable large employer (having 50 or more full-time employees, including full-time equivalent employees) to pay a penalty (called an "assessable payment" by the regulations) if either:

- (1) the employer fails to offer its full-time employees (and their dependents) the opportunity to enroll in minimum essential coverage under an employer-sponsored plan and any full-time employee is certified to the employer as having received a premium tax credit or cost-sharing reduction, or
- (2) the employer offers minimum essential coverage, but one or more full-time employees is certified to the employer as having received the premium tax credit or cost sharing reduction because the coverage is not "affordable" or does not provide "minimum value."



WHAT DOES THAT MEAN?

- It means that if Franklin Public Schools is a “large employer” (50 or more full-time employees), then we have to pay a tax if we either (1) fail to offer an affordable health care plan to those full-time employees; or (2) the plan offered does not meet the Act’s definition of “affordable” or providing a “minimum value.”



IN EVEN SIMPLER TERMS


- If you have over 50 full-time employees, you have to offer those employees averaging 30 or more hours per week insurance worth having.




FRANKLIN PUBLIC SCHOOL'S STATUS-BIG OR SMALL?

- Big or Small Spreadsheet
- To calculate FTE over 12 months:
- $\text{Hrs./day} \times \text{days worked} \times \# \text{ of personnel in that specific position} = \text{total hours}$
- Total hours are then divided by 12 months to get total FTE.
- Franklin had a calculated FTE of 66.05.
- Since we are above 50, we are considered a “large employer” and fall under the provisions of the act.

WE'RE BIG-SO NOW WHAT?

- Since we are considered a “large employer” we are required to offer insurance to all full-time employees.
 - All employees averaging 30 hours or more per week are required to be covered by the act.
 - The next computation was to determine the “average number of hours worked.”
 - Computations were based on work agreements for the 2013-14 school year.
- 

WE'RE BIG-SO NOW WHAT?

- Each employee's position was reviewed and the average number of hours per week was calculated.
 - Calculations for average hours worked is based on 177 days, number of student days.
 - The only way to determine true eligibility is by tracking actual hours worked during the "look back period."
 - This is why keeping accurate records (time clock) will be important this school year.
- 

WHAT IS THE “LOOK BACK PERIOD”

- The look back period is basically a period “...of not less than 3 but not more than 12 month period...” proceeding the eligibility date for insurance.
- According to the “look-back test” any employee who works, on average, 30 hours per week, 130 hours per month, and 1560 hours per calendar year qualifies as a full-time employee.
- Franklin Public Schools will use this school calendar year as its look-back period.



WHAT IF I DO QUALIFY AS FULL-TIME?

- If you qualify as a full-time employee during the look back period, the school district would be required to offer you insurance.
- There are guidelines to the type of insurance that can be offered. Remember, the insurance has to be a reasonably good product.



WHAT IS REASONABLY GOOD INSURANCE?

- The Act defines the insurance must pay for 60% or more of covered health care expenses.
- It must also meet an affordability test. The “affordability test” indicates that the cost of the insurance must not be more than 9.5% of the employee’s household income.
- I have heard two different opinions on this from two different attorneys presenting on the issue. One said it was 9.5% of the employee’s income. One said, it was 9.5% of the household income. That is everyone contributing to the household.

WHAT'S AVAILABLE RIGHT NOW?

- On April 29th, 2013 the EHA Board approved a new plan designed to provide coverage for those who would qualify.
- The plan has a \$4,000 deductible.
- It will cover 70% of expenses until the out of pocket deductible and member coinsurance of \$6350 is met, and then the plan will cover 100% of expenses thereafter for the employee only.



WHAT WOULD THAT COST ME?

- That depends on how much you make a month. Your contribution rate to the cost of the plan would be a maximum of 9.5% of your monthly rate of pay.
- For example, if you made \$12 per hour and worked 130 hours. Your monthly pay would be \$1560. 9.5% of that amount would be \$148.20. The employer contribution for the remainder of the \$386.08 premium would be \$238.13.
- That calculation is for only the employee, dependent care would increase the premium cost for both the employee.




QUICK REVIEW

- There are many, many uncertainties at this point.
- Franklin Public Schools is a “large employer” according to the definition of the PPACA.
- Therefore, we are responsible for providing insurance for those employees who average 30 or more hours per week.
- The look back period to determine staff eligibility for insurance is the 2013-14 school year.
- Currently, insurance options are available through EHA (Educator Health Alliance) that comply with the PPACA.



QUESTIONS

- Do you have questions that I can attempt to answer now for the group?
 - If you have questions you want to talk to me about privately, please come see me?
 - If you have questions you would like to ask anonymously, put them on a sheet of paper and put them in my lounge mailbox. I will reply to the entire staff with an answer to the question.
 - Please understand I may need to research the answer to your question and it may take time.
- 

TALK AMONG YOURSELVES

- I'm going to leave.
- If you want to talk among yourself and generate a list of questions, that's fine as well.
- This is your opportunity to discuss openly what you heard and talk about the information you've learned today amongst yourselves.



Summary Expenditure Report
Function/Object/Level

07/11/2013 03:04 PM

Regular; Processing Month 06/2013

User ID: SHERI

Account Number	Account Description	Budget Year	Expended During Month	Expenditures to Date	% of Budget	Balance at EOM	Unencumbered Balance
PURCHASES							
2610	OPERATION OF PLANT	344,050.00	24,096.47	232,352.82	67.53	111,697.18	111,697.18
2620	MAINTENANCE OF PLANT						
01 2620 310 0	REPAIR SERVICES	25,000.00	126.07	18,423.07	73.69	6,576.93	6,576.93
01 2620 312 0	PLUMBING WORK	7,500.00	0.00	3,345.81	44.61	4,154.19	4,154.19
01 2620 314 0	HEATING WORK	15,000.00	3,073.24	13,107.31	87.38	1,892.69	1,892.69
01 2620 315 0	ELECTRICAL WORK	15,000.00	0.00	2,478.66	16.52	12,521.34	12,521.34
01 2620 327 0	RENTALS & LEASES	250.00	0.00	0.00	0.00	250.00	250.00
01 2620 328 0	PROPERTY INSURANCE	15,000.00	0.00	11,988.00	79.92	3,012.00	3,012.00
01 2620 410 0	SUPPLIES	7,500.00	574.12	7,794.72	103.93	(294.72)	(294.72)
01 2620 480 0	NON-CAPITALIZED OPERATIONAL PURCHASES	0.00	0.00	0.00	0.00	0.00	0.00
01 2620 500 0	DEPRECIATION TRANSFER	70,864.00	0.00	0.00	0.00	70,864.00	70,864.00
01 2620 530 0	FURNITURE/EQUIPMENT	10,000.00	0.00	6,416.26	64.16	3,583.74	3,583.74
01 2620 670 0	TRAVEL EXPENSE AND MILEAGE	0.00	0.00	0.00	0.00	0.00	0.00
2620	MAINTENANCE OF PLANT	166,114.00	3,773.43	63,553.83	38.26	102,560.17	102,560.17
2750	REGULAR PUPIL TRANSPORTATION						
01 2750 110 0	DRIVER SALARIES	75,000.00	5,149.19	55,376.14	73.83	19,623.86	19,623.86
01 2750 210 0	FICA	5,500.00	393.91	4,231.66	76.94	1,268.34	1,268.34
01 2750 220 0	RETIREMENT	7,500.00	89.15	876.17	11.68	6,623.83	6,623.83
01 2750 221 0	INCREASED RETIREMENT CONTRIBUTION RATE	1,500.00	30.61	300.82	20.05	1,199.18	1,199.18
01 2750 230 0	HEALTH INSURANCE	0.00	367.27	3,590.65	0.00	(3,590.65)	(3,590.65)
01 2750 240 0	WORKERS' COMP	100.00	0.00	0.00	0.00	100.00	100.00
01 2750 336 0	GAS & OIL	75,000.00	3,601.63	63,167.83	84.22	11,832.17	11,832.17
01 2750 337 0	TIRES & PARTS	20,000.00	0.65	6,222.48	31.11	13,777.52	13,777.52
01 2750 338 0	VEHICLE REPAIRS	20,000.00	626.99	28,649.97	143.25	(8,649.97)	(8,649.97)
01 2750 530 0	EQUIPMENT	500.00	0.00	0.00	0.00	500.00	500.00
01 2750 540 0	VEHICLE ACQUISITION	40,000.00	0.00	48,000.00	120.00	(8,000.00)	(8,000.00)
01 2750 644 0	VEHICLE INSURANCE	6,500.00	0.00	6,161.00	94.78	339.00	339.00
01 2750 690 0	MISCELLANEOUS	2,150.00	408.91	5,909.35	274.85	(3,759.35)	(3,759.35)
2750	REGULAR PUPIL TRANSPORTATION	253,750.00	10,668.31	222,486.07	87.68	31,263.93	31,263.93
2760	SCHOOL AGE SPEC ED TRANSPORT						
01 2760 110 0	DRIVER SALARIES	25,000.00	2,246.00	15,284.75	61.14	9,715.25	9,715.25
01 2760 210 0	FICA	2,000.00	171.82	1,169.31	58.47	830.69	830.69
01 2760 220 0	RETIREMENT	2,500.00	165.14	1,123.87	44.95	1,376.13	1,376.13
01 2760 221 0	INCREASED RETIREMENT CONTRIBUTION RATE	500.00	56.71	385.95	77.19	114.05	114.05
01 2760 240 0	WORKERS' COMP	100.00	0.00	0.00	0.00	100.00	100.00
01 2760 332 0	MILEAGE TO PARENTS	2,500.00	0.00	480.07	19.20	2,019.93	2,019.93
01 2760 332 1	MILEAGE TO PARENTS	0.00	0.00	63.27	0.00	(63.27)	(63.27)
01 2760 333 2	TRANS PAID OTHER DISTRICTS	0.00	0.00	0.00	0.00	0.00	0.00
01 2760 336 0	GAS & OIL	7,500.00	0.00	0.00	0.00	7,500.00	7,500.00
01 2760 337 0	TIRES & PARTS	250.00	0.00	1,139.12	455.65	(889.12)	(889.12)
01 2760 338 0	VEHICLE REPAIRS	250.00	0.00	394.92	157.97	(144.92)	(144.92)
01 2760 530 0	EQUIPMENT	100.00	0.00	0.00	0.00	100.00	100.00
01 2760 540 0	VEHICLE ACQUISITION	0.00	0.00	0.00	0.00	0.00	0.00
01 2760 644 0	VEHICLE INSURANCE	100.00	0.00	0.00	0.00	100.00	100.00
01 2760 690 0	MISCELLANEOUS	0.00	0.00	488.50	0.00	(488.50)	(488.50)
2760	SCHOOL AGE SPEC ED TRANSPORT	40,800.00	2,639.67	20,529.76	50.32	20,270.24	20,270.24
3500	STATE CATEGORICAL PROGRAMS						
01 3500 690 0	MISCELLANEOUS	0.00	0.00	0.00	0.00	0.00	0.00
3500	STATE CATEGORICAL PROGRAMS	0.00	0.00	0.00	0.00	0.00	0.00
3540	STATE EARLY CHILDHOOD						
01 3540 313 0	Early Chldhd Purch PUPIL SERVICES	0.00	1,504.89	6,070.79	0.00	(6,070.79)	(6,070.79)
01 3540 690 0	MISCELLANEOUS	20,000.00	0.00	0.00	0.00	20,000.00	20,000.00
3540	STATE EARLY CHILDHOOD	20,000.00	1,504.89	6,070.79	30.35	13,929.21	13,929.21
4200	TITLE I, PART A NCLB IMPROV THE ACADEM						
01 4200 110 0	TEACHER SALARY	49,000.00	4,037.94	40,379.40	82.41	8,620.60	8,620.60
01 4200 120 0	SUBSTITUTE OR TEMPORARY SALARIES	1,500.00	0.00	471.45	31.43	1,028.55	1,028.55
01 4200 140 0	TEACHER AIDE SALARIES	30,000.00	1,321.49	16,385.09	54.62	13,614.91	13,614.91
01 4200 210 0	FICA	7,500.00	390.39	4,182.62	55.77	3,317.38	3,317.38
01 4200 220 0	RETIREMENT	8,000.00	394.07	4,181.11	52.26	3,818.89	3,818.89
01 4200 221 0	INCREASED RETIREMENT CONTRIBUTION RATE	1,500.00	135.33	1,435.85	95.72	64.15	64.15
01 4200 230 0	HEALTH INSURANCE	12,000.00	989.55	9,895.50	82.46	2,104.50	2,104.50
01 4200 260 0	LIFE INSURANCE	100.00	6.00	60.00	60.00	40.00	40.00
01 4200 290 0	Disability, OTHER BENEFITS	750.00	35.28	340.98	45.46	409.02	409.02
01 4200 319 0	OTHER PROF/TECH SERVICES	500.00	0.00	150.00	30.00	350.00	350.00
01 4200 410 0	SUPPLIES	9,150.00	0.00	1,143.75	12.50	8,006.25	8,006.25

Subject: Resignation :(
Date: Thursday, August 1, 2013 11:56:04 AM CT
From: osantowski1991@gtmc.net
To: kenneth.schroeder@fpsflyers.org
CC: shelly.kahrs@fpsflyers.org

Mr. Schroeder,

Shelley asked me to send you a resignation in writing, so here it is:

I sincerely regret to inform you of my decision to resign from my position as para educator in the preschool classroom. :(

Thank you so very much for everything,

Sheryl Osantowski

Also--I would like to inform you I would still like to be considered for being a substitute if you are ever in need of my services in that way. Thank you. Sheryl