

CITY OF CRETE, NEBRASKA
CITY COUNCIL REGULAR MEETING
September 20, 2022

Notice of the meeting was given by posting and publishing in The Crete News, the appointed method for giving notice as shown by the Proof of Publication attached to the minutes. Advance notice of the meeting was also given to the Mayor and City Council. Pursuant to Section 84-1412(8) of the Nebraska Open Meetings Act, the City has posted a current copy of the Open Meetings Act, Laws of the State of Nebraska in the back of the Council Chambers. Additional copies are available to read. The City may consider items listed on the agenda in random order. All proceedings shown were taken while the meeting was open to the attendance of the public.

Those in attendance pledged allegiance to the flag.

1. Open Meeting
2. Roll Call
Ryan Hinz: Absent
Jack Oelschlager: Present
Dale Strehle: Present
Present: 2, Absent: 1.

3. Items of Business
- 3.A. Review the report on Minority Health in Saline County by Public Health Solutions and discuss whether the information should be integrated into the Comprehensive Development Plan.

Recommend that the information from Public Health Solution's report on Minority Health be discussed at the Strategic Planning session. Carried with a motion by Jack Oelschlager and a second by Dale Strehle.
Jack Oelschlager: Aye, Dale Strehle: Aye
Aye: 2, No: 0

City Administrator Tom Ourada informed the Committee that he sent the report to the Comprehensive Planner, who thought it could be in the Comprehensive Plan, in the Strategic Planning process, or neither one. Strategic Planning has a time frame of 2-5 years, where the Comprehensive Plan is more like 25-40 years. This report has a mix of both short-term and long-term information. The Committee discussed it going to Strategic Planning to start.

4. Officers' Reports
5. Adjournment

Mayor

(SEAL)

City Clerk-Treasurer

I, Jerry Wilcox, City Clerk for the City of Crete, hereby certify that the foregoing is a true and correct copy of the proceedings had and done by the Mayor and Council. I hereby certify that a copy of the Open Meetings Act was posted in the back of the Council Chambers. I certify that all of the subjects included in the foregoing proceedings were contained in the agenda for the meeting, kept continually current and available for public inspection at the office of the City Clerk. I certify that such subjects were contained in said agenda for at least twenty-four hours prior to said meeting and that at least one copy of all reproducible material discussed at the meeting was available at the meeting for examination and copying by members of the public. I certify that the minutes were in written form and available for public inspection within ten working days and prior to the next convened meeting of the City Council. I certify that all news media requesting notification concerning meetings of the City Council were provided with advance notification of the time and place of said meeting and the subjects to be discussed.

City Clerk-Treasurer

(S E A L)

MAY 2022

Minority Health in Saline County



PREPARED FOR
PUBLIC HEALTH SOLUTIONS



Public Health
Solutions

PREPARED BY
PARTNERS FOR INSIGHTFUL³
EVALUATION



I am so pleased to present this survey report to you, our district residents. The information in this report represents many months of hard work by our Health Equity, Diversity, and Inclusion Team. Our PHS team truly believes in equality and making sure everyone has access to community resources and opportunities. This survey was a first step in determining any gaps in resources for residents living in Saline County. The next step is to develop a comprehensive plan moving forward. PHS is committed to leading this work and we have already begun the process with changing the systems policies within our own department to promote health equity, diversity, and inclusion among our own staff. We are working with a group of community partners to bring resources and knowledge together as we develop a plan for improving our communities. Thank you for taking the time to read this important report. We encourage you to call or email us at Public Health Solutions with any concerns, questions, or suggestions.

Sincerely,

A handwritten signature in black ink that reads "Kim Showalter". The signature is written in a cursive, flowing style.

Kim Showalter, RN, BSN

PHS Health Director

This data contained in this report is released for public use. Please reference this PHS document when using the data or parts of this report for your own use.

Johanna Pesante-Daniel – Program Coordinator

Before presenting the results, and in the spirit of self-reflection, I acknowledge my point of view as an educated Latina/Hispanic woman. As an immigrant, I have learned to adapt to societal outcomes, and I am aware that the world is changing rapidly. When we talk about health care disparities experienced by marginalized people in our communities, I think it is important to note that I am not far removed from the experiences of the people I had interviewed. My knowledge of the experiences of those facing disparities comes from my professional work and personal life. I feel responsible for helping Hispanic/Latino minorities bridge the growing linguistic, cultural, and access to care gaps. Community is central to my work in my public health career. Throughout my career I have walked the line between interpreter, translator, advocate and social worker. I am and always will be learning. It is a privilege for me to exist in a space where there are resources to unlearn, learn, reflect and develop. I am a Latina woman, educator and social justice advocate. Diversity, inclusion, and health equity are at the core of the work I choose to do, and I recognize that my position influenced this project to some extent; my resources as a team member proved to be important tools that helped me make sense of the text.

PHS Health Equity Team:

The two most important commonalities between the participants and the Health Equity Team were language and shared culture. The survey was conducted in English and Spanish to reach the majority of Saline County residents and the Hispanic/Latino culture was woven throughout the work plan to conduct the survey.

Health equity means that everyone has a fair and equal opportunity to be as healthy as possible.

The team agreed to help community members complete the MNA survey. As community leaders, they committed to work together to help community members provide information about structural disadvantages in the health system and the effect of the Covid-19 pandemic. Their work and efforts will assist PHS in creating successful strategies to improve services and programs. They recognize health disparities as a very complex problem and see it in daily in their own lives. Through face-to-face contact, they had the opportunity to explore the strengths and barriers the community faces in advancing health equity. Their desire is to help us create a healthy ecosystem toward equity. Their biggest commitment was in elevating the voices of minorities in their communities in order to create change and make a difference in the communities in which they live, learn, work and play.

ACKNOWLEDGMENTS

Thank you to the communities of Saline County, NE. The diversity of voices that shared their experiences and informed this community health assessment was invaluable. Their collective insights are the compass that guides this important work. The dedication, expertise and leadership of the following agencies and individuals made the Saline County 2022 Minority Needs Assessment survey a collaborative, engaging and substantive plan that will guide our collective health planning efforts. A special thank you to all of you.

Public Health Solutions, Health Equity, Diversity & Inclusion Team

Kim Showalter, RN, BSN, Health Director

Kate Lange, RN, BSN, Clinical Services Manager

Johanna Pesante Daniel, Health Equity, Diversity & Inclusion Coordinator

Megan Garcia, Public Information Officer

Michele Vana, RN, Team Lead

Diane Vlasak, Office Support

Health Equity Action Team (HEAT)

Nereyda Zambrano

Fabiola Dimas

Samantha Escobar

Pascual García

We would like to thank the people who participated in the focus groups. They provided us with insight into the needs of our communities and what is important to the quality of their lives.

Finally, we would like to thank the many community partners who were instrumental in encouraging the community to complete the survey or in disseminating and collecting surveys in Saline County.

Crete Public Schools, Wilber Public Schools, Wilber Senior Care, the City of Crete, Doane College and Hilltop Fitness Center.

Because many groups and organizations participated in the dissemination or collection of the survey, our apologies to those who were inadvertently omitted.

Table of Contents

Executive Summary	2
Introduction	6
Background & Purpose	6
Methodology	6
Minority Health Community Survey	6
Description of Respondents	6
Community Life	11
Community Safety	17
Food Insecurity	18
Health	20
Transportation.....	26
Internet	28
COVID.....	31
COVID Vaccine	32
COVID Impacts	36
COVID Information	41
Focus Groups	44
Health in the Community.....	44
Barriers to Healthcare.....	45
Common Health Problems.....	46
Mental Health	46
Culture and Mental Health	47
Health Information	47
Natural Disasters	47
Dissemination of Information	47
Communication	47
COVID-19.....	48
Appendix A.....	49
Appendix B.....	91

Executive Summary

Key Findings

Community

- Most respondents feel comfortable in Saline County, especially when out with family/friends.
- The most common aspect respondents reported liking about living in Saline County was the quiet and calm environment, while some reported the worst parts were racism/discrimination, a lack of activities/programs, and a lack of infrastructure.
- Less than one-third feel there is enough positive representation of people from minority communities in local news/media.
- Some respondents indicated an interest in having more opportunities to socialize, especially among those with a small network of friends.
- Respondents were most comfortable with education and community safety services and least comfortable with transport, employment/advice, and other services.
- Health services were the most common public service used, with 39% reporting using these services in the past year, while 38% indicated they have not used any of the services listed.
- Several commented on how expensive healthcare is and among those who listed healthcare services not available in Saline County, 16% reported that it would be helpful to have a free/low-cost healthcare clinic.
- Nearly all reported feeling safe in their neighborhoods, both during the day and night; however, one out of every six respondents experienced bullying, street harassment or race-based crime, with a public venue being the most common location for these incidents.
- Over one in five of those who reported most needing transportation for healthcare have had difficulty in finding transportation, and 59% feel providing more free or low-cost transportation options would improve transportation services.
- Slightly less than one in ten do not have internet connectivity, with the cost of the service being the main reason.
- Slightly less than one in ten of families reported their student does not have access to a learning device at home.

Project Overview

The Public Health Solutions (PHS) District Health Department utilized a Minority Health Grant to implement a mixed methods approach to better understand local minority health needs. An independent research group – Partners for Insightful Evaluation – was contracted to facilitate the focus groups in Spanish and analyze the survey and focus group data.

Data

A community survey was administered to Saline County residents who were part of the local minority ethnic community between February and March of 2022. In total, 529 people participated in the survey. The data was collected through an online survey; however, in many cases PHS utilized staff to interview residents to administer the survey.

Two focus groups were conducted in Spanish with 6-8 adult community members in Crete, Nebraska. The focus groups explored the barriers and experiences community members have with accessing healthcare and information about the pandemic.

Health

- Most (89%) feel nutritious food is available in the community; however, many noted that nutritious foods are expensive.
- About one in five respondents (19%) reported a reduction in funds in the past year has caused them to reduce or remove meals from their diet.
- While the vast majority (90%) rate their own personal health as healthy, only 55% rated the overall health in the community the same (due to 36% reporting they were unsure). The primary health condition reported by respondents was Diabetes.
- Nearly one-third (29%) reported not having health insurance, with 10% reporting dropping health insurance for themselves, their spouse, their child, or a family member in the past year – most often because they couldn't afford to pay the health insurance premiums.
- Focus group participants reported that access to healthcare is often determined by insurance status, although even those with insurance still have barriers to receiving care such as not being able to find providers that take Medicaid, confusion about what is covered, and difficulty covering copays/deductibles.
- Nearly all (94%) are satisfied with the care they are receiving from their primary care physician, with 77% receiving their primary care in Saline County.
- Two-thirds (66%) feel there are culturally appropriate healthcare services available in the community and most (89%) feel an interpreter is available if needed at least sometimes.
- Although survey respondents felt that in general culturally appropriate services were available, focus group participants felt that when those services were not available it was a significant barrier. Specifically, using an interpreter for mental health care created an additional barrier to getting mental health treatment.
- About one-quarter (26%) reported experiencing problems in paying a medical bill (primarily for doctor visits), with many of those reporting it had a major impact on them and/or their family. Focus group respondents explained that this was even a problem for people with health insurance as they still had to cover deductibles.
- Respondents reported relying on home remedies or over the counter drugs and putting off or postponing medical/dental care due to the cost. They reported using Google, YouTube, and social media to find over the counter and home remedy ideas.

COVID-19

- Six out of ten respondents reported that either they, or others in their home, experienced symptoms of the novel coronavirus (COVID-19), and one-third reported having a family member or close friend pass away due to or of COVID-19.
- Slightly over one-quarter are very or moderately concerned about getting COVID-19, with vaccinated respondents being significantly more likely to be concerned.
- Nearly three-fourths (73%) of respondents reported receiving a COVID-19 vaccine, with the vast majority reporting it was somewhat or very easy to get.
- A variety of locations were reported for receiving the vaccine, with respondents reporting a stronger preference to receive the vaccine at a physician's office or hospital if given the choice than what was received, but a wide range of locations was reported. Focus group respondents that received their vaccine at the health department reported the experience was positive and they were given the information they needed to be comfortable.

- Nearly one in six (15%) are working reduced hours and 12% lost their jobs since the COVID-19 pandemic began. Focus group respondents also noted that losing a job or reducing hours led some people in the community to lose their health insurance.
- The most common impact of COVID-19 reported by respondents was feeling stressed/could not relax, which was reported by 41%.
- The ability to access health care, including mental health care, was the most affected service by the pandemic, with over half indicating the pandemic has affecting their ability to access these services.
- Over one-third (36%) feel there is an increased need for assistance with mental health services in their neighborhood due to COVID. While focus group participants reported being in support of increased mental health access in the community, they acknowledged there is stigma around getting mental health services and some people still believe it is a waste of time and money.
- Two-thirds (66%) feel they are getting enough information on COVID-19 vaccines, with the vaccinated being significantly more likely to feel this way.
- The most trusted sources of information about the COVID-19 vaccines were the Centers for Disease Control, hospital system websites, and family/friends, while the most common sources of information about the Coronavirus/COVID-19 were family/friends, social media, and cable T.V. news.
- Among the information received from the local health department, vaccine information was most often reported, followed by testing information.
- Nearly one in six (15%) reported someone in their household has difficulty understanding English, which presented a barrier to effective communication during the pandemic.
- Focus group participants generally felt that Public Health Solutions did a good job of communicating information about COVID and the vaccine with the community.

Recommendations

1. Find opportunities to highlight racial and ethnic minorities in a positive way as part of local news and media.
2. Utilize social media to increase awareness about activities and events.
3. Increase the availability of food distribution programs and information about them and healthy eating to support families experiencing challenges due to the high prices of foods and reductions in income.
4. Provide opportunities for socialization and recreation that are safe and accessible for multiple age groups, regardless of income level.
5. Provide more free or low-cost transportation options to improve access to healthcare, including providing transportation for community members to specialists in Lincoln and Omaha and/or bringing those services through telehealth or local clinics.
6. Offer options for free or low-cost medical care, medications, dental care, and women's health services (e.g., mammograms). A potential model program is something similar to Clinic with a Heart but available locally to address transportation barriers.
7. Educate those that have insurance on their options of how to use it effectively. For those without insurance, educate them on the options of how to obtain care they can afford.
8. Increase the availability of mental health services provided in the native language of the client to avoid needing an interpreter. If that is not an option, ensure that interpretation

services are readily available for mental health appointments, and create a trustful environment.

9. Educate the public on mental health, including definitions of common disorders, knowing the signs when someone is of need of mental health services, and the benefits of mental health services.
10. Work with schools to ensure that all students have internet access and a device at home.
11. Share information about COVID-19, natural disasters, and other community health concerns in a variety of languages, and disseminate information in a broadly available manner including through children's backpacks at school, at churches, through the mail/email, and on social media.

Introduction

Background & Purpose

The Public Health Solutions (PHS) District Health Department collected data from community members of the minority ethnic community in Saline County as part of the Public Health Solutions Minority Health Grant. An independent research group – Partners for Insightful Evaluation – was contracted to facilitate the focus groups in Spanish and analyze the survey and focus group data.

Methodology

A mixed methods approach was utilized, which provided both quantitative and qualitative data. A community survey was administered to Saline County residents who were part of the local minority ethnic community between February and March of 2022. In total, 529 people participated in the survey. The data was collected through an online survey; however, PHS utilized staff to interview residents to administer the survey in many cases, which was an essential component, as the survey was relatively lengthy.

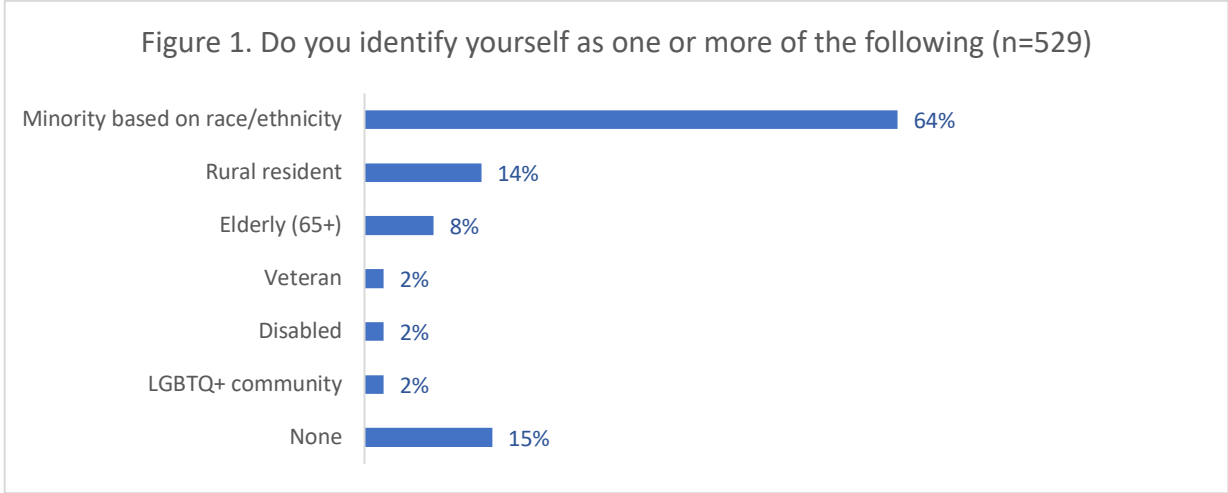
In addition to the survey, two focus groups were conducted with 6-8 people at PHS in Crete, Nebraska. Focus groups included community members of all ages, all over the age of 19. The focus groups were conducted in Spanish and translated to English for analysis. The focus groups were administered to help PHS learn more about the barriers and experiences community members have with accessing health and information.

The default for graphs is an axis of 0-100%; however, alternative axes are shown in some instances to highlight smaller differences. Whenever, an alternative axis is utilized, this information is provided; if no axis is shown in the figure, an axis of 0-100% is used.

Minority Health Community Survey

Description of Respondents

A total of 529 people participated in the survey. Among those, nearly two-thirds (64%) identified as a minority based on race/ethnicity (Figure 1). In addition, some respondents also identified other groups, while 15% reported membership in none of the groups listed. While most individuals selected only one group, 9% reported belonging to two or more groups.



Nearly two-thirds (63%) of those participating in the survey described their ethnic origin as Hispanic, while nearly one-quarter (22%) described their ethnic origin as White-Hispanic (Figure 2). Over half (52%) reported Spanish as the language they speak, with an additional 24% speaking both English and Spanish (Figure 3). Other languages included Arabic, Italiano, Korean, Lao, and Portuguese.

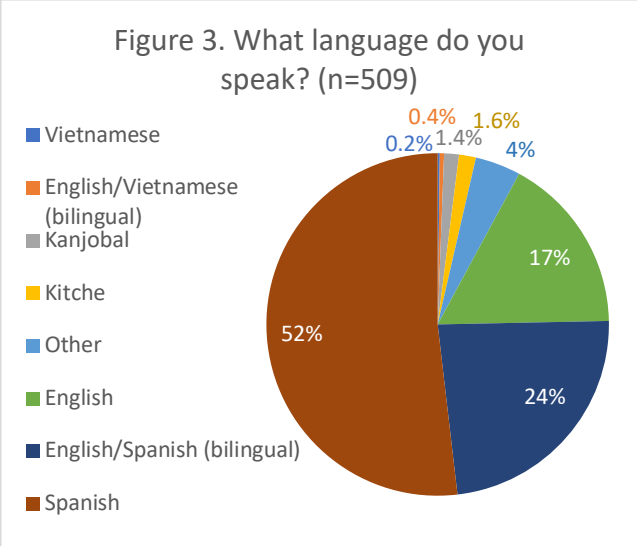
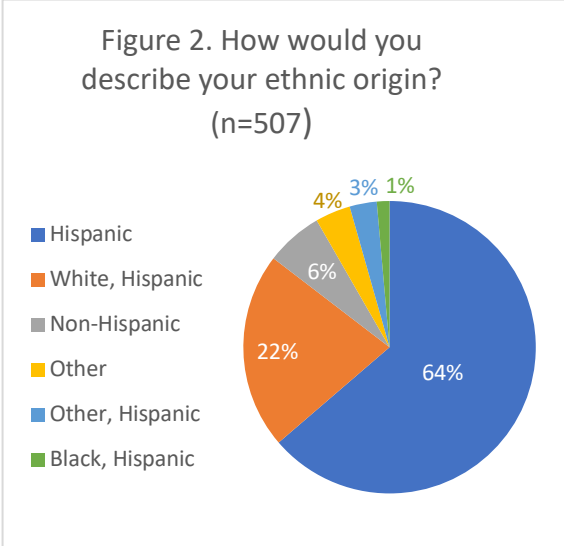
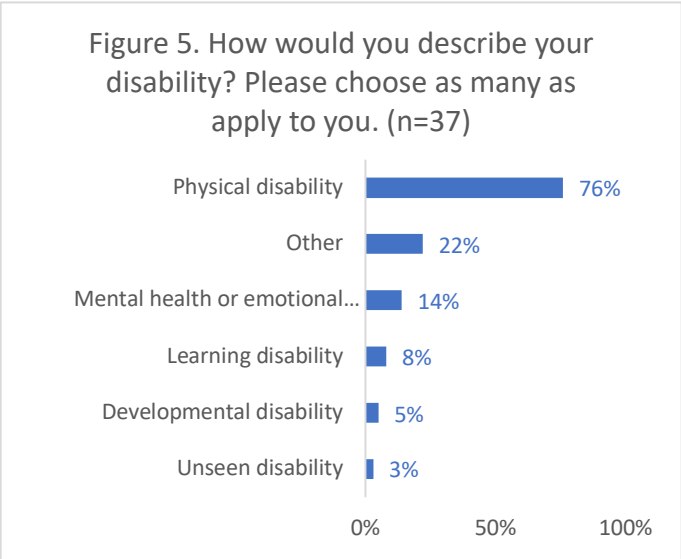
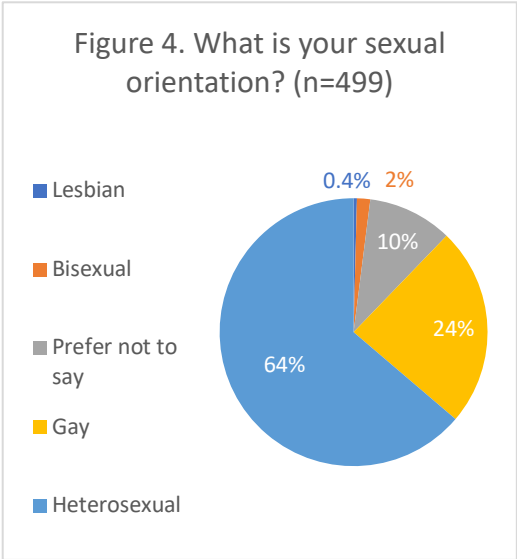
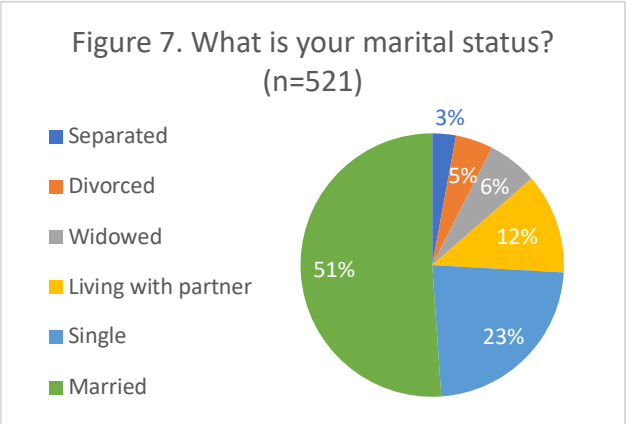
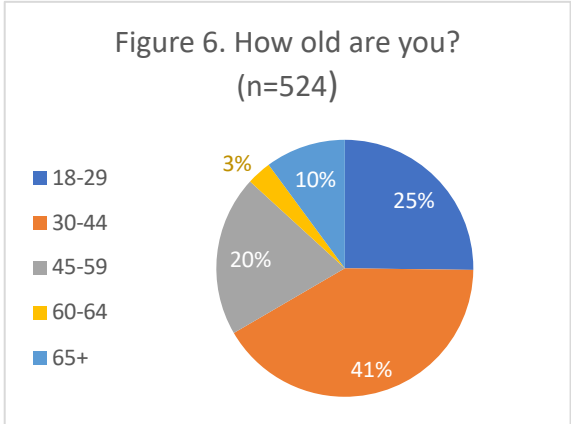


Figure 4 shows that nearly one quarter (24%) of those surveyed reported their sexual orientation as gay (it is also worth noting that 10% preferred not to disclose this information). With regard to disability status, 7% of respondents considered themselves to have a disability. Among those with a disability, a physical disability was most often reported (Figure 5). Other disabilities specified by respondents included ADHD, chronic health condition, COPD, fibromyalgia, and sight.



Over half (69%) were female, and as Figure 6 shows, the majority (66%) were under the age of 45. Slightly over half (51%) were married, while nearly one-quarter (23%) were single (Figure 7).



The majority of respondents (61%) live in a one-family house detached from other houses; however, other types of family homes were also reported (Figure 8). Figure 9 shows that the survey included respondents representing a variety of incomes ranging from less than \$5,000/year to \$50,000 or more.

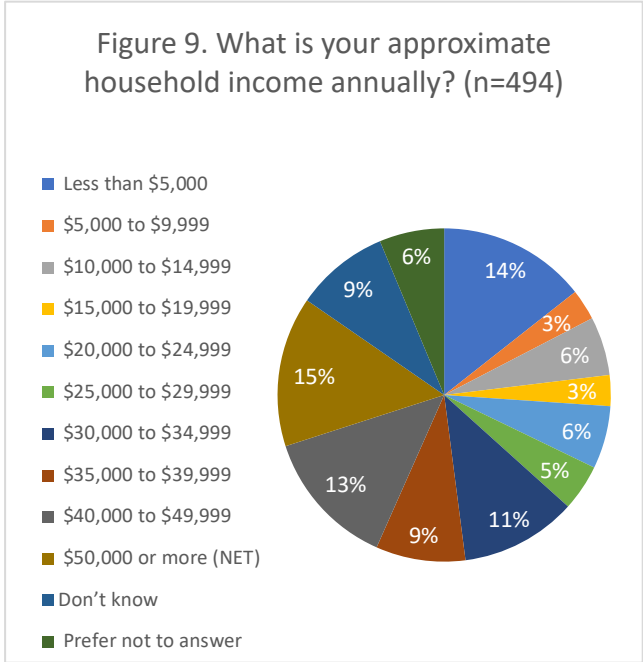
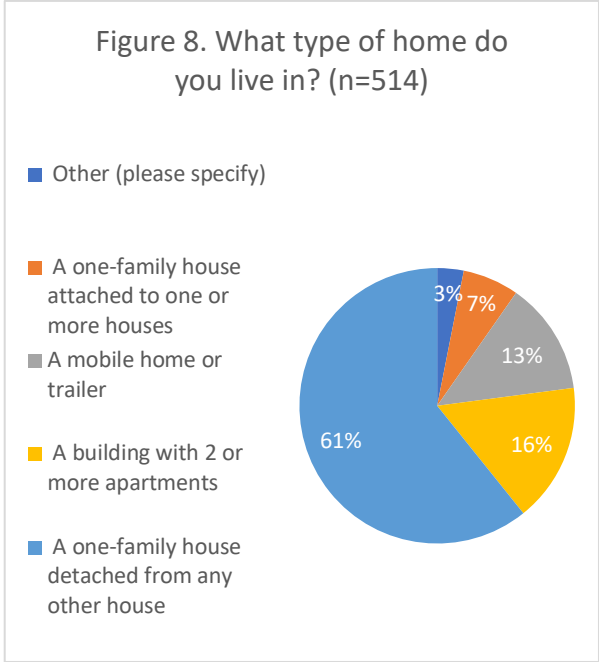
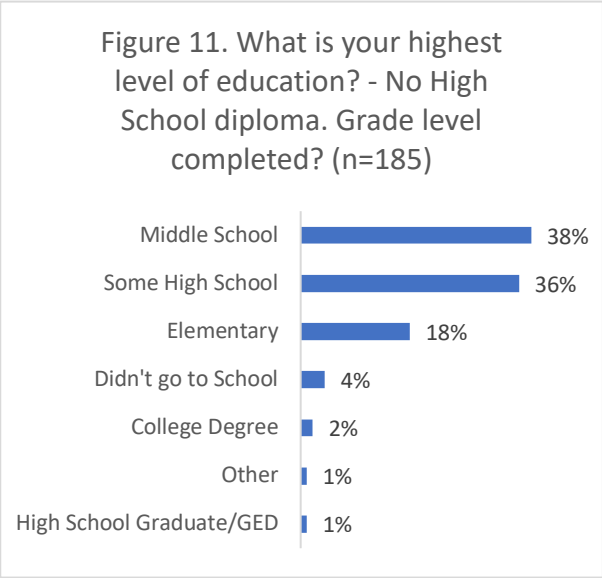
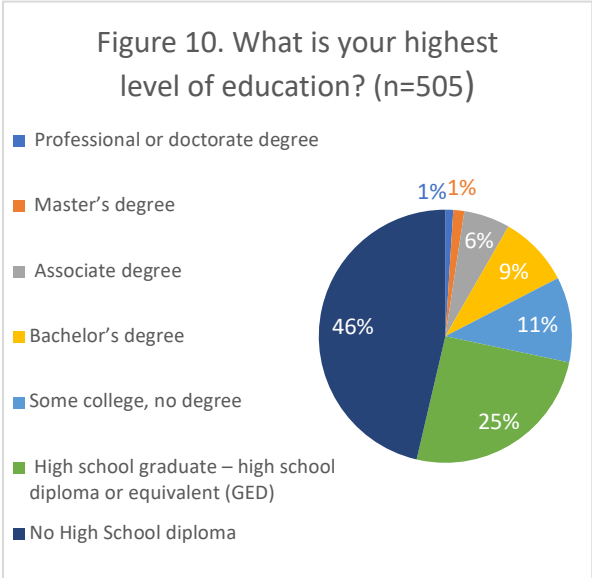
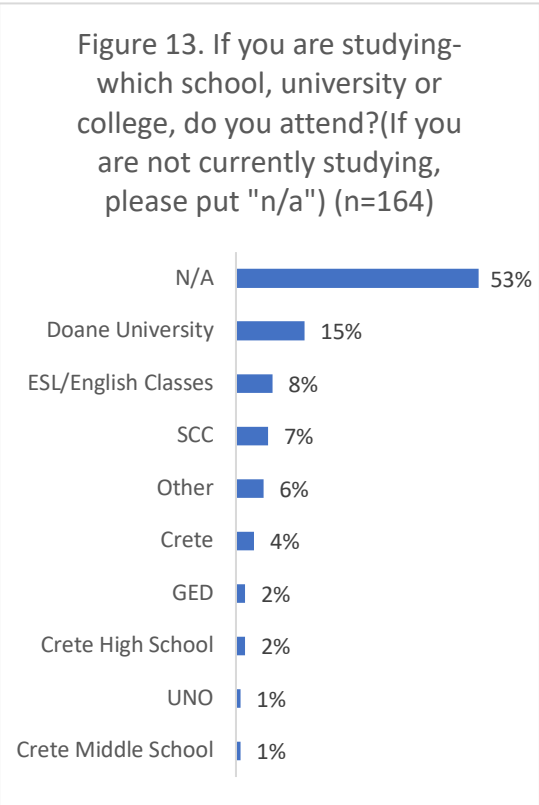
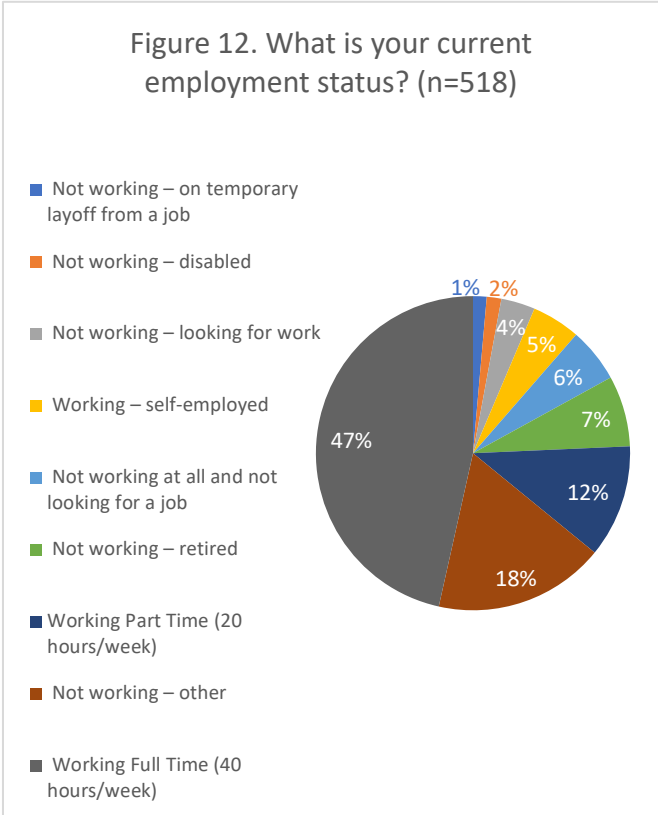


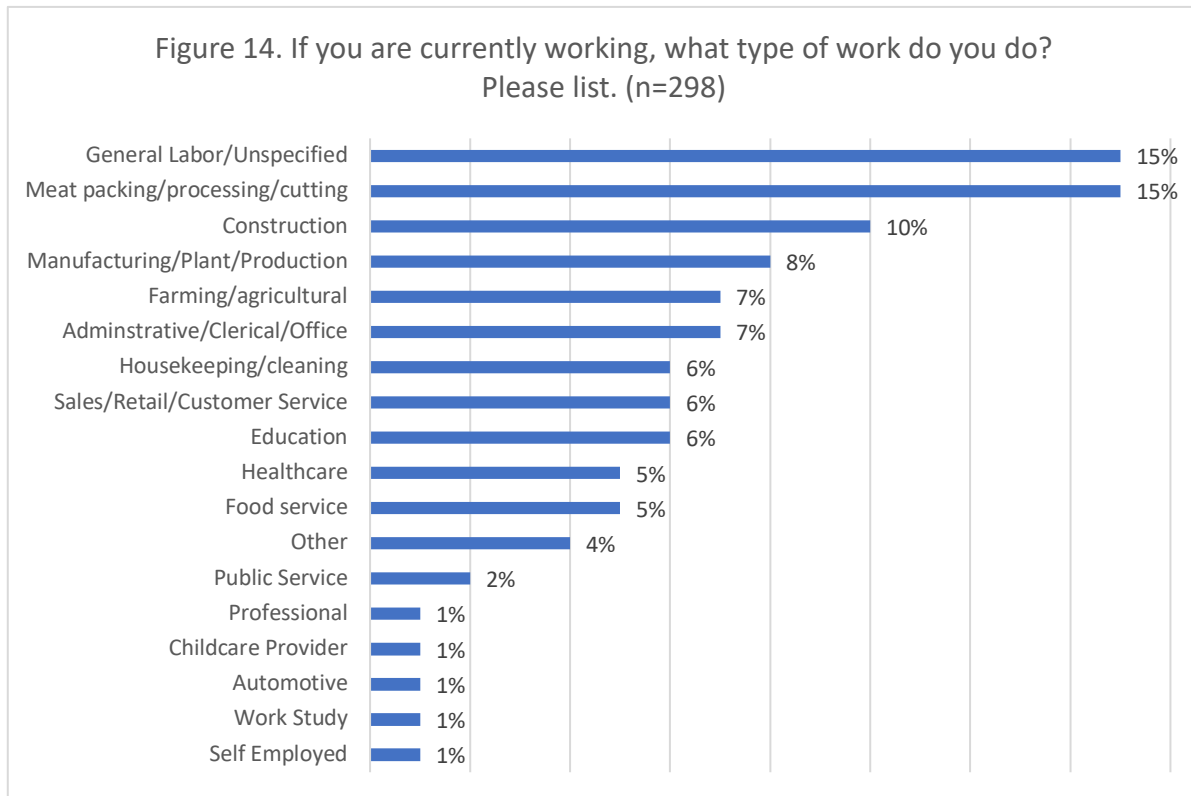
Figure 10 shows that nearly half (46%) do not have a high school diploma, while an additional one-quarter reported their highest level of education was a high school diploma or equivalent (GED). Of those without a high school diploma, more than one-third (38%) completed some middle school followed by 36% finishing some high school (Figure 11).



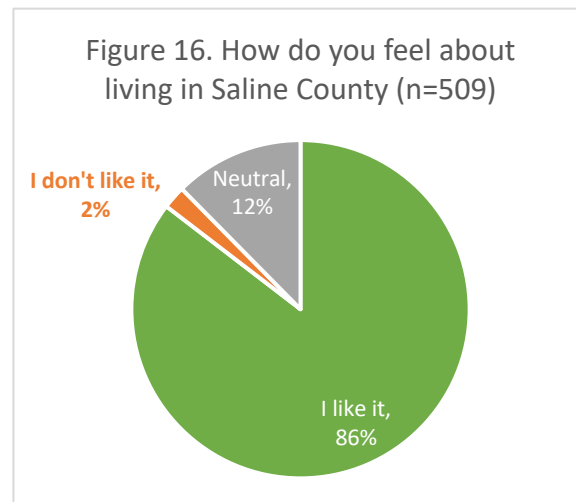
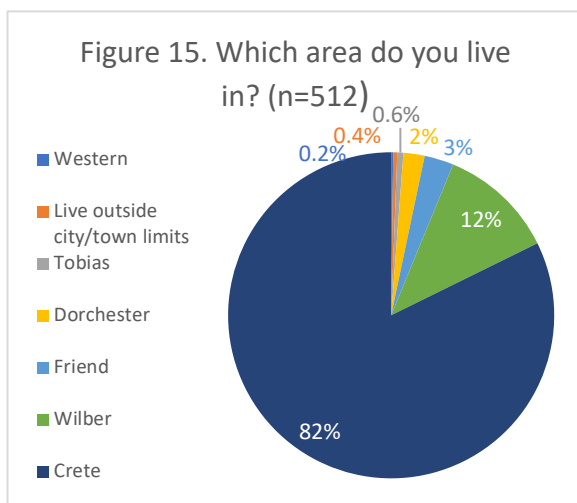
Nearly half (47%) of respondents reported working full-time, with an additional 12% working part-time (Figure 12). Among those attending school, Doane University was most often reported, followed by ESL/English classes (Figure 13).



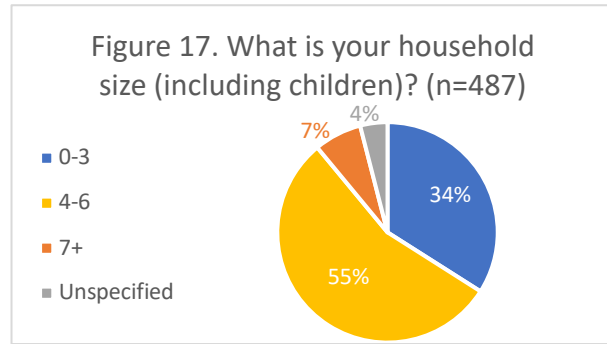
Of those who are currently working, the two most popular industries were General Labor and Meat Packing/Processing/Cutting (Figure 14). Appendix A provides a detailed list of job responses.



The vast majority (82%) of respondents live in Crete, with another 12% living in Wilber (Figure 15). As Figure 16 shows, most (86%) like living in Saline County.

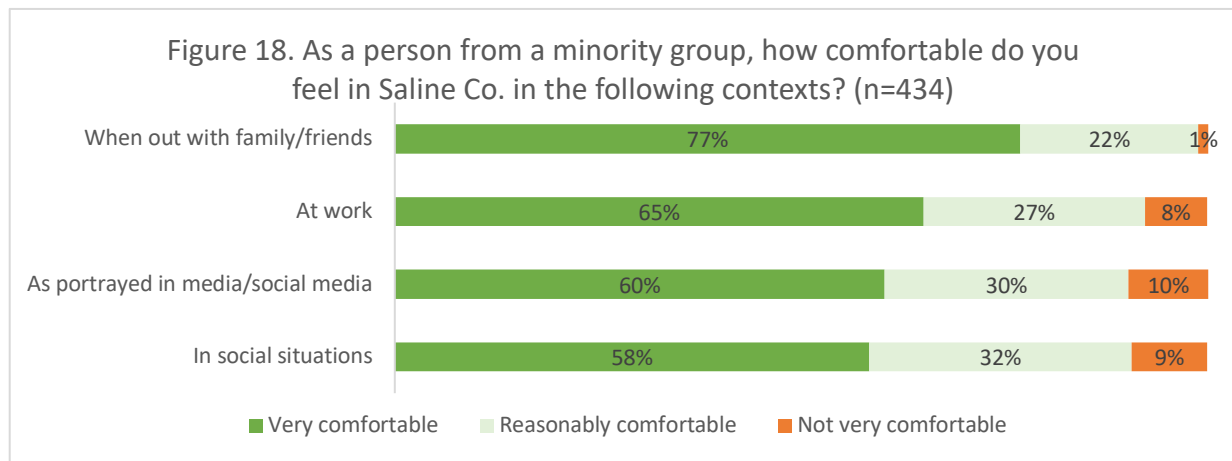


Over half (55%) reported a household size between 4-6 people, with about one-third (34%) living in households of less than four people (Figure 17).

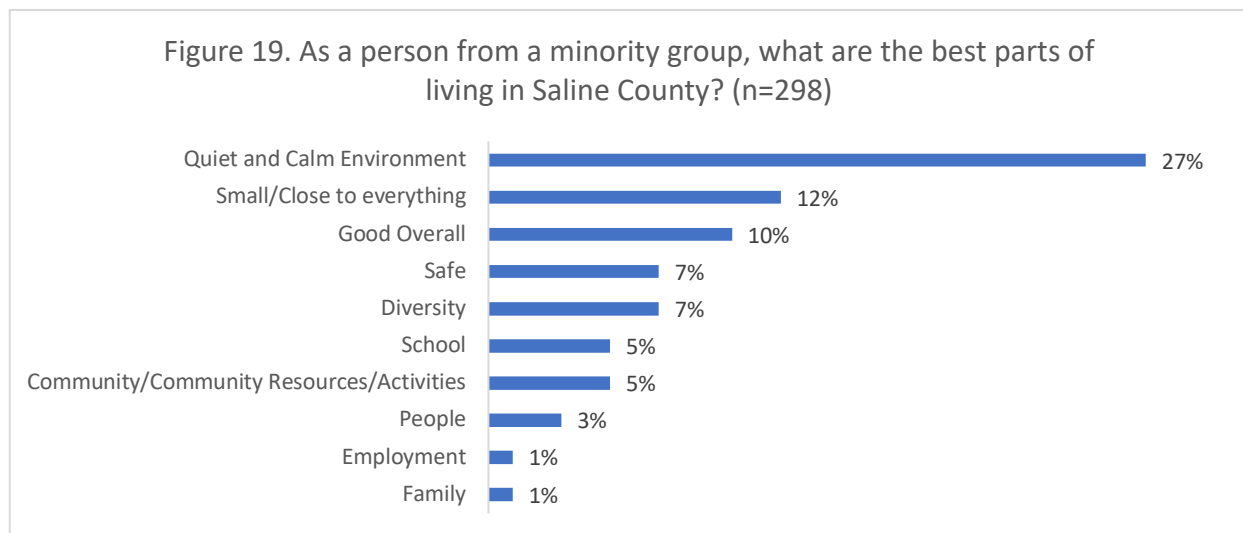


Community Life

Respondents generally reported feeling comfortable in most contexts in Saline County, feeling most comfortable when out with family/friends (Figure 18).



Responses regarding the best and worst parts of living in Saline County as a person from a minority group were coded into common themes. Slightly over one-quarter (27%) of those who answered the question reported liking the quiet and calm environment (Figure 19). Other common aspects of the community that were reported as positive aspects were that it is small and close to everything, it is overall good, that is safe, and diverse. For a full list of comments see Appendix A.



Of those reporting the worst part of living in Saline County, about 5% felt Racism/Discrimination is the worst part of living in Saline County, with 4% reporting a lack of activities/programs and a lack of or outdated infrastructure (Figure 20). For a full list of comments see Appendix A.

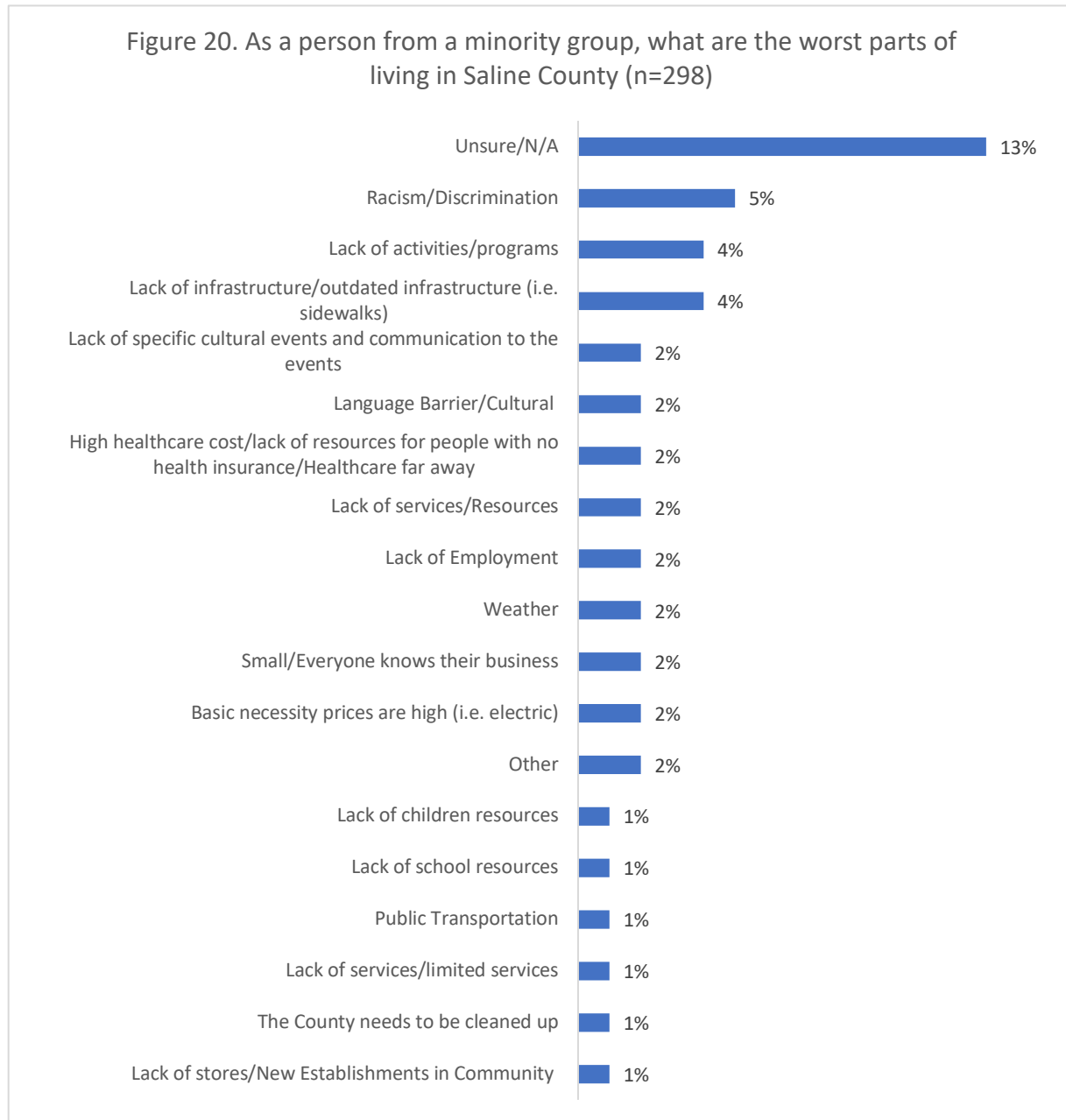
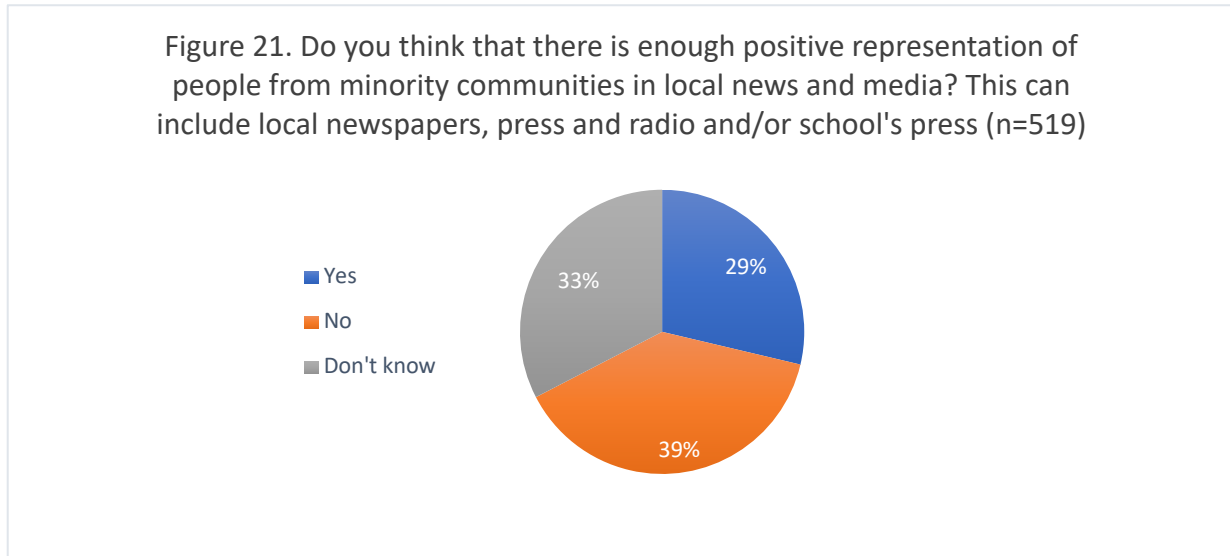
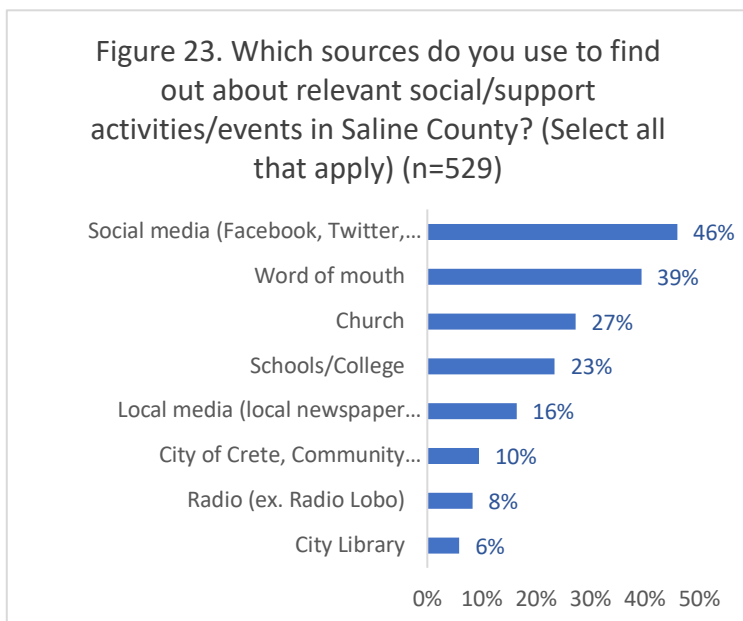
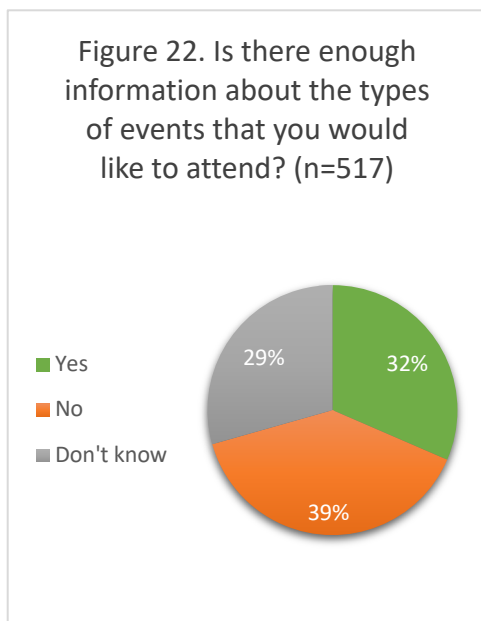


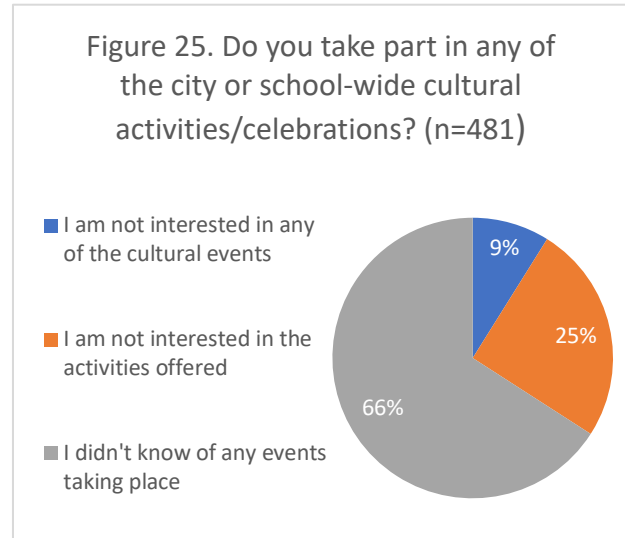
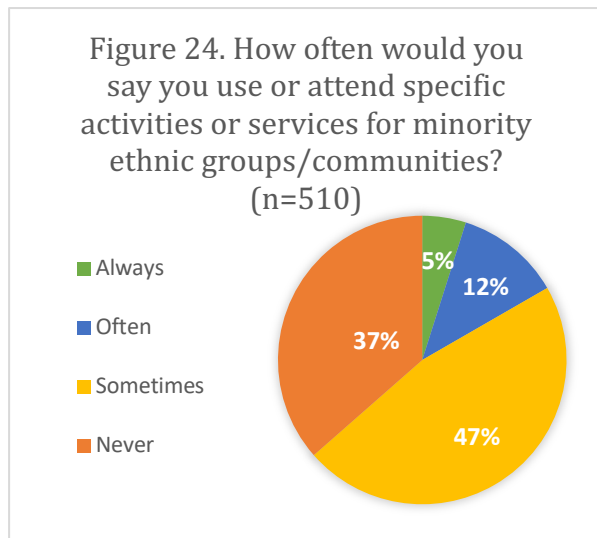
Figure 21 shows that opinions were divided regarding the positive representation of people from minority communities in local news and media, with less than one-third (29%) feeling there was enough, while 39% did not feel there is enough positive representation (the remaining one-third did not know).



About one-third of respondents feel there is enough information about the types of events they would like to attend; however, 39% do not feel there is enough information (Figure 22). Respondents most often find out about activities/events through social media and word of mouth, followed by church, schools, and local media (Figure 23).



While over one-third (37%) reported never attending specific activities or services for minority ethnic groups/communities, 17% reported attending always or often (Figure 24). The lack of frequent attendance may be due to a lack of knowledge of such events, as Figure 25 shows that two-thirds reported being unaware of city or school-wide cultural activities/celebrations; *however, it should be noted that the response options offered for this question did not allow respondents to indicate that they DO attend.*



Responses from those who provided reasons that might prevent them from taking part in activities/events were coded into common themes. Over one-third (37%) reported having a busy schedule or a lack of time as a reason (Figure 26). The next most common reason reported was a lack of communication about events, which was reported by 19%.

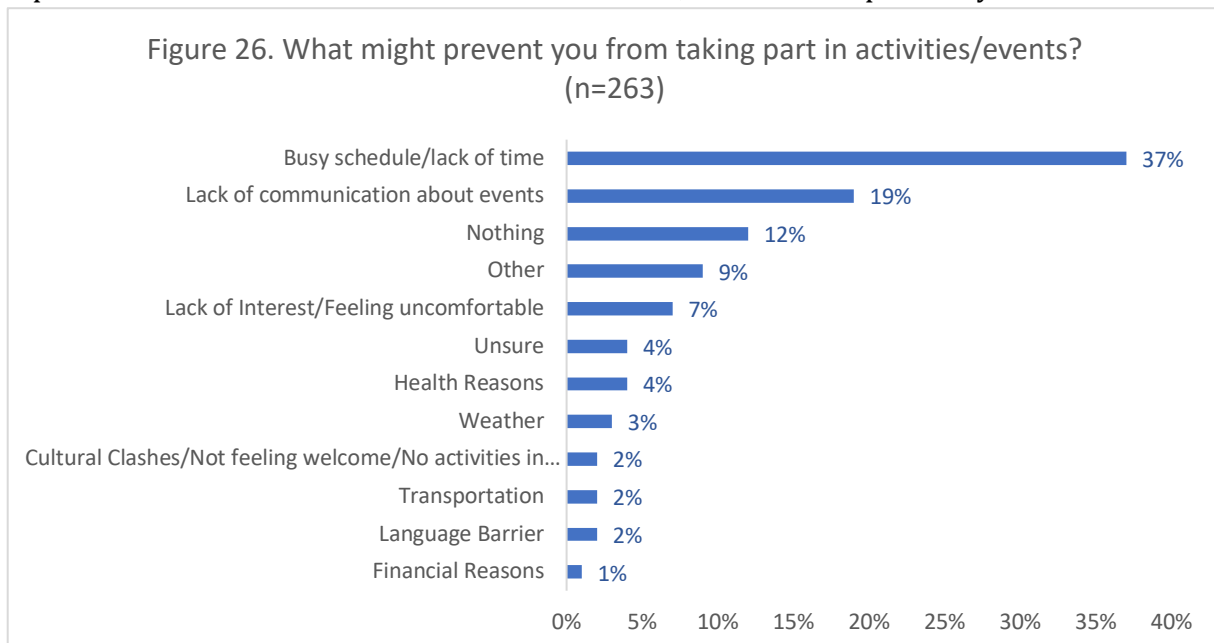
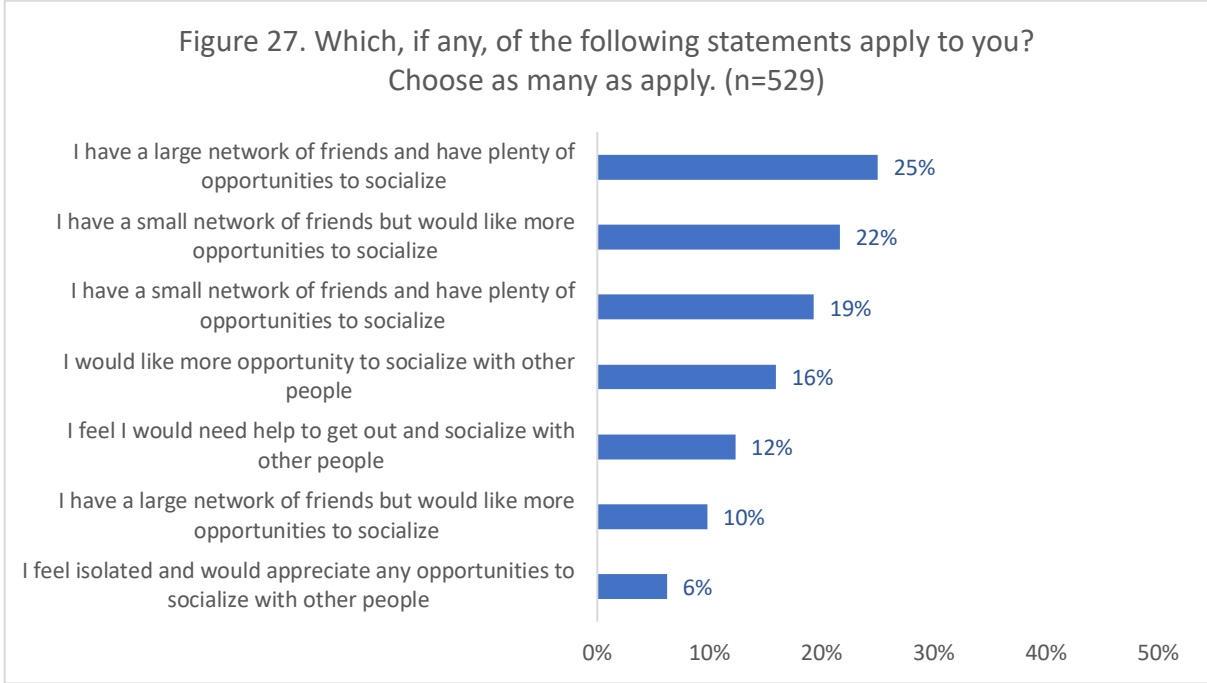


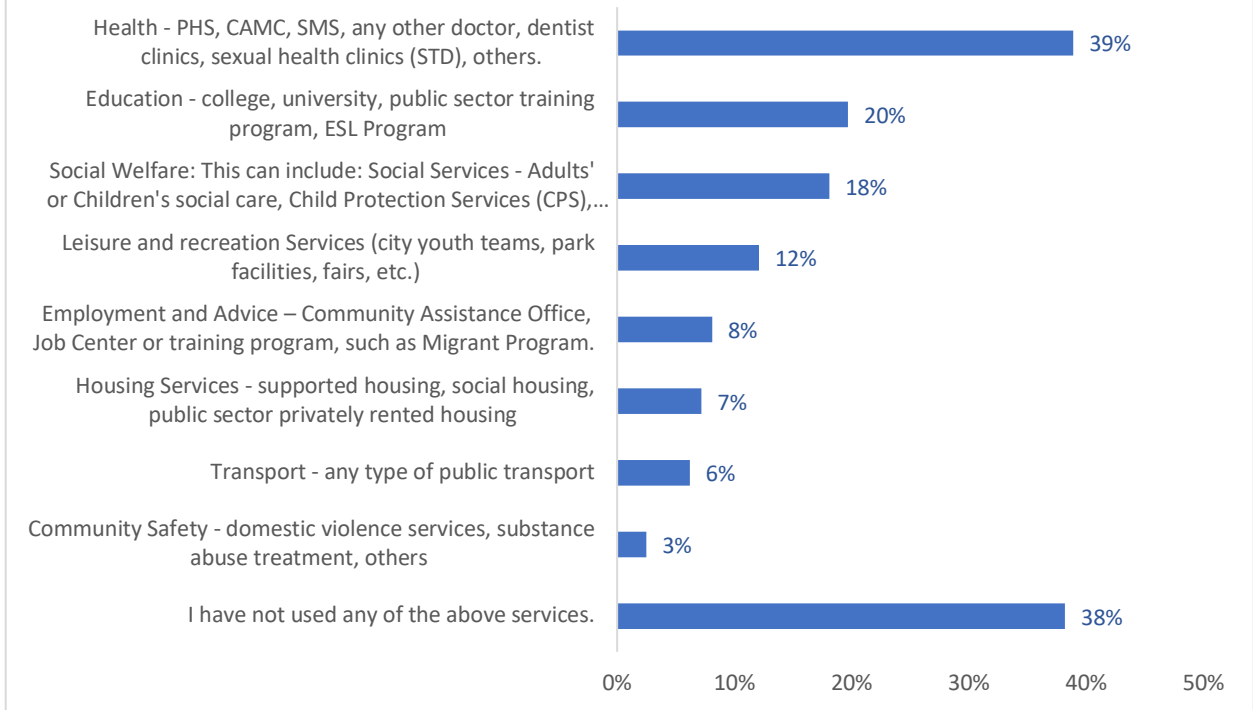
Figure 27 shows that those with a large network of friends tend to feel they have plenty of opportunities to socialize, but those with a small network of friends are more divided, with a notable proportion indicating they would like more opportunities to socialize. In addition, several respondents indicated in general they would like more opportunities to socialize with other people, and 12% reported they would need help to get out and socialize with others.



The most common public services used in the past year from the services listed were health services, followed by education and social welfare (Figure 28). Nearly four out of ten (38%) reported not using any of the listed services. In addition to the services listed, other comments provided about services used showed a desire for more recreation options, a need for improved transportation services/roads, more work opportunities, more grocery stores, and more psychologists at the schools, as well as a listing of services used, including the library, Blue River, EBT, nursing home, and church services. Respondents also provided comments about public services, with many responded favorably; however, several noted a desire for additional services, with some specifically identifying a need for more public transportation and others noting a need for sports facilities. Appendix A provides a full listing of the comments to both of these questions.

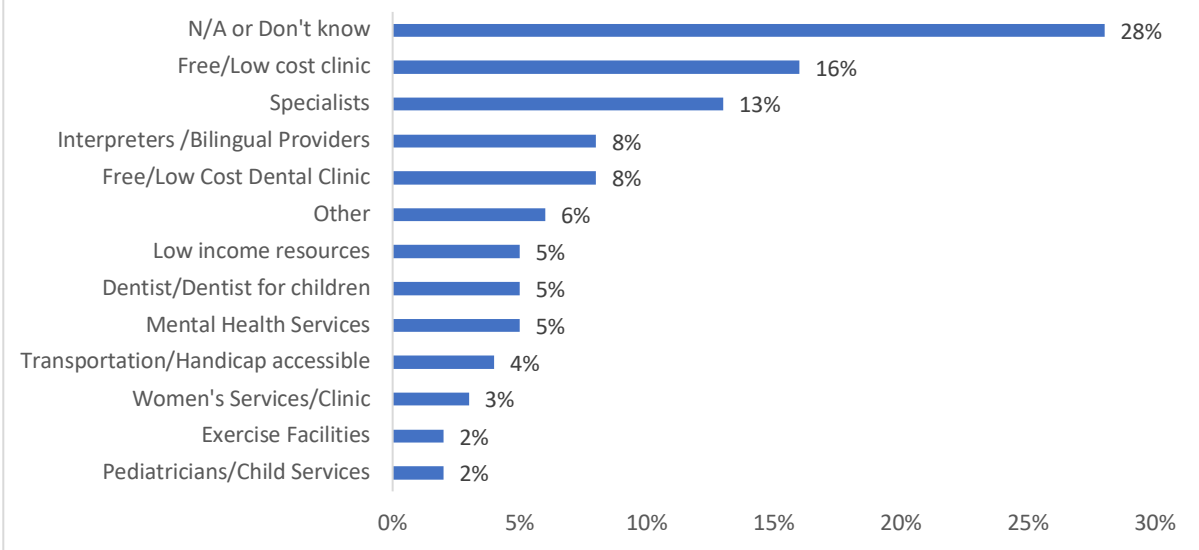
“Everything is good with services they are close.”

Figure 28. In the past year, have you used any of the following services?
Choose all that apply to you. (n=529)

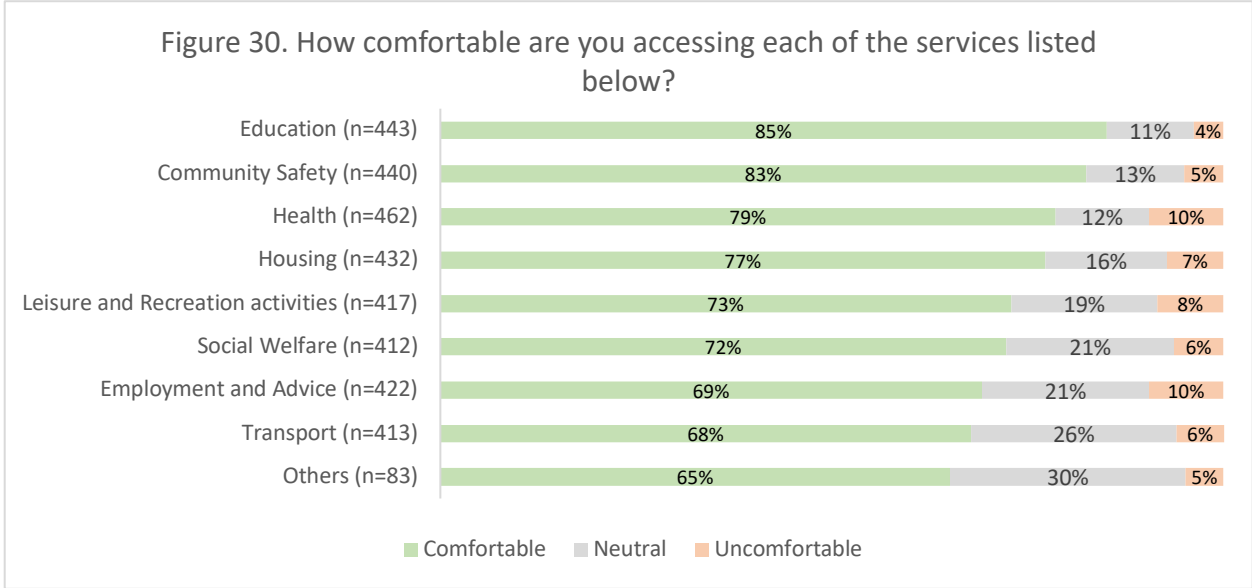


Of those who listed healthcare services not available in Saline County, 16% reported that it would be helpful to have a free/low-cost healthcare clinic (Figure 29). Other services requested by 8% or more were specialists, interpreters/bilingual providers, and a free/low-cost dental clinic. For a full list of responses see Appendix A.

Figure 29. Please list healthcare services not available in Saline County that would be helpful to you and/or your family. (n=100)



When asked how comfortable respondents were in using these services, the majority were comfortable with all of the services, reporting the most comfort with education and community safety, and least comfortable with transport, employment/advice services, and other services (Figure 30).

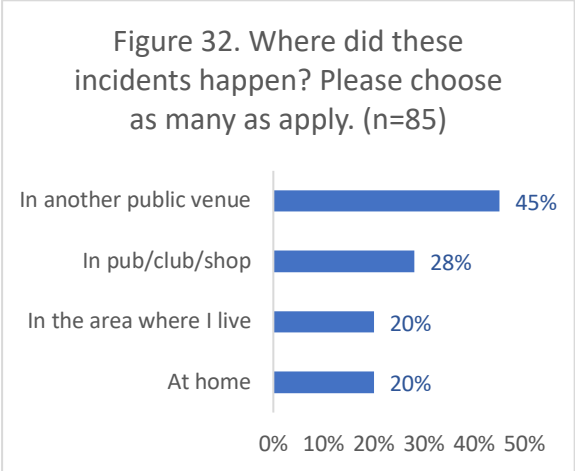
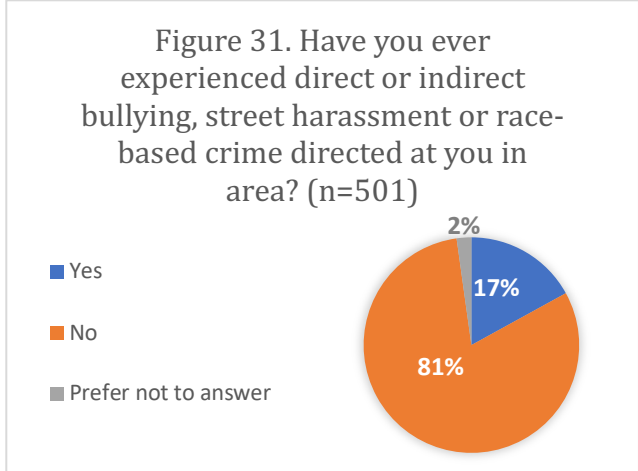


Overall comments about healthcare primarily revolved around how expensive health care is, with some describing a need for more free medical care. However, some described positive aspects of health care, including that it is good and that translators are offered at the hospital. Appendix A includes a comprehensive list of these comments.

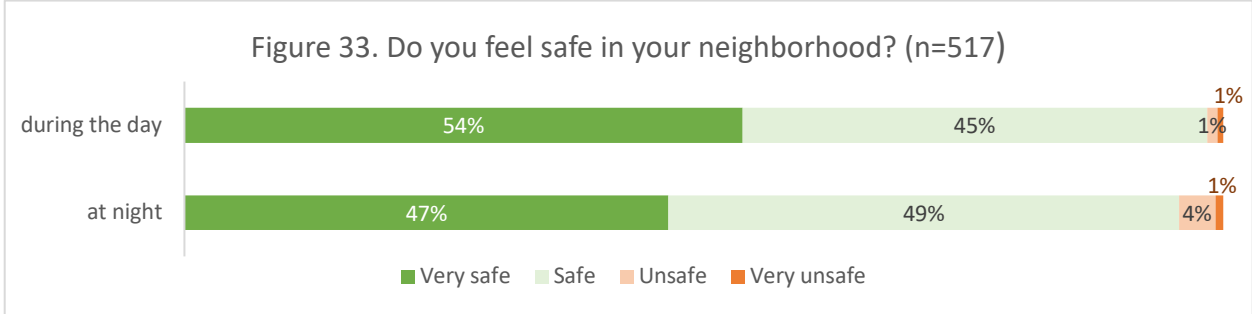
“Medical services are expensive and I only go when its necessary for my children.”

Community Safety

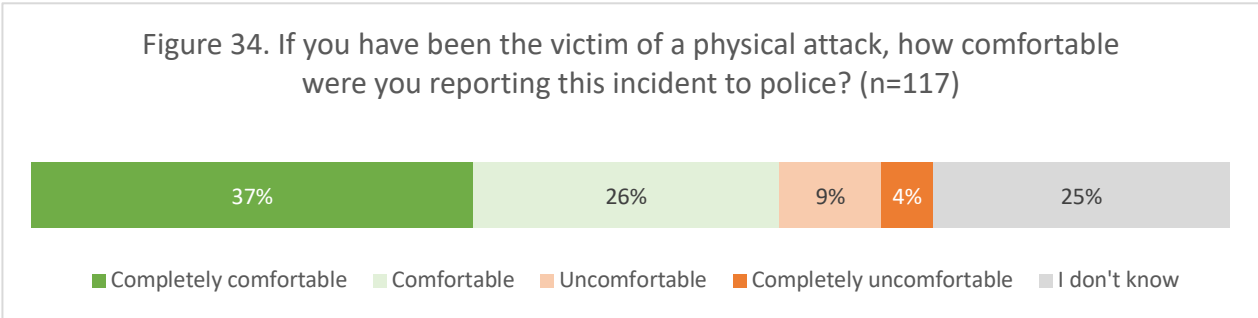
Figure 31 shows that 17% experienced bullying, street harassment or race-based crime. Among those who reported having this experience, the most common location was in another public venue, followed by in a pub/club/shop (Figure 32).



As Figure 33 shows, nearly all respondents feel safe in their neighborhoods, both during the day and at night.



Only 17 respondents (3% of those participating in the survey) reported being a victim of a physical attack due to their race or religion in Saline County; however, more respondents answered the follow-up question about their comfort level in reporting the incident to the police, so it is unclear if this rate is underreported in the results. Among the 117 respondents who answered the follow-up question about being a victim of a physical attack, nearly two-thirds (63%) reported feeling either comfortable or completely comfortable in reporting the incident to police (Figure 34). Additional comments about community safety suggest that many feel safe in their community, while others added comments about police, feeling a need for more lights or other aspects needed to feel safe. The full list of comments is provided in Appendix A.



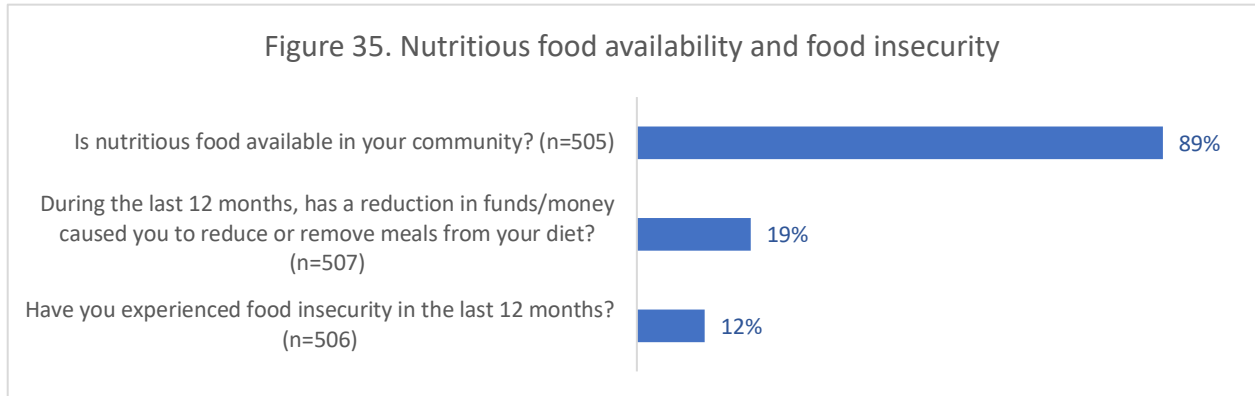
Additional comments about community safety show that overall, most respondents feel safe, with nearly half of the open-ended comments referencing that sentiment. The comments regarding police were mixed, with some reporting them positively, and others reporting a lack of trust and need for more surveillance. While most comments noted a sense of feeling safe, some respondents commented that they do not feel safe, especially late at night. See Appendix A for the full listing of comments.

"I feel comfortable with the safety."

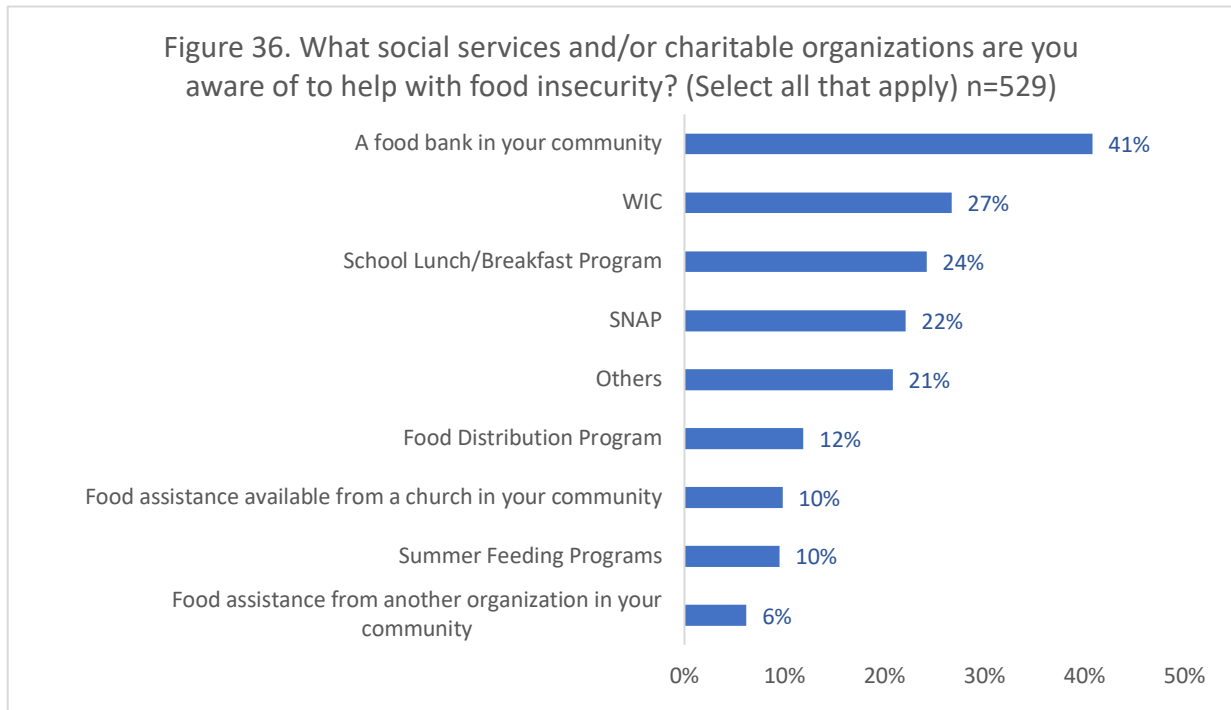
Food Insecurity

The vast majority (89%) of respondents feel nutritious food is available in the community; however, a reduction in funds/money has caused 19% to reduce or remove meals from their diet and 12% reported food insecurity in the past year (Figure 35). Over one-third (36%) of those who provided additional comments about food insecurity referenced the high price of

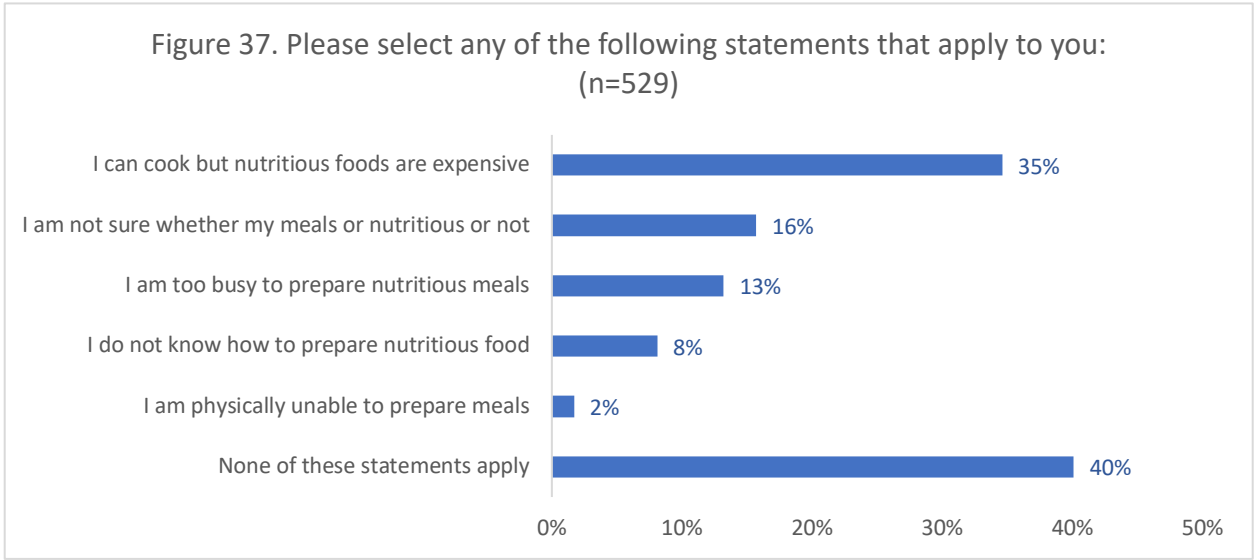
foods, while others requested more food distribution programs and information about them, more information on eating healthy. The full list of comments is available in Appendix A.



Food banks were the most common organization respondents were aware of that help with food insecurity (Figure 36).

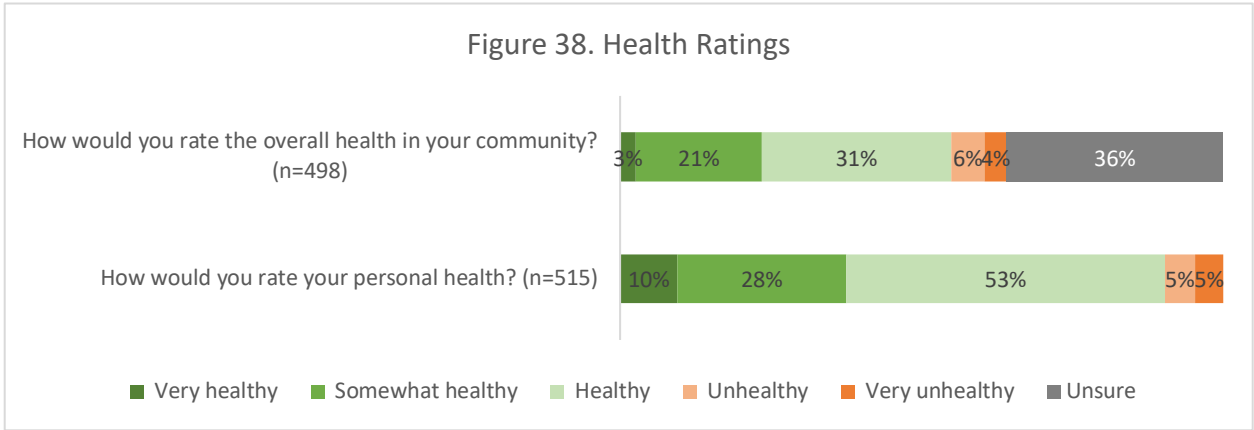


In better understanding barriers to nutritious meal consumption, of the statements provided, the most common statement with which respondents identified was related to the expense of nutritious foods (Figure 37).

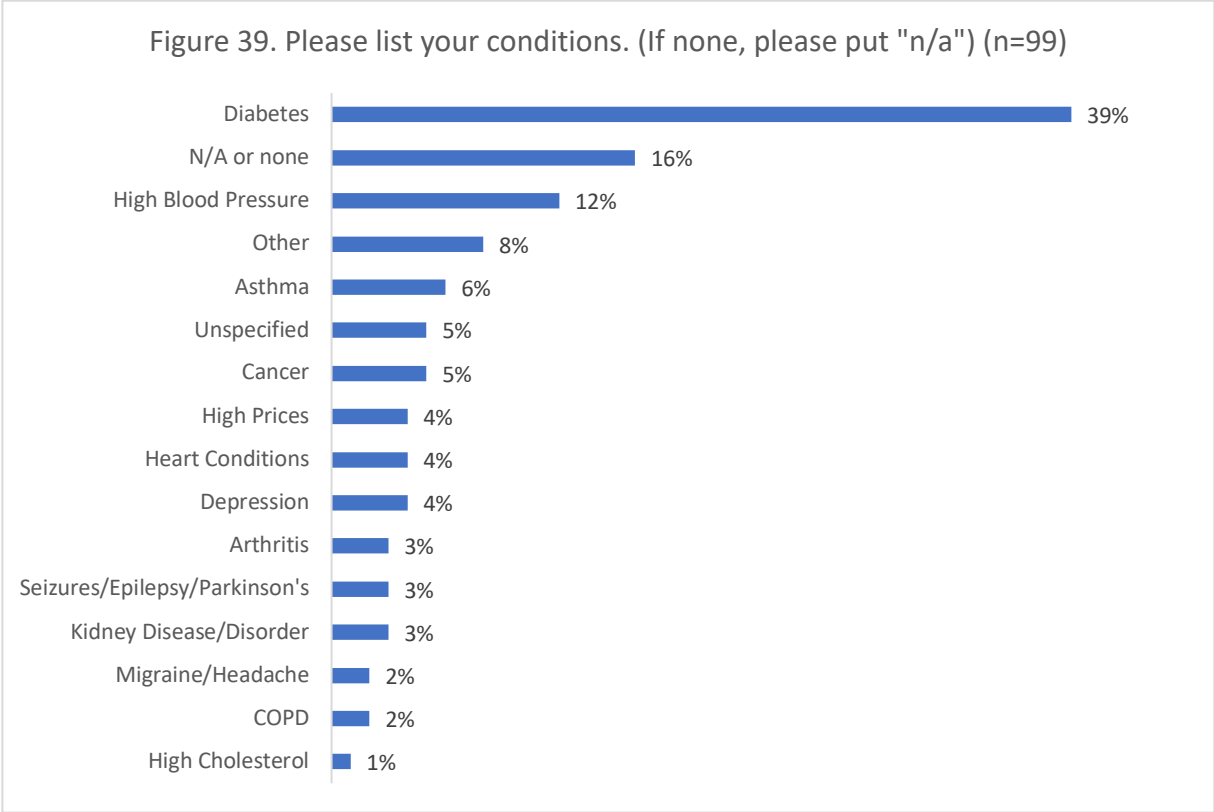


Health

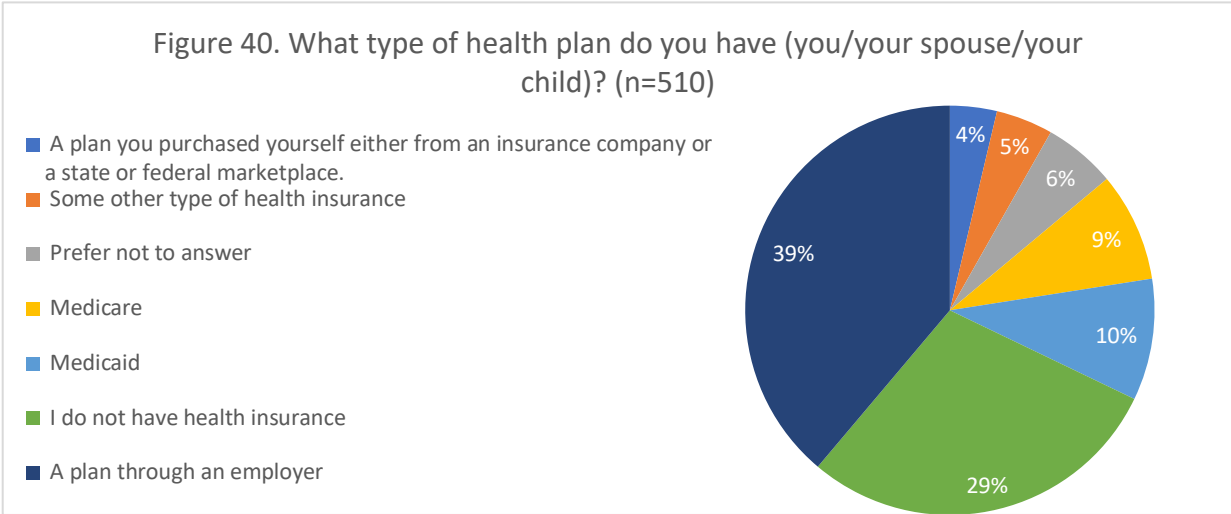
The vast majority (90%) of respondents reported their own personal health as healthy, somewhat healthy, or very healthy (Figure 38). In comparison, 55% felt this way about the overall health of the community. This was lower primarily because over one-third were unsure (very few felt the community was unhealthy).



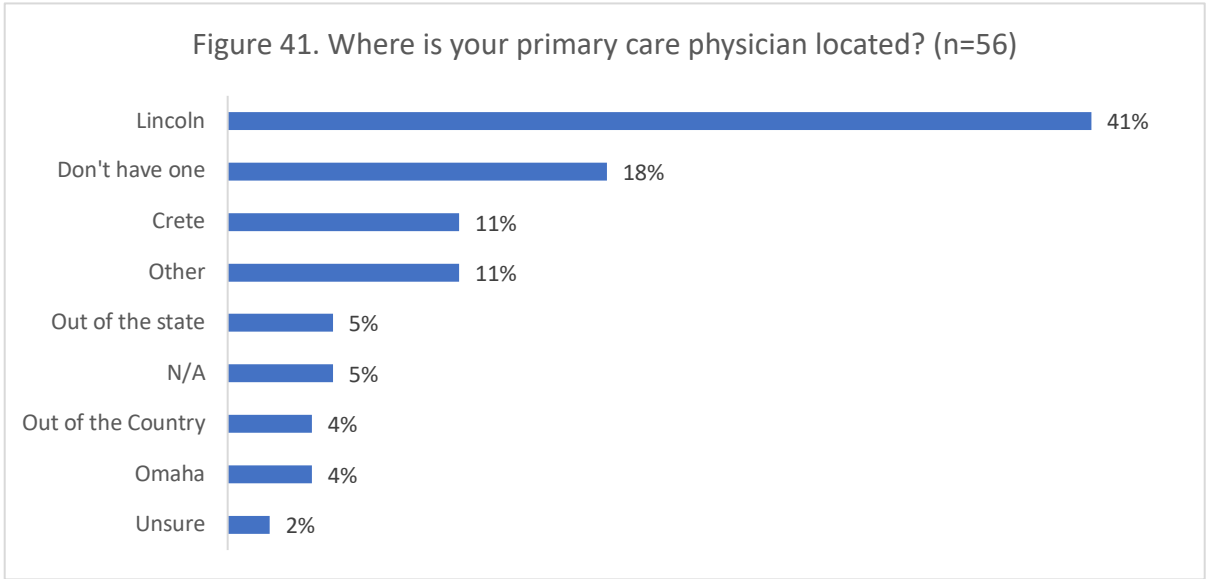
Of those who reported they had a health condition, nearly four out of ten (39%) had Diabetes (Figure 39). For a full list of medical conditions see Appendix A.



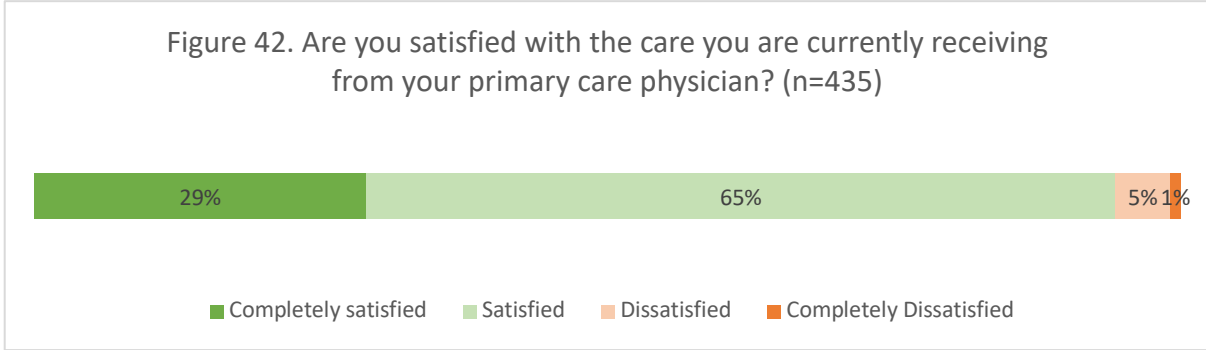
While 39% of respondents reported having a health plan through their employer, 29% reported not having health insurance (Figure 40). In addition, 10% reported having Medicaid and 9% Medicare.



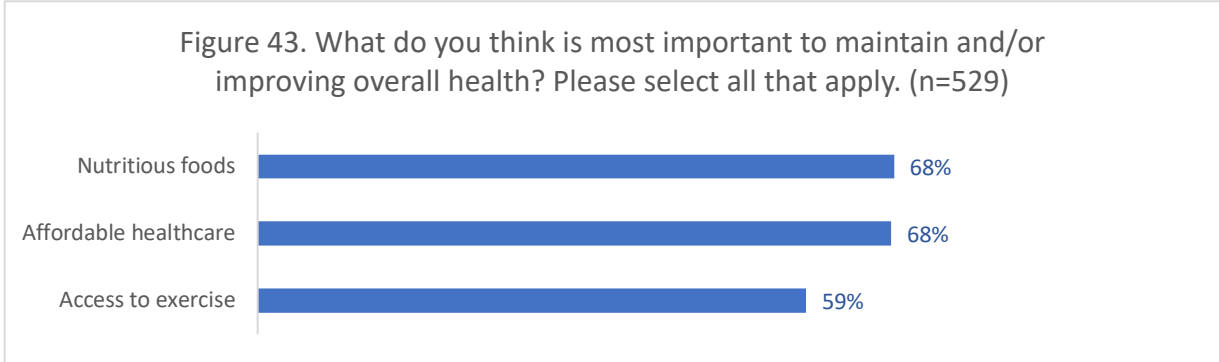
Over three-fourths (77%) of respondents reported that their primary care physician is in Saline County. Among those who did not report having a physician in Saline County, Lincoln was the most common other location (Figure 41).



Nearly all reported satisfaction with their primary care physicians, with 29% being completely satisfied (Figure 42).



About two-thirds of respondents feel nutritious foods and affordable healthcare are important to maintaining or improving overall health (Figure 43).



About one-quarter of respondents (24%) have someone in their household who is immunocompromised, and 12% reported that a disability, handicap, or chronic illness that keeps themselves, their child, or a family member from participating in work, school, or other activities (Figure 44).

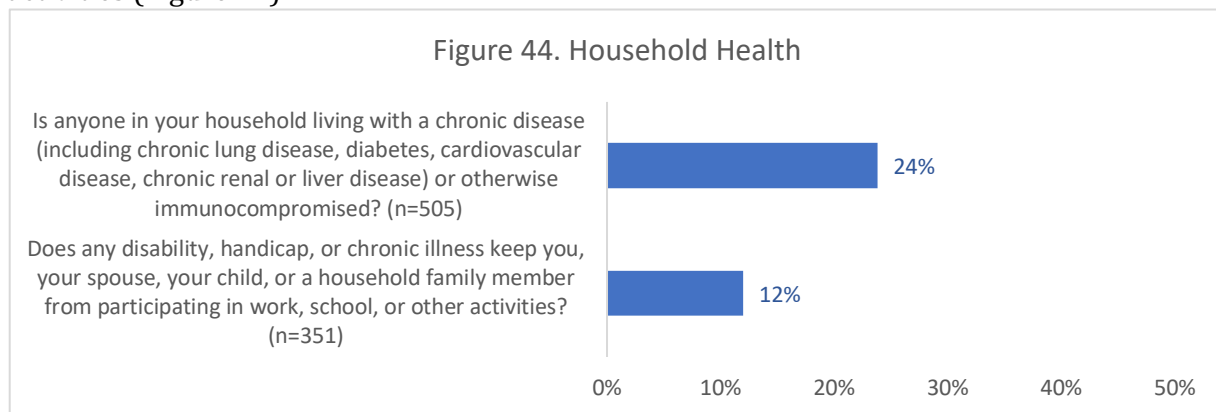
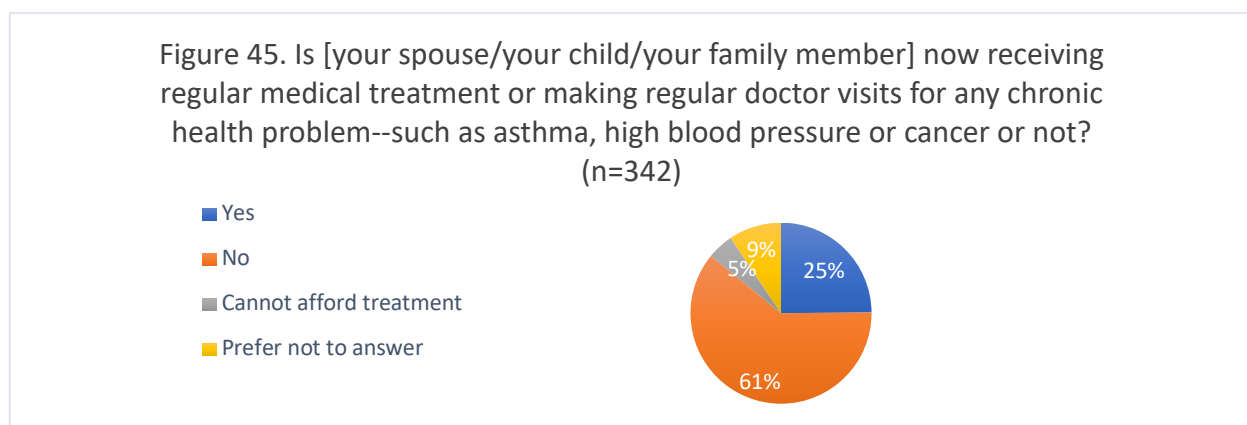
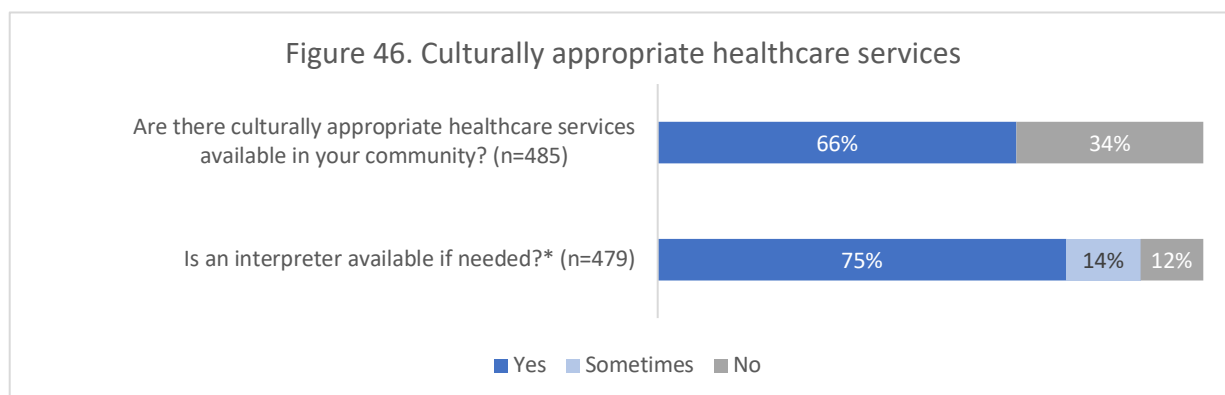


Figure 45 shows that one-quarter of respondents reported that their spouse, child, or family member is receiving medical treatment for a chronic health problem, while 5% noted that they are not receiving this because they cannot afford treatment.

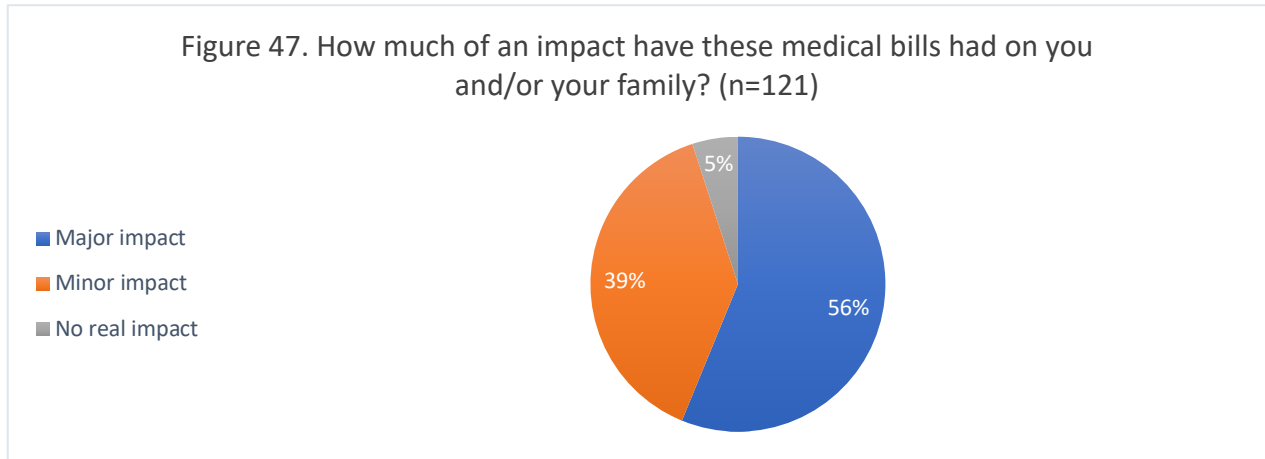


Two-thirds of respondents feel there are culturally appropriate health services available in the community and three-fourths feel an interpreter is available (Figure 46).

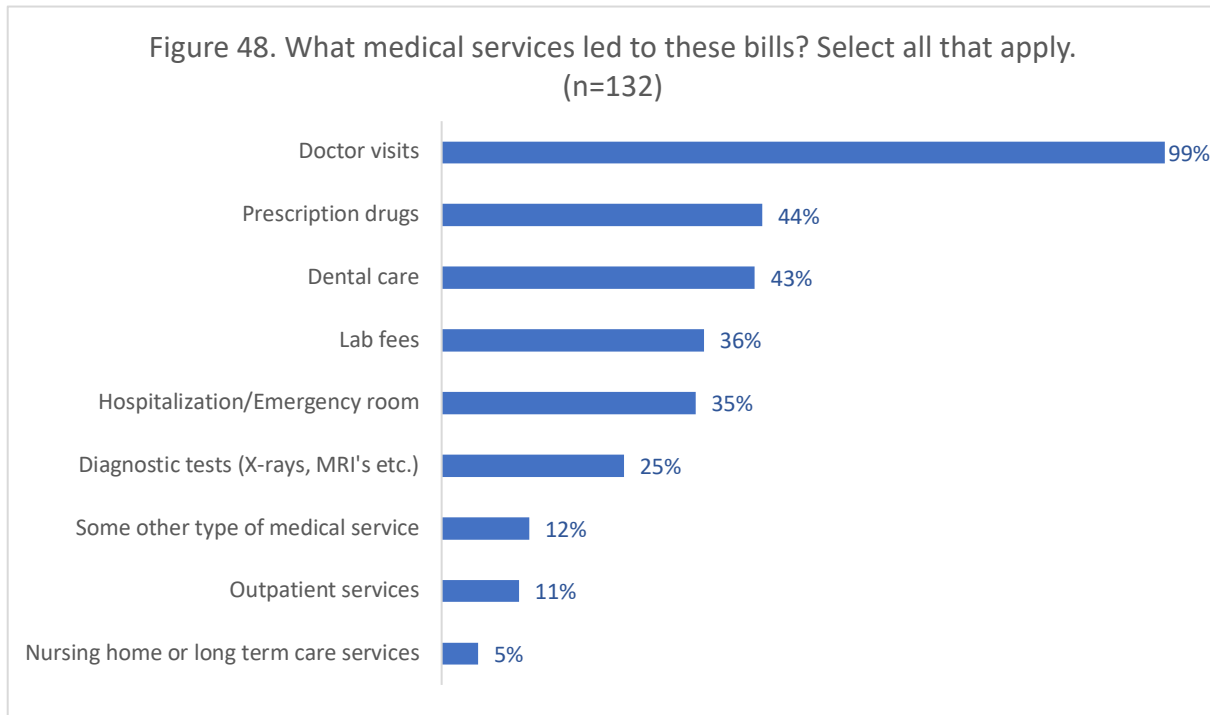


* "Sometimes" was only offered as a response option for the interpreter question

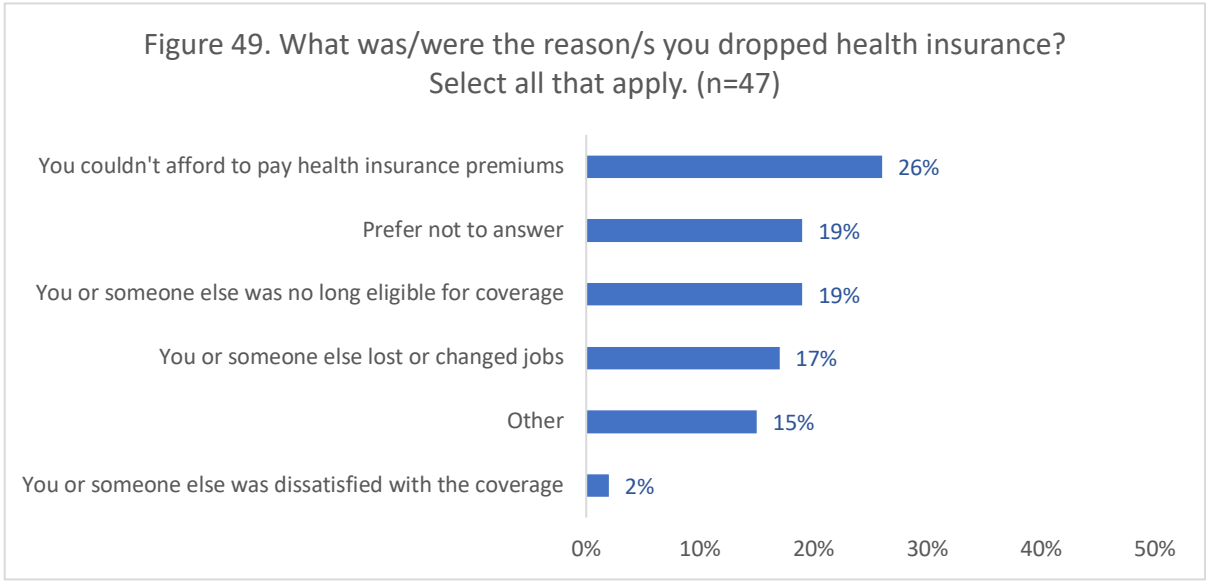
Slightly over one-quarter (26%) of respondents, or someone in their household, reported experiencing problems in paying a medical bill (such as doctor’s visits, dentist, medication, or home care) in the past year. Figure 47 shows that these medical bills have impacted nearly all respondents, with over half (56%) indicating they have had a major impact.



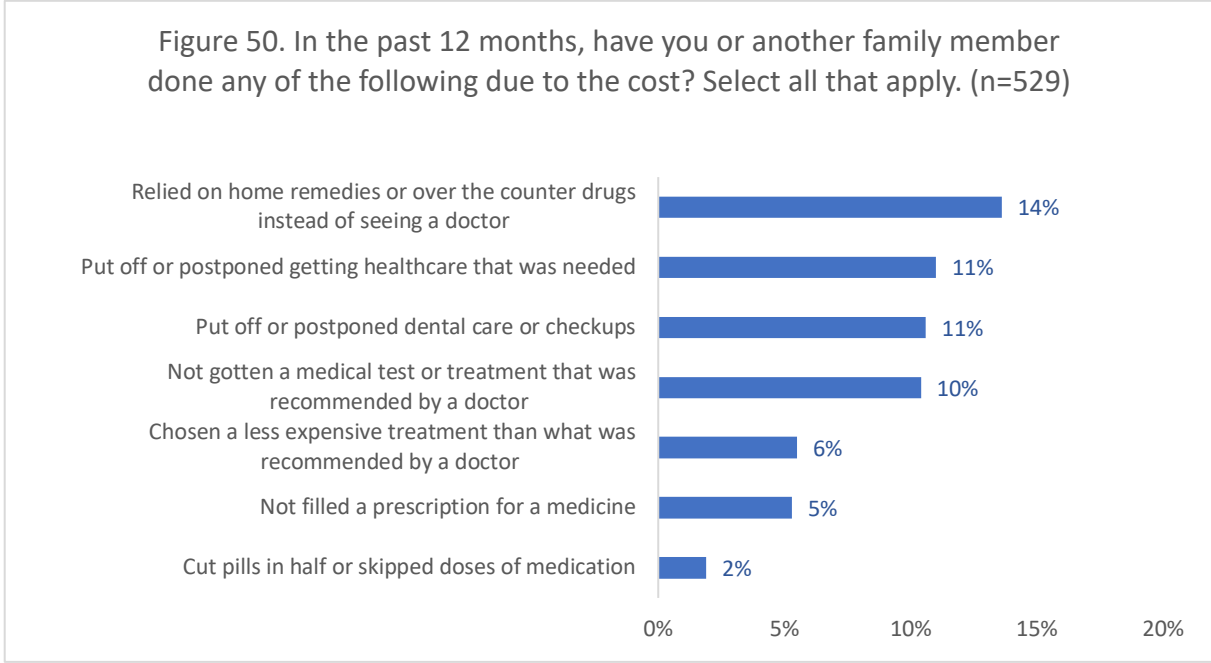
Almost all (99%) respondents reported that doctor visits led to the bills, but other medical expenses also led to these bills, as shown in Figure 48.



Ten percent of respondents reported experiencing a drop of health insurance for themselves, their spouse, their child, or a family member in the past year. Figure 49 shows the reasons this health insurance was dropped, with a lack of affordability being the most common reason.



The most common method reported by respondents in response to costs was relying on home remedies or over the counter drugs instead of seeing a doctor, followed by putting off or postponing getting healthcare or dental care that was needed and not getting a medical test or treatment (Figure 50).



Transportation

Nearly all respondents reported their primary mode of transportation being a personal vehicle (Figure 51). The most common answer reported for “other” was that they had either a partner or family member that takes them where they need to go. The vast majority (89%) reported N/A for their use of the Saline County Area Transit (SCAT) during a typical week; however, 4% reported using it every day (Figure 52).

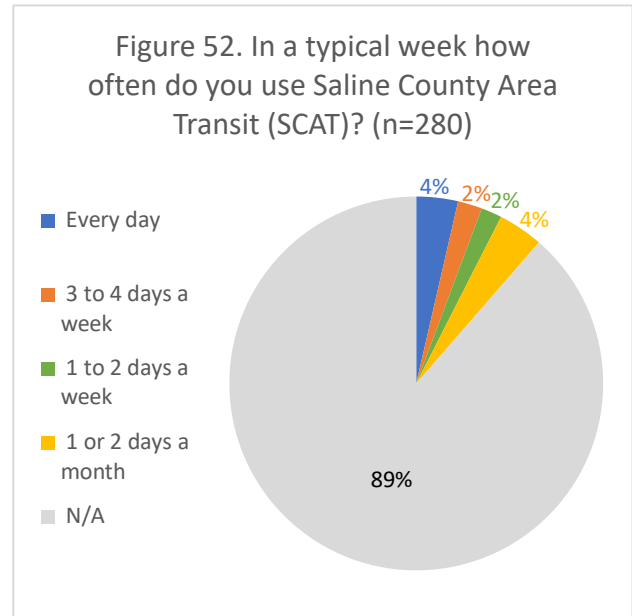
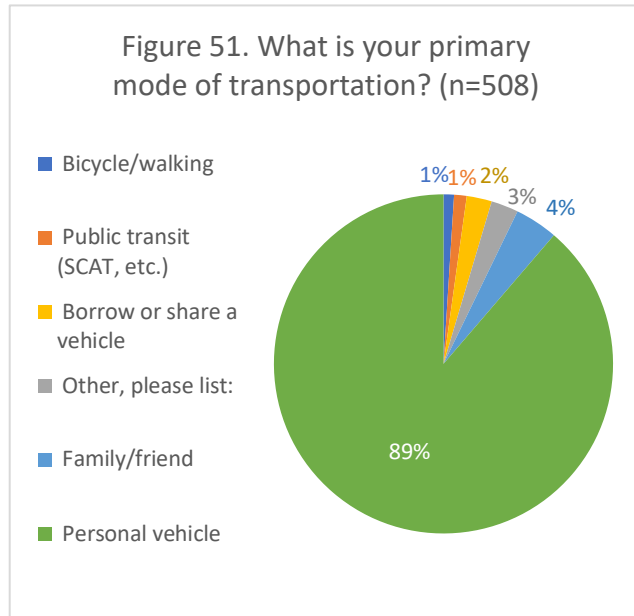
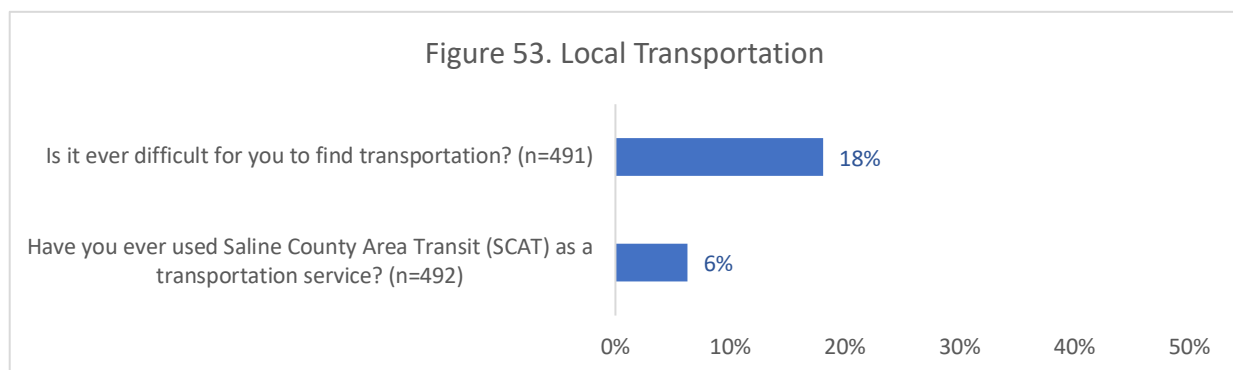
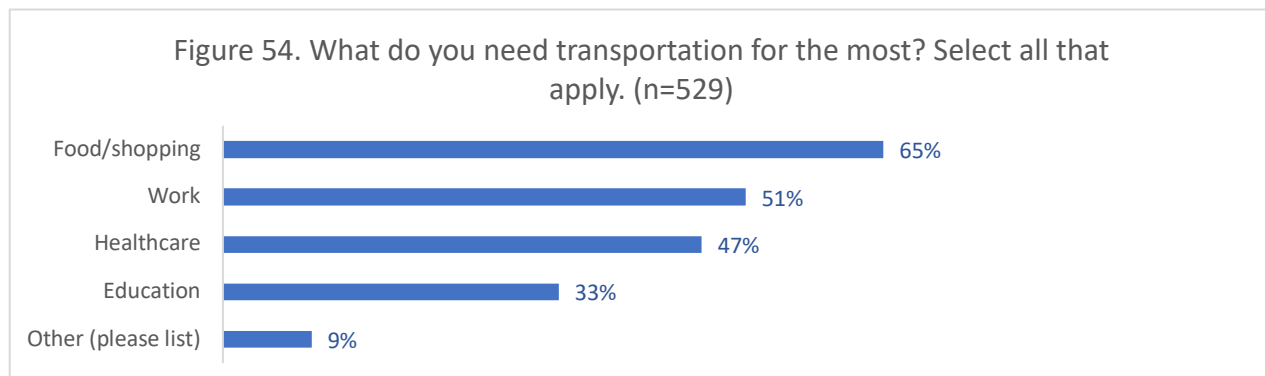


Figure 53 shows that 18% of respondents reported they have had difficulty in finding transportation, and that the same proportion have used SCAT as a transportation service. *It is interesting to note that of the 31 participants who reported using SCAT, 45% reported having difficulty in finding transportation.*



The most common transportation need was for food/shopping, followed by work and healthcare (Figure 54). Among those reporting “other,” the most common reasons were leisure activities and church. For a full list of comments see Appendix A.



Interestingly, those who noted they need transportation for healthcare were the most likely to report having difficulty in finding transportation (Figure 55).

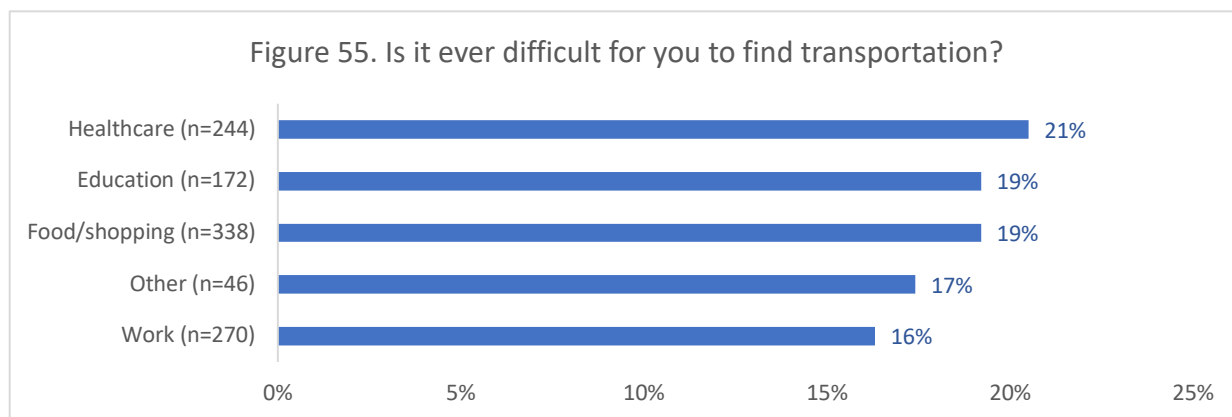
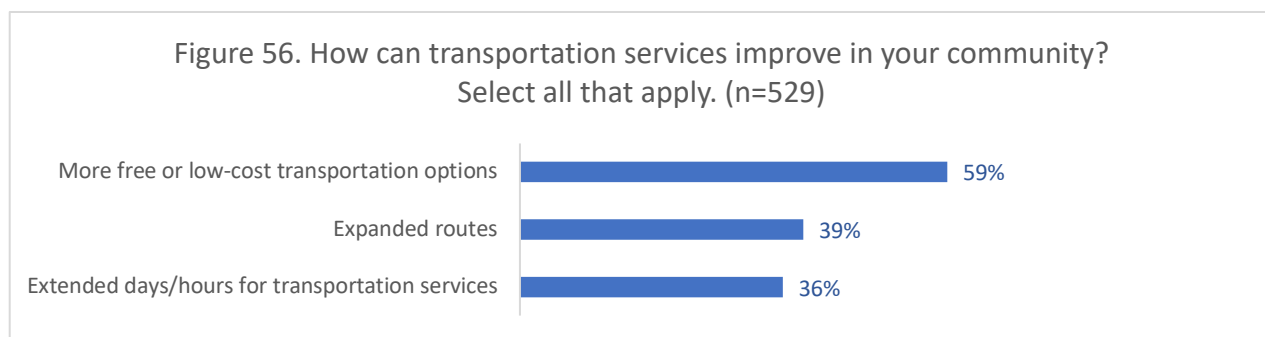


Figure 56 shows that respondents feel providing more free or low-cost transportation options would most improve transportation services in the community. Not all respondents who provided additional comments about transportation needed the service, but several expressed a need for increased public transportation, including a need for free transportation for kids going to school. Appendix A provides the full list of comments.



Internet

Most respondents reported accessing the internet at home through a fixed connection, while 9% reported that they do not have internet connectivity (Figure 57).

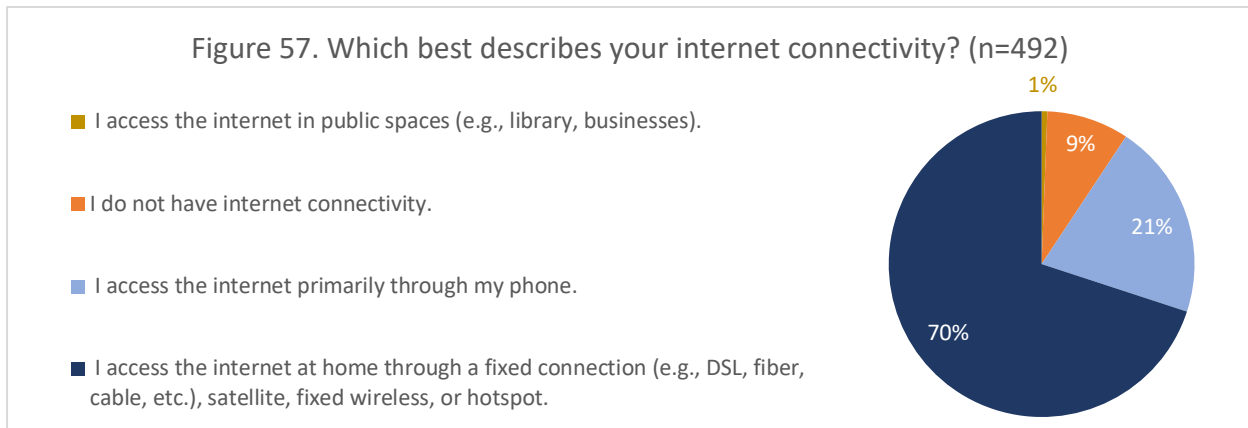
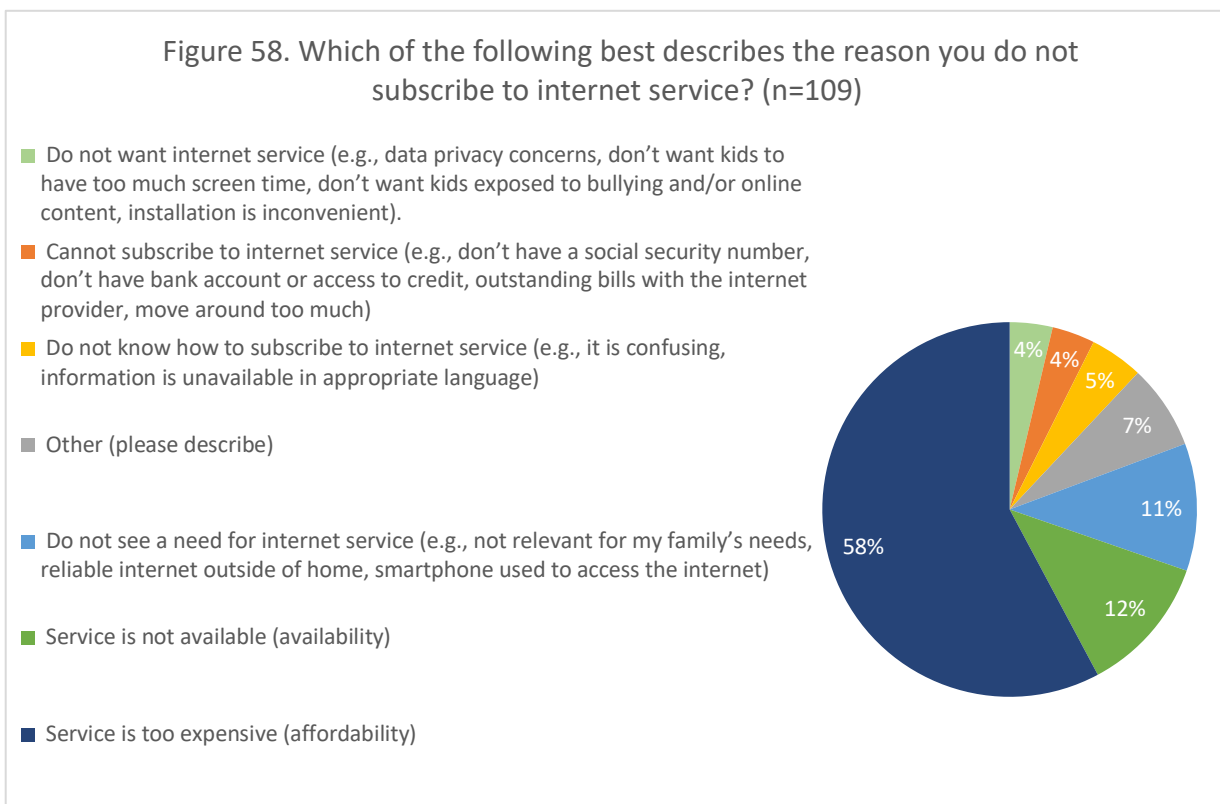


Figure 58 shows that the main reason respondents reported not subscribing to internet service was because it is too expensive. Furthermore, in the additional comments provided about connectivity, cost was the primary issue that arose. Other comments addressed slow/bad service, a need for more assistance/services for people in the community, and limited services. The full list of comments is available in Appendix A.



Among those that answered the question about the most confusing or difficult part in subscribing to internet service (n=121), many issues were identified. One-third reported “selecting the best internet service plan for their family” was most confusing or difficult, while nearly one-quarter (24%) identified “knowing how internet service works,” and 17% identified “knowing which carriers or internet service provider are preferable” (Figure 59).

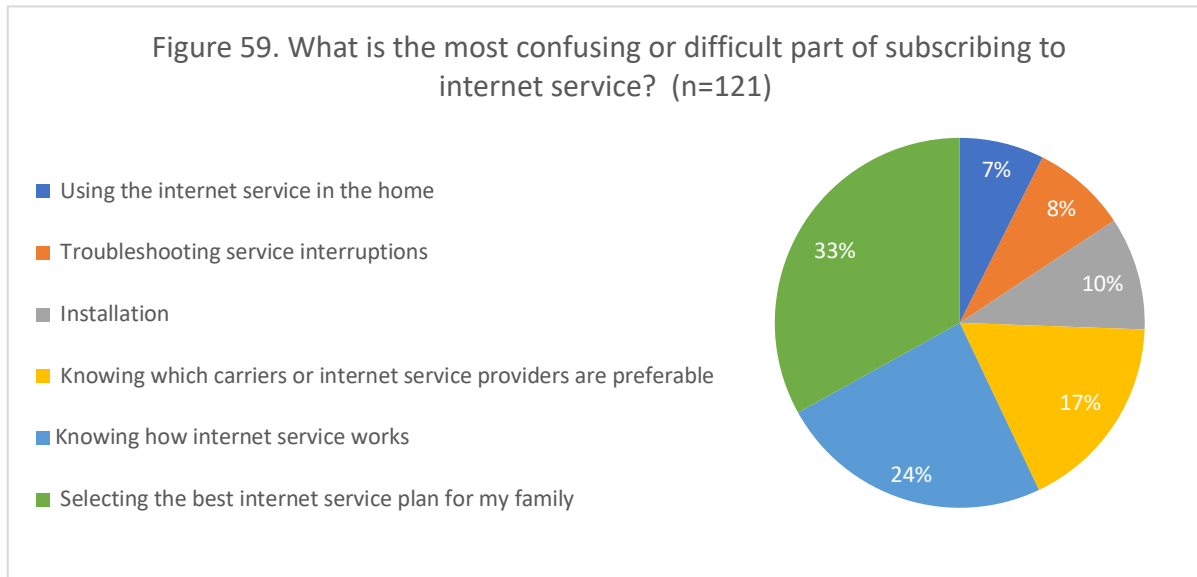
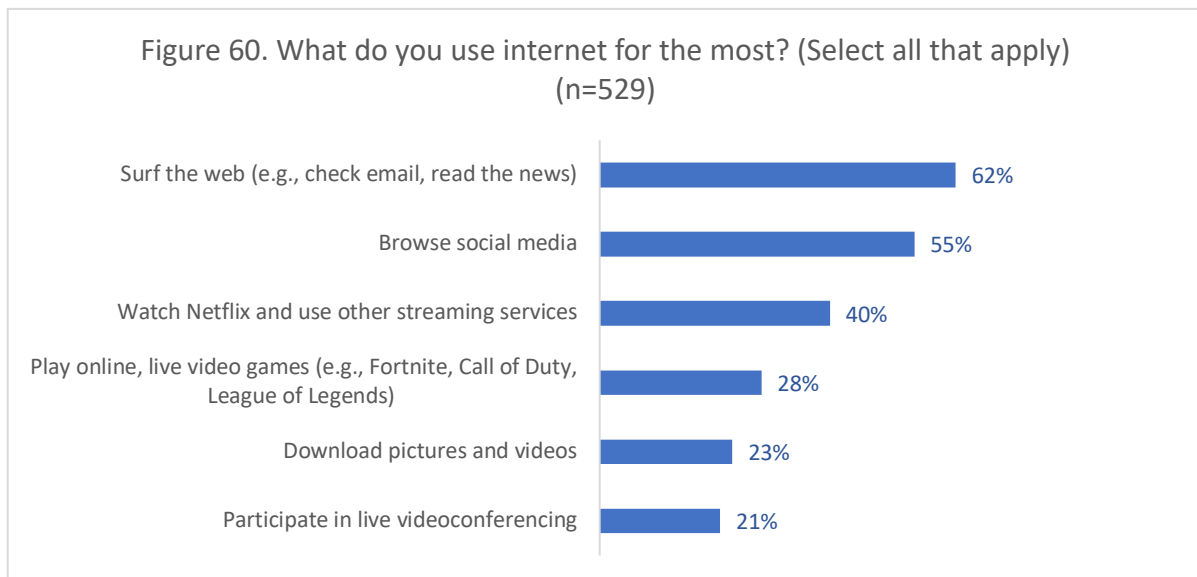
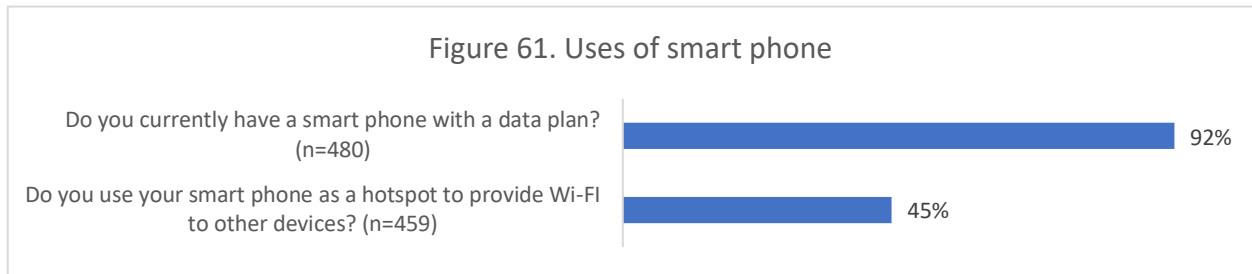


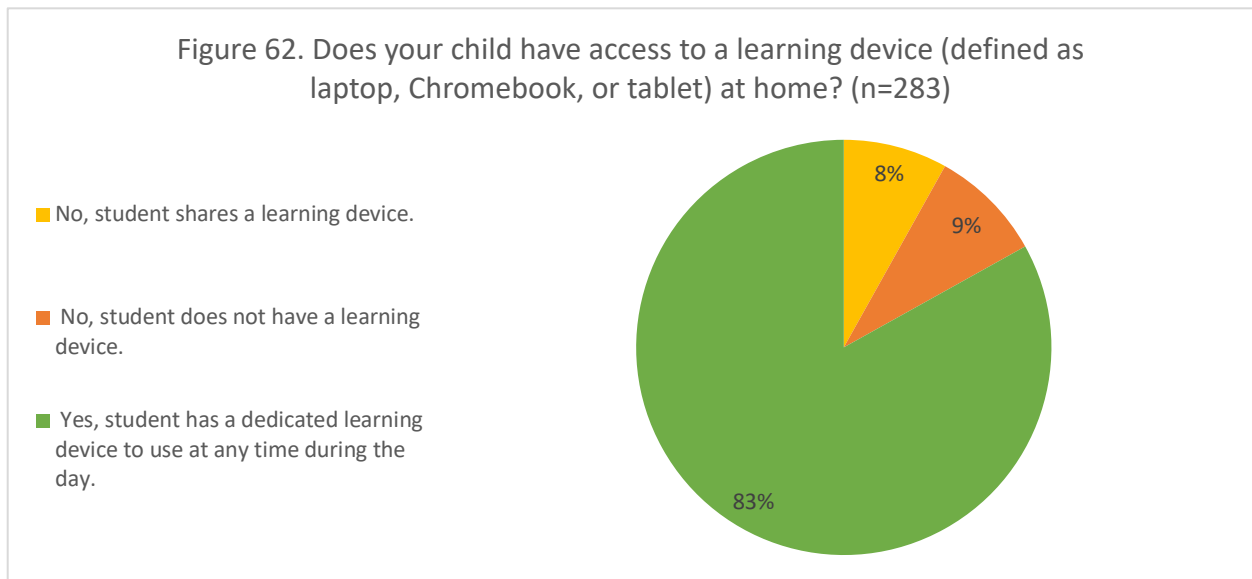
Figure 60 shows that the internet is most often used for surfing the web and browsing social media.



The vast majority (92%) have a smart phone with a data plan, and slightly less than half (45%) use their smart phone as a hotspot to provide Wi-Fi to other devices (Figure 61).



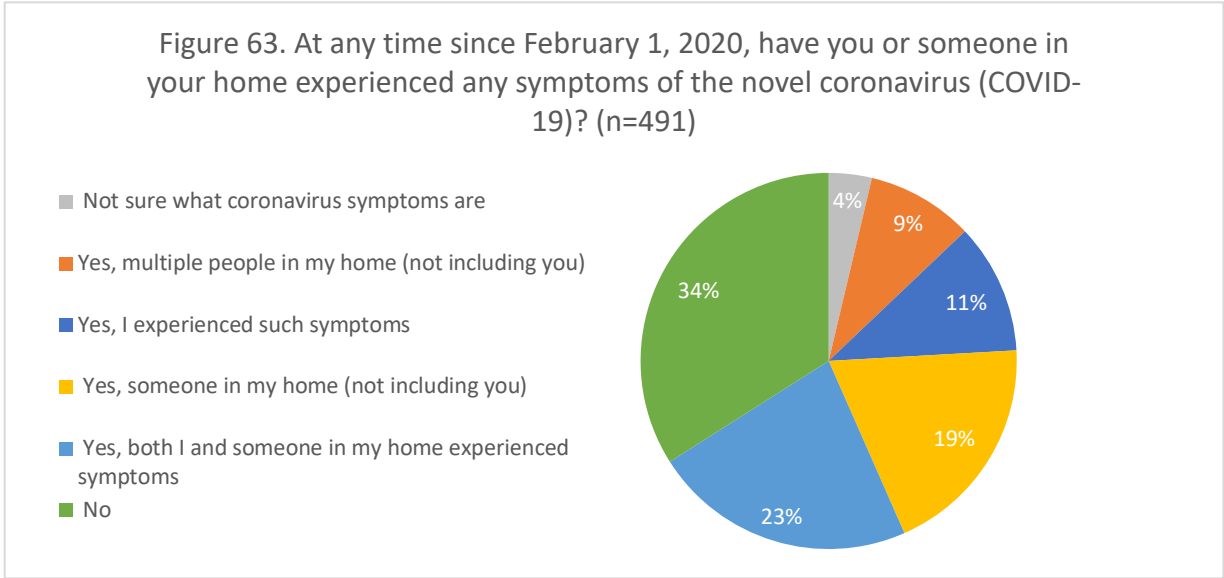
While most (83%) of respondents reported their child has access to a learning device at home, 9% reported they do not have a learning device and an additional 8% reported they share a learning device (Figure 62).



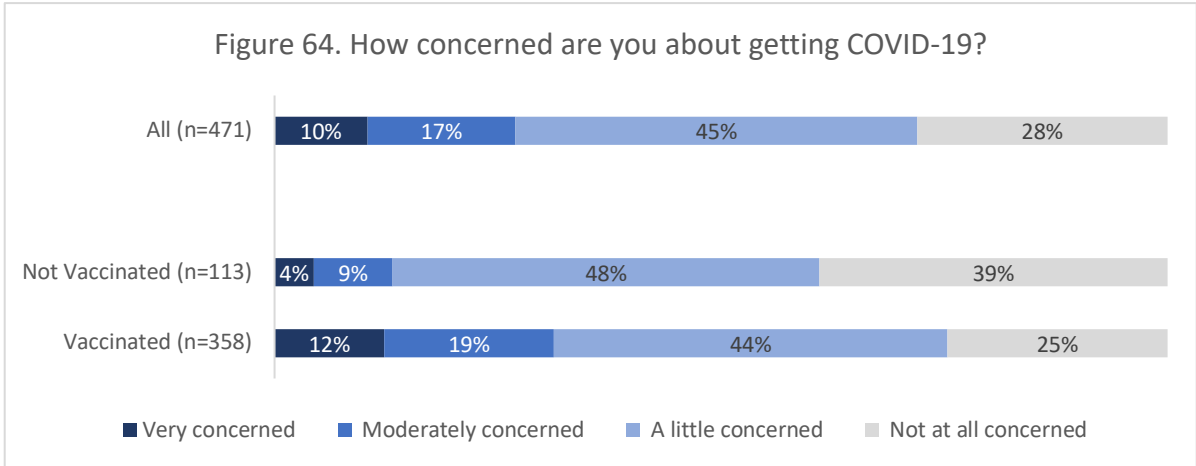
COVID

Figure 63 shows that over six out of ten respondents reported that either they, or others in their home, experienced symptoms of the novel coronavirus (COVID-19). One-third (33%) also reported having a family member or close friend pass away due to or of COVID-19.

33%
had a family member or close friend pass away due to or of COVID-19



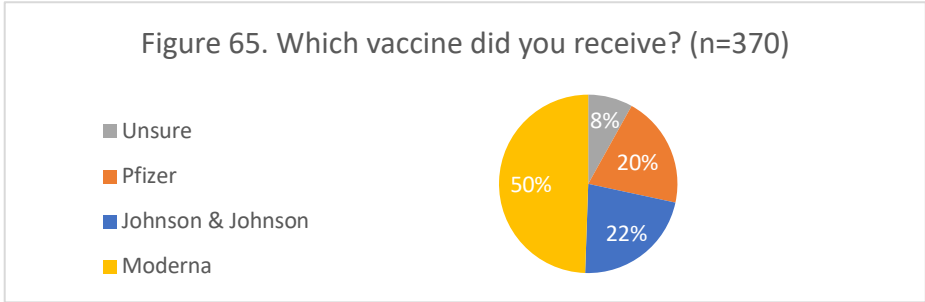
Ten percent of respondents are very concerned about getting COVID-19, while 17% are moderately concerned and 45% are a little concerned (Figure 64). There was a significant difference between those who were and were not vaccinated, with those not vaccinated being much more likely to report being not at all concerned ($p < 0.01$).



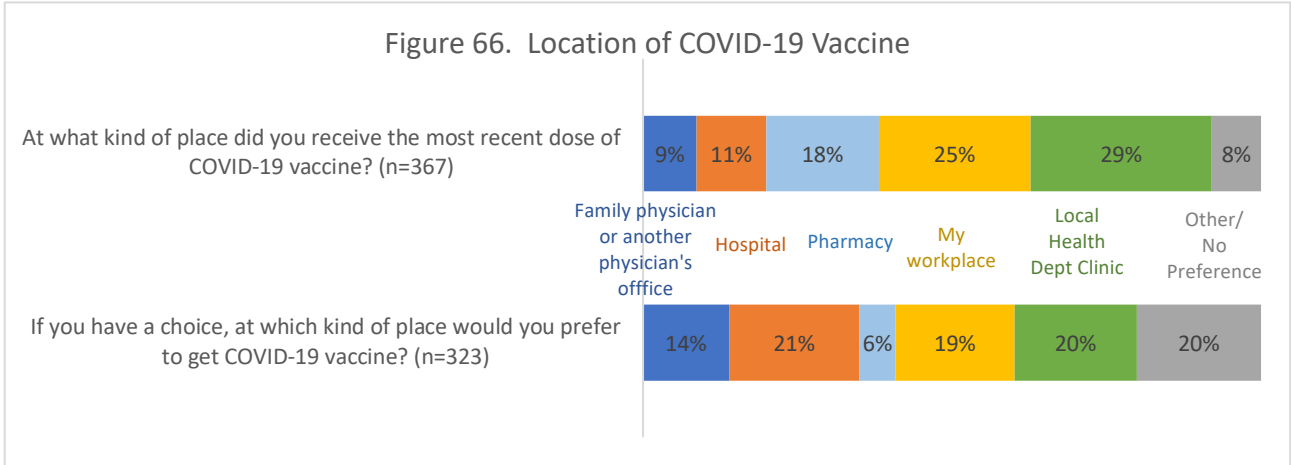
COVID Vaccine

Nearly three-fourths (73%) of respondents reported receiving a COVID-19 vaccine. The most common type of vaccine received was Moderna (Figure 65).

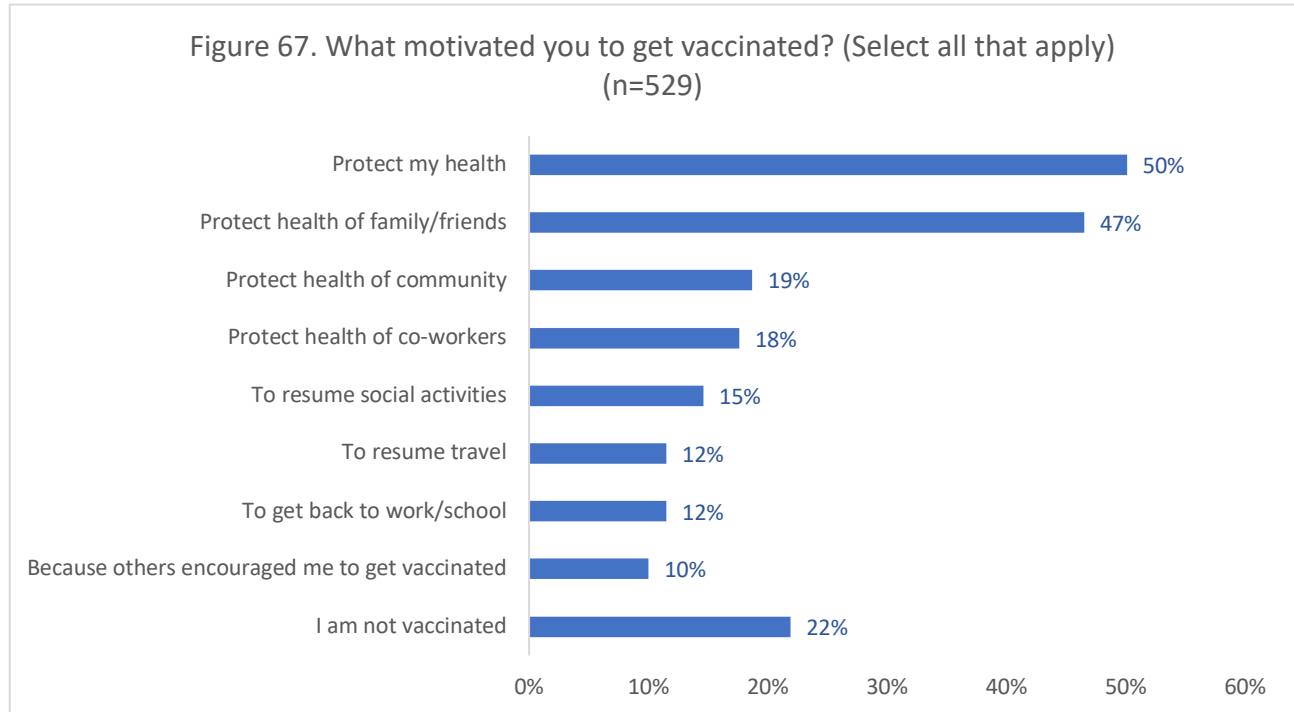
73%
received a
COVID-19
vaccine



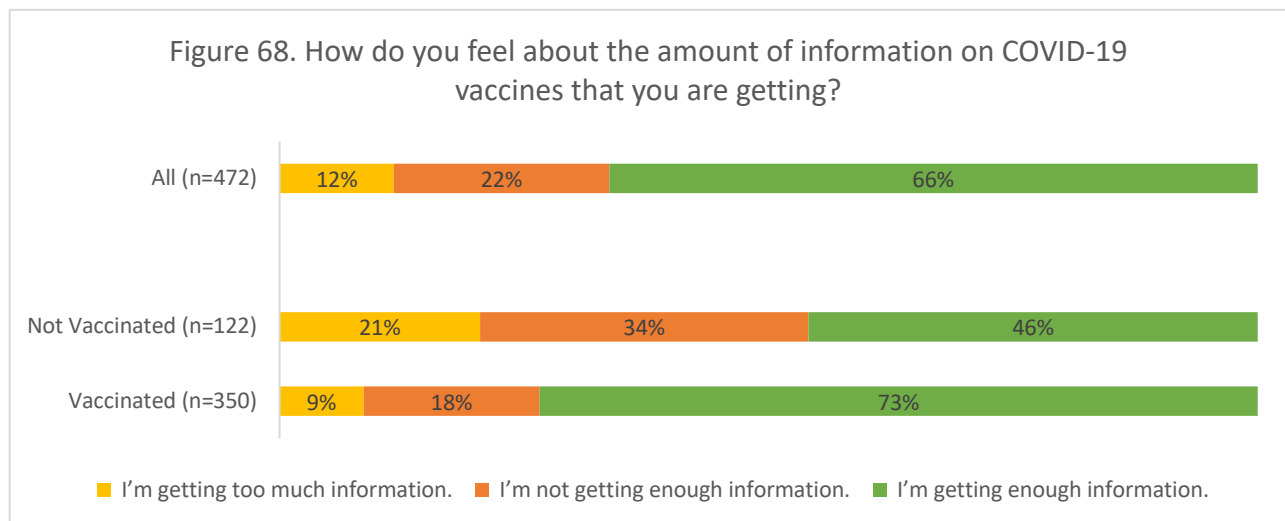
Respondents reported receiving their most recent dose of the vaccine at a variety of locations, with the local health department clinic and their workplace being the most common (Figure 66). When asked if they would be given a choice where they would prefer to receive this vaccine, respondents indicated an increased preference from what was received for vaccines from hospitals and physicians and less interest in receiving vaccines from pharmacies, the local health department and workplaces; however, it is interesting to note that respondents indicated a wide range of interest across the various sites, with 14% to 21% expressing an interest in receiving their vaccines from physicians, workplace sites, local health departments, and hospitals, as well as not having a preference.



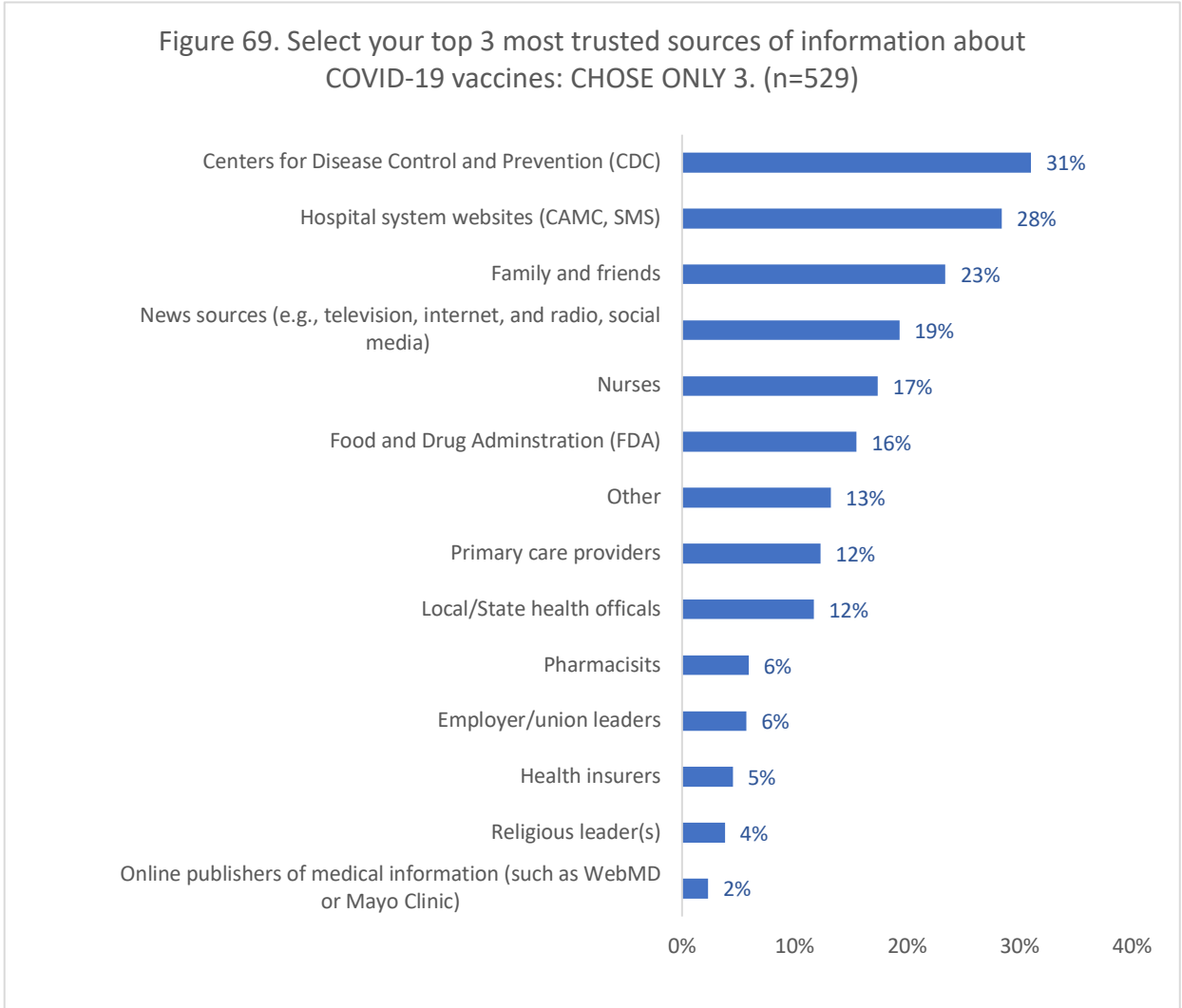
The most common motivation reported for getting the vaccination was protecting themselves, followed by protecting the health of family/friends (Figure 67).



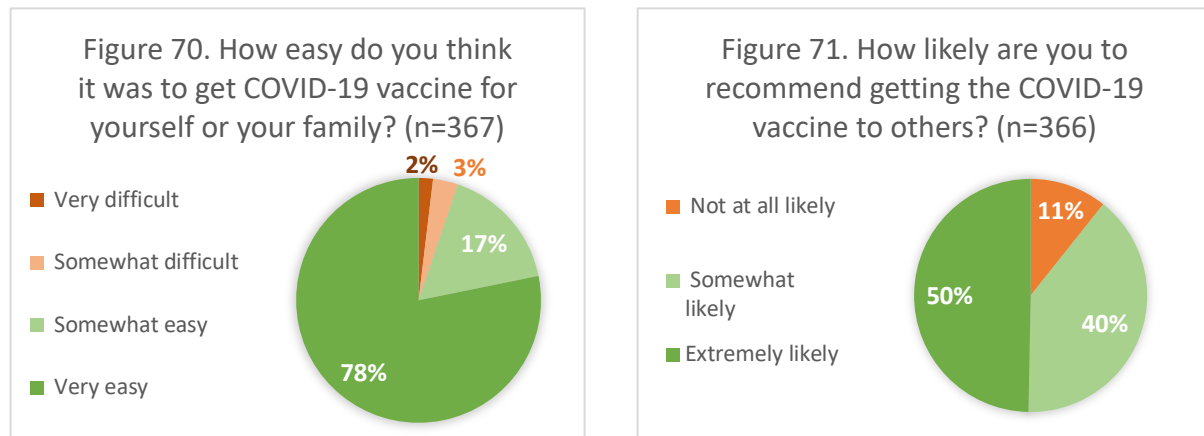
Four-fifths (80%) reported that they trust public health agencies to recommend a COVID-19 vaccine. Furthermore, two-thirds (66%) feel they are getting enough information on COVID-19 vaccines, while 22% feel they are not getting enough and 12% feel they are getting too much (Figure 68). There was a significant difference between those who were and were not vaccinated, with those vaccinated being much more likely to report receiving enough information and those not vaccinated reporting too little or too much information ($p < 0.001$).



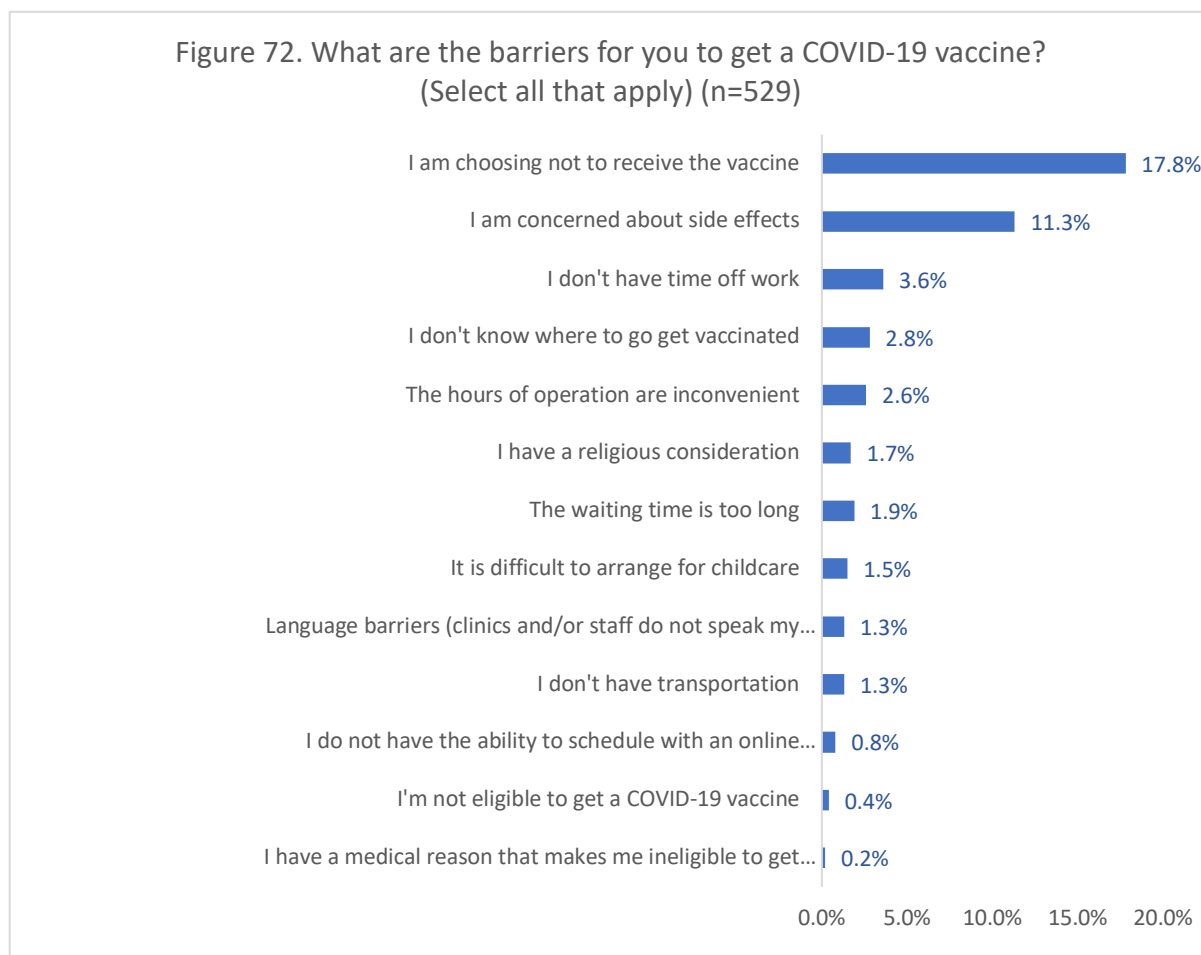
Over three-fourths (77%) indicated they know where to get accurate, timely information about COVID-19 vaccines. Figure 69 shows the sources respondents indicated were their most trusted sources of information, which shows the Centers for Disease Control and Prevention (CDC) was the most trusted, followed by hospital system websites and family and friends.



Over three-fourths (78%) reported getting the COVID-19 vaccine was very easy and the vast majority (90%) are likely to recommend getting the COVID-19 vaccine to others (Figures 70 and 71).



Among those who reported a barrier to getting a COVID-19 vaccine, the most common barrier was the respondent’s personal choice not to receive the vaccine, followed by concern about side effects (Figure 72).



Of those who provided additional comments about the COVID-19 vaccine, the most prevalent themes about were about taking COVID seriously and feeling the need to take the vaccine because they feel it is safe, and on the flip side, concerns about the side effects of the vaccine and being untrusting of the vaccine, with a relatively equal number of respondents reporting each opinion. For a full list of the comments see Appendix A.

COVID Impacts

To better understand the impacts of COVID-19 on the lives of those in the Saline County minority ethnic community, several questions were asked to explore these potential impacts. While slightly over half (55%) reported they are still going to their workplace for the same number of hours as before the pandemic, 15% are working reduced hours and 12% lost their job (Figure 73).

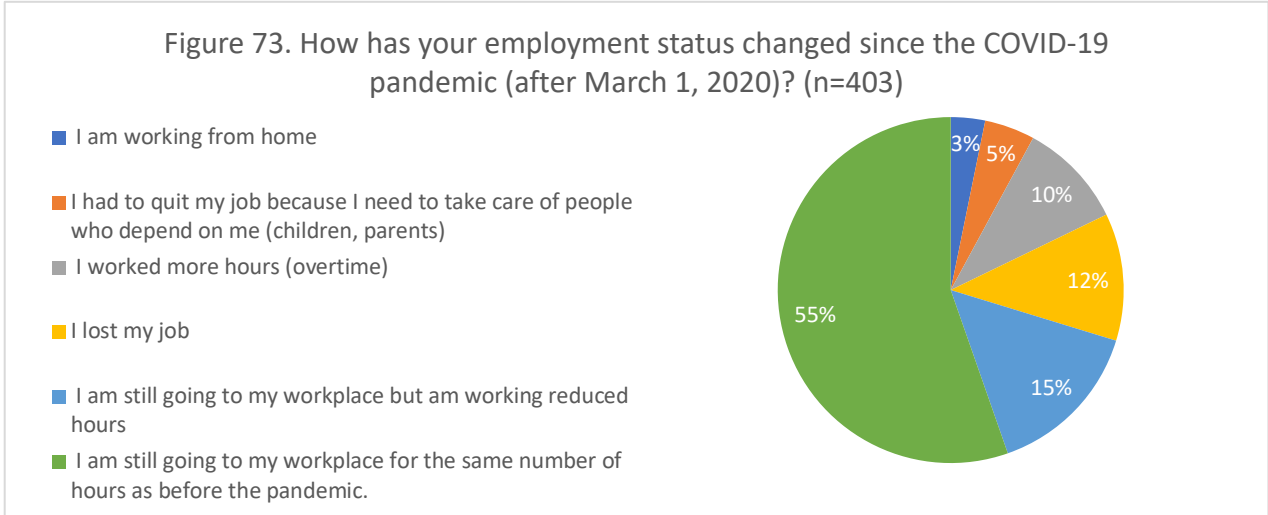
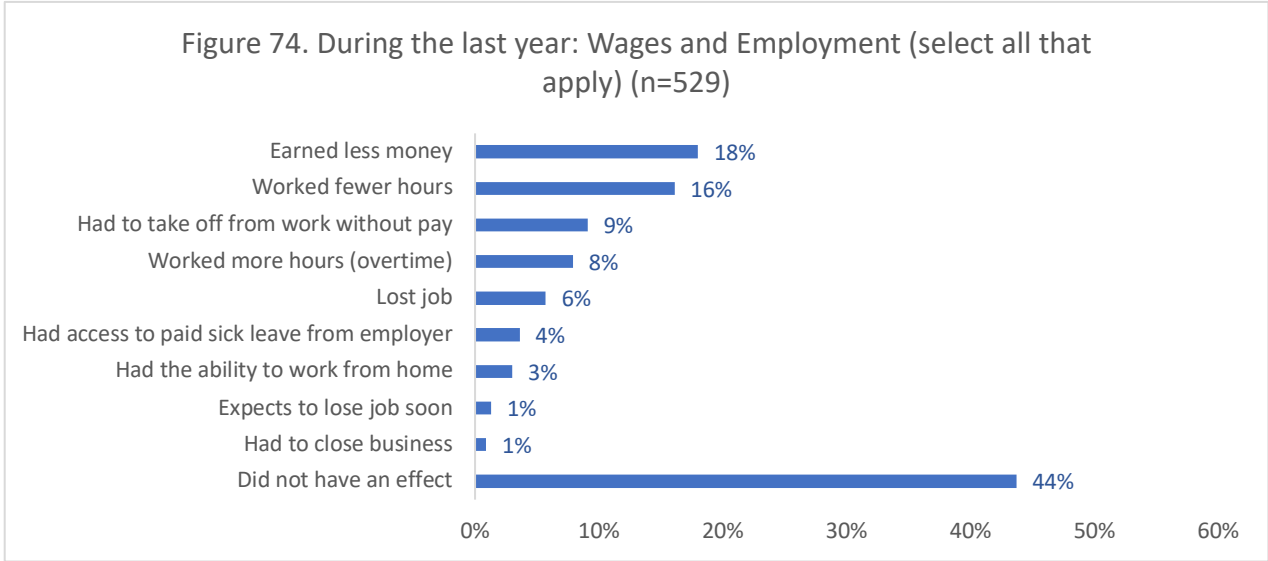
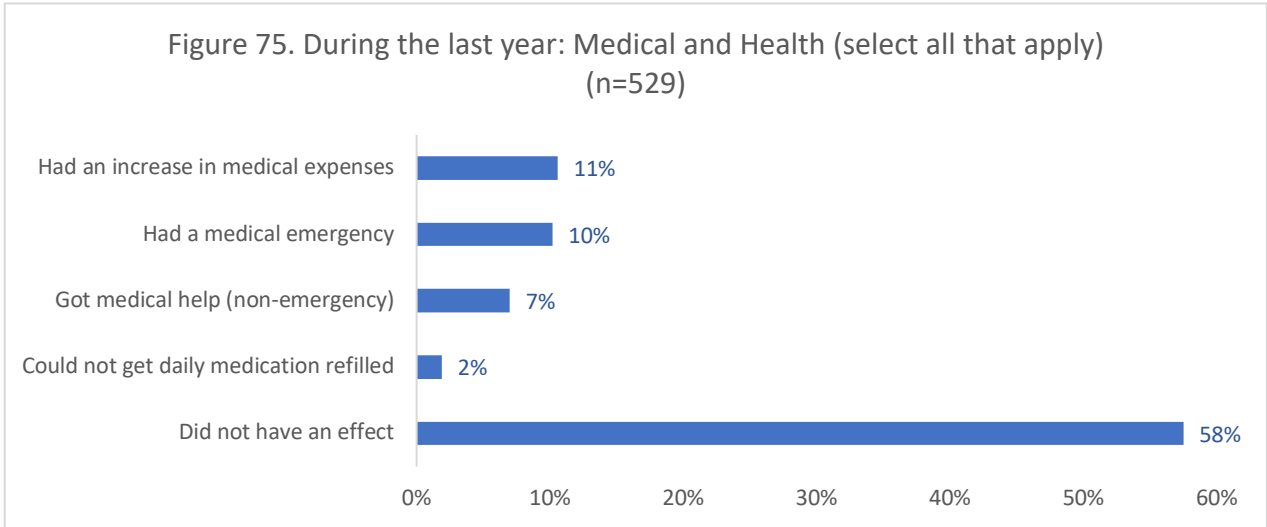


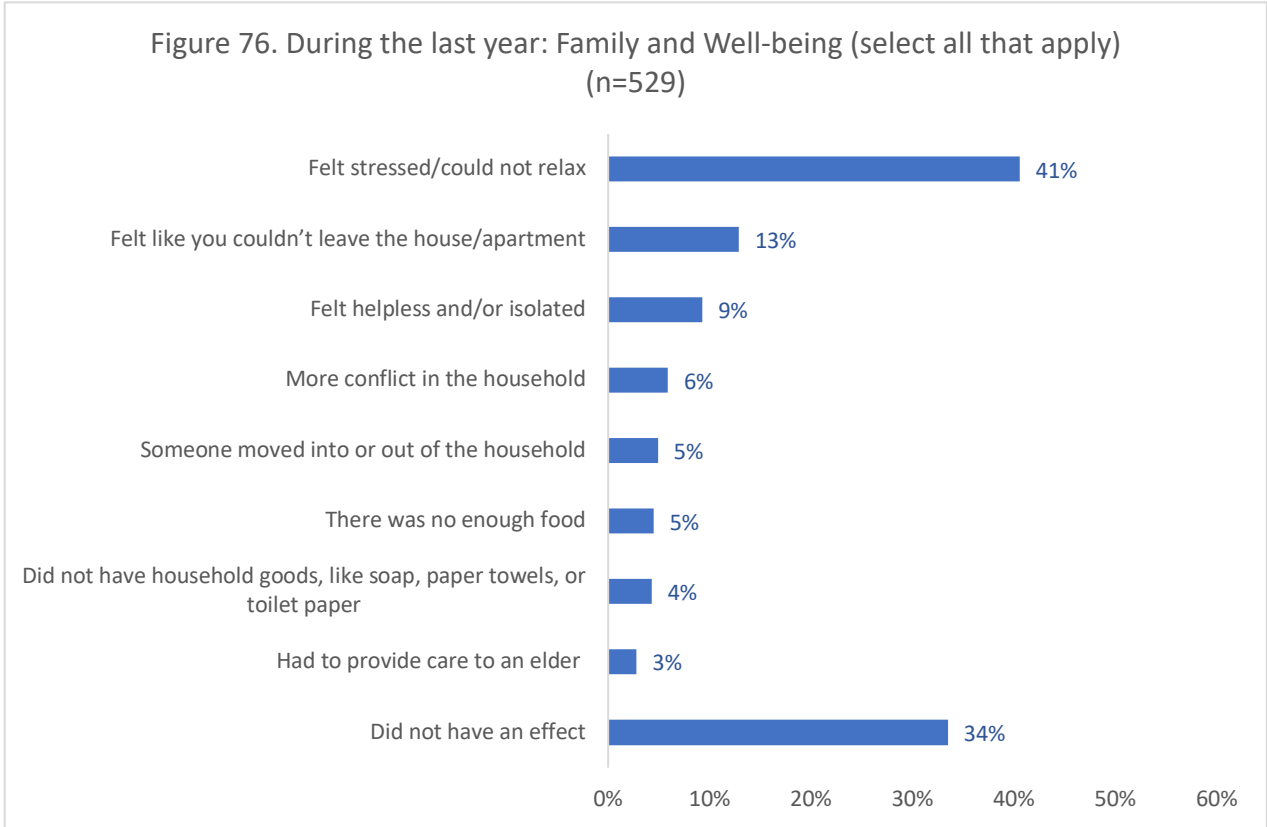
Figure 74 shows earning less money and working fewer hours were the primary impacts on wages and employment, with 44% reporting no impact in this area.



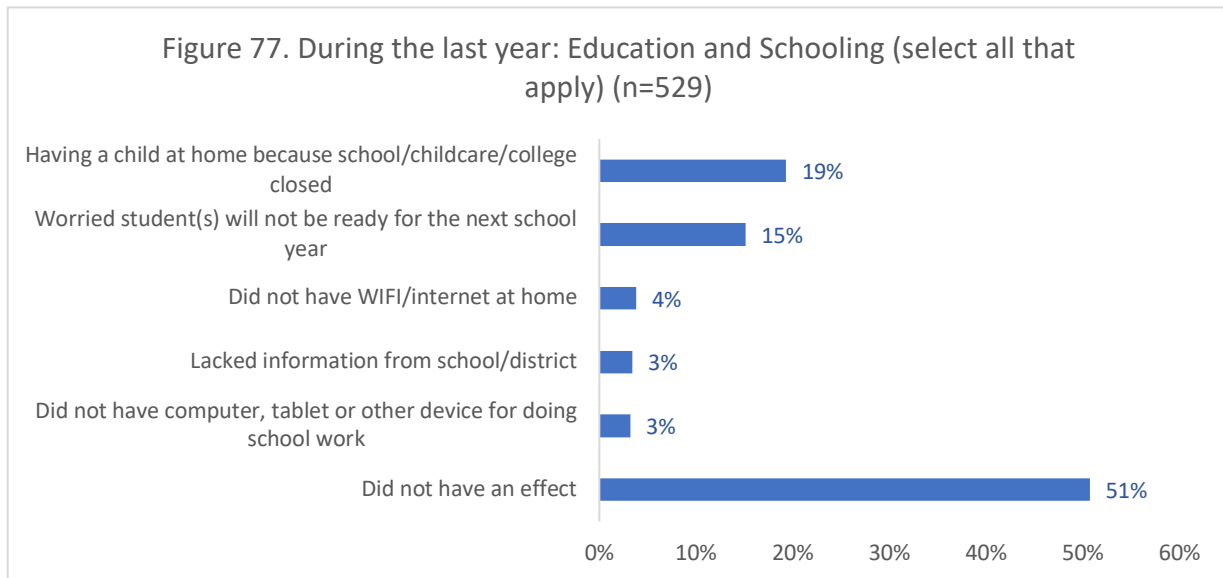
Over half (58%) of respondents reported no impact from the pandemic during the last year in the areas related to medical and health; however, 11% indicated they had an increase in medical expenses and 10% had a medical emergency (Figure 75).



Family and well-being was the area most impacted by the pandemic. As shown in Figure 76, 41% reporting feeling stressed/could not relax during the last year, while about one-third (34%) reported not having an effect in this area.



While about half of respondents (51%) were not affected in the area of education and schooling, 19% had a child at home because school/childcare/college closed and 15% were worried that student(s) will not be ready for the next school year (Figure 77).



While 58% reported no effect in the area of childcare, respondents reported a range of impacts related to this area (Figures 78).

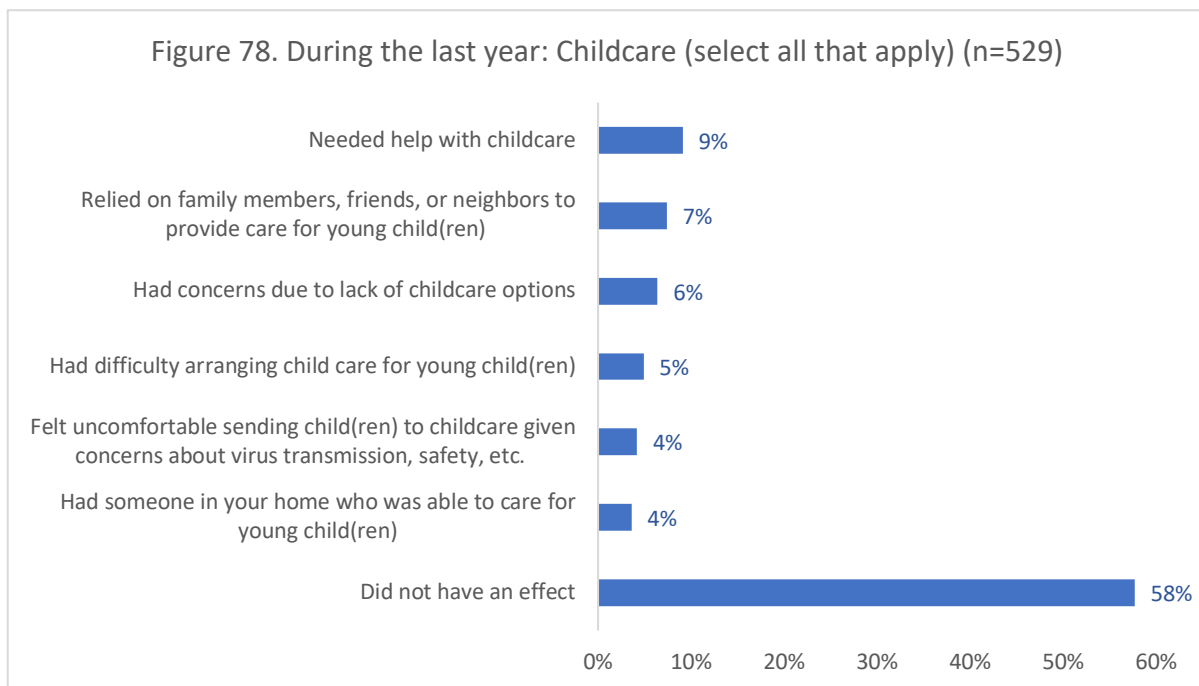
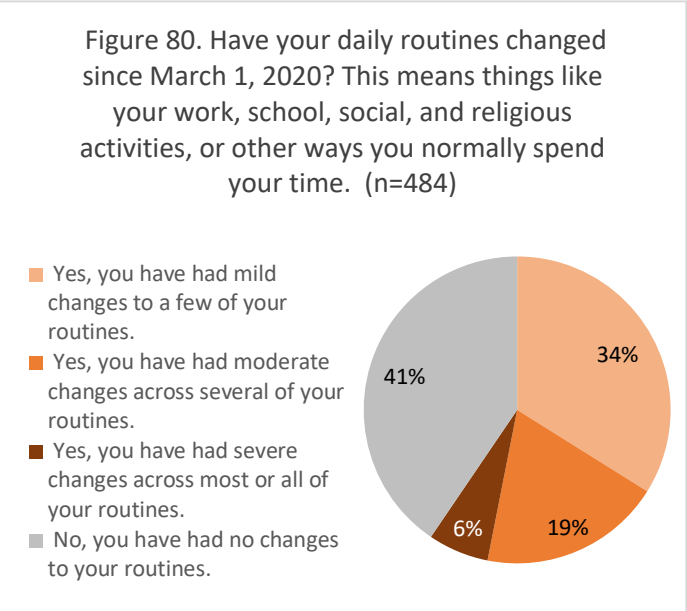
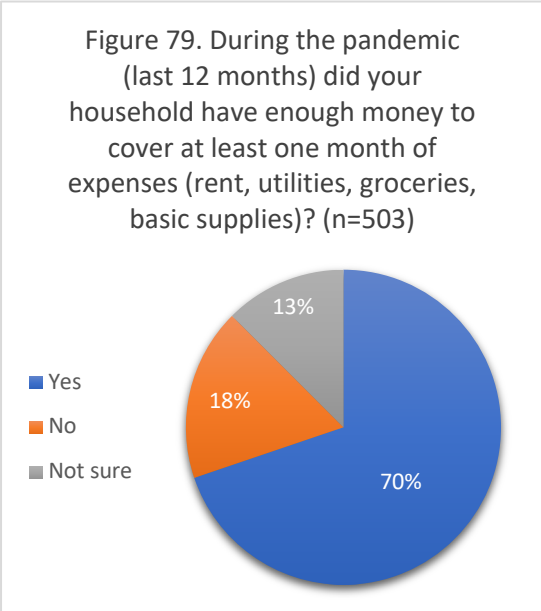
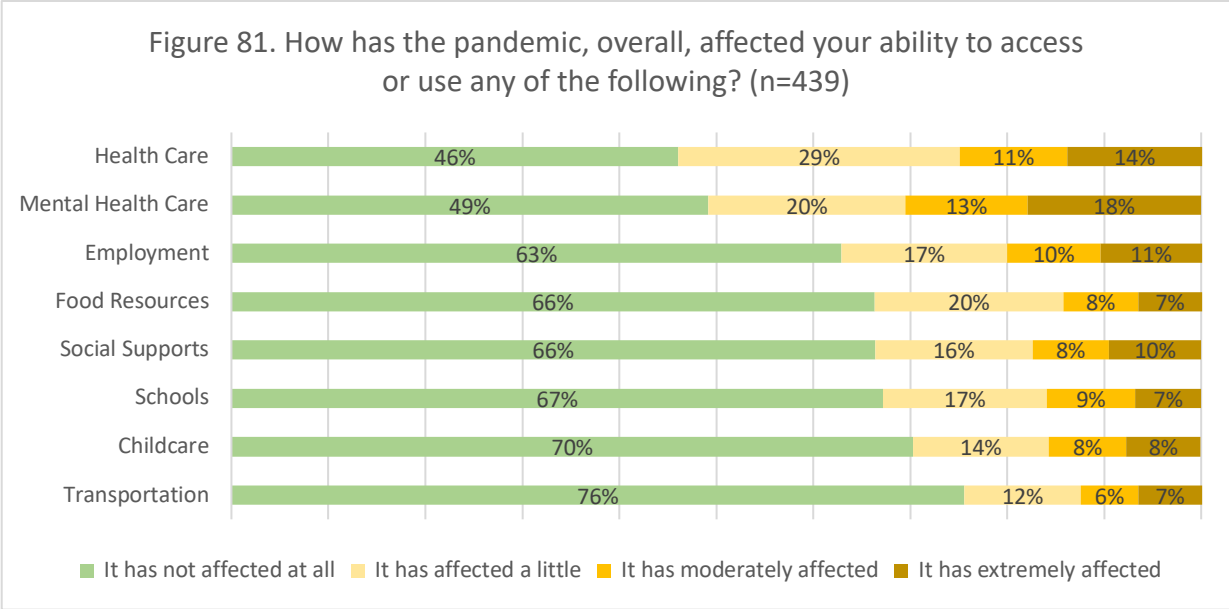


Figure 79 shows that 18% of respondents did not have enough money during the past year to cover at least one month of expenses. Over half reported changes in their daily routines since the pandemic began in March of 2020, with 19% reporting moderate changes and 6% reporting severe changes (Figure 80).



Respondents indicated their ability to access health care, including mental health care, were most affected by the pandemic. As Figure 81 shows, over half (54%) reported the pandemic has affected their ability to access or use health care, with 14% indicating it has extremely affected them. Similarly, 51% reported it has affected their ability to access or use mental health care, with 18% indicating it has extremely affected them. The areas least affected from those listed were transportation and childcare.



Nearly half of respondents reported that contact with extended family and friends has changed since the pandemic began, with 18% reporting moderate changes and 3% severe changes (Figure 82). Figure 82 also shows the majority of respondents have experienced stress related to the pandemic, with nearly one-quarter (24%) reporting moderate stress and 8% reporting severe stress.

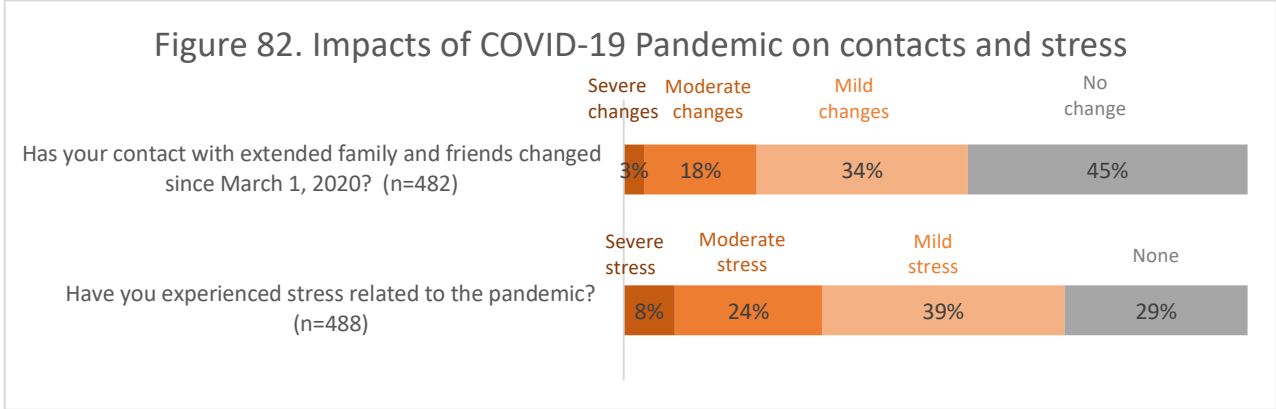
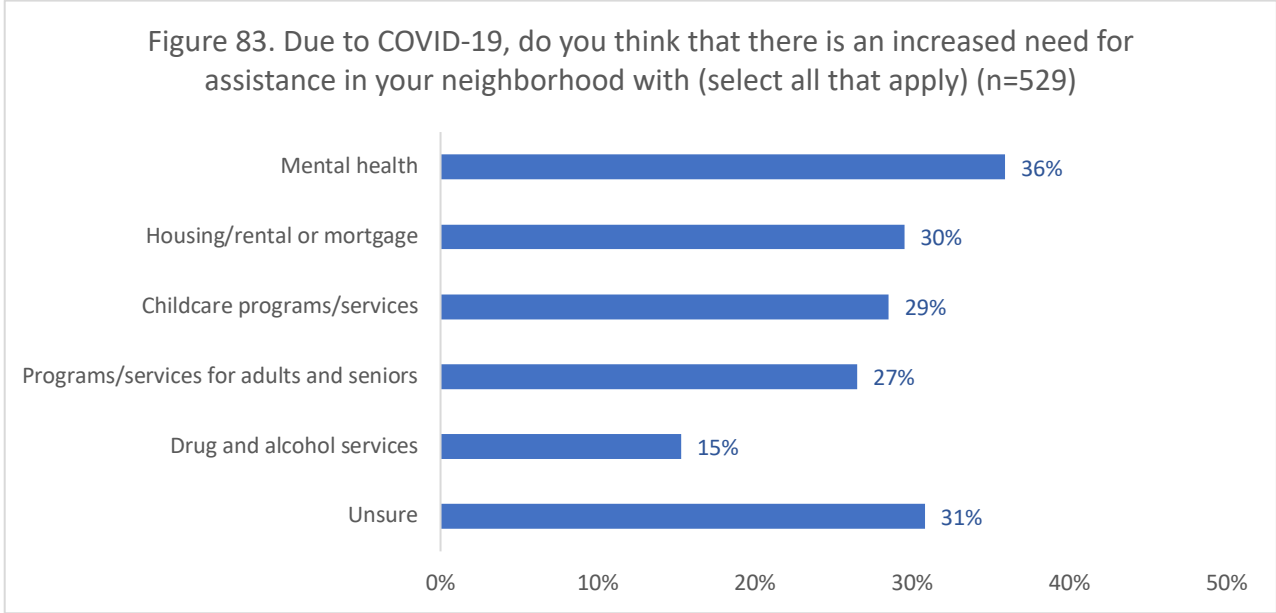
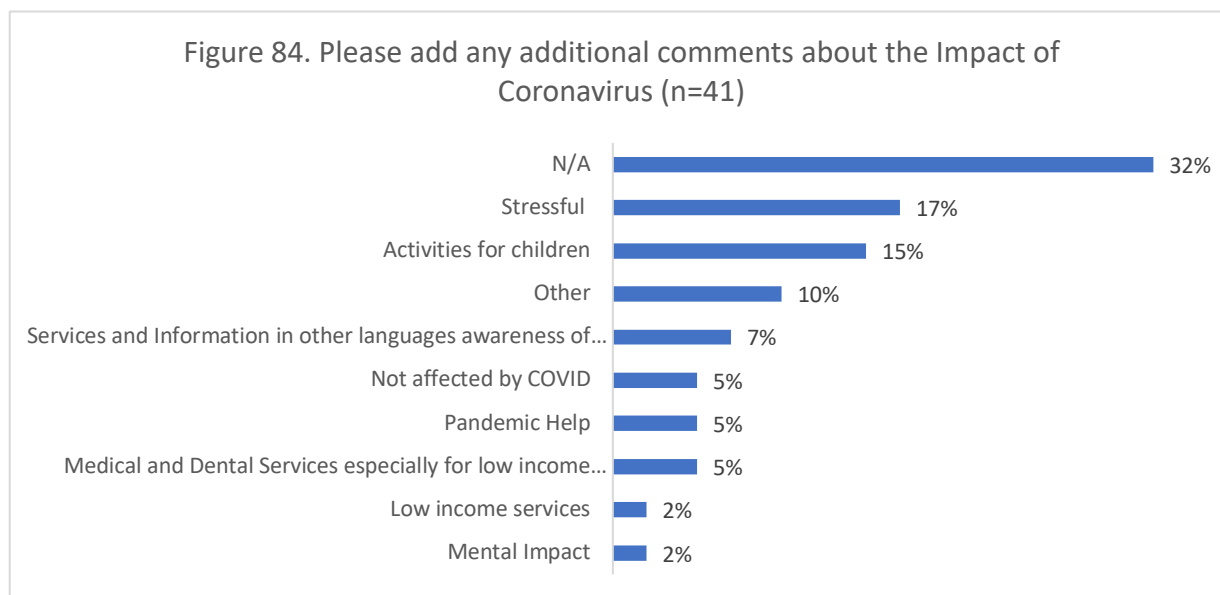


Figure 83 shows that about one-quarter to one-third of members feel there is an increased need for assistance in their neighborhood with a variety of services.

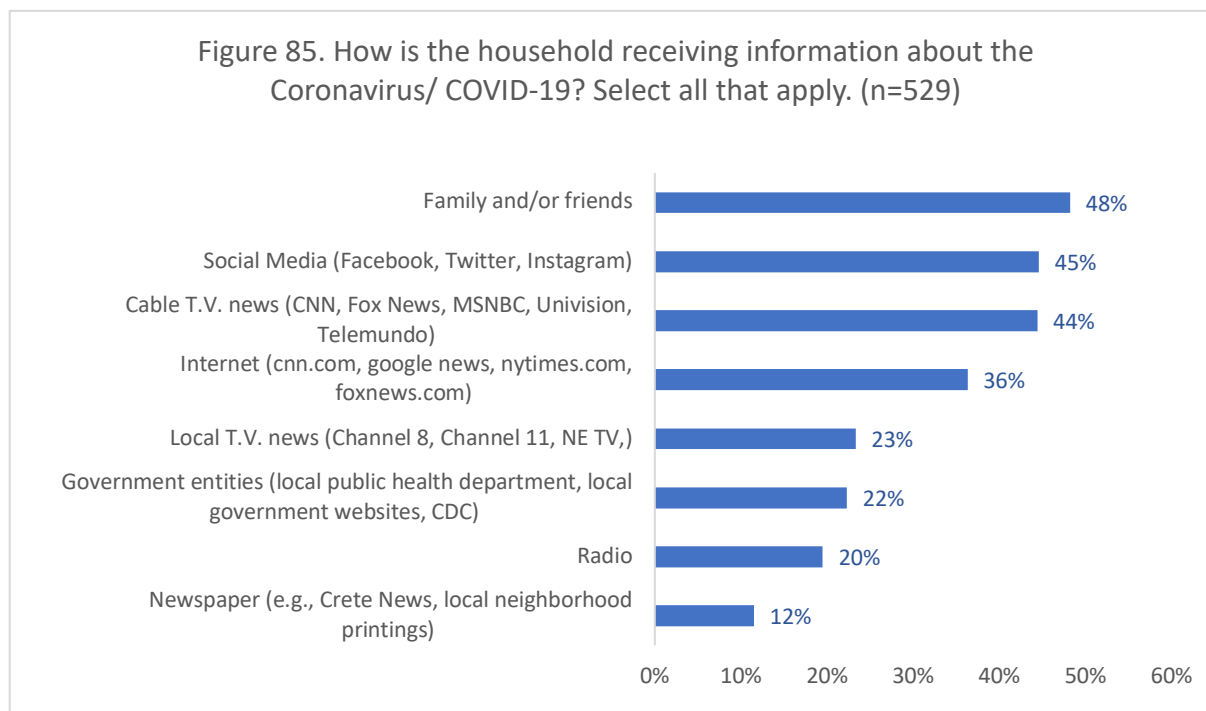


Additional comments provided about the impacts of the Coronavirus were coded into themes, which are shown in Figure 84. The most common themes were the stress of COVID-19 and needing additional activities for children. For a complete list of answers please see Appendix A.

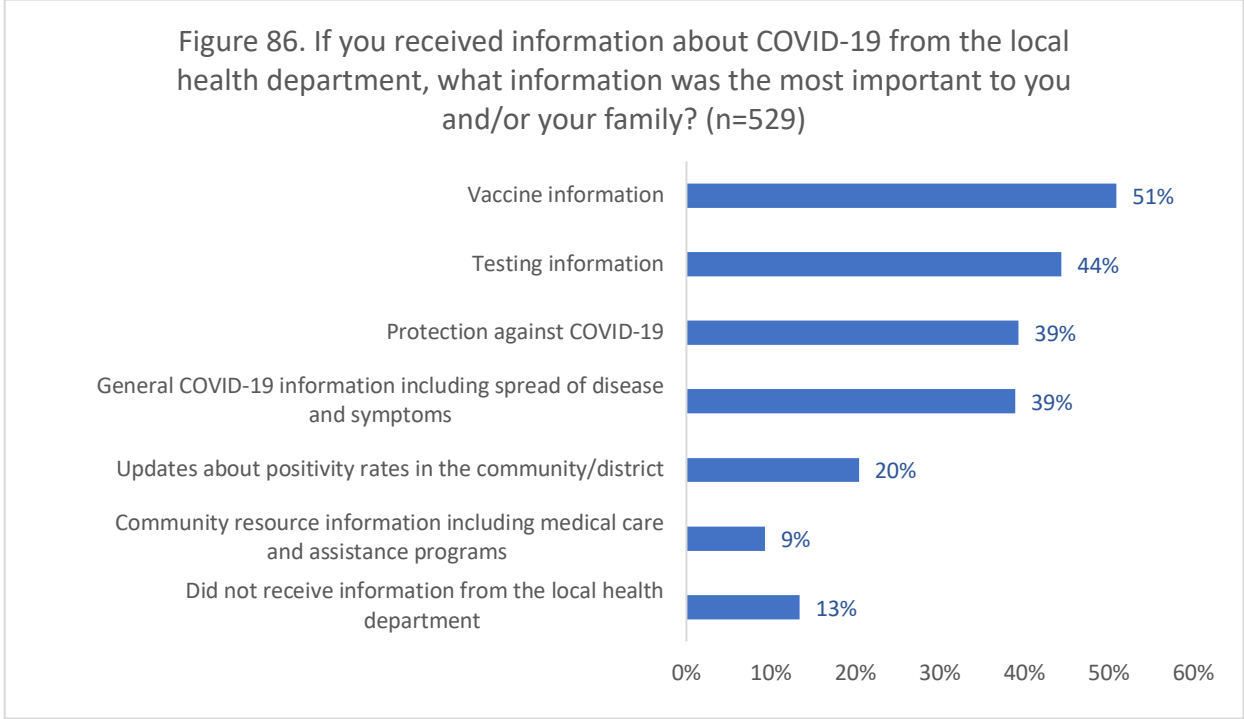


COVID Information

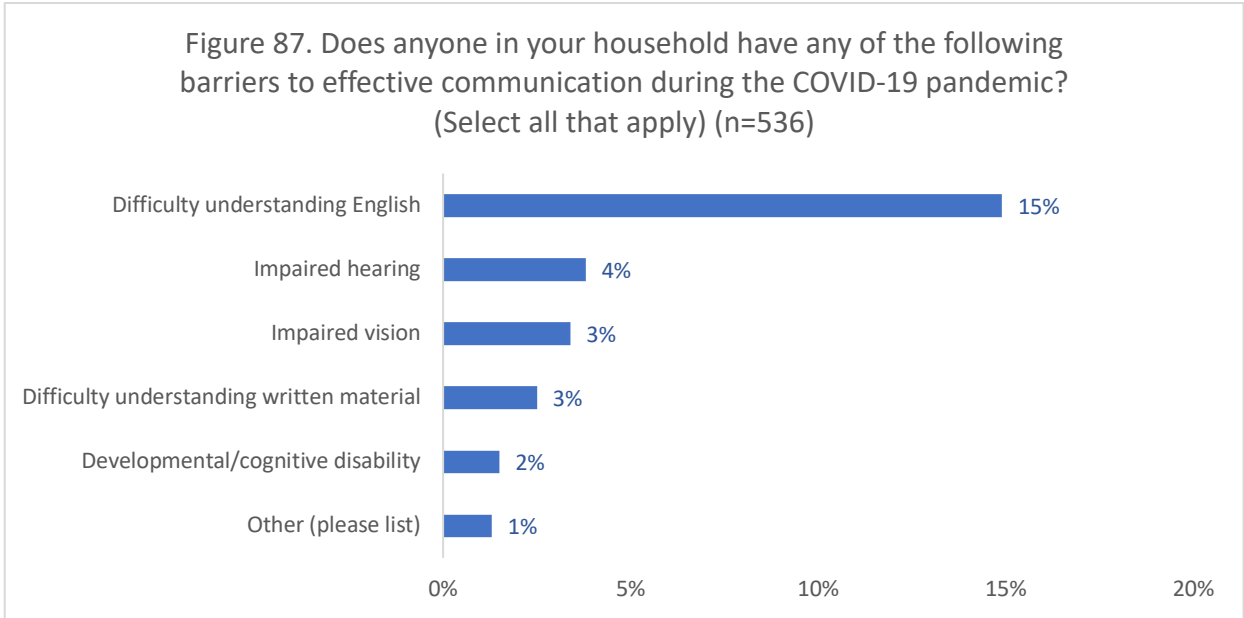
Respondents indicated they received information about the Coronavirus/COVID-19 from a variety of sources. The most common source was family and/or friends, followed by social media and cable tv (Figure 85).



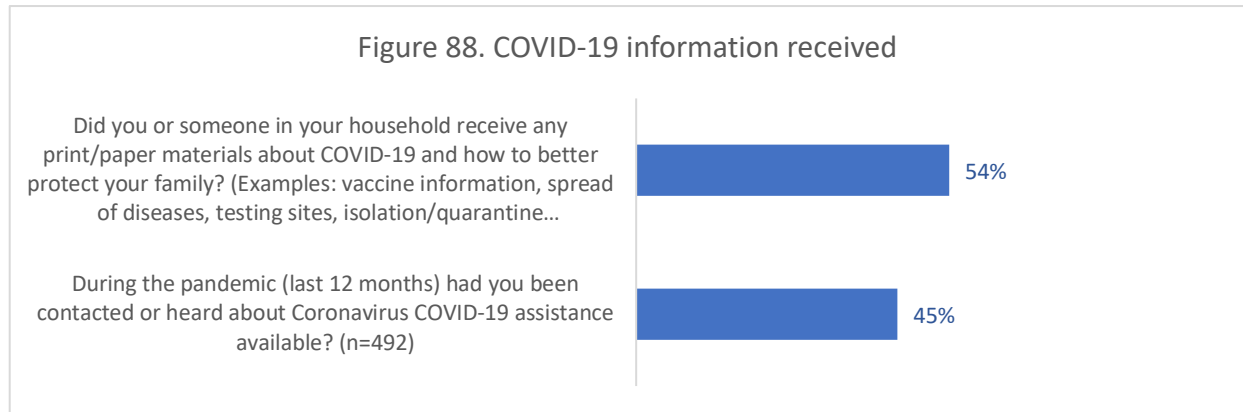
Among the information received from the local health department, vaccine information was most often reported, followed by testing information (Figure 86).



Most respondents (84%) reported receiving information about COVID-19 and resources available in their primary language; however, some barriers to effective communication among household members were reported, including difficulty understanding English, which are shown in Figure 87.



Slightly over half (54%) of respondents reported that they or someone in their household received print/paper materials about COVID-19 and how to better protect their family, and nearly half (45%) had been contacted or hear about Coronavirus COVID-19 assistance available (Figure 88). Of the 265 respondents who reported receiving print/paper materials, nearly all (94%) felt the information they received was helpful.



Focus Groups

Health in the Community

When participants were asked to describe what they think a healthy person looks like, they described healthy behaviors and feeling healthy.

- Healthy eating and drinking water
- Doing things for oneself
- Exercising or being active
- Being free of symptoms

In describing what a healthy community looks like and what a community can do to help people stay healthy, prevent illness, injury or other physical or mental conditions, participants across both focus groups voiced concerns about a lack of access to health services, particularly those that are affordable and/or local. More specifically, participants felt the community needs local health clinics that serve low-income individuals regardless of their insurance or immigration status. Another common theme was the need for more outdoor recreation, including parks and activities for young children. *“Invest in parks or something, build something in the city like many big cities where there are parks for children, walking for adults, or for bikes... because there are no sidewalks for one to walk. Many of the school children have to walk on the grass or on the road and that’s not healthy”* Participants also discussed a need for increasing awareness of events and resources.

“During the weekends they don’t really have as much motivation to go out because they don’t know where to go. So making places where people have access to go to enjoy themselves, where they can go for a walk, that they also talk with people about how they can improve their health or just improve the environment so that one feels good and they can feel more active.”

Specific services participants felt were needed to help people in their community stay healthy included:

Health Care

- Access to affordable, local health care for everyone regardless of health insurance or legal status
 - Suggestions included
 - Satellite clinics available a few times a week or on weekends that could provide families with services at low or no cost
 - Volunteer doctors to provide services similar to Clinic with a Heart
- Free or low-cost medications, dental care, and women’s health services (e.g., mammograms)
- Options for dental services that accept Medicaid
- Local support for parents with children under Medicaid
- Collaboration with the school and health department to help educate parents on health concerns related to their children and to connect them to resources

Physical Activity

- Investing in parks and outdoor recreation spaces, including:
 - Basketball courts
 - Soccer fields
 - Walking/Bike Trails
- Creating activities and outdoor spaces for different age groups

Support

- Community support to help with navigating health systems

Communication and Education

- Better communication of health services and trainings, particularly those focused on prevention so that community members do not miss out
- Educational information about preventing illness
- Health and skill training (e.g., cooking, sewing, etc.)

Barriers to Healthcare

“If you go to an emergency clinic or something you know that there will be a bill, so you wait until the last minute and it’s not good. Even if you have insurance, you know there will be a bill and that is what I want to prevent, another bill, because I have food, rent, lights, [and] water or hospital [bill]. Health is later. I prefer to have lights and water over going to the hospital and I have insurance.”

Most significantly, participants reported issues with insurance and not being able to afford services as major barriers preventing them from accessing health care services and staying healthy. Specifically, the cost of health services and insurance made it difficult for them to seek services for themselves and/or their children. Those with insurance reported confusion about what is covered and how deductibles are applied. Participants felt healthcare was low in their priorities and they would prioritize paying for food and utilities before seeking medical care. *“In my case, I am a single mother and the one that brings in everything. I have rent and bills and everything and I don’t have enough [money] to do a medical checkup. It’s expensive and I don’t have time to go to Lincoln.”*

“I heard a lot of people don’t have health insurance because when the pandemic occurred many were affected because their hours were reduced at work or they had to leave their job because they were older adults or they had some illness and they were scared.”

Other barriers reported included transportation concerns, waiting times for appointments, and language barriers. Transportation both locally and to other cities can be a barrier to accessing health services. *“A lot of people may know about activities or have been to a clinic, but what [about] people that have special needs? What if that person lives far away? It’s hard for them to walk from their place to the place where the activity is occurring.”* Participants reported being recommended for services in Lincoln or Omaha. Those that drive locally may not feel comfortable driving to those cities and those that don’t drive would have additional barriers getting to other cities compared to local options. Another barrier with the services in Lincoln

and Omaha is that they sometimes have long wait times before the provider can be seen and traveling often means missing work. This was concerning to many because waiting months for appointments may mean their illness will progress and worsen. Language barriers also play a role in participants and others they know in the community struggling to get the services they need. Many don't have access to services in their native language and interpretation isn't readily available, which sometimes leads to family members with limited English proficiency attempting to translate. *"Right now I have a relative who is at the hospital in Lincoln and who is with her daughter. Her daughter, with the little English she knows, is translating for her mother and I thought, if she is at Bryan, they must have more technology for translation."*

Common Health Problems

The following outlines the most common health problems identified by the focus group participants in their community:

- Diabetes
- Cholesterol
- COVID
- Mental Health (e.g., anxiety)
- Dental issues (e.g., cavities)

Mental Health

Generally, participants supportive of mental health services and placed importance on prioritizing one's mental health. They were in agreement that talking to a psychologist and/or therapist was important when they themselves or someone they know is needing help. Despite their openness to seeking such services, participants faced barriers in seeking mental health services. They described a lack of access to culturally and linguistically appropriate mental health treatment options as a significant concern in the community. Specifically, there was concern about not having access to Spanish-speaking psychologists and therapists. Although interpreter services may be available, many reported feeling uncomfortable with having another person in the room for fear of judgment and breach of confidentiality. *"If you need to go to a psychologist, you need an interpreter, and I don't want others to hear my problems. They say its confidential, but you never know."*

"Sometimes you prefer to keep quiet and let time pass because you don't know where to find the resources you need for your mental health"

Some participants reported having access to spiritual counseling services through their church but did not feel this was an option for everyone and acknowledged that outside help was also important. Many also reported that some people in the community do not have family or friends to talk to about their problems. Participants felt this was a common issue since many Crete residents are immigrants who are here for work, and many do not have family members or friends nearby. *"There are people who have the advantage and blessing to have more family here. For those people that came to this town alone or that well they are immigrants and they don't have anyone here or live with other people that they might not even know and so they need a lot of that support of having someone with who to talk to and that is difficult to find"*

Culture and Mental Health

Overall, participants reported a lot of stigma toward mental health in general and in accessing care across different cultures. Some were concerned they would be seen as “crazy” for seeing a psychologist, while others thought that seeking help was a waste of time. *“They say it may be a waste of time or money. They don't think talking to someone will help them.”* Despite the stigma present in their cultures, participants were in support of these service and felt there needs to be more education about mental health.

Participants felt that education on this topic should include:

- Definitions of anxiety and depression
- Knowing the signs when someone is of need of mental health services
- The benefits of mental health services

Health Information


Participants reported using Facebook, YouTube, TikTok and Google most frequently when looking for health resources. Participants also mentioned having access to health information that was being shared by Public Health Solutions, through their children's school, or through their work. Most frequently YouTube is used for finding healthy recipes and home remedies for when they or a loved one are sick.

Natural Disasters

During natural disasters, community members most often used the City of Crete website or their Facebook page to obtain information. On these pages, they were able to access alerts, updates, and instructions on how to remain safe during natural disasters. Other sources of information included: phone alerts, and nearby fire station Facebook pages/websites.

Dissemination of Information

When offering suggestions on how the health departments could communicate with the community about situations that would affect them, many of the suggestions were centered around information being shared through their children's school, including sharing information through flyers in children's backpacks. Other modes of disseminating information suggested included sharing information at local churches and placing flyers throughout town, such as at Hispanic grocery stores and banks. They also emphasized that information should be available in Spanish.



“It's important when we're going to believe something that it comes... from a credible, professional source.”

Communication

When asked about the health department's dissemination of information, the response from participants was mixed. Some participants felt the health department needed a greater presence in the community and needed to communicate better with the community about resources in order to be considered a trustworthy source in providing health information. However, others believed they were already a trustworthy source and shared reliable information.

To further improve communications, participants suggested having more open communication with the community, such as having a page where community members can post questions. Another suggestion was to expand communication within churches and the community. While some participants mentioned that the health department has shared information at their church, others had not experienced this at their own church.

COVID-19

Overall, participants felt the health department did a great job sharing information related to COVID-19 and vaccines. Those who received the vaccine at PHS had positive experiences and felt respected. They also praised the ability of PHS to make them feel safe and helped them work through any doubts they might have had related to the COVID-19 vaccine. In addition, participants received information regarding COVID-19, including about the vaccines, through schools, their workplaces, and social media. Only one negative comment was made regarding PHS's role in the COVID-19 vaccine rollout, which was that the health department shared information too quickly.

“What I think they did well, and continue to do well, is when... a person comes to a clinic like this one, if that person has doubts about the vaccine, a nurse comes and resolves their doubts about the vaccine and they also give them information. They give them their vaccine but they also give them updated information about the vaccine and about the symptoms they may have from the vaccine.”

If another pandemic were to happen, participants agreed that providing accessible information was an important way the health department could help community residents make the best decisions about their own health. The need for better education regarding the importance of taking precautions was also a suggestion on what could be done. *“What they could do is make people aware of how it can harm children, how it can harm elder people, how to make people more aware so that they get vaccinated because many people are afraid.”* Additionally, participants felt that more regulations are needed towards the beginning to prevent the spread of disease.

Specific suggestions participants offered to increase the accessibility of information included:

- Information available in more languages
- Information available in more simple terms
- More current information
- Sharing information via mail
- Sharing information via email

Appendix A

What language do you speak? - Other (please specify)
Arabic
Cuba
English
Spanish English Kanjobal
Spansh kanjobal
Spanish and K'iche
Spanish and Kanjobal
Italiano
Kanji also and Spanish
Kanjobl
Korean
Lao
Portuguese
Quiche and Spanish
Spanish

How would you describe your disability? Please choose as many as apply to you. - Other: - Text
ADHD
Chronic health condition
Copd
Fibromyalgia
N/A
Sight loss

If you are currently working, what type of work do you do? Please list.
Accounting
administrator
Administrator
Agricultura
Assistance with Veternas (Vererans assistant)
Assembly line
At a school
Athletic compliance
Auto repair
Babysitting
Bakery

Bank in front of mill
Bank teller
Bank Teller
Billing
Blue valley teacher assistant
Box maker
Bunge Mill
Butcher
Camera at a cafeteria
Car salesman
Care giver
Butcher shop
Cart push
Childcare
Cleaning
Clinical work
Cleaning
CNA
Community Assistance for local government
Company
Window or Veteran company
Concrete
Counseling
Construction
Construction
Construction
Construction
Construction
Construction
Construction
Cook
Correctional Worker
Meat Cutter
Meat Cutter
Construction (mispelling but i'm assuming they meant "construccion")
counter/ sales
Counter/sales
Custodian
Customer service
Daycare

Daycare teacher
Domestico
Driver in universal pure
Education
Electroplater
Packer
Packer
Packer
Employee
Production area at Smithfield
Packer
Meat packer
Chicken Packer
Brick packing
School
Farm
Farm work
Farmer
Farming
Farmlan
Farmland
Farmland fud
Farmland work
Fast food
Financial
Fitness
Food service and office job
Forklift driver
Fortlif
Framing
Front Desk
Cattle raising
General labor
General production
Graduate assistant
I do everything in [poco --> little?]
Hair stylist
Health care
Health care provider

Health services
Healthcare
Home health
Home visits
Hospital
Housekeeping
I work at a coffee shop.
I'm a peer mentor at Doane University
I'm a janitor for a plant company
Industrial
Industrial food production
Instructor
Interpreter
It
Gardening
Jormel
Keeper of the book
Cleaning
Lab technician
Labeler Operator
Labor
Laboral
Brickyard
Latina store manager
Washing wood pallets
Laybor
Lifeguard
Limpieza
Lincoln - cleaning
Lincoln - cleaning
Cleaning
Maintenance technician
manejando forklift
Managing teams or handle equipment
Manintance
Maintenance
Manufacturing
Marketing
Meat processer

Mechanics
Medical field
Server
Server, dishwasher
Morceria
N/a
N/A
Nursing
Worker
Office
Office work
Office
Office worker
Operator
Forklift Operator
Operator
Operator at a plant
Maquiladora operator
Machine operator
Painting
Bakery
Paraeducator
Paraprofessional
Plants
Production
Production line
Production
Production labor
Public Health
Purchasing
Rail car cleaning
Real estate agent
Human resources
Remodelacion
Reparations en viviendas
Restaurant
Restaurante
Retail
Sales

School
School employee admin
School para
Screen printer Video/photography tennis instruction
Secretary
Security
SED education
Self employee
Self employer
Service center at Doane University (tech)
Serving, bartenders , childcare worker
Yes, Farmland
Smitfill
Smithfield
Smithfield employee
Smithfield-meat packing
Social worker
Welder
I am a packer
Stock
Stocker
Stuffer operator
Supervisor
Swimming pool
Teacher
Teacher para
Title InsuranceOfficer
Labor worker
I work with food and with pigs
I work with forklits and jack pallets
I work in production
I work in diary and cattle raising
General work
I do cleaning at the killing floor of a pork plant
unsure
Sales
Volunteer work
Ware house
Ware house worker

Warehouse
Warehouse supervisor
Weverly
Wind farm construction
Work at carnicera/restaurant
Work at Walmart
Work study
Workstudy

What is your household size (including children)?
We are a family of 6
0
1
10
1000
15x 75
1 kid
2
2 adult
2 adults
2 adults and a kid (girl)
2 rooms
2 men and 5 women
2 adults
2 children
3
3 adults and 2 kids.
3 people in total
4
5
5 total
6 older people
6 persons mayores
7
8
9
Apartamento

Apt
Apartment 8
Casa
Small
Five
Four
Two adults
Two adults, one kid (girl)
A family of 5 members
Five
Big
Living with mom
Medium
My family, we are 4
A lot
N/a
Kids
No
One
[unsure]
Small
Small
Three people
3 room trailer

What is your highest level of education? - No High School diploma. Grade level completed? - Text
7
0
1
10
11
11 grade
11 gradoode high school
11th grade
12
2
3
4

Fourth grade [elementary]
5
6
6th grad
6th grade
6to
7
8
9
9 in Guatemala
Bachelors
Diversified
GED
Grade 9
Grado 11
Grade 2
Grade 3
Level of complete grade
No
No study
I didn't go to school
Industrial engineering student at university
High school
Just elementary
Elementary
Completed elementary
Six
Sixth
Sixth grade
University

If you are studying – which school, university or college, do you attend? (If you are not currently studying, please put "n/a")
Basic
Bryan college of health sciences
English classes
Crete
Crete high
Crete high school

Crete High school
Crete middle school
Crete middle school adult program
Crete Ne
Crete public school
Diane university
Doane
Doane university
Doane university
Doane University
Don colage
Done
E S L
ELC
At this moment I am studying English in Crete, Nebraska
In Mexico
Adult School in Crete, NE
English School
School for Adults of Crete
Esl
ESL class
ESL Class
ESL classes
ESLclases
GD
GED
Human services
I currently study at SCC in Lincoln
Literary family
Mexico
N
n/a
N/a
N/A
Na
NA
Nada
NASM Institute
No

I don't study
I don't study
None
Special Programs in English for adults
Special Programs of Crete
Scc
SCC - Lincoln
SCC Beatrice
Yes English for Adults
Southeast community college
Southeast Community College
Special program
Nothing yet
University of Nebraska - Kearney
University of Nebraska Omaha
Unl
UNO

As a person from a minority group, what are the best/worst parts of living in Saline County?
A small community with all essential necessities
I have only been here 6 months in this county so I don't have a answer for this yet
Being discriminated
Best - It's a nice and quiet community Worst - There can be a bit of subtle discrimination.
Best is quite, worse limited in access to service
Best part is having tienda hispanas worst part would be Crete being small.
Best part is how calm it is. Worst part is how little there is to do here.
Best part is that it is a small quiet town - worst part you have to go Lincoln to do more things
Best part is the community
Best part is the county activities
Best small town nice multi cultured people worst just the water comes dirty and smelly and people can drive kind crazy in town
Best Variety of stores and restaurants, worst not enough promotion de resources of a variable to minority community
Best- great people. Worst- Crete needs cleaned up (buildings, trash, cosmetics) and needs more low income housing
Best- Peaceful worst-not enough to do
Best- small town/rural community
Best-family +friends worst taxes
Best: A lot of people to talk to that have similar experiences. Worst: Can't think of any at the moment

Best: it is pretty diverse
Best: More safe than other cities & Commute is fast due to bien a small town Worst: Due to being a small town, people tend to know about others peoples business
Best: seeing so many ppl like me
Best: the diversity Worst: racism
Best: the people and the positive environment / Worst: N/A
Calm
Calm place
Calm
Small and close to Lincoln
small city
Close to Doane University
Community outreach
I think the health system
Crete
Diversity acceptance
Diversity, costs
Do not
Don't know
Dorchester
The price of basic services is extremely high
Electricity us very expensive
Its a beautiful state to live in
Its a calm city to live in
Its great because its calm and there isn't any traffic
Its small
Its very calm
Its calm
Its calm, I like it
Its calm I don't like the city
Its calm for raising kids
Its calm for my daughters
Its calm but I need more services
Its calm and we have everything
Its calm, I don't like that there aren't sidewalks nor public transportation
Its a very calm place and a friendly environment
Its a clam and safe place
Its a a small place and there are not enough programs for kids
Its a calm place

The streets are safe
Its safe
Everything is close to walking distance
Everything is fine
Everything is good here
Everything is good with saline
Easy employment in the area
Lack of childcare support
Lack of children's park
Lack of transportation and lack of free activities for kids
Family
Few opportunities
Friendly kind,helpful people
Good community
Good community resources
Good place to find a job. Not good opportunities to get better jobs.
There is a lot of amenities and safety for my family, I consider the education here very good.
Theres a lot of mean and jealous people
Health care being 30+ mins away
Health is pretty expensive plus insurance
I am not a minority
I do not have any problem about that
I do not have any problems about that
I do not like that I have to go drive to Lincoln for my job
I feel like sometimes things aren't tailored for minorities mainly white people.
I have many people that I can relate to and many that I can learn from. Worst part I would say that sometimes people have difficulty having reliable information in their native language
I like living in a small town, stores are close by and speed limit is low. We that are getting older don't need to be racing.
I like many things from crete, myself it doesn't affect me living in Crete but I have seen many people struggle with language barrier and not knowing where to get help from
I like that it's a minority majority community
I like the School
I like the smaller community but additional services are needed to help people remain independent
I like everything
I love the diversity and inclusivity.
I love the people I get to interact with on a daily basis
I thinks is safe town to live in, people is friendly
Language
ldk tbh

Infrastructure
Is quite but I do not like the railroads those are in a really bad shape and the city gives low maintainance to the streets
Is small town but had enough services and places
Is the good life & Wen the cops acting stupid
It's a calm town
It's great
It's ok nothing fun
Knowing everyone
Knowing that there is a lot of diversity and different cultures in the community.
The town is small but I like the environemnt
The discrimination that we sometimes face
The school
I like the school and that its small
The people can be racist
The best part is that its a small area without a lot of traffic and the worst is that there are not a lot of employment resources
The snow
I don't like the snow. I like the school
Safety and the peace and the worst...the high costs in the case of going to the doctor
Lack of access to resources
Lack of resources
Large minority population, many resources available
The streets are in bad shape
The best is that is a calm town
Memories are kept more controlled due to vandalism
I like that there are schools for adults
The distance to specialized medical care
Like town closed to Lincoln. Friends need more option for shopping
Little service
The best is that calmness of the town and the school
The best is the calmness of the area and the worst is the racism towards immigrants
The best is that its safe
The best part is that its calm, it doesn't sound like things happen
The best is that the people we meet are very friendly
The only thing I don't like is that there are no public sports areas
The best part is that there isn't a lot of noise, I live well
The best - comfort
Bad is car retreats
More sidewalks

I like that its calm
I like the school
I like it because its calm and its not very big
I like it because its small and they have services close by
I like it because its calm, the schools, and the teachers are good
I like it because its calm and I don't like the snow much
I like that its small
I like that there is only one school from preschool to high school
I like that everything is close
I like to live in Crete
I like it because it looks just like where I came from and I am very calm
I like that peaceful. I don't like that they don't fix the streets
I feel good and safe
Improve the streets and sidewalks
The best
The best - schools
The best the schools the worst is the gas, parks for kids/no soccer fields available
Best: I like places with small populations. Worst: Its really cold... 😊
Lots of discrimination
Lots of trash outside of some homes, little regulation for order
Multicultural; worst limited resources
Very comfortable
Very comfortable and I don't like that lanaguge is difficult
Very little work resources
Very calm
Very happy
N/a
N/A
Na
Nothing
Nieve
No problems
Nothing
Nothing
There are not a lot of work opportunities but I like that its a small [place] where there isn't a lot of crime
There are not a lot of school buses on the west side
There are not a lot of [stores] like a mall
No [unsure] opportunities for work
I don't like that everything is far and that theres no daycare and there are not a lot of options

No very well
I don't know
I don't know, I like it a lot
We don't have crimes
We don't much a
We don't have services but its calm
We don't have traffic
None
Not a lot of diversity when it comes to my culture. Even though there is minority culture here. More options.
Not a lot of support with people with no insurance
Not many places to live
Not sure
Nothing
Nothing really bad happens and is calm
Okay
One of the worst parts is that there isn't enough opportunities for minorities to get involved within the community. One of the best things about this is that we're close enough to not feel alone in this county.
Opportunity of work
Worst the bills and high taxes
Small and calm I don't like that its strict
Small and calm and I don't like that there are not a lot of [things] for kids and activities
Small and calm and I have [my family] closeby
Small town, everything is accessible
Small calm town
That its samll and very safe
That its a calm and pretty place
That there is [mad] its good and that there is discrimination that is bad
That they don't clean the streets well. They need to do a better quality job in December ,food
That everything is close
Quiet place
Quite
racism still exist, but the community is safe and mostly quiet.
Racism
Razonable
Rural Town, Room for growth en every aspect in the Midwest
Safety
Safety
I think everything is good
Small community

Small community with great friendly people
Small county
Small not enough places to go
Small town
Small town, not much selection
Small town. You know most people and low crime rate
Some county members are racist
they are the best
they are little racist
Status based on income
Having [unsure] work and the church
That it's a very diverse community but run by all WHITE MEN
The best is we have diverse food.
The best part are the low crime rates and a lot of diversity, worst part I feel like there is a lack of Hispanic community involvement, lack of event advertising in Spanish
The best part is that there is other people like me which I can relate with
The best parts of living in Saline County include the diversity and strong community.
The community
The community does a excellent job keeping it safe for raising children. New establishments would be nice more modern in the downtown area.
The diversity and community/ no places to go out and not many scholarship opportunities
The people living here
The stores
There are no places in which our minority groups can relate too
there is a big group of minority which is nice
Having to fix the streets. Its calm
To small
Everything
Everything is good
Everything is good, I am very comfortable
Everything is good
Everything has been very good
I like everything
Everything you [like]
Work and its [close] to the house
Calmness
Calm
Calm
Calm we don't have crime
Calm [I have] work

Calm and I like the school
Calm and the school
Calm the [the worst is that there isn't a lot of fun]
Calm and what I don't like is the weather
Calm and that there isn't traffic and there isn't any crime
Calm and I don't like extra [unsure] for hte family and there is not [unsure]
Clam and everything is close and there is not traffic. More parks for the kids
Calm
We live in peach
Water is not very clean
Worst - windmills
Worst part COVID best is the community and the people
Worst-lack of diversity

What might prevent you from taking part in activities/events?
Crash of cultures
Not knowing
Volunteer
Sometimes I don't notice
[Giving us more information]
Sometimes they look at us badly for being Hispanic
Absolutely nothing, I love going to events no matter the occasion
Attending classes no time
Availability
Busy
Busy schedule
Weather
Communications
Cost/Inflation
COVID
Dance
Depending on the schedule
Desability
The factor is time due to work reasons and attention to the family
[unsure]
Language
The language, I don't understand much
Not knowing the types of activities

No knowing the types of events
Time
Work
Time and my job
I'm sick and I dont like to go out
I am busy
I am busy with my kids
Lack of information
Lack of information
Lack of time
Lack of time
Lack of money
Lack of time
Festival at Catholic Church each year
Getting sick my kids
Health
Health issues
Work schedule
I always work
I am not interested
I don't like to go out
I don't want too
I work out of state most of the time
Ice or something else at the same time
If I don't know about them
Ik
Information
Just don't want to
Knowledge of the activities
Lack of communication about the virus and some illness
Lack of time
Lack of information
Lack of advertising, not knowing about the events
Lack of information
Lack of knowledge regarding the event
Language
Laziness
announcements
[My schedule]

My work
My children are older
My illnesses
Mobility
Most of the time I missed the event because most of the time the events are post on social media and I don't have time to check social media
most of the time I missed the events because most of the time the events are post on social media, and I don't have time to check social media
Motivation
N/a
N/A
Na
Nothing
No distraction
Nothing
Nothing
No
Not knowing
I don't know the events
I am not interested
Doesn't exist
No food
There are no community activities
There is no information
There isn't a lot of information
There isn't no [unsure] inconvenient
There isn't time
I don't realize
I don't find out
I don't like it
I don't like going to public events
I don't like to go out
Nothing prevents me
They don't interest me
I don't participate in [unsure]
No quietly
Not knowing what is going on
I don't leave because I have my small children
I don't know
I don't know [unsure] when they happen

I don't know of any event
I don't know about events
I don't know how to drive, I don't have a car
We don't have a lot of opportunities to distract ourselves
I don't have information
I don't have a car
I don't have anything preventing me
I don't have any problem
I don't have kids
I don't have time
I don't have time and I don't know English
I don't have transportation
No urge of attending
The family wont go
None
I don't know
Not being familiarized
Not enough time
Not enough time I'm a student athlete
Not informed of any events.
Not interested
Not knowing
Not knowing about it
Not knowing about it, lack of information
Not knowing about the activities or events offered
Not knowing about them
Not knowing about them not feeling welcome
Not knowing and timing
not knowing when they are
Not my thing
Not socialize
Not very interested in them
Nothing
Organize activity groups for older adults
Other previous engagements
Pain
[unsure] not having information
Police prescence
Because of time working

for my work
[unsure] lack of time and there isn't any for my culture
Because its not our culture
Well the weather, I can't drive in the snow
Well I don't drive
There are no events focused on the community, there is no communication focused on the community
I don't find out
There are not events of our Hispanic culture
I woud like more activities
Scheduling
School & work
School, athletics, fraternity events
School, work
School,track, homework
I am always working that case my schedule
I am very shy
Maybe the time
Time
I have small children and its cold outside
The people holding the event
The time
There is none available
Time
Time
Time or work
Time or work
Time
Time and interest
Time and money
Time management
Time, & mental health
Being timid
Timing with other events
Work
Work no time
Work and weather
Work and kids
Transportation, and anxiety and feeling uncomfortable [unsure] of the place
Weather

Where it's held
Work
Work might prevent me from taking part in activities
Work/school
Working

Please add any additional comments about Life in Saline County.
I like it
A did no have a yes answer
I like the Pueblo and Purdue trader mad opportunities to socialize and menorah the view of the MainStr eet
Activities for various cultural and age groups. Need more age related cultural fun activities to participate in and learn about each other
good
comfortable
comfortable
Confortable
I think it is a very dull place that we people who still do not speak English will find it very difficult
In the county they do not allow events that have nothing to do with things from the USA
It is very quiet to live with family
The place is calm and pretty
The place is calm and it continues being a safe
Its calm
Its a calm county
Its a calm town to live in
Its good
Everything is great
Lack of information in Spanish about the county
I feel safe and like the access that I have for shopping and that the hospital is close.
I know it is a small town and it seems like people depends so much on social media to post events and school activities, I work all they long and when i come back home I have to attendant my family and house and i dont have time to check social media
I know it is a small town and it seems like people depends so much on social media to post events and schools activities. I work all they long and when I come back home I have to attendant my fam and house I don't have time to check social media
I like livin here because is a calm town, I feel comfortable going etc
I like that it is safe and quiet. I love the diversity here but feel the community is becoming more segregated. I don't feel we are as welcoming as we used to be.
I would like to know more about the events taking place in Saline County
Is ok I live here for 53 years
It would be good if mailings were sent to people with disabilities or elderly about events that we could attend. More elderly and disabled services are definitely needed

It's a good town
It's a great place
The school education
The lady at the postoffice gets involved where she is not called
Life in Saline County is calm and safe.
Life is good here love it
Life is very good here in saline
Lived here since 2002 and love it
Love saline is small town good for kids friendly
Low crime.
More lights on the streets its very dark
More recreational opportunities
[unsure] safe
Very good
I like it
I like the town
I like the safety there is here
I like it a lot how it is, I wouldn't change anything
I like that its very calm
I like [unsure] its a calm city [very] calm
I like the calmness and the schools are good
I like that its very calm
I like living here because of how calm Crete is
I like living here overall because of the safety for my kids
I like it and sometimes theres discrimination
I would like that we would have more information
I would like it for them to fix the streets
I would like there to be more sports courts for the youth so that they can practie more sports and keep them away from drugs
I would like there to be more places to go with my kids
I would like there to be more places for me to hang out with my friends
I feel good
I feel good
I feel very good
I feel great on the mole
I feel very good in the [unsure]
I feel very happy
I feel very safe
I am scared of racist comments

Very happy
Very good
Very safe
N/a
N/A
Nothing
No
I don't like socializing
I don't know
I don't have a lot of friends but I'm happy
No everything is good
None
Peace and trust and love
That there would be more Multi-cultural events
Maybe a little bit more involvement with our community in any social event because a lot of us feel isolated
I feel good
I think they need to open up more clinics
I only socialize with people in my church
I am new in Saline and I [unsure] I have [few] responses [unsure] learning more of Saline
Thanks
all good
everything is very far
everything went well for me
Calm down, give yourself at ease
I feel that we need more park.

Please add any additional comments about Community Safety.
N/A
[unusre] to receive the information
Appreciate involvement of Crete police dept in school settings
There are youth that don't have care on how to behave in the town and they drive fast and its dangerous for the people walking on the streets
Community safety here in saline is very good cause is no sickness and no crime
For me, Crete is safe
There should be creative activities, always maintain safety en said place, and that the police always be attentive in the safety of the town
They should take care of the schools more closely in time of class.
Do not trust the police at all

Dogs should not be alone because a dog attack my little poppy
The area where I live is safe
It's very safe
It's safe
It is safe but there are incomprehensible people
It's safe
It's safe because its small
It's a safe place
Good police
I did not report it
I feel like the police aren't aware of the cultural diversity and some tend to be more aggressive because of it (personal experience)
I wish police patrol Westwood more often
The authority is very friendly
More police activity more surveillance
[unsure] good
[unsure] safe
I like safety
I feel comfortable with the safety
I feel safe here
I feel safe
Better informacion
Lots of security
Very good
Very good
Very happy
N/a
N/A
Nothing
I need safety
We need more light en some streets and neighborhood
Need more cool ppl
I dont' feel safe
I don't feel very safe
I dont' report [to the police because of my status]
I don't know
I don't know any
I [don't now much about the safety] of night time. They had just broken my work car [window] and it hasn't been that safe Saline, Saline at night
None

We feel comfortable because of the calmness that it offers
Nosr
Nothing
For [me] very good
Pretty safe
That there is more control in areas that I live overall at night and on the weekend
Quiet place
Safe place
Safe
There is racism in the county
There are people walking around late at night /middle of the night and that makes me feel uncomfortable.
All good
Everything is good
Everything looks good
I still think it's safe

Please add any further details or list any services you have used that are not listed above. (If none, please put "n/a")
Blue River
Classes de karate y region v services
EBT
Indoors sports
Library
Free excercise place
More traffic lights and buses
I would like that there would be a decent recreation place to play soccer
More work opportunities
N
n/a
N/a
N/A
N/s
Na
We need [unsure] stops [its not]
Need public transportation badly for elderly and disabled
Nothing else
[Nothing]
No
I don't use any

I am not sure
I don't know
I don't use the services in Crete
None
I don't know
Nursing home
Safer roads in Crete
Services provided through UCC and other churches
Low income services for kids to do sports
Psychology more psychologist at the schools
Just more grocery stores

How comfortable are you accessing each of the services listed above? - Others: (specify) - Text
N/A
No

Please add any additional comments about Public Services.
We don't get public transportation for the kids
Good
Good tattoos thanks you
I look for a second opinion if I don't like the first option
Crete needs help in all areas
I really like Sixpence
Spaces for the elders
Its good
We need a service for public transportation, I would really like if there was one
Good community
There are few [options]
Indoor facilities for children to practice sports
More respect towards people
More free health services, more employment, more local transportation
I would like to have a place to take kids when it's cold
More soccer fields for kids and young adults
Very good
Very poor
N/a
N/A

Nothing
We need more public transportation
We need more sports fields ASAP
Need bus for school because is expensive
Nothing
No
I don't qualify for any service
I don't use it
I don't feel comfortable with the Scouts Club because only white kids participate
No public transportation
I didn't know there was public transportation
We don't have events in our language
I don't access to a lot of services
I would like soccer fields
None
[unsure] is good good
Public service is very good
They are good
There is not much awareness made to the community.
There's none
They need more listings
Everything is good with services they are close
Everything is comfortable
Which know more about it

Please add any additional comments about Food Insecurity.
More fresh food
I cook everything
Eating more healthy
Crete needs more [unsure] food
The prices for everything are super high and I don't have with my salary
Everything is expensive
Everything is very expensive
I need money and a job
Good
Nutritious stuff is expensive
Local clinics do no accept new patients with Medicaid
Nutritious food is expensive

The price of food is extremely high
Food prices are very high
N/a
N/A
None
Nothing
I am not very informed about how to eat healthy
Nothing
No [unsure] are nutritious
None
I don't know
Nutritionist food is expensive
To reduce the cost of food
To have more [programs] that distribute food
The backpack program is very helpful. I do not have money to pay the bus
The community could help people more aware of what is available.
There have been a few times when our bank account was very low due to hospital bills and we were not able to access resources due to net income guidelines.
Everything is good
Everything is expensive
Everything is very expensive
Everything is expensive
Everything is expensive and nothing is organic
Everything is expensive
Everything that is healthy is expensive
Everything healthy we can find Crete
All food is extremely expensive
Trash
I don't cook

Where is your primary care physician located?
Here in crete, but I avoid it because I don' thave insurance
Beatrice
Clinic with a Heart
Low income clinic in Lincoln
Crete
Crete Nebraska
Don't have one
In Crete

in Lincoln
In another state because I have little income
Fillmore
Fort Worth, TX
Friend ne
Hometown
I don't have a doctors
Jefferson
Lancaster county
Lincol
Lincoln
Lincoln and mexico,
Lincoln Clinic with a Heart
N/A
No
No applicable
No idea
I don't have any
I don't have a doctor
Omaha
Panama
Roswell nm
Sometimes with Dr. Gutierres
Spain

Please list your conditions. (If none, please put "n/a")
High cost
Arthritis and take heart medicine.
Asmtha
Asmtham, migraine
Asthma
Cancer
Cancer, COPD
chronic pain
seizures
COPD
Heart and diabetes
Diabetes

Depression
Depressed
diabetes
Diabetes
Diabetes and high blood pressure
Diabetes hbp high cholesterol
Diabetes kidneys arthritis
Diabetes and [imperfection -unsure about this translation]
Diabetes, high blood pressure
Diabetes, high blood pressure, cholesterol, depression
Diabetes, high blood pressure
Diabetic
Diabetes
Dietetics, blood pressure, arthritis, depression
Cardiovascular disease
Renal diease
Epilepsy
[unsure] good
excellent
Fibromyalgia
Asthma
High blood pressure
High blood pressure hearth
High blood pressure, Parkinson's
I'm good health
Kidney failure
Leukemia
Liver disease
Low platelets
My daughter is special needs
My mom sick and she does not have health insurance, we need help
Mom- hypertension
n/a
N/a
N/A
Nothing
High levels
No

I don't have any health insurance when I get sick when I get sick I take care of myself because the hospital charges a lot of money
Well everything problem with the prices
High prices
High blood pressure
sinus, migraine and knee pain
Thyroid

Please list healthcare services not available in Saline County that would be helpful to you and/or your family.
A free clinic
Sometimes they don't have an interpretor
Low cost assistance resources
Low cost resources
Better transportation
Cardiologist
Blood tests, mamograms
Clinic
Free dental clinic and free health clinic
Free dental and health clinic
Crete needs more public health help
CVS pharmacy
Low cost resources for families that don't have insurance
Dental,
Dentist kefir children
Dentist
Dentist and eye doctor
Public dentist
Dentist that speaks Spanish and that takes new income from Medicaide
Diabetes counseling mental health counseling
Low income doctor
Doctor that speaks Spanish
Dr that are free for people that do not have insurance
Heart doctor
Excercise more places
Specialist
Specialist
Especially
Excercise

Free medical and dental clinic
I am not sure
I do not know
Interpreter
Interpreter for my dad
Prepared/trained interpretor that are familar with a great variety of medical and general health terminology
Low income and servicios for minorities
Low income resources
Low income services
Cheaper and cash assistance
More services for those of us that don't have health insurance
More psychologists
Mental health services in Spanish
More Dr that are low cost
More free services for people that do not have insurance
More translators
N/a
N/A
It needs more places that help people who cannot have health insurance
We need medical assitance
We need more low income medical services
Neurologist
Nothing
I am not sure
I am not sure
There is no assistance for people who are Hispanic
I don't know
None
I don't know
Nutirionist
Pediatric
Pediatrician and dentist who qho wants to help children with Medicaid
Planned parenthood should be available
Public transportation for elderly and disabled
Specialist services
Low cost services and bilingial doctors/medical staff
Low cost services
More accessible affordable health services for people who do not have health insurance
Psychologist

Specialist is not available
[therapist] for [unsure] that have autistic children
Transportation
Transportation for wheelchair users
A general health check up for each person
Urgent care
Women clinic

What was/were the reason you dropped health insurance? Select all that apply. - Other: (please list) - Text
Jobs take them away, then give it back
I don't have health insurance
Work

Please add any additional comments about Health Care.
We dont' have a lot of information about the vaccine
Medical services are expensive
Medical services are expensive and I only go when its necessary for my children
Choose another seperately to inhale
It's good
Its very expensive
Health insurance is very expensive
Its expensive and we don't have [unsure]
Medical services are very expensive
Its expensive to go to the doctor
Health care is too expensive. Doesn't pay much if you're a healthy person
I never had healthy care
Is alright
Long term insurance company changes were against what policy was sold
More free medical care
I have felt good about health care
Medical care is way too expensive.
My spouse is paying a lot of money for going to the hospital for an emergency and its affecting us a lot
N/a
N/A
Nothing
My family needs a lot of help, my mom needs medical attention

Need more free services
Need more home health care providers with nurses
Need more mental health care
None
None
No
I don't have any
I don't have insurance and I am paying for medical factor
[unsure]
None
I only take Tylenol, sometimes I question whether its worth going to the doctor just so they can tell if it hurts just to take Tylenol
The dental services is very expensive
They do offer translators at the hospital.
Too expensive
Very good

What is your primary mode of transportation? - Other, please list: - Text
Daughter takes me
My husbands car
My son
My partner drives
My partner gives me rides and my friends
My partner takes me where I need
Rides
I dont' drive but my husand does
I don't drive but my partner does

What do you need transportation for the most? Select all that apply. - Other (please list) - Text
Church
I don't know
Doctor
Dr
Enjoyment
Church
Churches
Kids activities

Kid uses it
I don't drive
I don't have a car
None
Never
Occasionally needs.
To go to the gym
For everything
Pleasure
Pleasure
pleasure
School

Please add any additional comments about transportation.
Nothing
[unsure] public transportation
It was difficult [because] I didn't know how to drive but now I have a car
There is nothing here in Crete
Car
In the town we don't have any public transportation
It's good
I don't drive but my husband does
I have friends that have relied area transit but hours were very limited.
I never use it
I used it once, transport to clinic because of nerve pain I couldn't drive. It was a blessing.
Interpreters
Let People know about the transport services.
My children ride the CPS bus and we are charged for them to get to school and home. It should be a free service for any child.
N/a
N/A
We need more available cars since we only have one
We need more public transportation
We need accessible routes during the winter
I need transportation services, now I have a car but I did not before
We need free transportation for kids going to school
None
No
I don't know

We don't have options
There is no bus
I don't use it
None
I have never needed public transportation
Well we need public transportation
Transportation service for kids
I just need one [unsure] because my car is not working
Public transportation on the weekend
Public transportation that goes to other more distant places so I can go to work.
Very good

Does anyone in your household have any of the following barriers to effective communication during the COVID-19 pandemic? (Select all that apply) - Other (please list) - Text
my son can't smell since he had covid
Mixed messaging from the CDC
None

Please add any additional comments about the Impact of Coronavirus.
N/a
It hasn't affected me personally
More help for the youth
[unsure] are the symptoms after the vaccine
Dental care for those that do not have insurance
Stress
Stress from being sick from covid
Food programs need to increase in availability and awareness.
It was really stressful being locked up
It was really hard for the community
I believe in God so everything will be okay and I am on his hands
Impacted everyone not only physically but mentally
More places for kids
Mental health services in Spanish
More dental care and medical and help for married couples. And daycares drop off
More information about services
Lots of people living in one house affects that [unsure]
N/a

N/A
Na
Nada
Needs for kids and playing
We need more activities for kids to do sports
Nothing
Nothing
No
I don't want to add more but we need more soccer fields there are no soccer fields
We dont' have anything pandemic help
None
People is overwhelmed because have to work extra hours
Excercise programs
Well it was stressful not being able to leave
Services to people that do not have a SS# to work and paid for their own expenses
Smithfield over works their employers because they are short staffed
Sucked
Very good
We need an indoor place with activities for all ages

At what kind of place did you receive the most recent dose of Covid-19 vaccine? - Other - Text
Jail
Community clinic in lincoln
Doane University
Nursing home
Orginal from WIC
Pinnacle
Public health solutions
Public Health Solutions
Wic clinic

Please add any additional comments about the Covid-19 Vaccine.
A family meme era passed away so I take COVID very serious
It has lots of effects
It has lots of side effects
Don't trust it

Illnesses related to [Covid]
Its very important to get vaccinated
its safe
I believe in GOD and I do not need any vaccination
I do not trust them
I dont trust the information out there, too much back and forth. I dont feel the vaccine is right and will NEVER get it or anyone in my household.
I feel safe with the information I have
N/a
N/A
na
Nothing
Need information on how to take care of your self while sick with COVID
Nothing
No [unsure] decided to get the vaccine
Quit jamming it down our throat day in and day out
We have to take care of ourselves so the virus ends
There is a lot of international news about the vaccine our media is not reporting.

Which of the following best describes the reason you do not subscribe to internet service? - Other (please describe) - Text
Because I live in an apartment
NA

Please add any additional comments about connectivity for families.
I used to not have internet because it was expensive now I have it
There should be low cost internet and with better signal
After the vaccine I felt more weak and with bodyaches
The internet is expensive
The internet is very slow in my house
The internet is very slow
I have been able to [obtain] more information about where
The town is very small and the services are limited
The internet service is expensive and slow
The service is slow
Its expensive
Its expensive
Its slow and expensive

Its [expensive]
Its expensive
The internet service is expensive
Its very expensive and using it is confusing
Its very expensive and fails a lot in my house
Its very expensive and we need [more] low income services in this community
Its to expensive to pay
Its very necessary en this time of the pandemic
Expensive.
I dont believe my child needs access to internet for schooling. Textbooks work just fine.
I had being living here for one year and I like it
I like this town but we need more services
I lost my job and I do not have insurance so I cannot go to the Dr. I do not feel comfortable going to the clinic.
More quick and favorable internet
Is slow
The city should take care of the streets
The questions are very good
Low cost medical and activities for young children to do sports
Places where they [take care] of kids with disabilities
More help for students
Mas plan accessible for people and less expensive and recreational activities for children
More signal
I like the school and having the doctor close to my house.
I would like more places to do excercise so I can fine more Hispanics
My kids need a lot of dental care and I don't have any money for the dentist and I don't have insurance
N/a
N/A
na
Nothing
We need [more] recreational resources and [unsure] place to buy
We need more opportunities for work close by
Need more indoor recreational areas for children
Nothing
No comments thank you
We don't have a lot of option in places
I don't have any comments
No everything is fine
None
I would ask for more job fairs

There could be less expensive and better plans for internet
Well I don't have any comments
Services for those retiring. Opportunities for exercise
Services for those retiring and for the elder with disabilities
THE INTERNET IS EXPENSIVE
This community is growing very fast, and some parts of town unattended.
Every good
Everything good, thank you
Everything is good
Everything is very good
Very good
We need mental health services and many people
We need more assistance for people that struggles paying for medical expenses and tax return
We need more services for people that do not have insurance in this community.

Appendix B

Focus Group Questions

1. We want to begin our discussion today with a few questions about health and quality of life in your community.

- a. First, can you describe what it looks like to be a healthy person?
- b. Next, what does a healthy community look like and what can a community do to help people stay healthy, prevent illness, injury or other physical or mental conditions? PROMPTS: types of services or supports needed
 - i. What are the barriers in your community preventing people from living healthy lives? PROMPTS: lack of access to certain services or supports, barriers preventing you from going to the doctor, barriers to insurance – including costs and understanding, language barriers, felt dismissed because of the way you look or the way you speak, common health problems that are prevalent in the community

2. [Mental Health]

- a. If you, or someone you know, is feeling sad or lonely or having troubles or needing advice, is there someone that you trust for you, or for them to talk to about these issues? PROBE: are there any barriers, such as access, availability, cost, or people not thinking that it is acceptable
- b. How does your culture view mental health therapy or counseling?

3. Next, we would like to understand more about how you get information about health resources.

- a. We understand that many people in the community are accessing information about health resources from social media. *What* social media sources do you feel are most often used and *how* is it being used to obtain health information? PROBE: Using it to get recipes, finding out about events, vaccine information, etc.
- b. Where would you go to get information about a national disaster, such as a flood or fire evacuation happening in your community? What is the best way the health department should communicate with the community about issues like this?

4. [COVID]

- a. What can the health department do to be considered a trustworthy source in providing health information, such as information about the COVID-19 vaccine?
 - i. In sharing information about the COVID-19 vaccine, what do you think the health department got right and not right?
 - ii. If another pandemic were to happen again, what could the health department do to provide the right information for community residents to make the best decisions about their own health? PROBE: how and what info to provide to inform decisions about COVID vaccines

5. Do you have any additional comments or anything you want to add that may not have covered?

MAYO 2022

Salud de las Minorías del Condado de Saline



INFORME REALIZADO PARA
PUBLIC HEALTH SOLUTIONS



Public Health
Solutions

INFORME PREPARADO POR
PARTNERS FOR INSIGHTFUL⁹⁸
EVALUATION



Mensaje de la directora de PHS

Me complace mucho presentarles este informe de la encuesta a ustedes, los residentes de nuestro distrito. La información incluida en este informe representa muchos meses de trabajo arduo por parte de nuestro Equipo de Equidad de Salud, Diversidad e Inclusión. Nuestro equipo de PHS realmente cree en la igualdad y quiere asegurar que todos tengan acceso a los recursos y las oportunidades de la comunidad. Esta encuesta fue un primer paso para determinar cualquier deficiencia en los recursos para los residentes que viven en el Condado de Saline. El siguiente paso es desarrollar un plan integral para avanzar. PHS se ha comprometido a liderar este trabajo y ya hemos comenzado el proceso con el cambio de las políticas de los sistemas dentro de nuestro propio departamento para promover la equidad de la salud, la diversidad y la inclusión entre nuestro propio personal. Estamos trabajando con un grupo de socios comunitarios para reunir recursos y conocimientos mientras desarrollamos un plan para mejorar nuestras comunidades. Gracias por tomarse el tiempo de leer este importante informe. Le animamos a que nos llame o envíe un correo electrónico a Public Health Solutions con cualquier preocupación, pregunta o sugerencia.

Sinceramente,



Kim Showalter, RN, BSN

Directora de Public Health Solutions

La información incluida en este informe es de uso público. Por favor, haga referencia a este documento de PHS, cuando utilice los datos o partes de este informe para su propio uso.

Johanna Pesante-Daniel – Coordinadora del programa

Antes de presentar los resultados, y con ánimo de autorreflexión, reconozco mi punto de vista como mujer latina/hispana con estudios. Como inmigrante, he aprendido a adaptarme a los resultados de la sociedad, y soy consciente de que el mundo está cambiando rápidamente. Cuando hablamos de las desigualdades en los cuidados en salud que experimentan las personas marginalizadas en nuestras comunidades, creo que es importante señalar que no estoy muy alejada de las experiencias de las personas que he entrevistado. Mi conocimiento de las experiencias de quienes se enfrentan a las desigualdades proviene de mi trabajo profesional y de mi vida personal. Me siento responsable de ayudar a las minorías hispanas/latinas a superar las crecientes diferencias lingüísticas, culturales y de acceso al cuidado de salud. La comunidad es fundamental para mi trabajo en mi carrera de salud pública. A lo largo de mi carrera he caminado por la línea entre intérprete, traductor, defensor y trabajador social. Estoy y siempre estaré aprendiendo. Es un privilegio para mí existir en un espacio donde hay recursos para desaprender, aprender, reflexionar y desarrollarse. Soy una mujer latina, educadora y defensora de la justicia social. La diversidad, la inclusión y la igualdad en la salud están en el centro del trabajo que elijo hacer, y reconozco que mi posición influyó en este proyecto en cierta medida; mis recursos como miembro del equipo demostraron ser herramientas importantes que me ayudaron a dar sentido al contenido.

PHS Equipo de igualdad en la salud (HEAT por sus siglas en inglés):

Los dos puntos comunes más importantes entre los participantes y el Equipo de Equidad en Salud fueron el idioma y la cultura compartida. La encuesta se realizó en inglés y en español para llegar a la mayoría de los residentes del condado de Saline y la cultura hispana/latina se entrelazó en todo el plan de trabajo para realizar la encuesta.

La igualdad en cuestión de salud significa que todo el mundo tiene una oportunidad justa y equitativa de estar lo más sano posible.

El equipo se comprometió a ayudar a los miembros de la comunidad a completar la encuesta MNA. Como líderes de la comunidad, se comprometieron a trabajar juntos para ayudar a los miembros de la comunidad a proporcionar información sobre las desventajas estructurales en el sistema de salud y el efecto de la pandemia de Covid-19. Su trabajo y esfuerzos ayudarán a PHS a crear estrategias exitosas para mejorar los servicios y programas. Reconocen que las desigualdades en la salud son un problema muy complejo y lo ven a diario en sus propias vidas. A través del contacto cara a cara, tuvieron la oportunidad de explorar los puntos fuertes y las barreras que enfrenta la comunidad para avanzar en la igualdad de salud. Su deseo es ayudarnos a crear un ecosistema saludable hacia la igualdad. Su mayor compromiso fue hacer oír las voces de las minorías en sus comunidades para crear un cambio y marcar la diferencia en las comunidades en las que viven, aprenden, trabajan y juegan.

AGRADECIMIENTOS

Gracias a las comunidades del Condado de Saline, NE. La diversidad de voces que compartieron sus experiencias e informaron esta evaluación de salud comunitaria fue invaluable. Sus ideas colectivas son la brújula que guía este importante trabajo. La dedicación, la experiencia y el liderazgo de las siguientes agencias y personas hicieron que la encuesta de la Evaluación de Necesidades de las Minorías del Condado de Saline 2022 fuera un plan colaborativo, atractivo y sustantivo que guiará nuestros esfuerzos colectivos de planificación de la salud. Un agradecimiento especial a todos ustedes.

Public Health Solutions, Equipo de Igualdad en la salud, diversidad e inclusión

Kim Showalter, RN, BSN, Directora del Dpto. De Salud

Kate Lange, RN, BSN, Directora de servicios médicos

Johanna Pesante Daniel, Coordinadora del programa de Igualdad en la Salud

Megan Garcia, Oficial de información pública

Michele Vana, RN, Líder de equipo

Diane Vaslak, Oficinista

Equipo de acción para la igualdad en salud (HEAT por sus siglas en ingles)

Nereyda Zambrano

Fabiola Dimas

Samantha Escobar

Pascual García

Nos gustaría dar las gracias a las personas que participaron en los grupos de discusión. Nos proporcionaron una visión de las necesidades de nuestras comunidades y de lo que es importante para la calidad de sus vidas.

Por último, nos gustaría dar las gracias a muchos socios de la comunidad que fueron fundamentales para animar a la comunidad a completar la encuesta o en la difusión y recogida de encuestas en el Condado de Saline.

Las escuelas públicas de Crete, las escuelas públicas de Wilber, Wilber Senior Care, la ciudad de Crete, Doane College y Hilltop Fitness Center.

Debido a que muchos grupos y organizaciones participaron en la difusión o recolección de la encuesta, nuestras disculpas a los que fueron omitidos inadvertidamente.

Tabla de contenido

Resumen ejecutivo	2
Introducción	6
Historia y contenido	6
Metodología	6
Encuesta de salud de la comunidad minoritaria	6
Descripción de los entrevistados.....	6
Vida en la comunidad.....	11
Seguridad en la comunidad	17
Inseguridad en alimentos	18
Salud	20
Transportación.....	26
Internet	28
COVID.....	31
COVID Vacuna.....	32
COVID Impacto	36
COVID Información.....	41
Grupos de enfoque	44
Salud en la comunidad	44
Barreras para el cuidado médico.....	45
Problemas de salud más comunes	46
Salud Mental	46
Cultura y salud mental.....	47
Información sobre salud.....	47
Desastres naturales	47
Distribución de la información	47
Comunicación	48
COVID-19	48
Apéndice A	50
Apéndice B	92

Resumen ejecutivo

Resultados principales

Comunidad

- La mayoría de los encuestados se sienten cómodos en el condado de Saline, especialmente cuando salen con la familia/amigos.
- El aspecto más común de los encuestados es que informaron que
- les gustaba vivir en el condado de Saline, por el ambiente tranquilo y calmado, mientras que algunos informaron que las peores partes eran el racismo / discriminación, la falta de actividades/programas, y la falta de infraestructura.
- Menos de un tercio considera que hay suficiente representación positiva de las personas de las comunidades minoritarias en los medios de comunicación locales.
- Algunos encuestados indicaron interés en tener más oportunidades para socializar, especialmente entre aquellos con una pequeña red de amigos.
- Los encuestados se sentían más cómodos con los servicios de educación y seguridad comunitarias que, con el transporte, el empleo/asesoramiento y otros servicios.
- Los servicios de salud fueron fue el servicio de salud público utilizado con más frecuencia con un 39% que informo haber utilizado estos servicios en el último año, mientras que un 38% indico que no ha utilizado ninguno de los servicios enumerados.
- Varios comentaron lo caro que es la atención médica y que los servicios de atención médica que enumeraron no están disponibles en el condado de Saline, el 16% informo que sería útil tener una clínica de atención médica gratuita o de bajo costo.
- Casi todos informaron sentirse seguros en sus vecindarios, tanto de día como de noche; sin embargo, uno de cada seis encuestados experimentó intimidación, acoso callejero o delitos basados en la raza, siendo un lugar público el más común para estos incidentes.
- Más de uno de cada cinco de los que informaron que necesitaban transporte para la atención médica, han tenido dificultades para encontrar transporte y el 59%

Descripción del proyecto

El departamento de Salud del Distrito Public Health Solutions (PHS) utilizó un Subsidio de Salud para las Minorías para implementar un enfoque de métodos mixtos, para comprender mejor la minoría local y sus necesidades en salud.

Un grupo de investigación independiente - Partners for Insightful Evaluation-fue contratado para para facilitar los grupos focales en Español y analizar la encuesta y los datos de los grupo focales

Los datos/información

Se administro la encuesta comunitaria a los residentes en el condado de Saline que forman parte de la comunidad comunitaria local entre febrero y marzo 2022. En total 529 personas participaron en la encuesta. Los datos fueron recolectados a través de una encuesta en línea; sin embargo, en muchos casos PHS utilizo el personal para entrevistar residentes y administrar la encuesta.

Se realizaron dos grupos de enfoque en Español con 6-8 miembros adultos de la comunidad en Crete, Nebraska. Los grupos de enfoque discutieron las barreras y las experiencias que tienen los miembros de la comunidad para acceder a atención médica y la información sobre la pandemia.

cree que brindar más opciones de transporte gratis o de bajo costo mejoraría los servicios de transporte.

- Un poco menos de uno de cada diez no dispone de conexión a internet, siento el costo del servicio el motivo principal.
- Un poco menos de una de cada diez familias reportaron que su estudiante no tiene acceso a un dispositivo de aprendizaje en casa.

Salud

- La mayoría (89%) creen que hay alimentos nutritivos disponibles en la comunidad; sin embargo, muchos señalaron que los alimentos nutritivos son costosos.
- Aproximadamente uno de cada cinco encuestados (19%) informo que una reducción en sus ingresos en el último año y esto los llevo a reducir o eliminar las comidas de su dieta.
- Si bien la gran mayoría (90%) califica su salud personal como saludable, solo el 55% califico de la misma manera la salud general de la comunidad (debido a que el 36% no estaba seguro). La principal condición de salud reportada por los encuestados fue Diabetes.
- Casi un tercio (29%) informo que no tiene seguro médico, y el 10% informo que elimino el seguro médico para ellos, su cónyuge, su hijo o un miembro de su familia en el último año, la mayoría de veces porque no podían pagar la prima del seguro de salud.
- Los participantes del grupo de enfoque informaron que el acceso a la atención médica con frecuencia está determinado por el estado del seguro, incluso aquellos con seguro todavía tiene barreras para recibir atención médica, como poder encontrar proveedores que acepten Medicaid, confusión sobre lo que está cubierto y dificultad para cubrir los copagos/deductibles
- Casi todos (94%) están satisfechos con la atención que recibe de su médico de atención primaria, y el 77% recibe su atención primaria en el Condado de Saline.
- Dos tercios (66%) siente que hay servicios de atención medica culturalmente apropiados disponibles en la comunidad y la mayoría (89%) siente que hay una interprete disponible si es necesario, al menos algunas veces.
- A pesar de que los encuestados sintieron que, en general, los servicios culturalmente apropiados estaban disponibles, los participantes de los grupos focales sintieron que cuando esos servicios no estaban disponibles, era una barrera importante. Específicamente el uso de un intérprete para la atención de salud mental crea una barrera adicional para obtener el tratamiento de salud mental
- Alrededor de una cuarta parte (26%) informo haber tenido problemas para pagar una factura médica (principalmente por visitas al médico), y muchos de ellos informaron que tuvo un gran impacto en ellos y/o su familia. Los encuestados de los grupos focales explicaron que esto era, incluso un problema para las personas con seguro médico ya que todavía tenía que cubrir los deducibles.
- Los encuestados informaban que confiaban en remedios caseros o medicamentos de venta libre y postergaban o posponía la atención medica/ dental debido al costo. Informaron que usaban Google, YouTube y las redes sociales para encontrar ideas de remedios caseros y de venta libre.

COVID-19

- Seis de cada diez encuestados informaron que ellos u otras personas en su hogar han experimentado síntomas del nuevo coronavirus (COVID-19), y un tercio informo que un amigo, familiar o amigo cercano falleció debido a COVID-19.
- **Un poco más de una cuarta parte están muy o moderadamente preocupados por contraer COVID-19**, y los encuestado vacunados tienen muchas más probabilidades de estar preocupados.
- **Cerca de tres cuartas partes (73%) de los encuestados informaron haber recibido una vacuna contra el COVID-19, y la gran mayoría informo que era algo o muy fácil de conseguir.**
- Se informó de una variedad de lugares para recibir la vacuna, y los encuestados informaron de una mayor preferencia por recibir la vacuna en un consultorio médico o en un hospital si se les daba la opción de hacerlo, pero se informó de una amplia gama de lugares. **Los encuestados de los grupos focales que recibieron la vacuna en el departamento de salud informaron que la experiencia fue positiva** y que se les dio la información que necesitaban para sentirse cómodos.
- **Casi uno de 6 (15%) trabaja en horario reducido y el 12% perdió su trabajo** desde que comenzó la pandemia de COVID-19. Los encuestados de los grupos focales también señalaron que perder un trabajo o reducir las horas llevó a algunas personas de la comunidad **a perder su seguro médico.**
- **Durante la pandemia del Covid-19, el impacto más común entre los encuestados, fue sentirse estresado/no poder relajarse**, esto fue informado por el 41%.
- La capacidad para acceder a la atención médica, incluyendo el cuidado de salud mental, fueron los servicios más afectados por la pandemia, **y más de la mitad indicó que la pandemia afecto su capacidad para acceder a estos servicios.**
- **Más de un tercio (36%) siente una mayor necesidad de asistencia con servicios de salud mental** en su vecindario debido al COVID. Si bien los participantes de los grupos focales informaron que apoyan un mayor acceso a la salud mental en la comunidad, reconocieron que existe un gran estigma en torno a obtener los servicios de salud mental y que algunas personas todavía piensan que es una pérdida de tiempo y dinero.
- **Dos tercios (66%) siente que está recibiendo suficiente información sobre las vacunas contra el COVID-19**, siendo significativamente más probable que las personas vacunadas se sientan así.
- Las fuentes de información más confiables sobre las vacunas de COVID-19 fueron los Centros para el Control de Enfermedades, los sitios web del sistema hospitalario y familiares/amigos, mientras que las fuentes de información más comunes sobre el Coronavirus/COVID-19 fueron familiares/amigos, redes sociales, y noticias de televisión por cable.
- Entre la información recibida por el departamento de salud local, la información sobre las vacunas fue la que se informó con mayor frecuencia, seguida de la información de las pruebas.
- Casi uno de cada seis (15%) informó que alguien en su hogar tiene dificultades para entender inglés, **lo que representó una barrera para la comunicación efectiva** durante la pandemia.
- Los participantes de los grupos de enfoque, en general sintieron que **Public Health Solutions hizo un buen trabajo con la comunidad en proveer información sobre el COVID y la vacuna.**

Recomendaciones

1. Encuentre las oportunidades para resaltar las minorías raciales y étnicas de manera positiva como parte de las noticias y otros medios locales.
2. Utilizar las redes sociales para incrementar el conocimiento sobre las actividades y eventos.
3. Aumentar la disponibilidad de programas de distribución de alimentos e información sobre los mismos. Información sobre la alimentación saludable, para apoyar a las familias que enfrentan desafíos debido a los altos precios de los alimentos y la reducción de ingresos.
4. Brindar oportunidades de socialización y recreación que sean seguras y accesibles para múltiples grupos de edad, independientemente el nivel de ingreso.
5. Brindar más opciones de transporte gratuito o de bajo costo para mejorar el acceso al cuidado médico, lo que incluye brindar transporte para los miembros de la comunidad a especialistas en Lincoln y Omaha y/o brindar estos servicios a través de telesalud o clínicas locales.
6. Ofrecer opciones de cuidados médicos, medicamentos, cuidado dental y servicios de salud para la mujer gratuitos o de bajo costos (ej. Mamografías). Un programa modelo potencial es algo similar a la Clinic with a Heart, pero disponible localmente para reducir las barreras de transporte.
7. Educar a los que tienen seguro sobre sus opciones de cómo utilizarlo adecuadamente. A los que no tienen seguro, educarlos sobre las opciones de cómo obtener atención que puedan pagar.
8. Aumentar la disponibilidad de servicios de salud mental que se presten en la lengua materna del cliente para evitar la necesidad de un intérprete. Si eso no es una opción, garantizar que los servicios de interpretación estén fácilmente disponibles para las citas de salud mental, y crear un entorno de confianza.
9. Educar al público sobre la salud mental, incluyendo las definiciones de los trastornos más comunes, conocer las señales cuando alguien necesita servicios de salud mental y los beneficios de los servicios de salud mental.
10. Trabajar con las escuelas para garantizar que todos los estudiantes tengan acceso a Internet y un dispositivo en casa.
11. Compartir información sobre el COVID-19, los desastres naturales y otros problemas de salud de la comunidad en una variedad de idiomas, y difundir la información de una manera ampliamente disponible, incluyendo a través de las mochilas de los niños en la escuela, en las iglesias, a través del correo / correo electrónico, y en las redes sociales.

Introducción

Historia y propósito

El Departamento de Salud del Distrito Public Health Solutions (PHS) recopiló datos de los miembros de las comunidades de los diferentes grupos étnicos/raciales, personas de color y grupos subrepresentados (minorías) del condado de Saline como parte de la Subvención de Salud Minoritaria de Public Health Solutions. Se contrató a un grupo de investigación independiente, Partners for Insightful Evaluation, para que facilitara los grupos de discusión en español y analizara los datos de la encuesta y de los grupos de discusión.

El método

Se utilizó un enfoque de métodos mixtos, que proporcionó datos cuantitativos y cualitativos. Entre febrero y marzo de 2022 se realizó una encuesta comunitaria a los residentes del condado de Saline que formaban parte de la comunidad étnica minoritaria local. En total, 529 personas participaron en la encuesta. Los datos se recogieron a través de una encuesta en línea; sin embargo, PHS utilizó personal para entrevistar a los residentes para administrar la encuesta en muchos casos, lo cual fue un componente esencial, ya que la encuesta era relativamente larga.

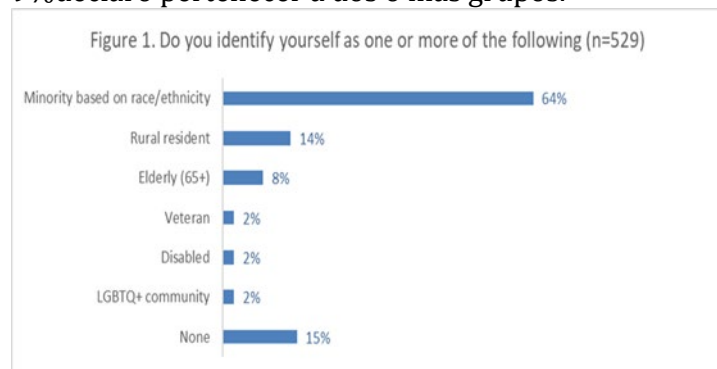
Además de la encuesta, se realizaron dos grupos de discusión con 6-8 personas en el PHS de Crete, Nebraska. Los grupos focales incluyeron a miembros de la comunidad de todas las edades, todos mayores de 19 años. Los grupos focales se realizaron en español y se tradujeron al inglés para su análisis. Los grupos de enfoque fueron administrados para ayudar a PHS a aprender más sobre las barreras y experiencias que los miembros de la comunidad tienen con el acceso a la salud y la información.

El valor por defecto de los gráficos es un eje de 0-100%; sin embargo, en algunos casos se muestran ejes alternativos para resaltar diferencias menores. Siempre que se utiliza un eje alternativo, se proporciona esta información; si no se muestra ningún eje en la figura, se utiliza un eje de 0-100%.

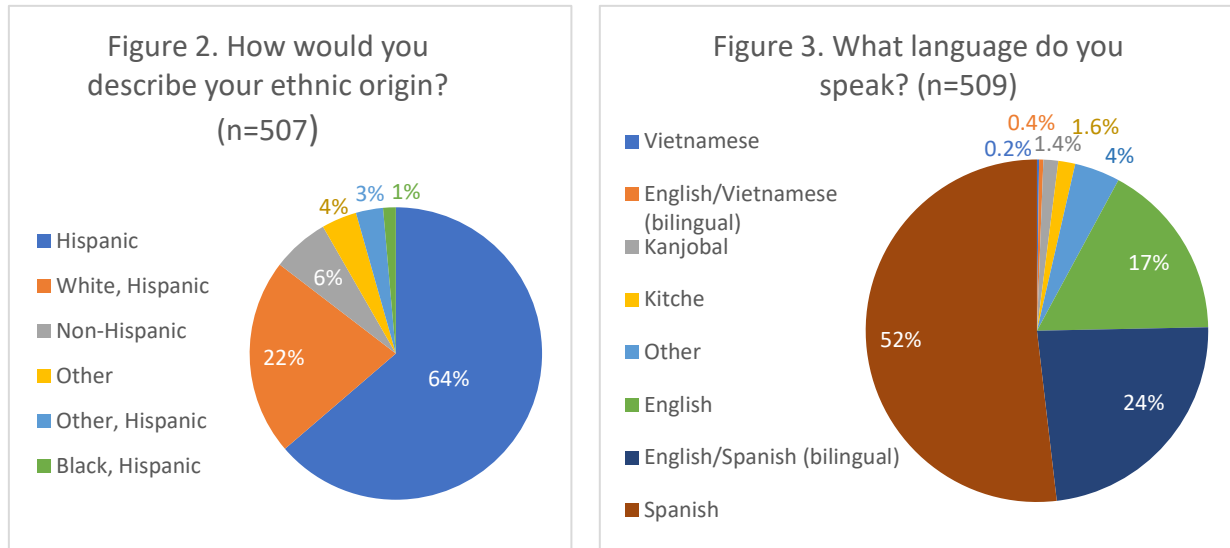
Encuesta comunitaria sobre la salud de las minorías

Descripción de los entrevistados

Un total de 529 personas participaron en la encuesta. Entre ellas, casi dos tercios (64%) se identificaron como minoría por su raza/etnia (Figura 1). Además, algunos encuestados también se identificaron con otros grupos, mientras que el 15% declaró no pertenecer a ninguno de los grupos mencionados. Aunque la mayoría de los encuestados sólo seleccionó un grupo, el 9% declaró pertenecer a dos o más grupos.

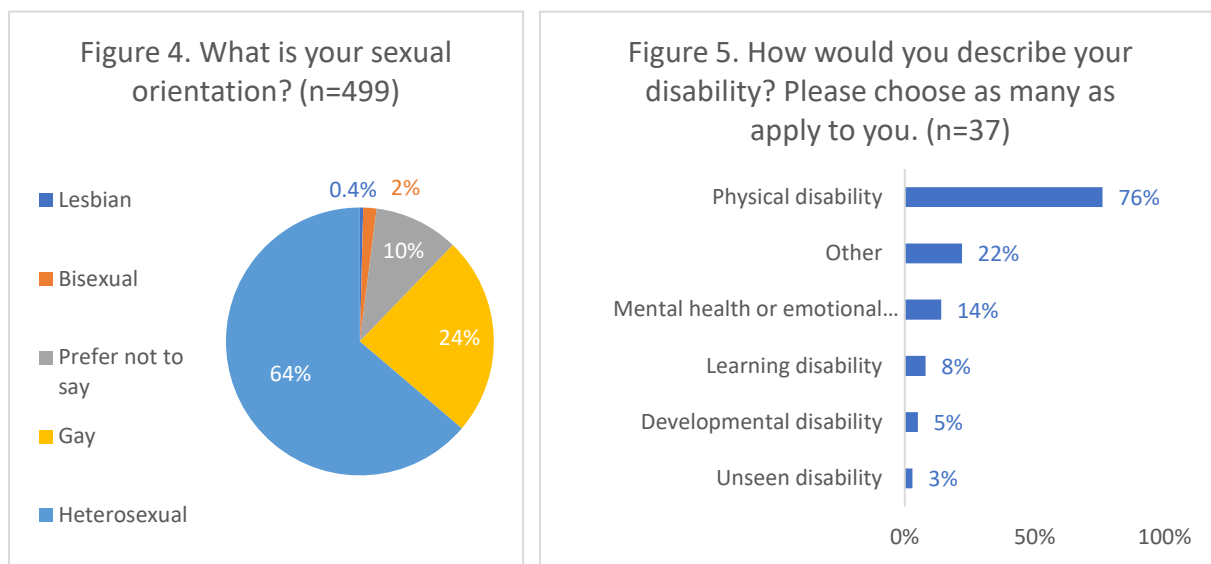


Nearly two-thirds (63%) of those participating in the survey described their ethnic origin as Hispanic, while nearly one-quarter (22%) described their ethnic origin as White-Hispanic



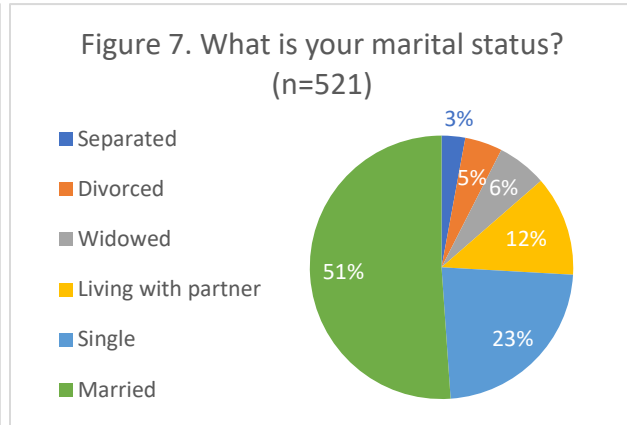
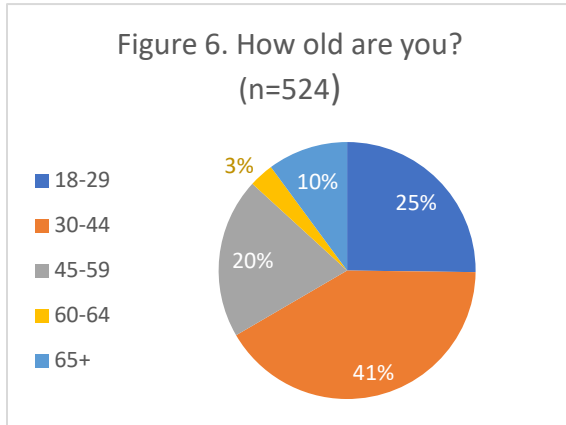
(Figure 2). Over half (52%) reported Spanish as the language they speak, with an additional 24% speaking both English and Spanish (Figure 3). Other languages included Arabic, Italiano, Korean, Lao, and Portuguese.

Figure 4 shows that nearly one quarter (24%) of those surveyed reported their sexual orientation as gay (it is also worth noting that 10% preferred not to disclose this information). With regard to disability status, 7% of respondents considered themselves to have a disability.



Among those with a disability, a physical disability was most often reported (Figure 5). Other disabilities specified by respondents included ADHD, chronic health condition, COPD, fibromyalgia, and sight.

Over half (69%) were female, and as Figure 6 shows, the majority (66%) were under the age of 45. Slightly over half (51%) were married, while nearly one-quarter (23%) were single (Figure 7).



The majority of respondents (61%) live in a one-family house detached from other houses; however, other types of family homes were also reported (Figure 8). Figure 9 shows that the survey included respondents representing a variety of incomes ranging from less than \$5,000/year to \$50,000 or more.

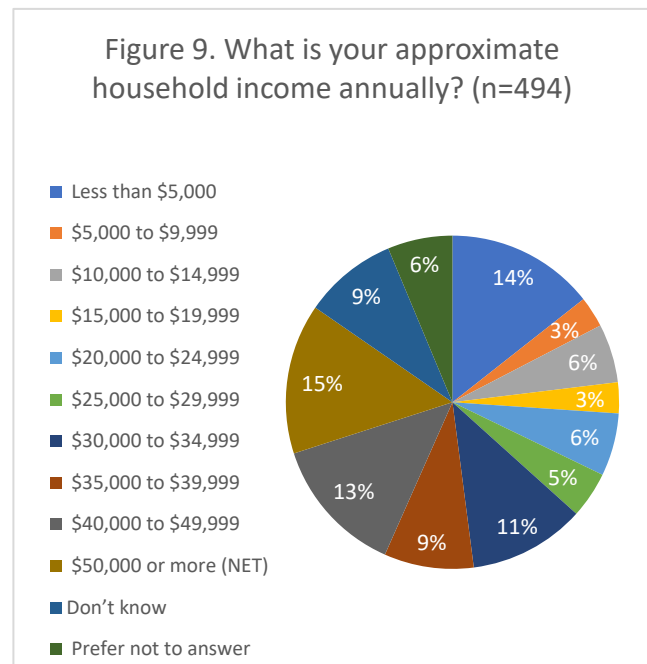
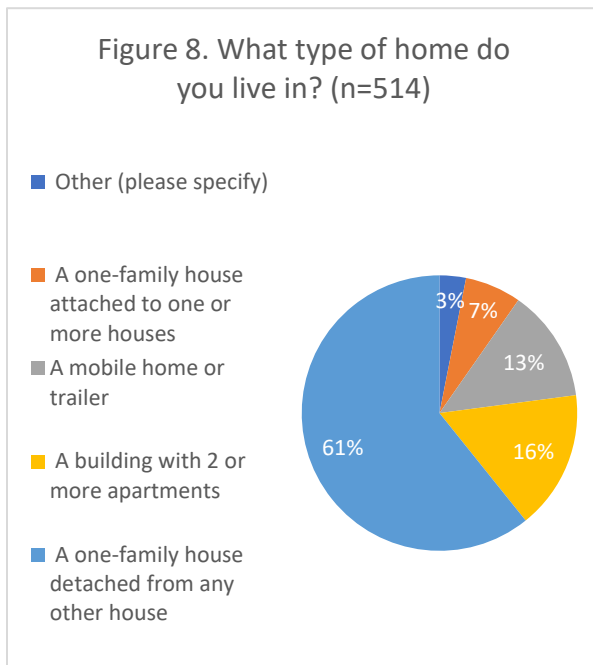
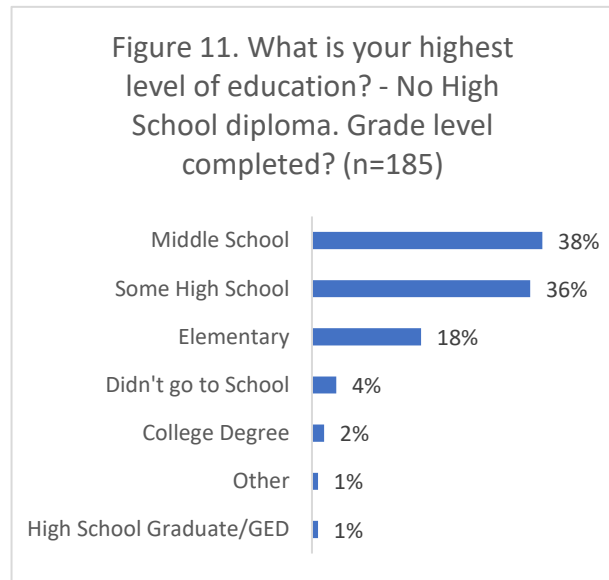
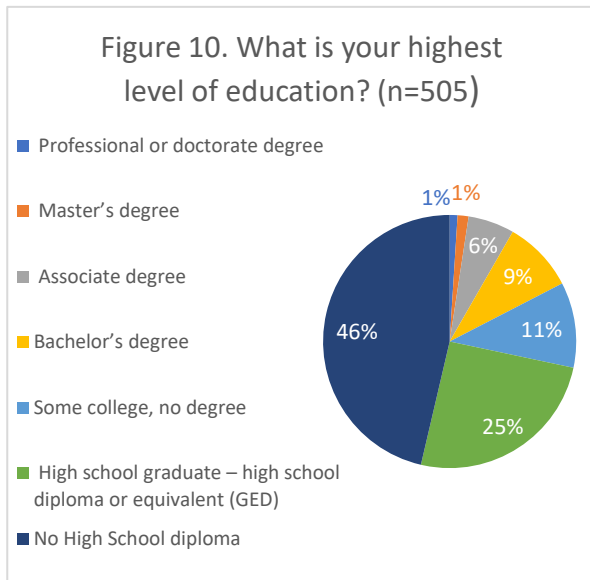
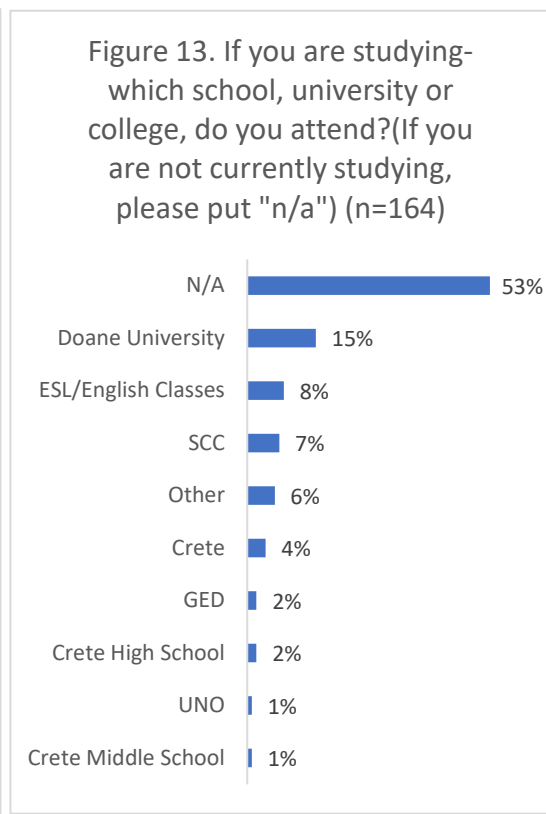
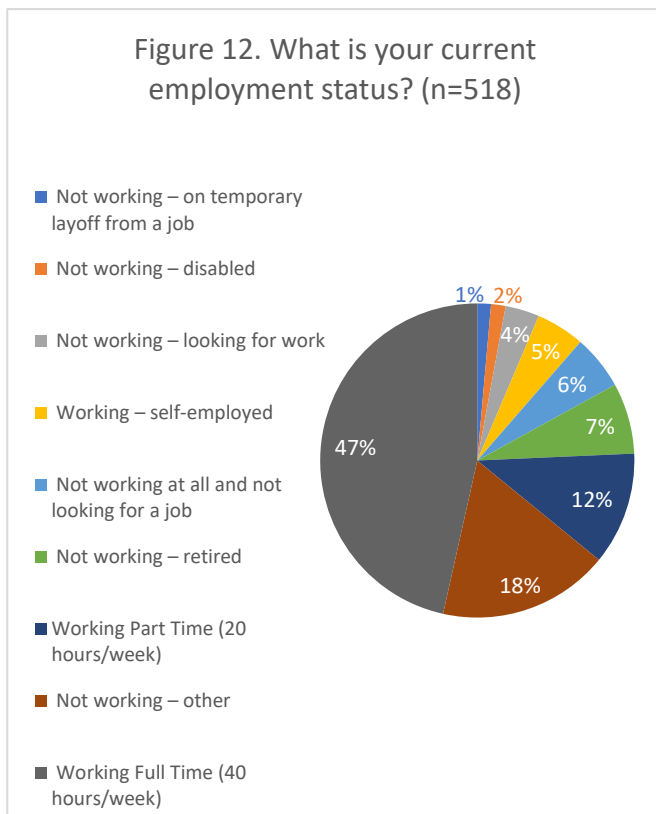


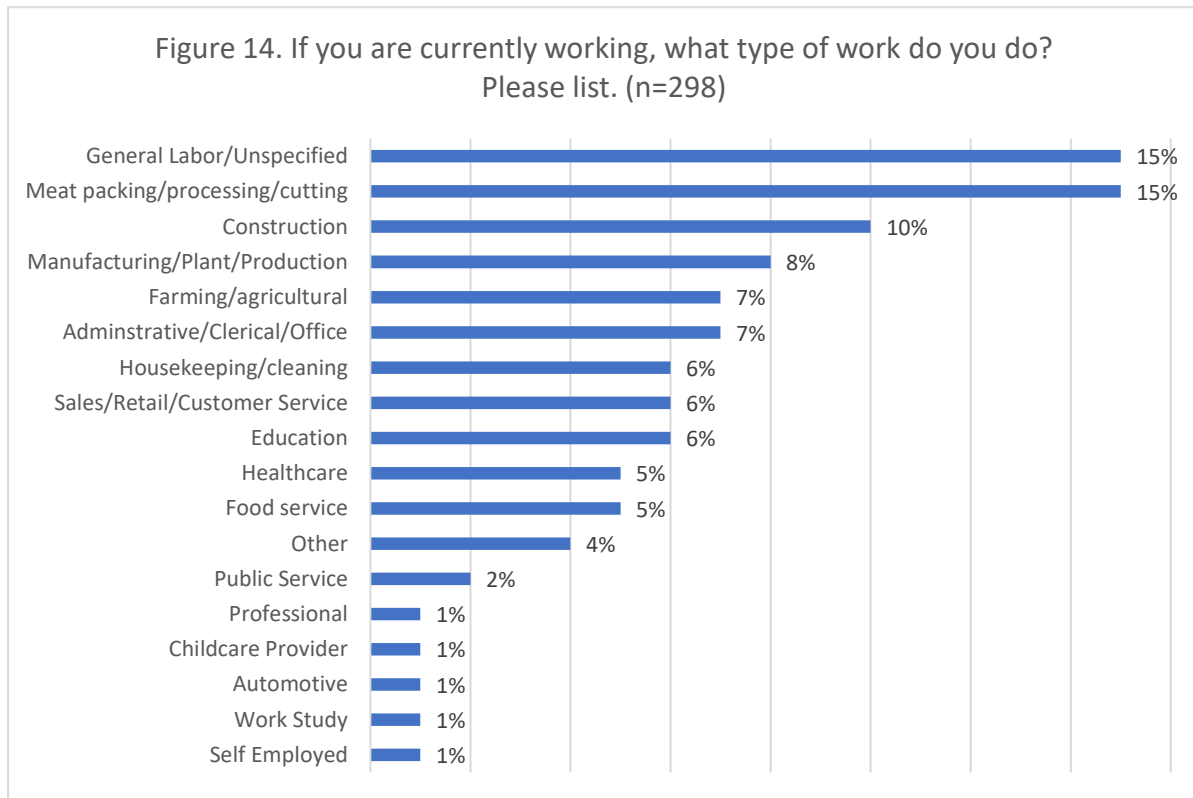
Figure 10 shows that nearly half (46%) do not have a high school diploma, while an additional one-quarter reported their highest level of education was a high school diploma or equivalent (GED). Of those without a high school diploma, more than one-third (38%) completed some middle school followed by 36% finishing some high school (Figure 11).



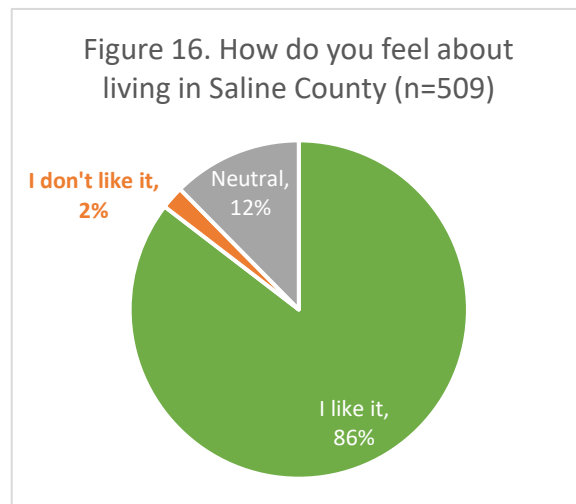
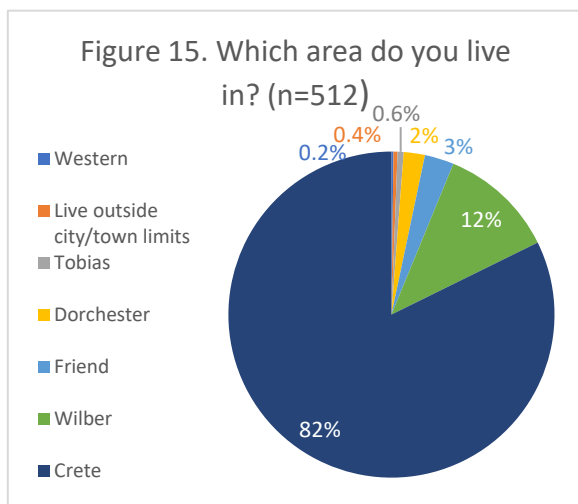
Nearly half (47%) of respondents reported working full-time, with an additional 12% working part-time (Figure 12). Among those attending school, Doane University was most often reported, followed by ESL/English classes (Figure 13).



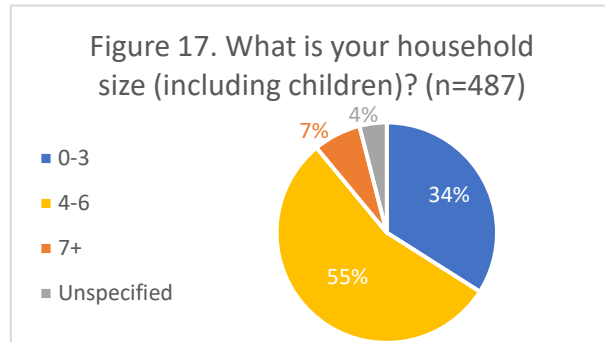
Of those who are currently working, the two most popular industries were General Labor and Meat Packing/Processing/Cutting (Figure 14). Appendix A provides a detailed list of job responses.



The vast majority (82%) of respondents live in Crete, with another 12% living in Wilber (Figure 15). As Figure 16 shows, most (86%) like living in Saline County.

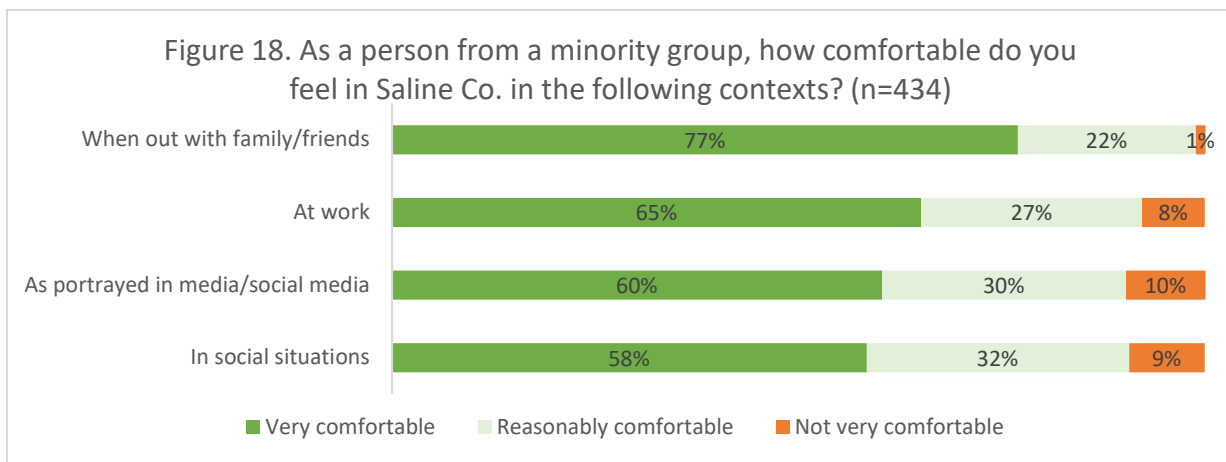


Over half (55%) reported a household size between 4-6 people, with about one-third (34%) living in households of less than four people (Figure 17).

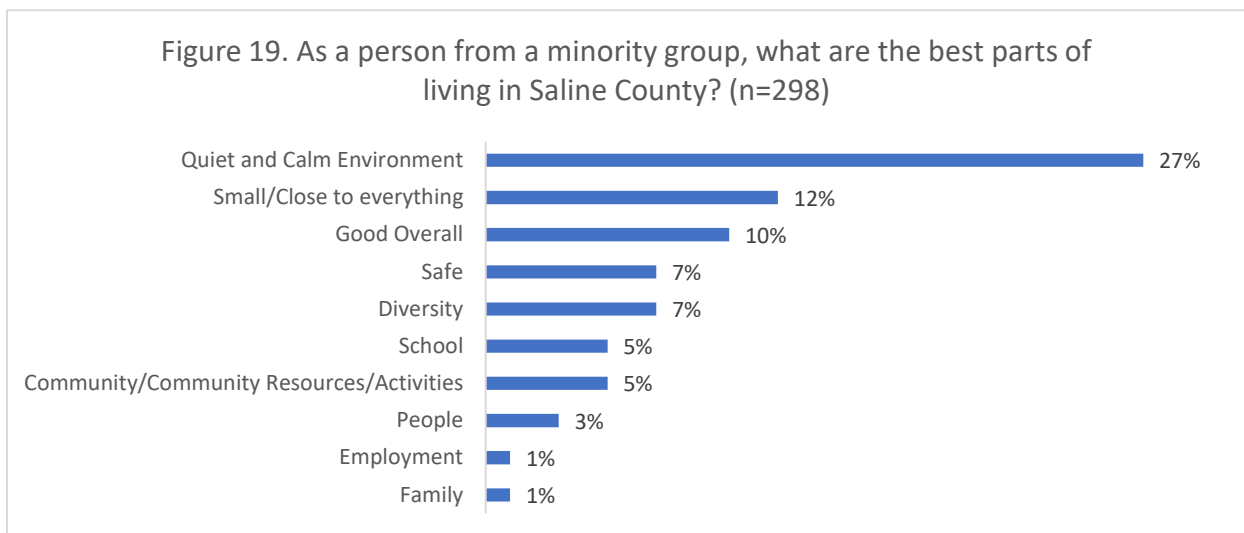


Community Life

Respondents generally reported feeling comfortable in most contexts in Saline County, feeling most comfortable when out with family/friends (Figure 18).



Responses regarding the best and worst parts of living in Saline County as a person from a minority group were coded into common themes. Slightly over one-quarter (27%) of those who answered the question reported liking the quiet and calm environment (Figure 19). Other common aspects of the community that were reported as positive aspects were that it is small and close to everything, it is overall good, that is safe, and diverse. For a full list of comments see Appendix A.



Of those reporting the worst part of living in Saline County, about 5% felt Racism/Discrimination is the worst part of living in Saline County, with 4% reporting a lack of activities/programs and a lack of or outdated infrastructure (Figure 20). For a full list of comments see Appendix A.

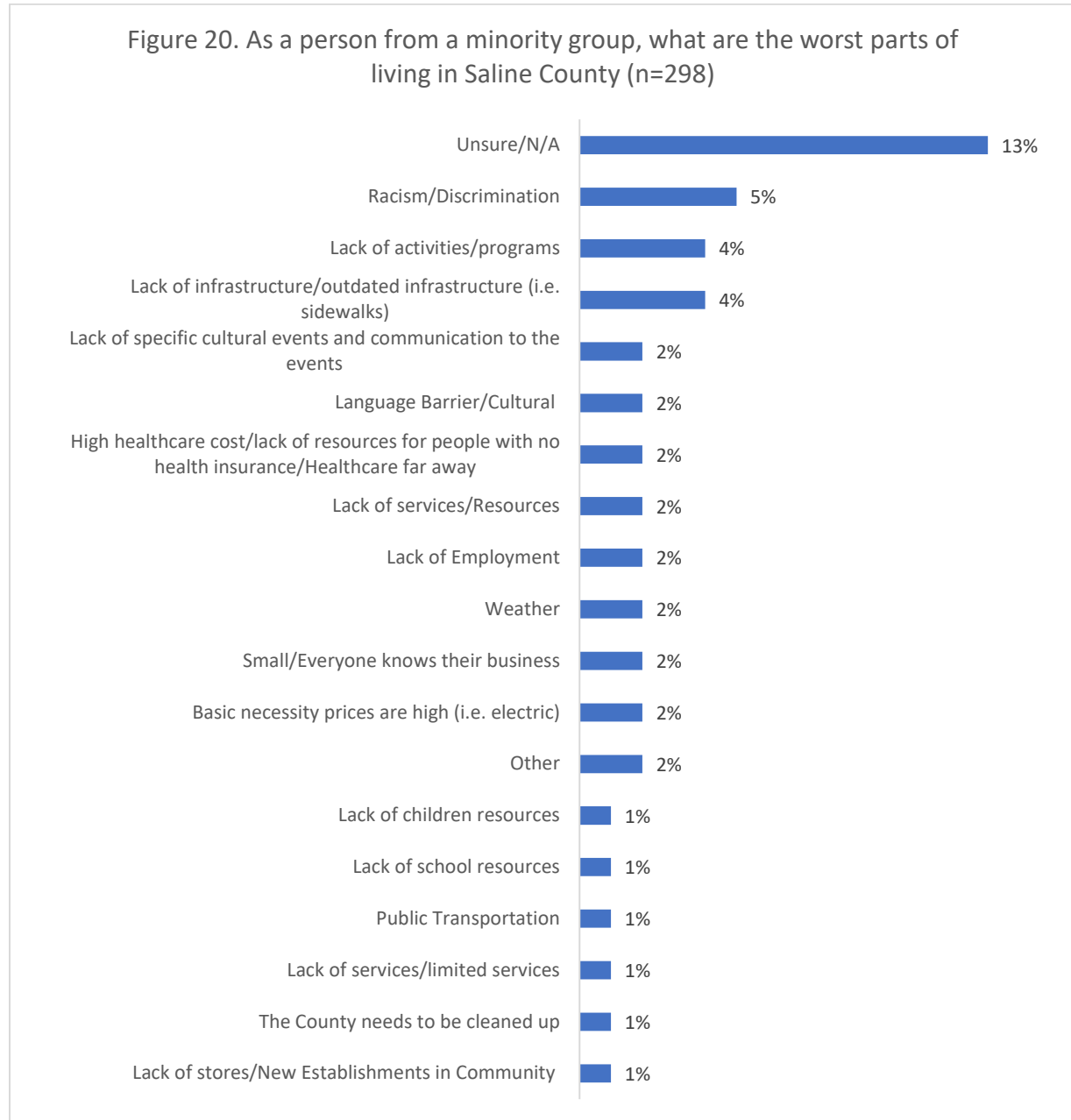
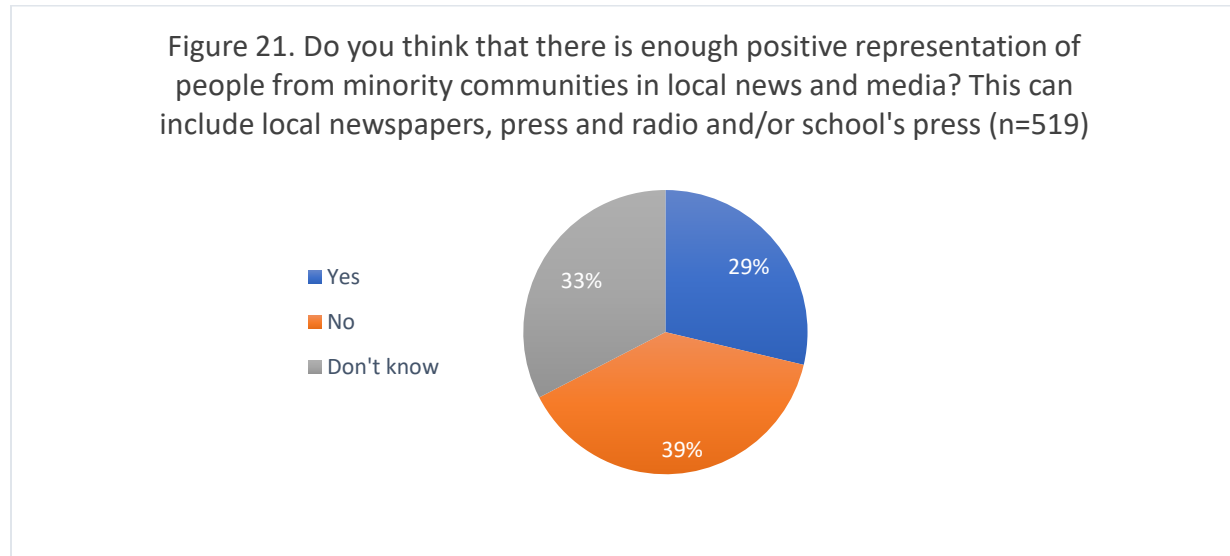
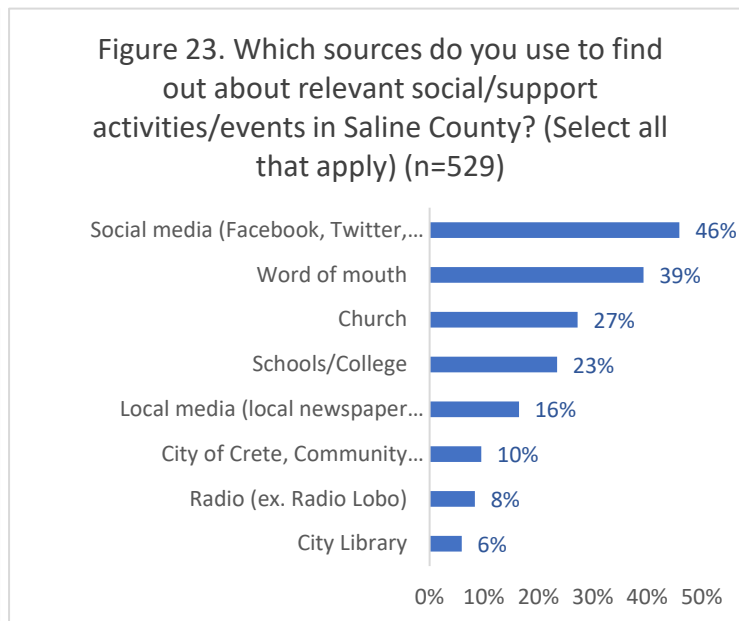
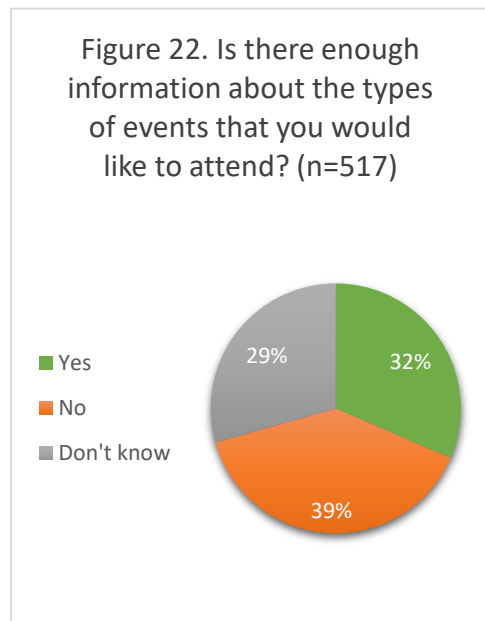


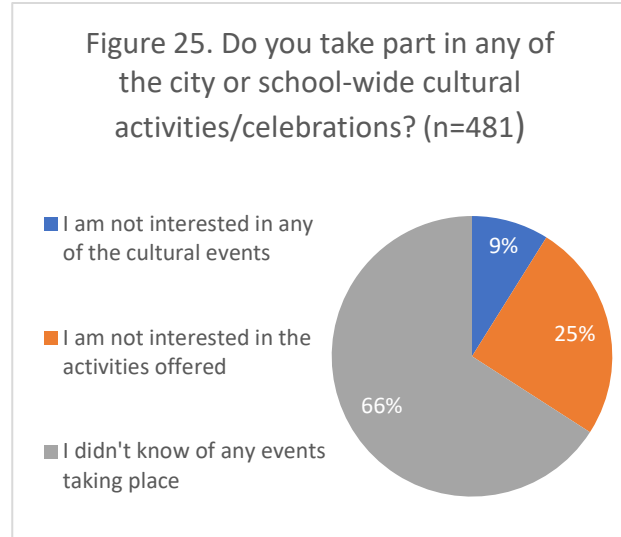
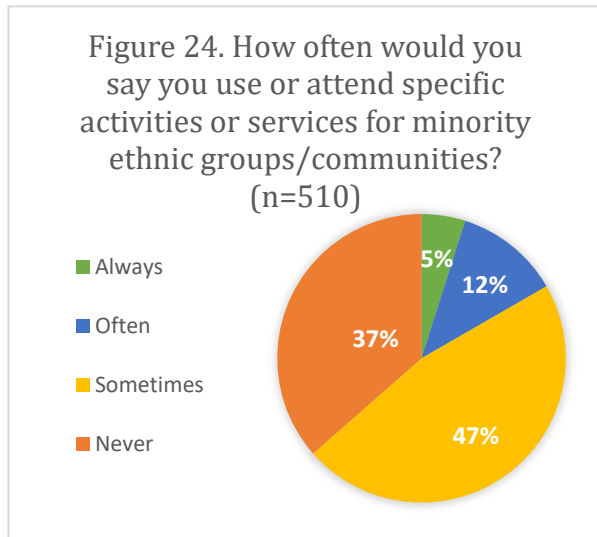
Figure 21 shows that opinions were divided regarding the positive representation of people from minority communities in local news and media, with less than one-third (29%) feeling there was enough, while 39% did not feel there is enough positive representation (the remaining one-third did not know).



About one-third of respondents feel there is enough information about the types of events they would like to attend; however, 39% do not feel there is enough information (Figure 22). Respondents most often find out about activities/events through social media and word of mouth, followed by church, schools, and local media (Figure 23).



While over one-third (37%) reported never attending specific activities or services for minority ethnic groups/communities, 17% reported attending always or often (Figure 24). The lack of frequent attendance may be due to a lack of knowledge of such events, as Figure 25 shows that two-thirds reported being unaware of city or school-wide cultural activities/celebrations; however, it should be noted that the response options offered for this question did not allow respondents to indicate that they DO attend.



Responses from those who provided reasons that might prevent them from taking part in activities/events were coded into common themes. Over one-third (37%) reported having a busy schedule or a lack of time as a reason (Figure 26). The next most common reason reported was a lack of communication about events, which was reported by 19%.

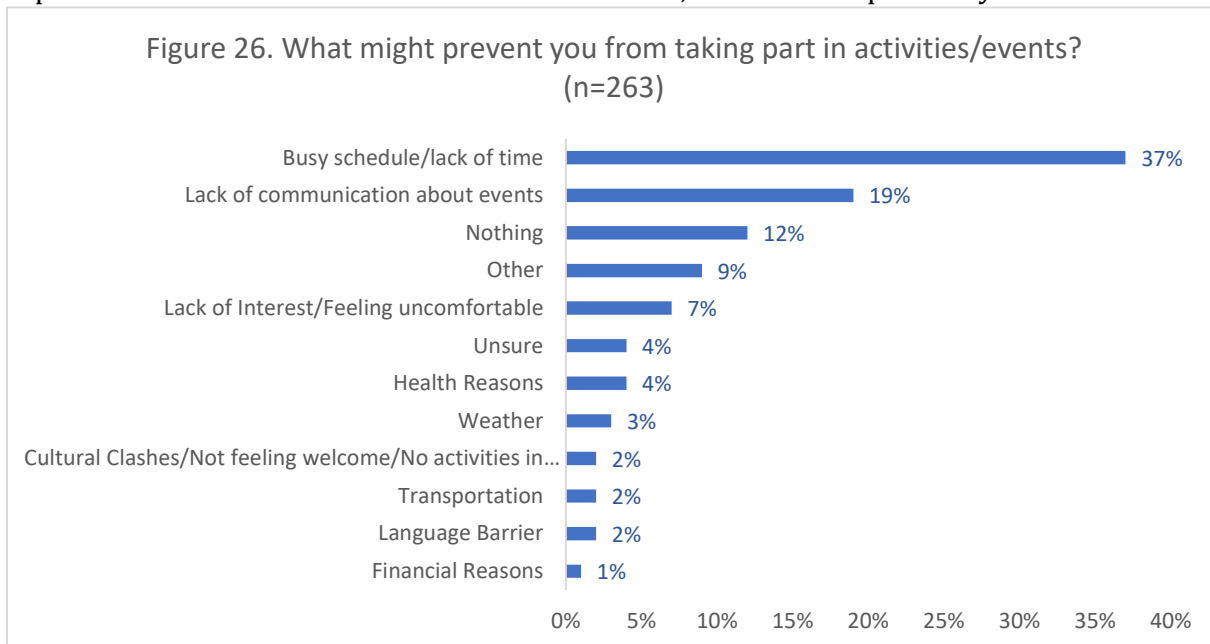
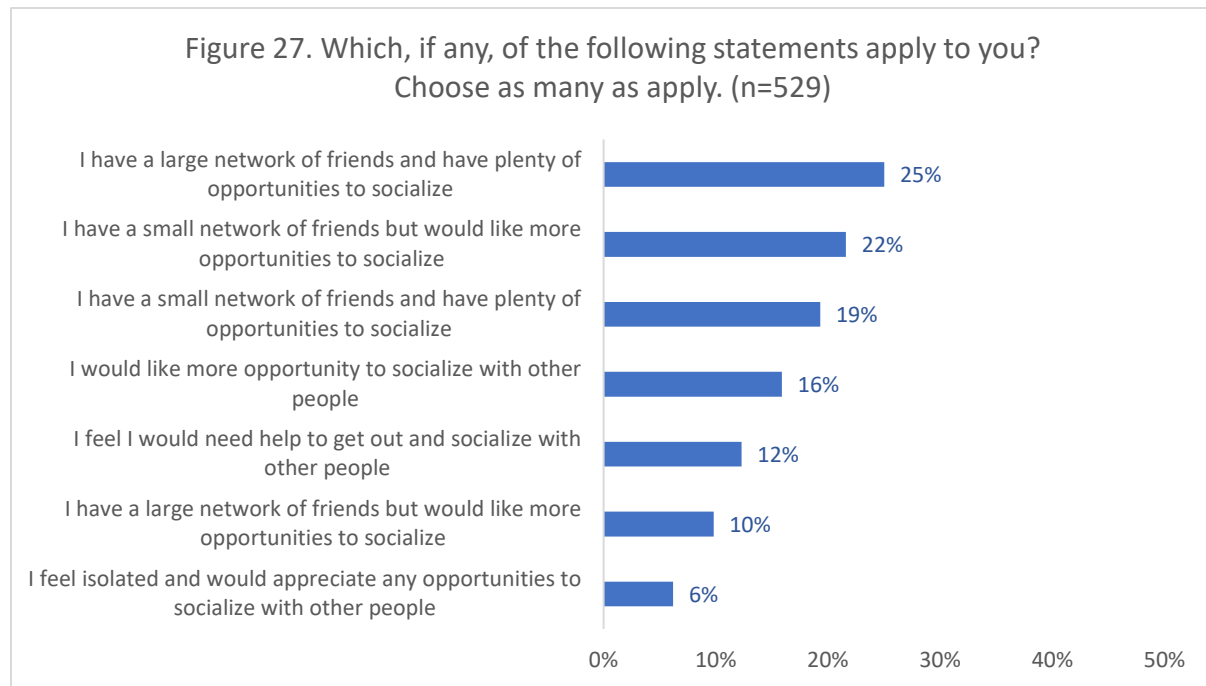


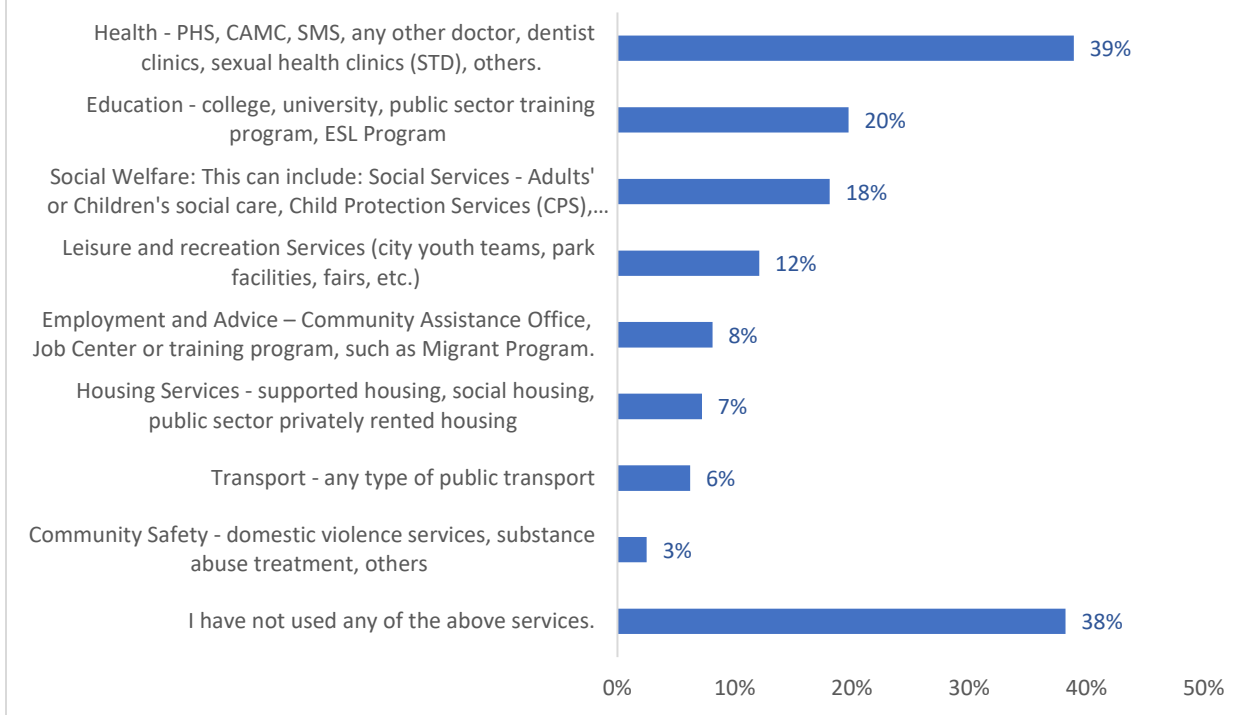
Figure 27 shows that those with a large network of friends tend to feel they have plenty of opportunities to socialize, but those with a small network of friends are more divided, with a notable proportion indicating they would like more opportunities to socialize. In addition, several respondents indicated in general they would like more opportunities to socialize with other people, and 12% reported they would need help to get out and socialize with others.



The most common public services used in the past year from the services listed were health services, followed by education and social welfare (Figure 28). Nearly four out of ten (38%) reported not using any of the listed services. In addition to the services listed, other comments provided about services used showed a desire for more recreation options, a need for improved transportation services/roads, more work opportunities, more grocery stores, and more psychologists at the schools, as well as a listing of services used, including the library, Blue River, EBT, nursing home, and church services. Respondents also provided comments about public services, with many responded favorably; however, several noted a desire for additional services, with some specifically identifying a need for more public transportation and others noting a need for sports facilities. Appendix A provides a full listing of the comments to both of these questions.

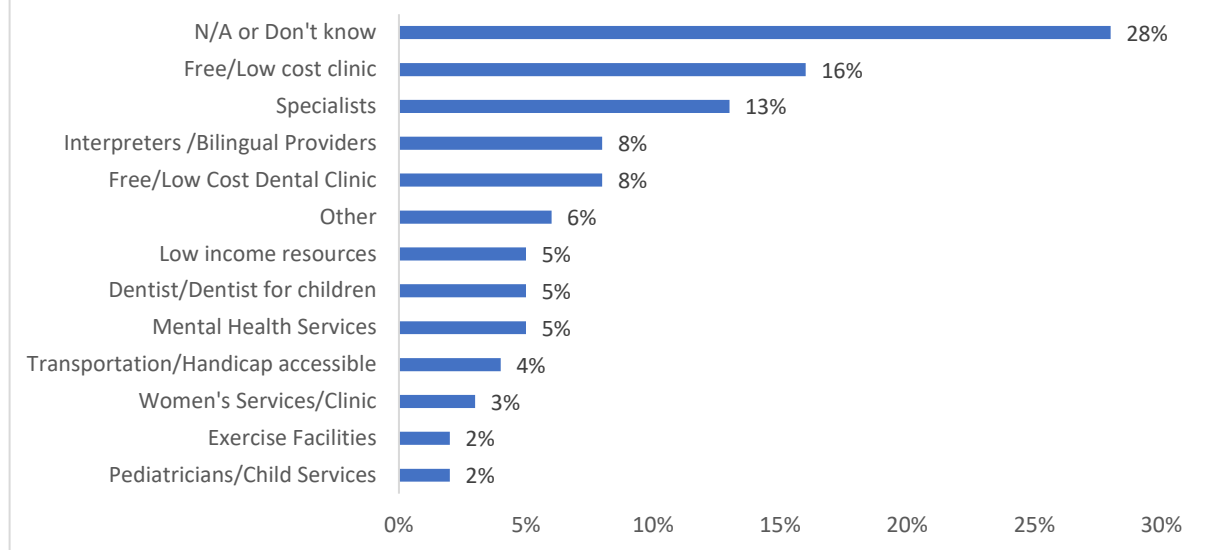
“Everything is good with services they are close.”

Figure 28. In the past year, have you used any of the following services?
Choose all that apply to you. (n=529)

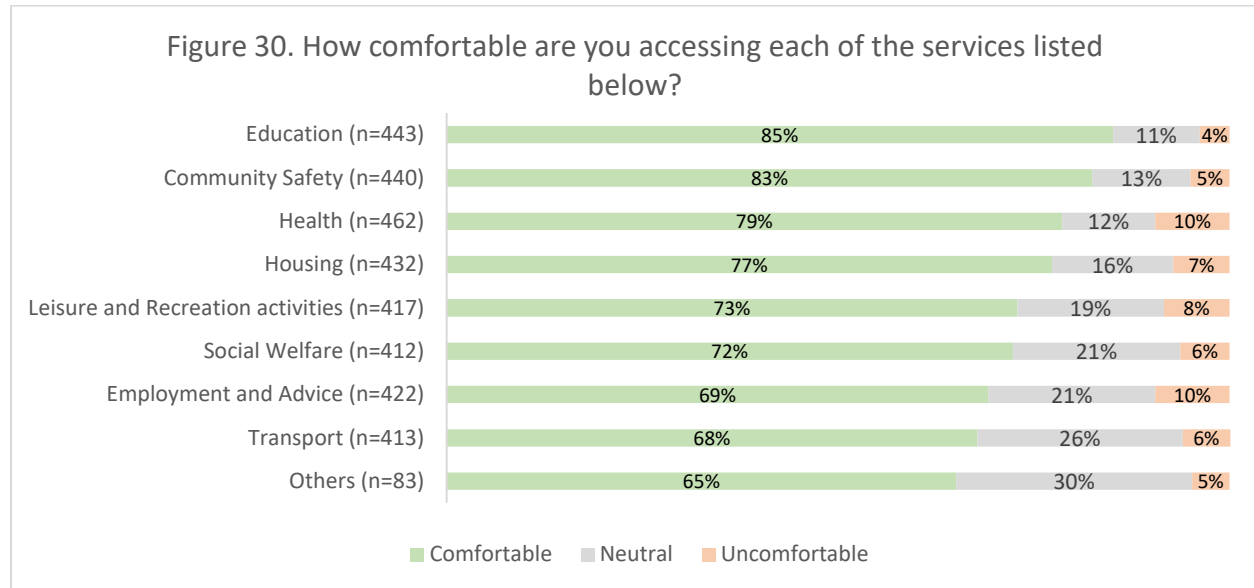


Of those who listed healthcare services not available in Saline County, 16% reported that it would be helpful to have a free/low-cost healthcare clinic (Figure 29). Other services requested by 8% or more were specialists, interpreters/bilingual providers, and a free/low-cost dental clinic. For a full list of responses see Appendix A.

Figure 29. Please list healthcare services not available in Saline County that would be helpful to you and/or your family. (n=100)



When asked how comfortable respondents were in using these services, the majority were comfortable with all of the services, reporting the most comfort with education and community safety, and least comfortable with transport, employment/advice services, and other services (Figure 30).

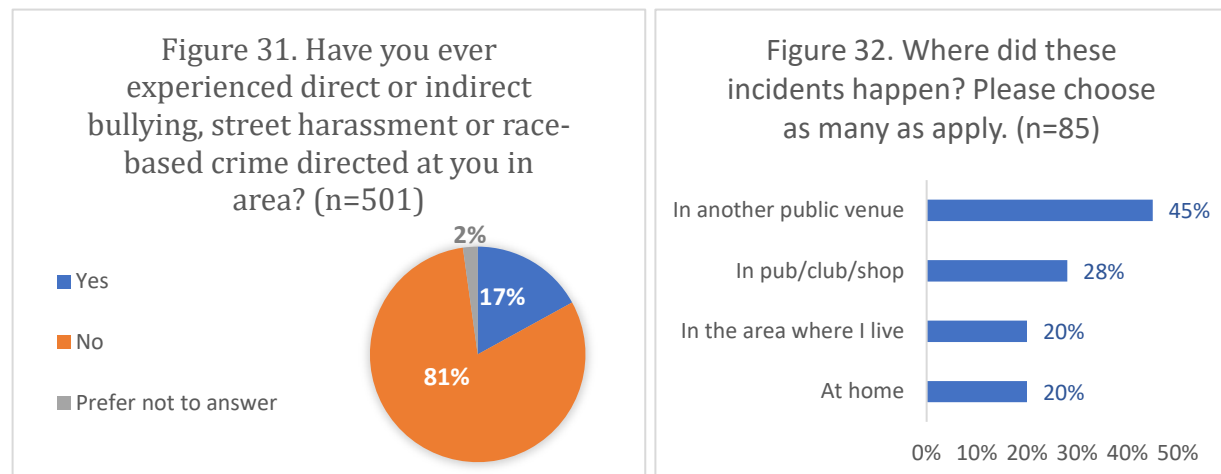


Overall comments about healthcare primarily revolved around how expensive health care is, with some describing a need for more free medical care. However, some described positive aspects of health care, including that it is good and that translators are offered at the hospital. Appendix A includes a comprehensive list of these comments.

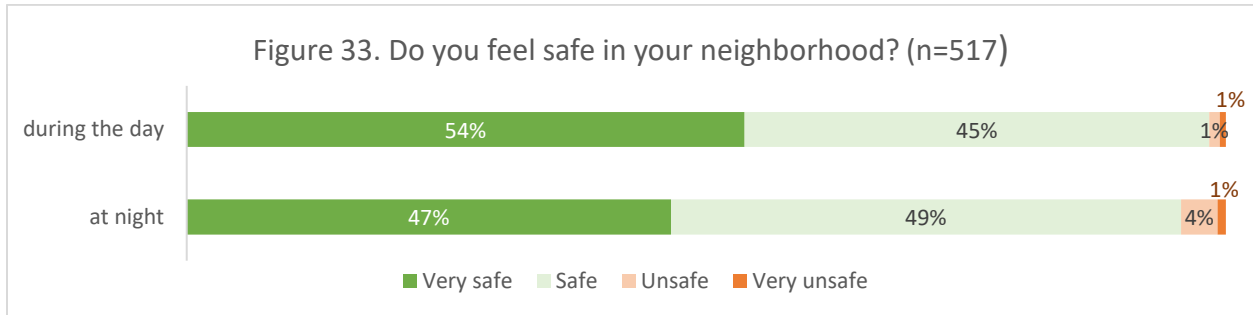
“Medical services are expensive and I only go when its necessary for my children.”

Community Safety

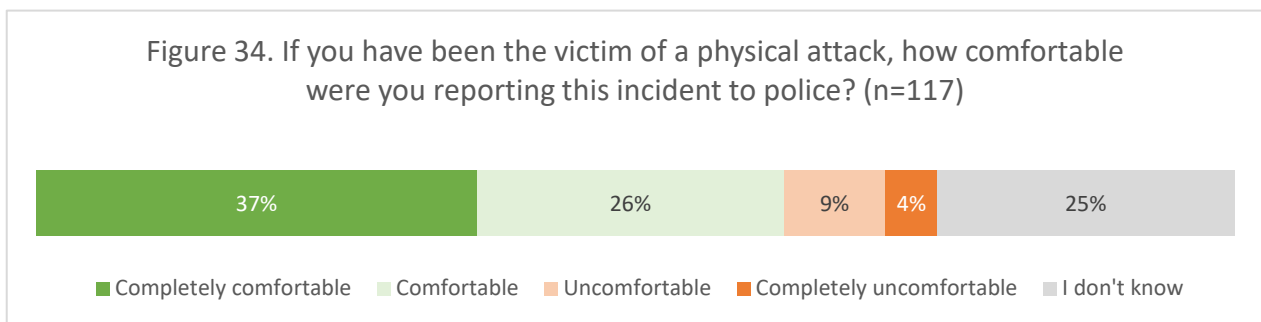
Figure 31 shows that 17% experienced bullying, street harassment or race-based crime. Among those who reported having this experience, the most common location was in another public venue, followed by in a pub/club/shop (Figure 32).



As Figure 33 shows, nearly all respondents feel safe in their neighborhoods, both during the day and at night.



Only 17 respondents (3% of those participating in the survey) reported being a victim of a physical attack due to their race or religion in Saline County; however, more respondents answered the follow-up question about their comfort level in reporting the incident to the police, so it is unclear if this rate is underreported in the results. Among the 117 respondents who answered the follow-up question about being a victim of a physical attack, nearly two-thirds (63%) reported feeling either comfortable or completely comfortable in reporting the incident to police (Figure 34). Additional comments about community safety suggest that many feel safe in their community, while others added comments about police, feeling a need for more lights or other aspects needed to feel safe. The full list of comments is provided in Appendix A.



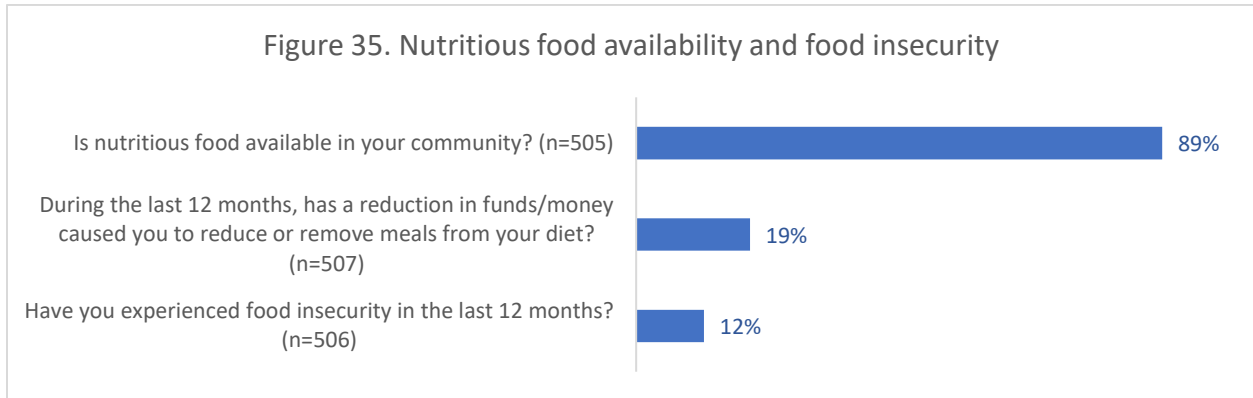
Additional comments about community safety show that overall, most respondents feel safe, with nearly half of the open-ended comments referencing that sentiment. The comments regarding police were mixed, with some reporting them positively, and others reporting a lack of trust and need for more surveillance. While most comments noted a sense of feeling safe, some respondents commented that they do not feel safe, especially late at night. See Appendix A for the full listing of comments.

"I feel comfortable with the safety."

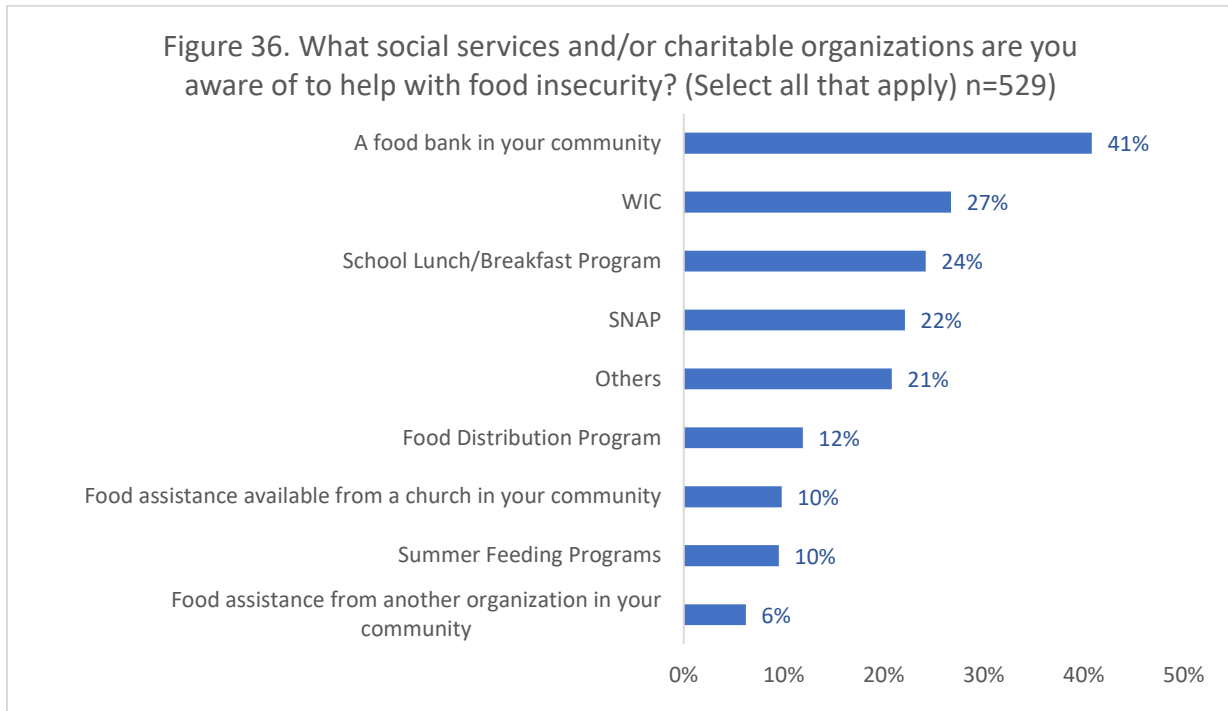
Food Insecurity

The vast majority (89%) of respondents feel nutritious food is available in the community; however, a reduction in funds/money has caused 19% to reduce or remove meals from their diet and 12% reported food insecurity in the past year (Figure 35). Over one-third (36%) of those who provided additional comments about food insecurity referenced the high price of

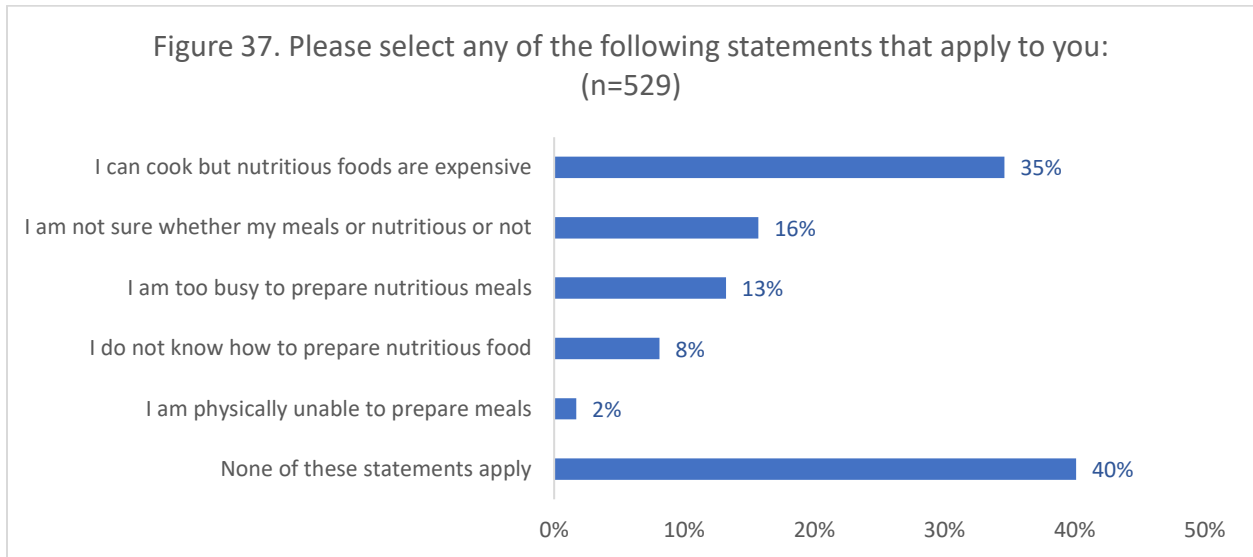
foods, while others requested more food distribution programs and information about them, more information on eating healthy. The full list of comments is available in Appendix A.



Food banks were the most common organization respondents were aware of that help with food insecurity (Figure 36).

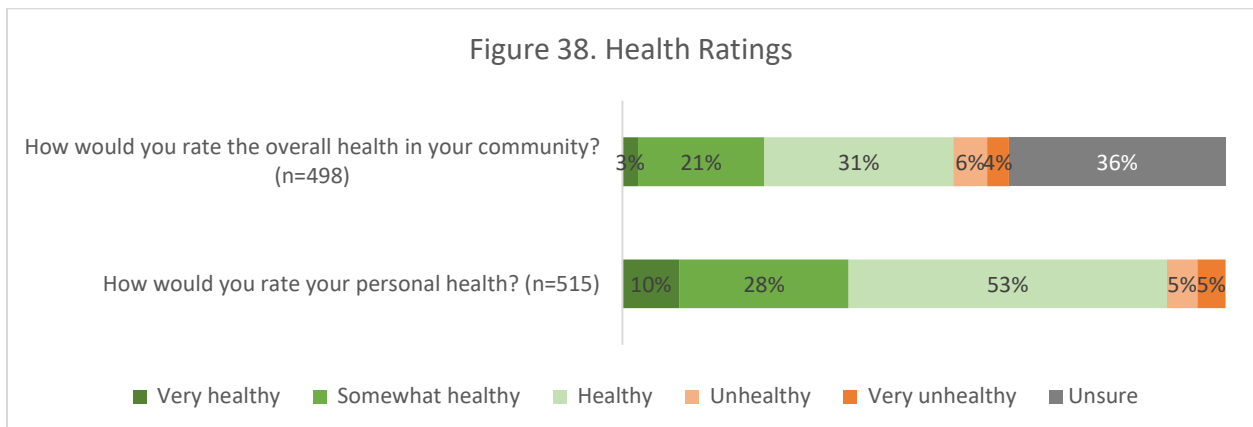


In better understanding barriers to nutritious meal consumption, of the statements provided, the most common statement with which respondents identified was related to the expense of nutritious foods (Figure 37).

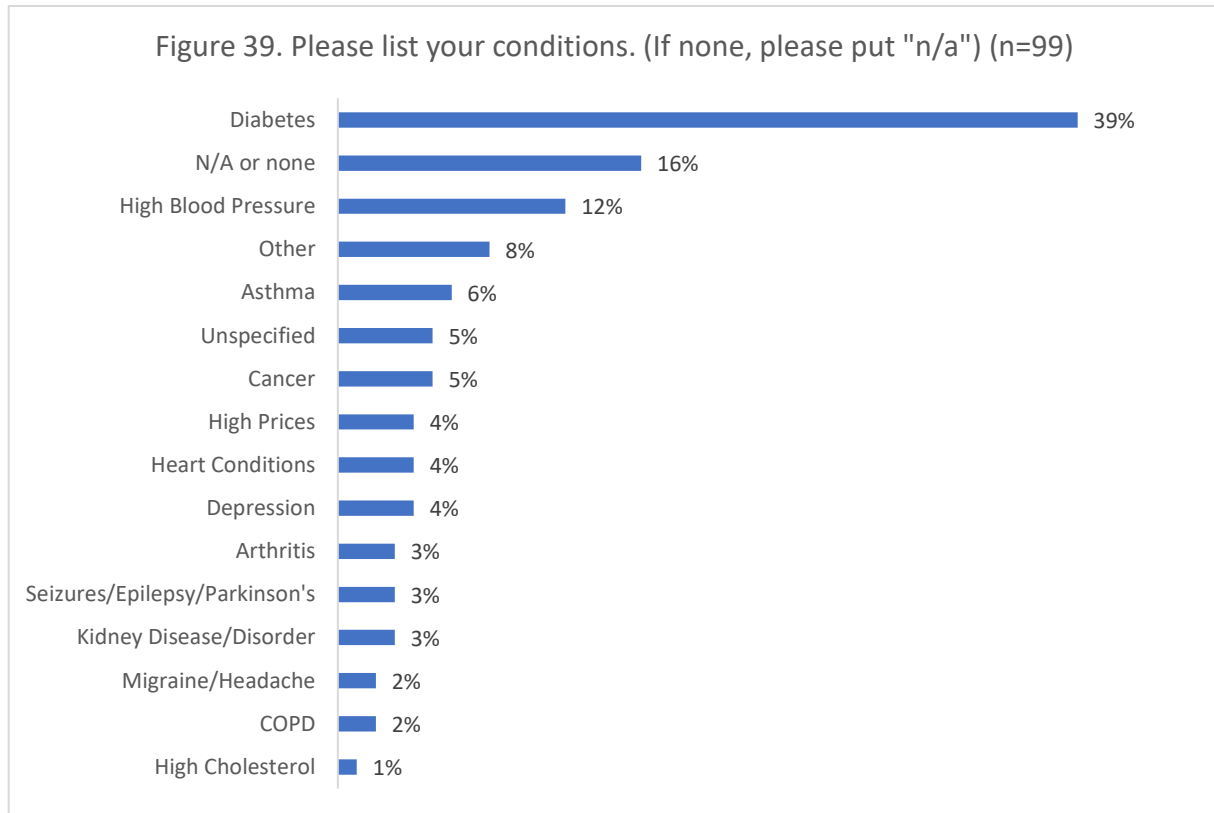


Health

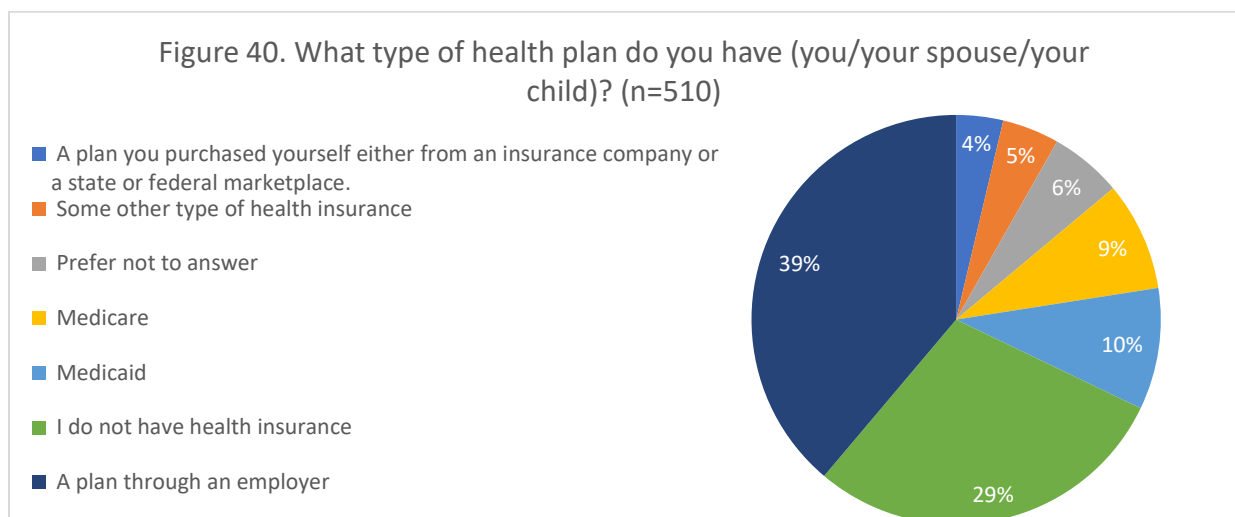
The vast majority (90%) of respondents reported their own personal health as healthy, somewhat healthy, or very healthy (Figure 38). In comparison, 55% felt this way about the overall health of the community. This was lower primarily because over one-third were unsure (very few felt the community was unhealthy).



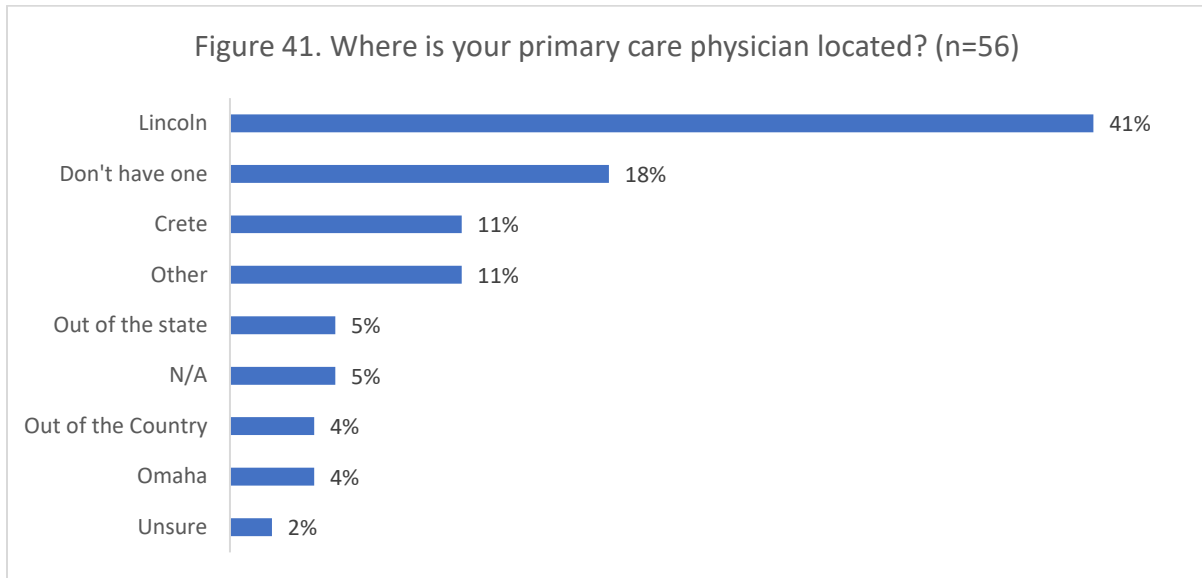
Of those who reported they had a health condition, nearly four out of ten (39%) had Diabetes (Figure 39). For a full list of medical conditions see Appendix A.



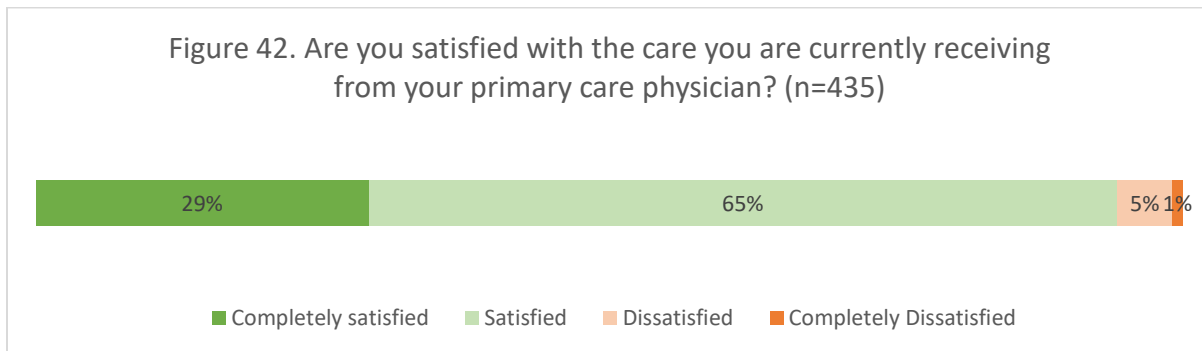
While 39% of respondents reported having a health plan through their employer, 29% reported not having health insurance (Figure 40). In addition, 10% reported having Medicaid and 9% Medicare.



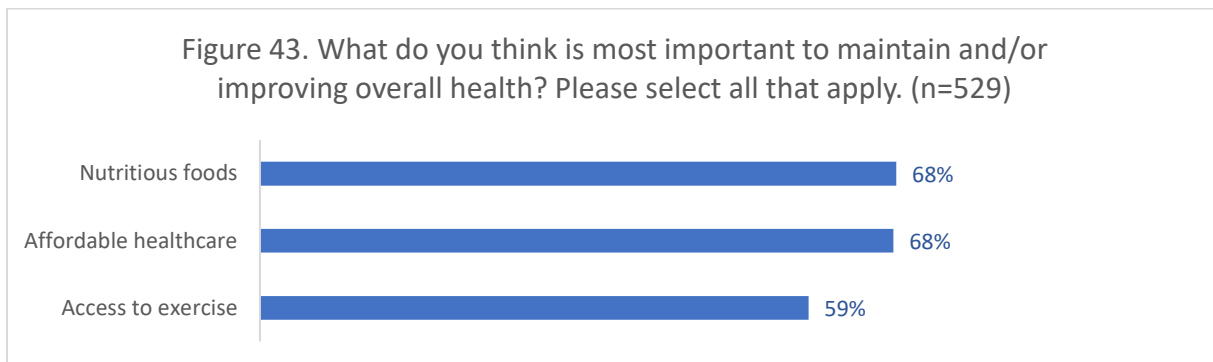
Over three-fourths (77%) of respondents reported that their primary care physician is in Saline County. Among those who did not report having a physician in Saline County, Lincoln was the most common other location (Figure 41).



Nearly all reported satisfaction with their primary care physicians, with 29% being completely satisfied (Figure 42).



About two-thirds of respondents feel nutritious foods and affordable healthcare are important to maintaining or improving overall health (Figure 43).



About one-quarter of respondents (24%) have someone in their household who is immunocompromised, and 12% reported that a disability, handicap, or chronic illness that keeps themselves, their child, or a family member from participating in work, school, or other activities (Figure 44).

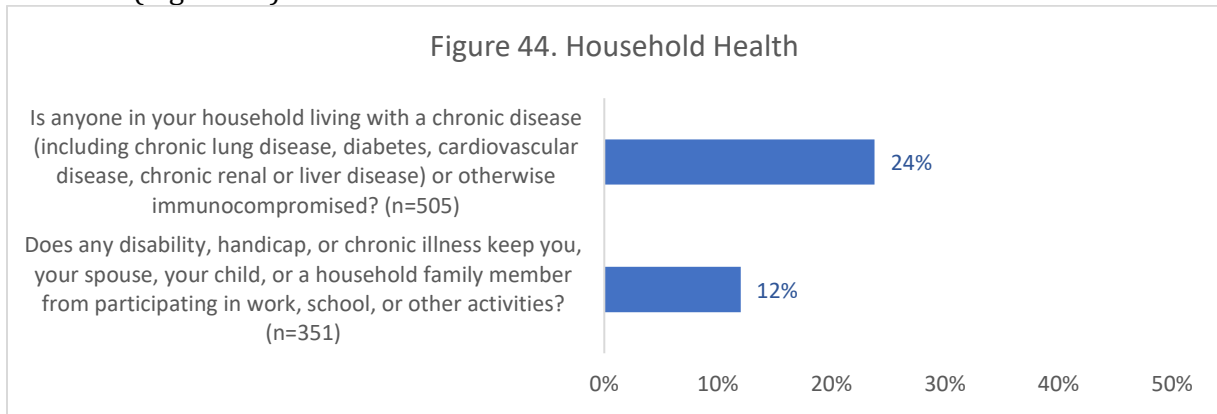
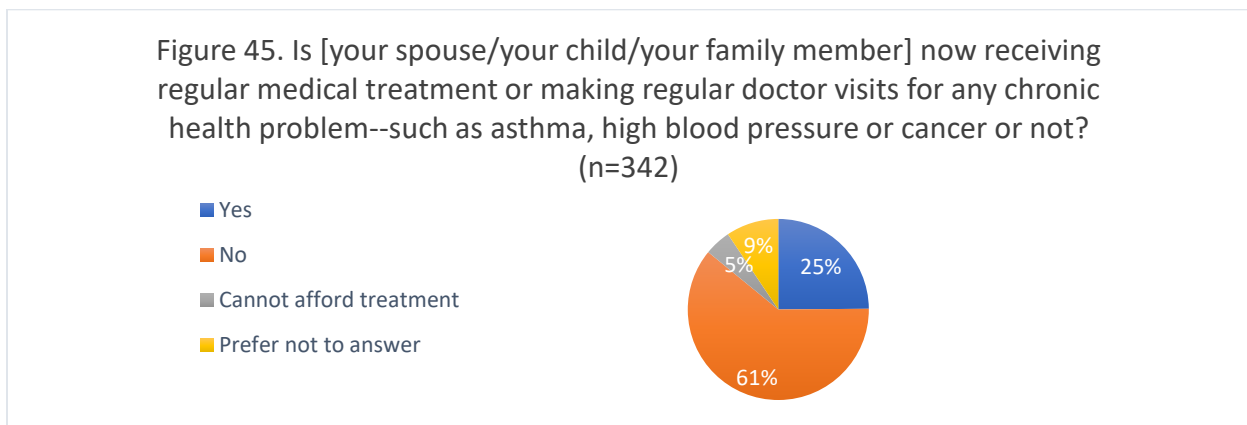
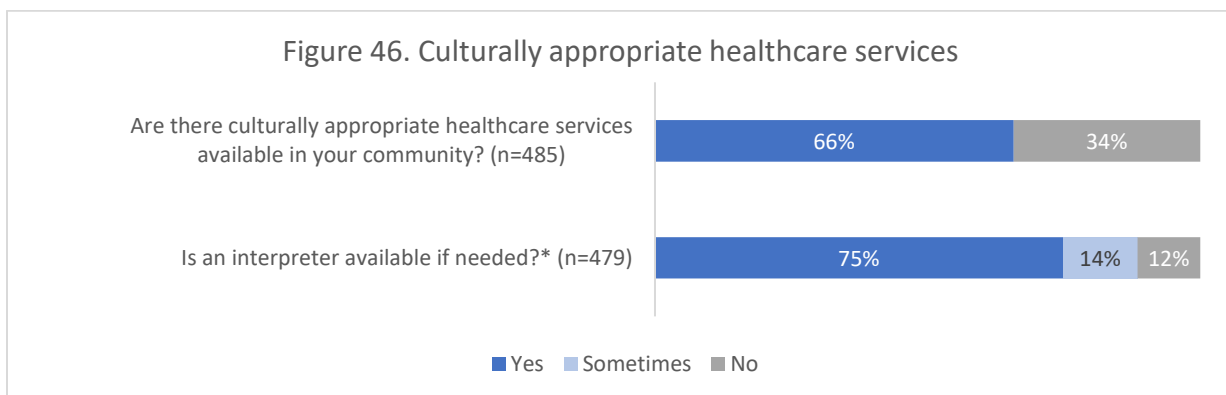


Figure 45 shows that one-quarter of respondents reported that their spouse, child, or family member is receiving medical treatment for a chronic health problem, while 5% noted that they are not receiving this because they cannot afford treatment.

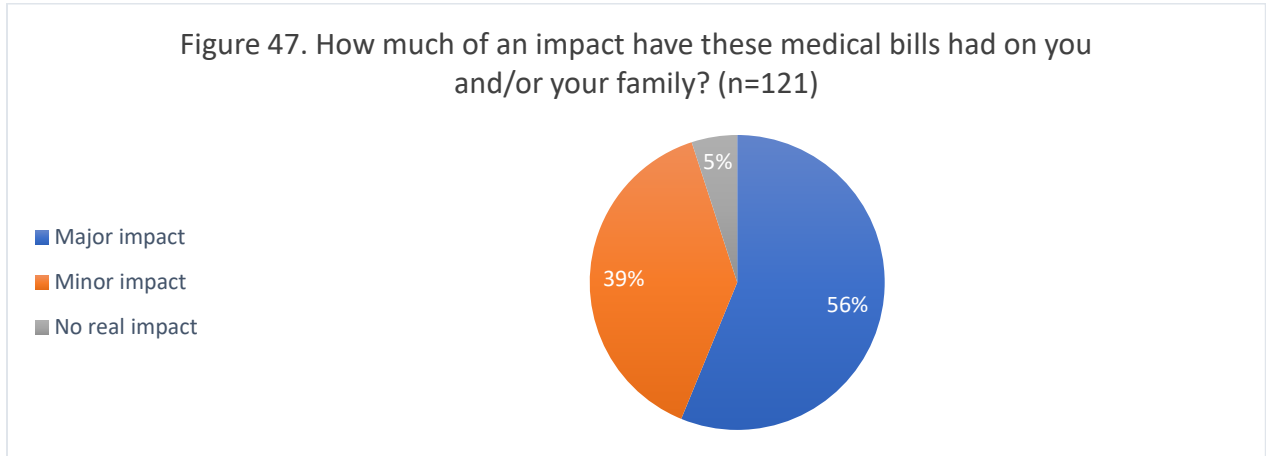


Two-thirds of respondents feel there are culturally appropriate health services available in the community and three-fourths feel an interpreter is available (Figure 46).

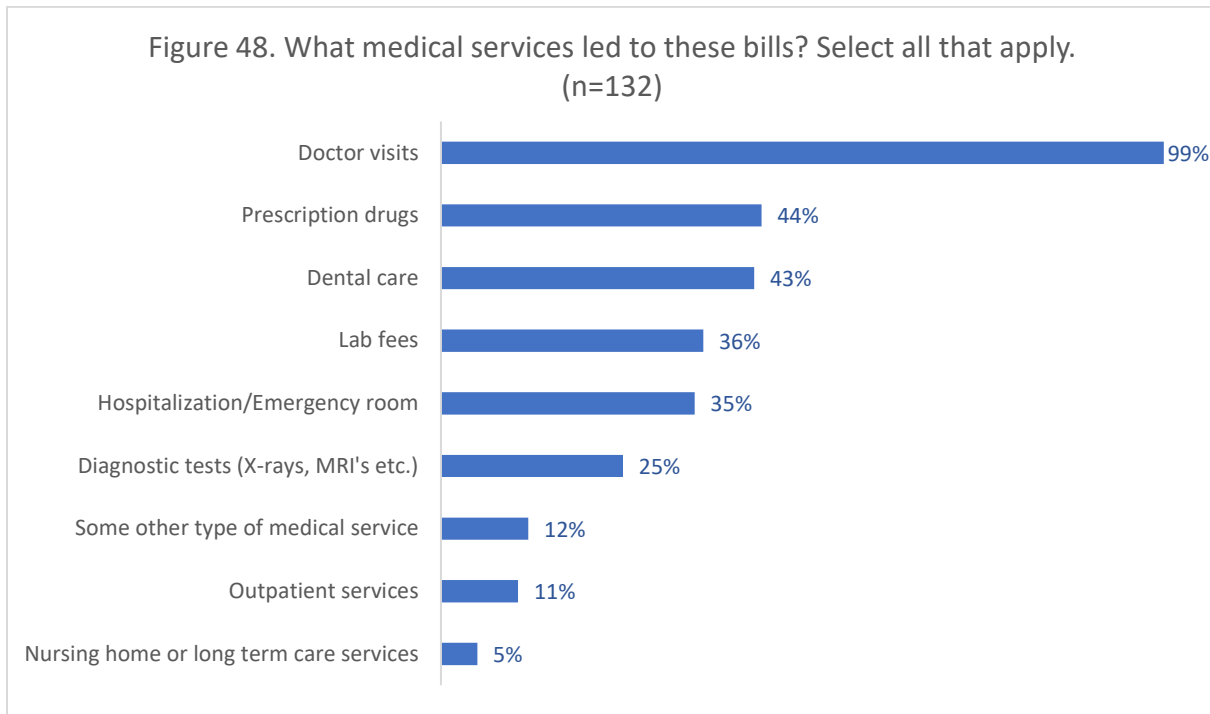


* "Sometimes" was only offered as a response option for the interpreter question

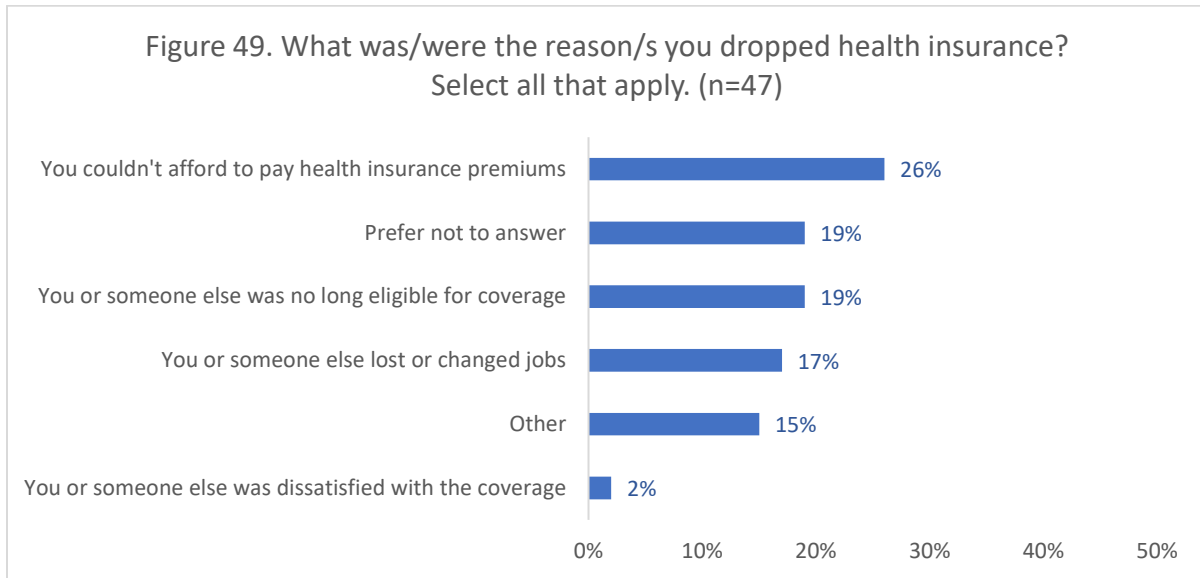
Slightly over one-quarter (26%) of respondents, or someone in their household, reported experiencing problems in paying a medical bill (such as doctor’s visits, dentist, medication, or home care) in the past year. Figure 47 shows that these medical bills have impacted nearly all respondents, with over half (56%) indicating they have had a major impact.



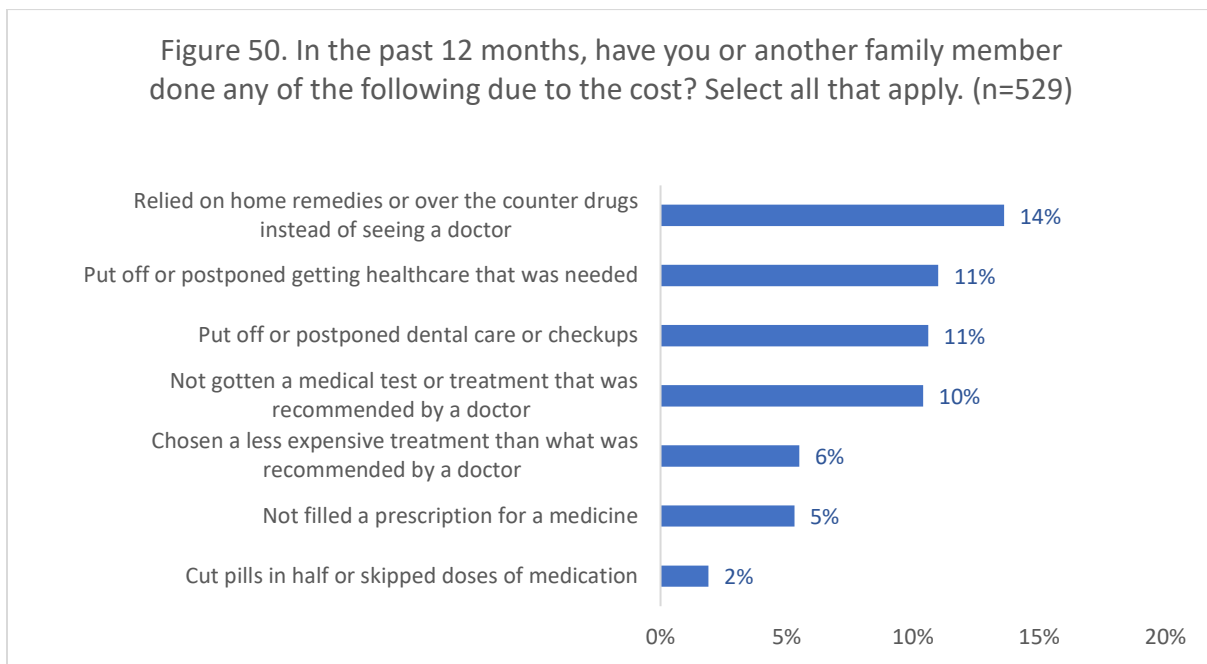
Almost all (99%) respondents reported that doctor visits led to the bills, but other medical expenses also led to these bills, as shown in Figure 48.



Ten percent of respondents reported experiencing a drop of health insurance for themselves, their spouse, their child, or a family member in the past year. Figure 49 shows the reasons this health insurance was dropped, with a lack of affordability being the most common reason.



The most common method reported by respondents in response to costs was relying on home remedies or over the counter drugs instead of seeing a doctor, followed by putting off or postponing getting healthcare or dental care that was needed and not getting a medical test or treatment (Figure 50).



Transportation

Nearly all respondents reported their primary mode of transportation being a personal vehicle (Figure 51). The most common answer reported for “other” was that they had either a partner or family member that takes them where they need to go. The vast majority (89%) reported N/A for their use of the Saline County Area Transit (SCAT) during a typical week; however, 4% reported using it every day (Figure 52).

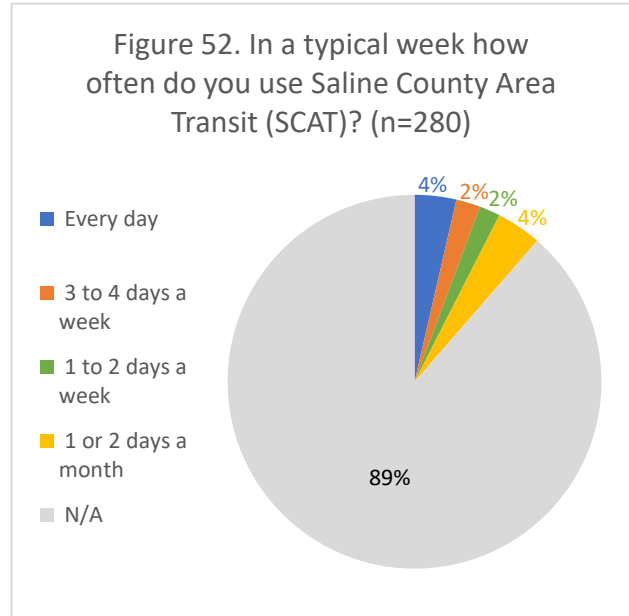
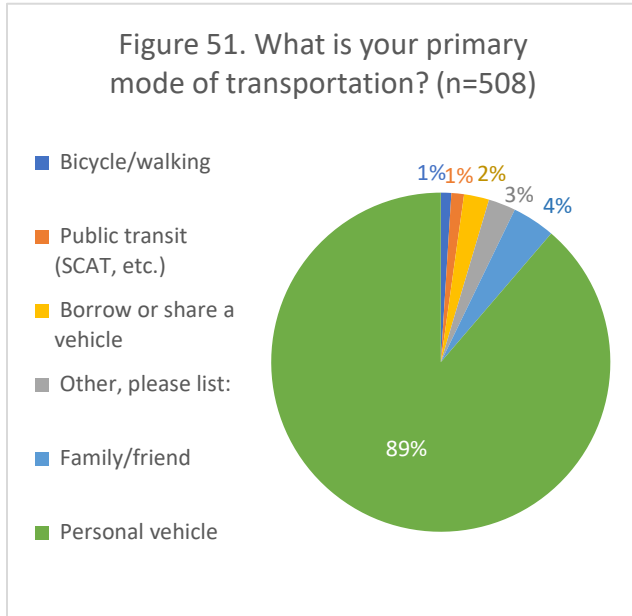
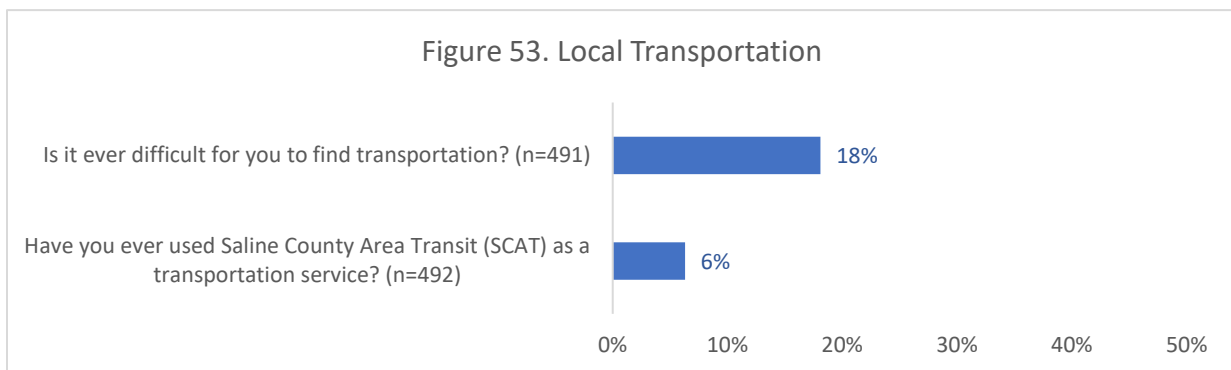
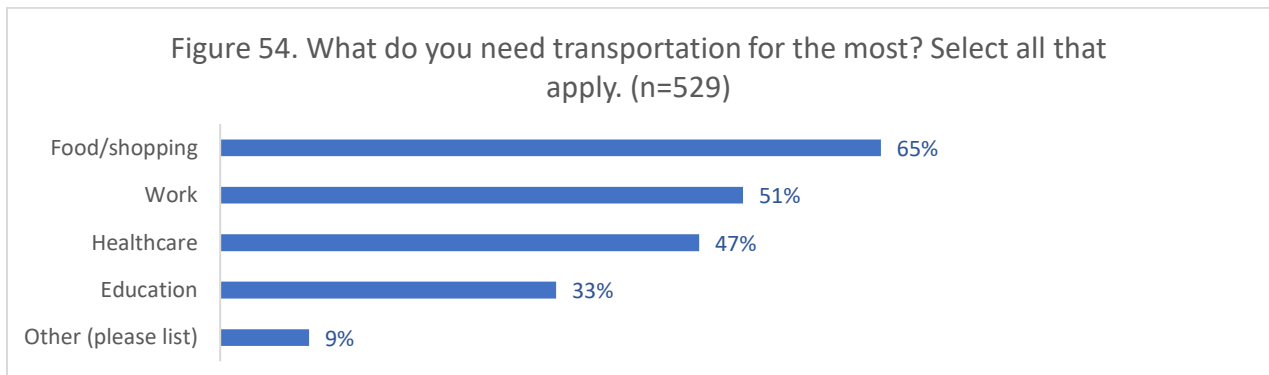


Figure 53 shows that 18% of respondents reported they have had difficulty in finding transportation, and that the same proportion have used SCAT as a transportation service. *It is interesting to note that of the 31 participants who reported using SCAT, 45% reported having difficulty in finding transportation.*



The most common transportation need was for food/shopping, followed by work and healthcare (Figure 54). Among those reporting “other,” the most common reasons were leisure activities and church. For a full list of comments see Appendix A.



Interestingly, those who noted they need transportation for healthcare were the most likely to report having difficulty in finding transportation (Figure 55).

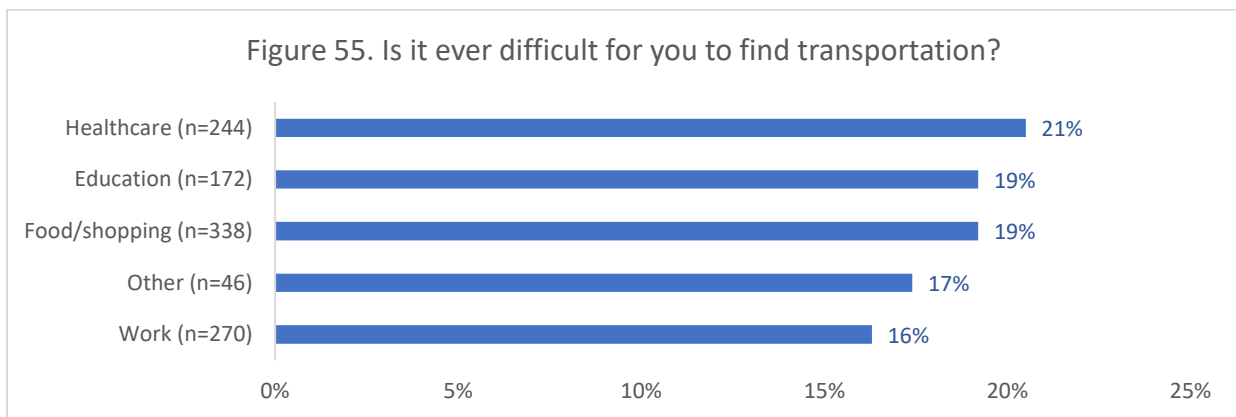
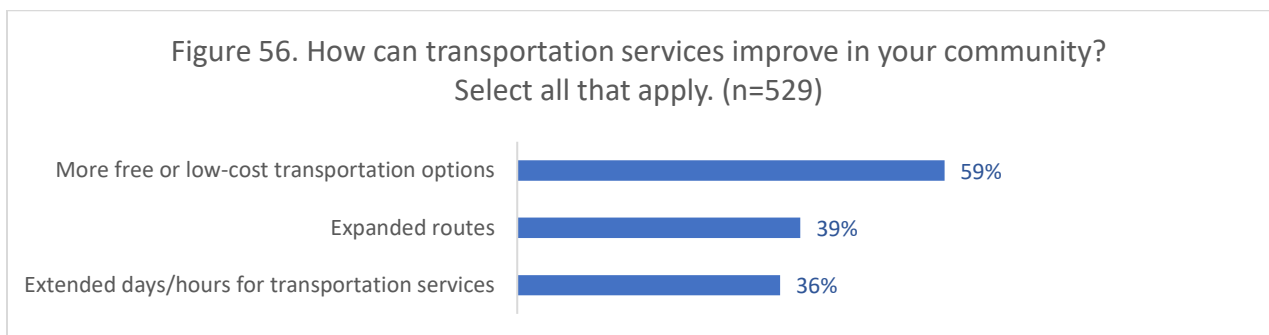


Figure 56 shows that respondents feel providing more free or low-cost transportation options would most improve transportation services in the community. Not all respondents who provided additional comments about transportation needed the service, but several expressed a need for increased public transportation, including a need for free transportation for kids going to school. Appendix A provides the full list of comments.



Internet

Most respondents reported accessing the internet at home through a fixed connection, while 9% reported that they do not have internet connectivity (Figure 57).

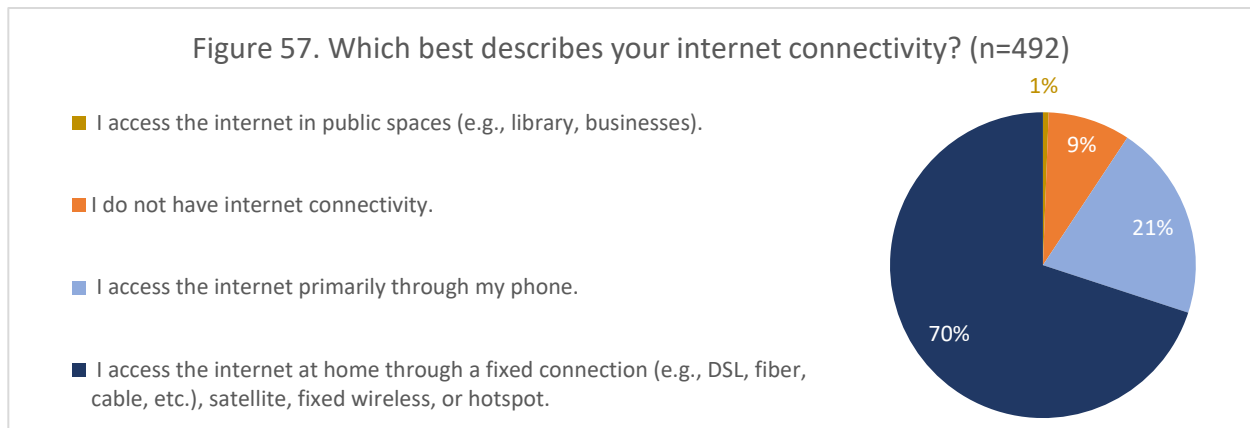
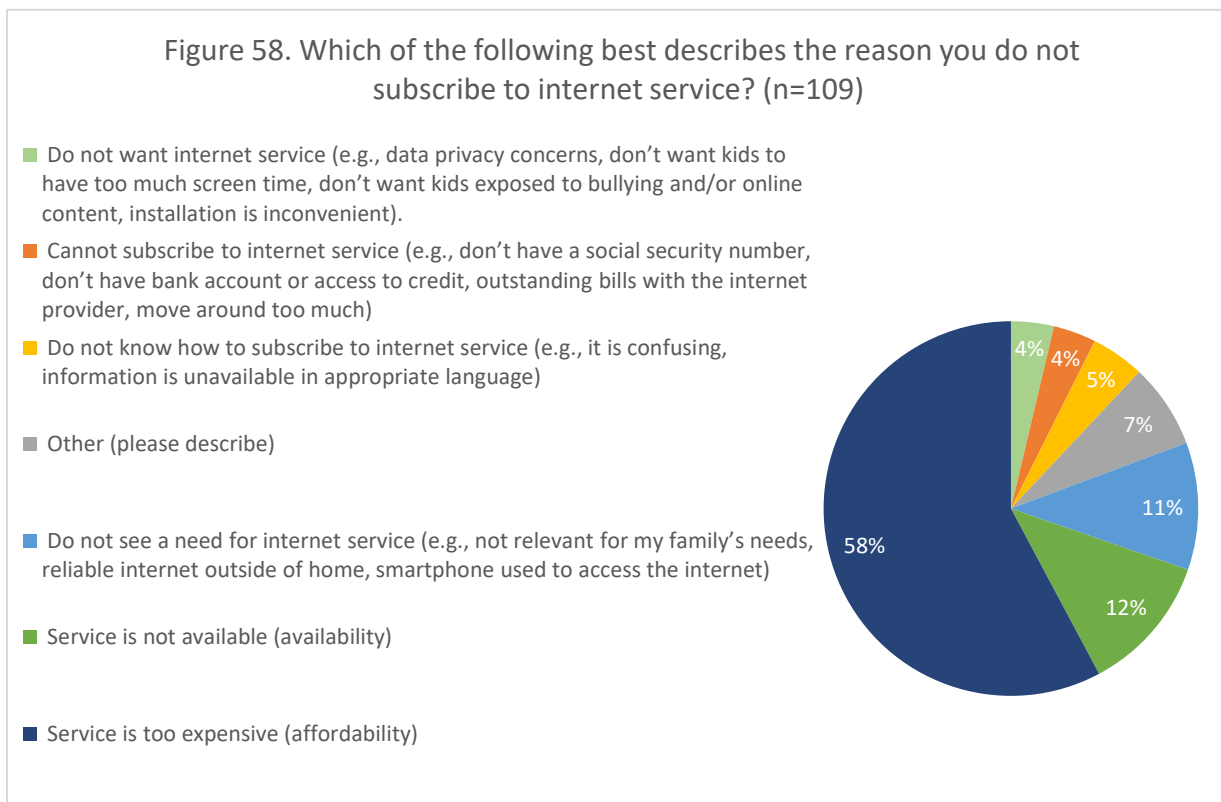


Figure 58 shows that the main reason respondents reported not subscribing to internet service was because it is too expensive. Furthermore, in the additional comments provided about connectivity, cost was the primary issue that arose. Other comments addressed slow/bad service, a need for more assistance/services for people in the community, and limited services. The full list of comments is available in Appendix A.



Among those that answered the question about the most confusing or difficult part in subscribing to internet service (n=121), many issues were identified. One-third reported “selecting the best internet service plan for their family” was most confusing or difficult, while nearly one-quarter (24%) identified “knowing how internet service works,” and 17% identified “knowing which carriers or internet service provider are preferable” (Figure 59).

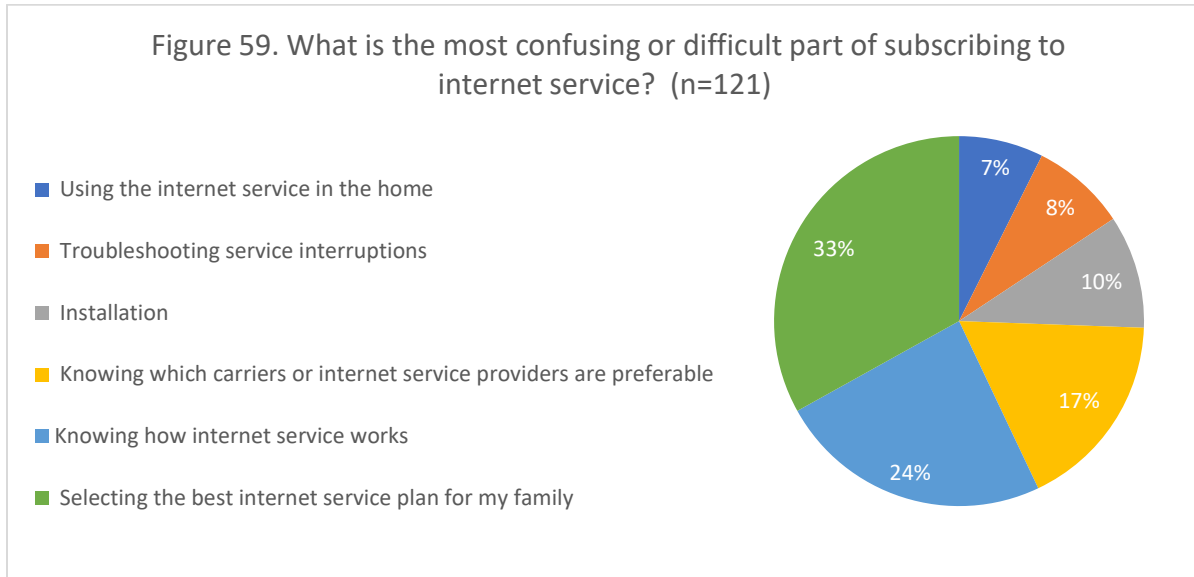
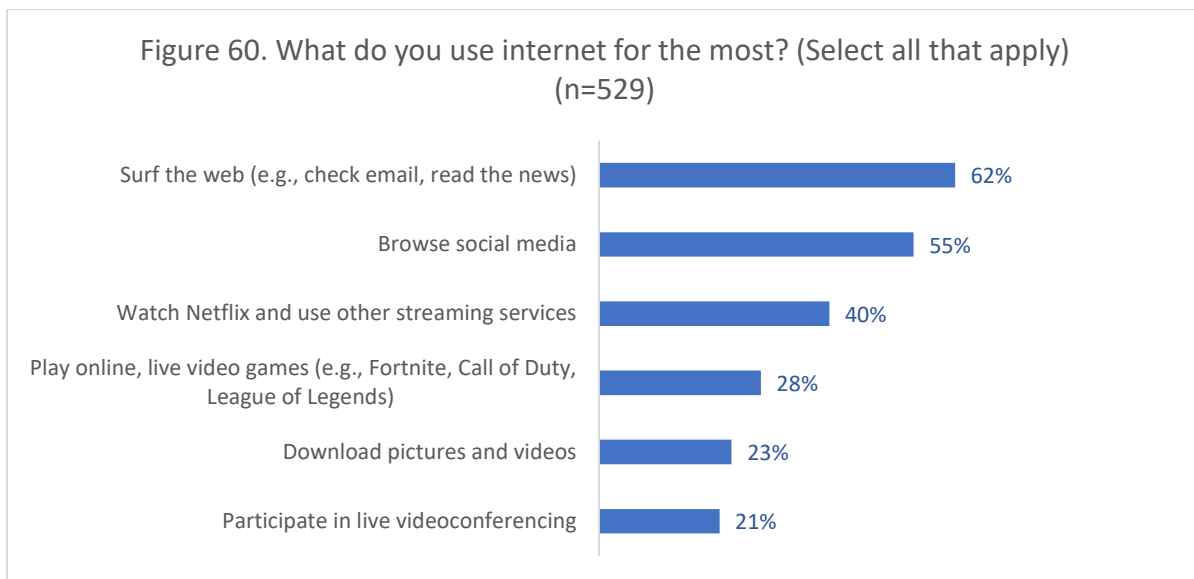
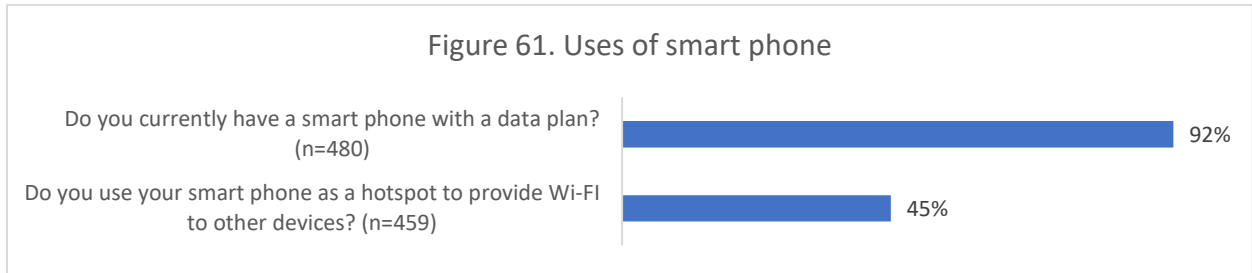


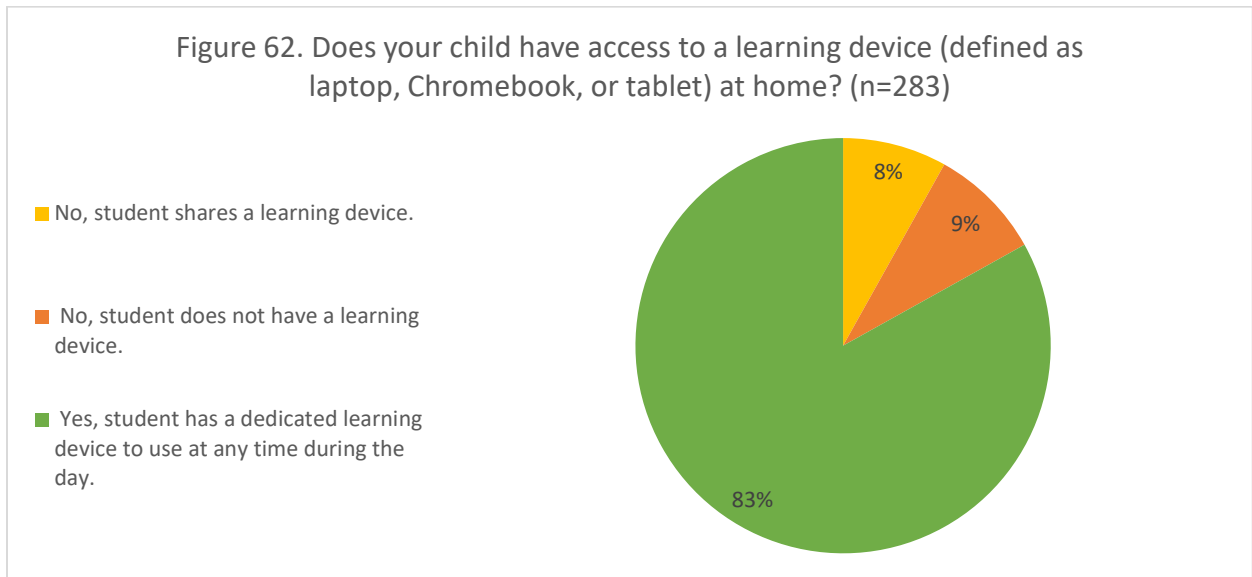
Figure 60 shows that the internet is most often used for surfing the web and browsing social media.



The vast majority (92%) have a smart phone with a data plan, and slightly less than half (45%) use their smart phone as a hotspot to provide Wi-Fi to other devices (Figure 61).



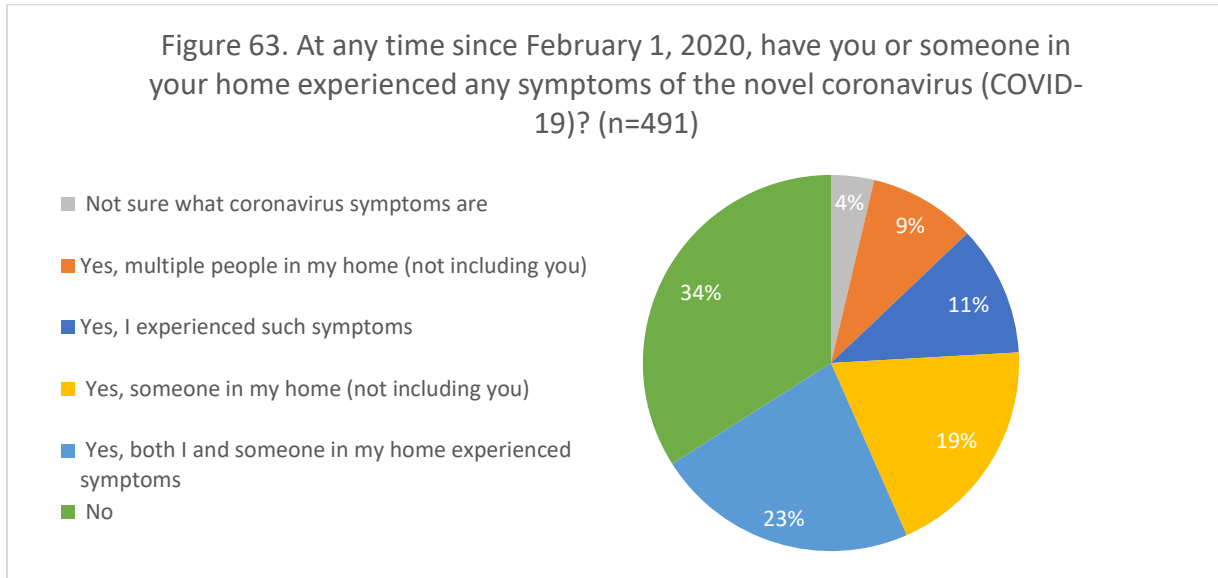
While most (83%) of respondents reported their child has access to a learning device at home, 9% reported they do not have a learning device and an additional 8% reported they share a learning device (Figure 62).



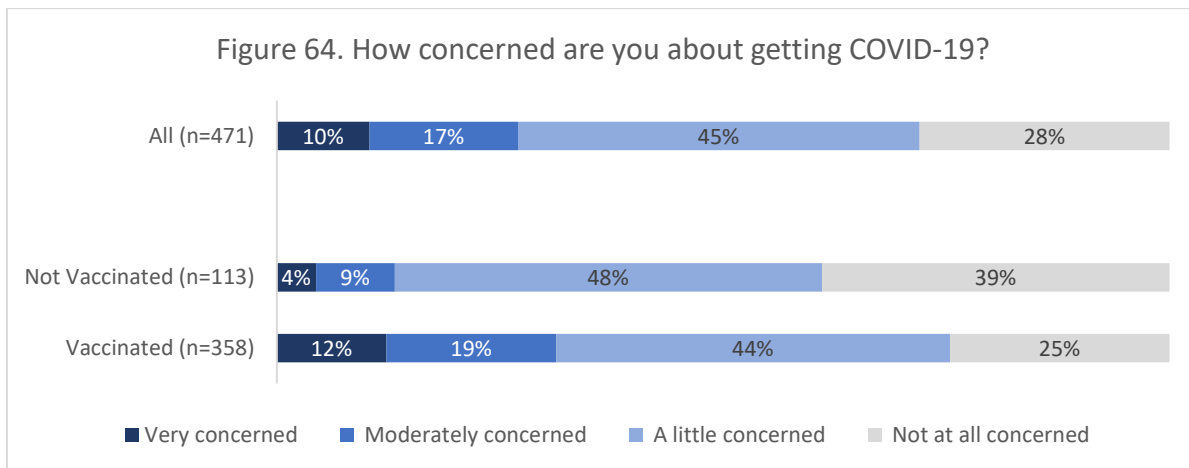
COVID

Figure 63 shows that over six out of ten respondents reported that either they, or others in their home, experienced symptoms of the novel coronavirus (COVID-19). One-third (33%) also reported having a family member or close friend pass away due to or of COVID-19.

33%
had a family member or close friend
pass away due to or of COVID-19



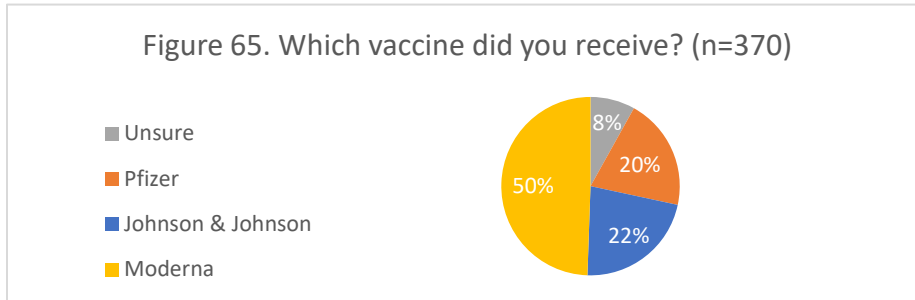
Ten percent of respondents are very concerned about getting COVID-19, while 17% are moderately concerned and 45% are a little concerned (Figure 64). There was a significant difference between those who were and were not vaccinated, with those not vaccinated being much more likely to report being not at all concerned ($p < 0.01$).



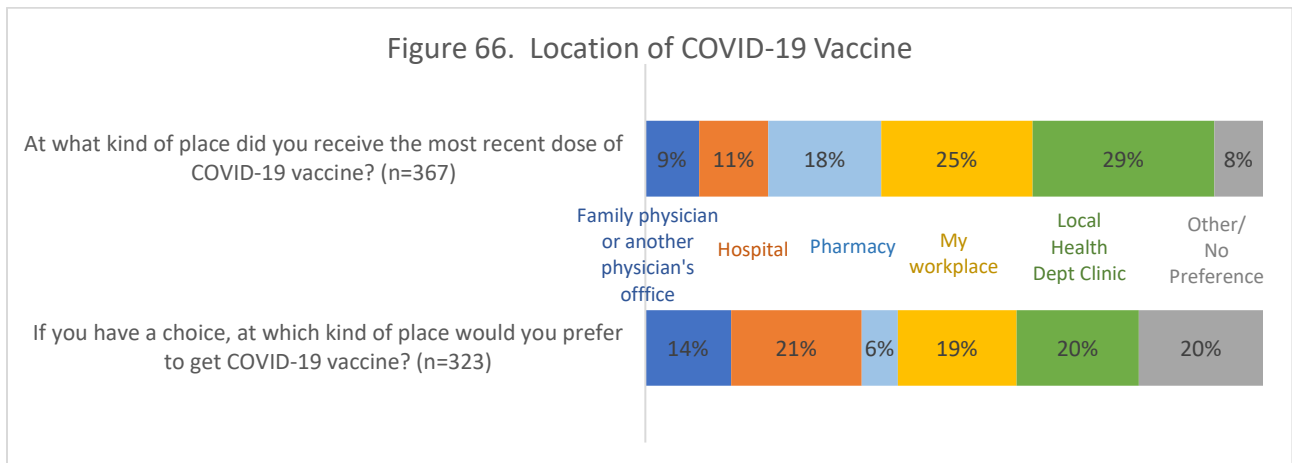
COVID Vaccine

Nearly three-fourths (73%) of respondents reported receiving a COVID-19 vaccine. The most common type of vaccine received was Moderna (Figure 65).

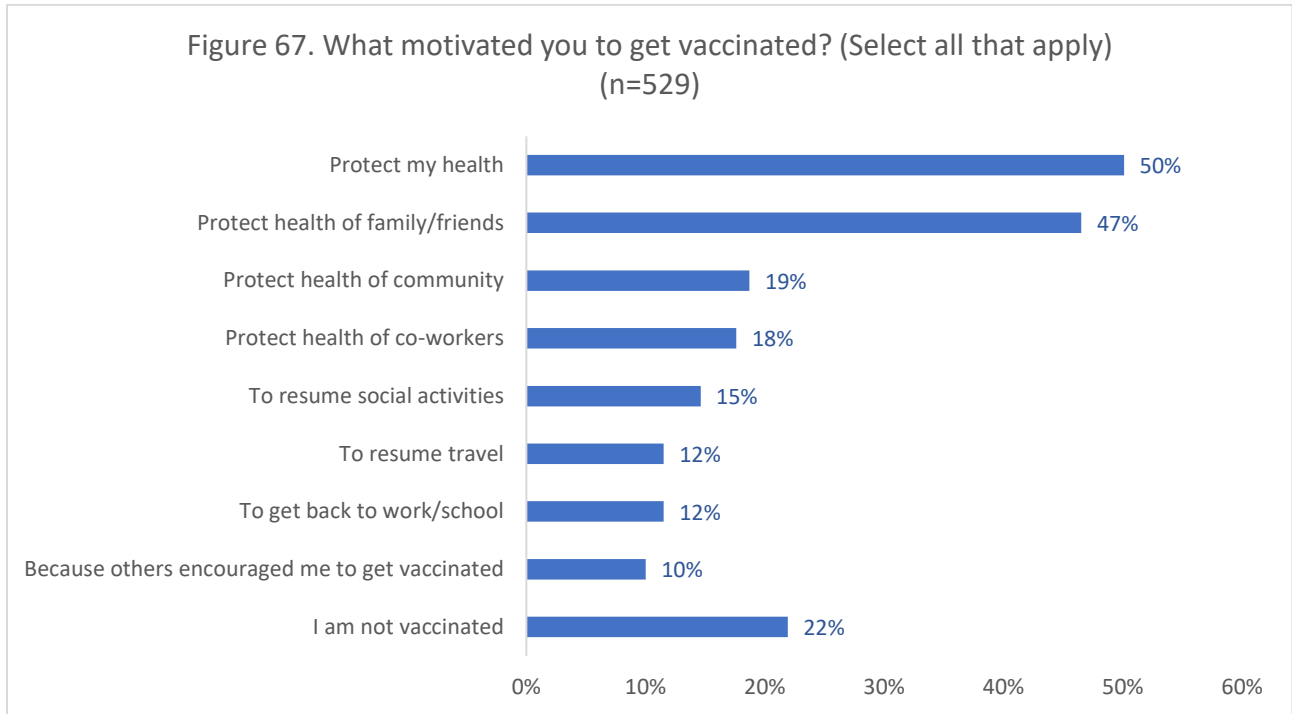
73%
received a
COVID-19
vaccine



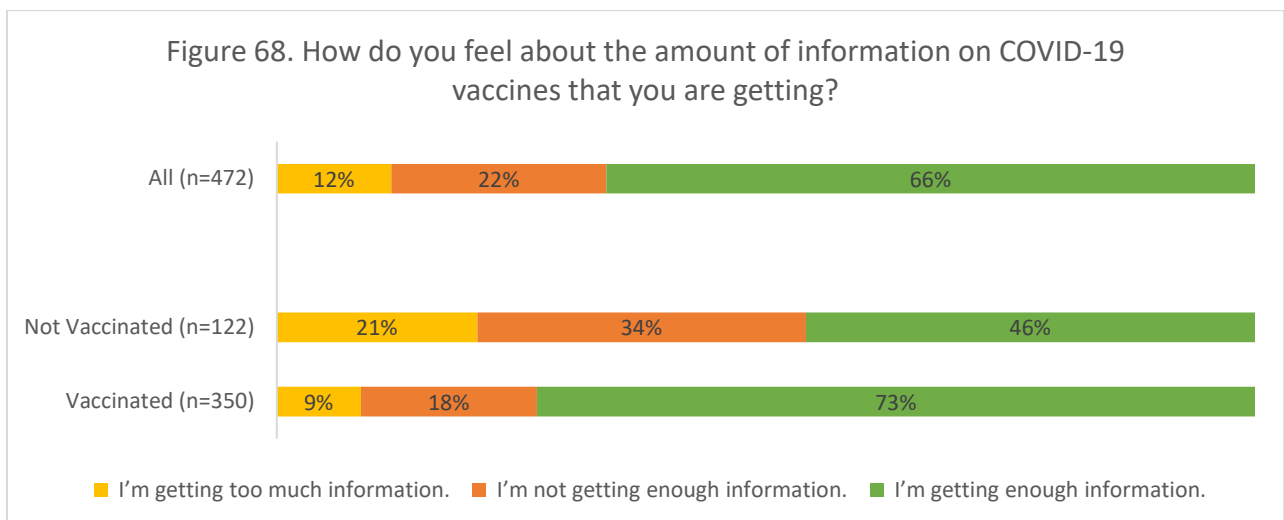
Respondents reported receiving their most recent dose of the vaccine at a variety of locations, with the local health department clinic and their workplace being the most common (Figure 66). When asked if they would be given a choice where they would prefer to receive this vaccine, respondents indicated an increased preference from what was received for vaccines from hospitals and physicians and less interest in receiving vaccines from pharmacies, the local health department and workplaces; however, it is interesting to note that respondents indicated a wide range of interest across the various sites, with 14% to 21% expressing an interest in receiving their vaccines from physicians, workplace sites, local health departments, and hospitals, as well as not having a preference.



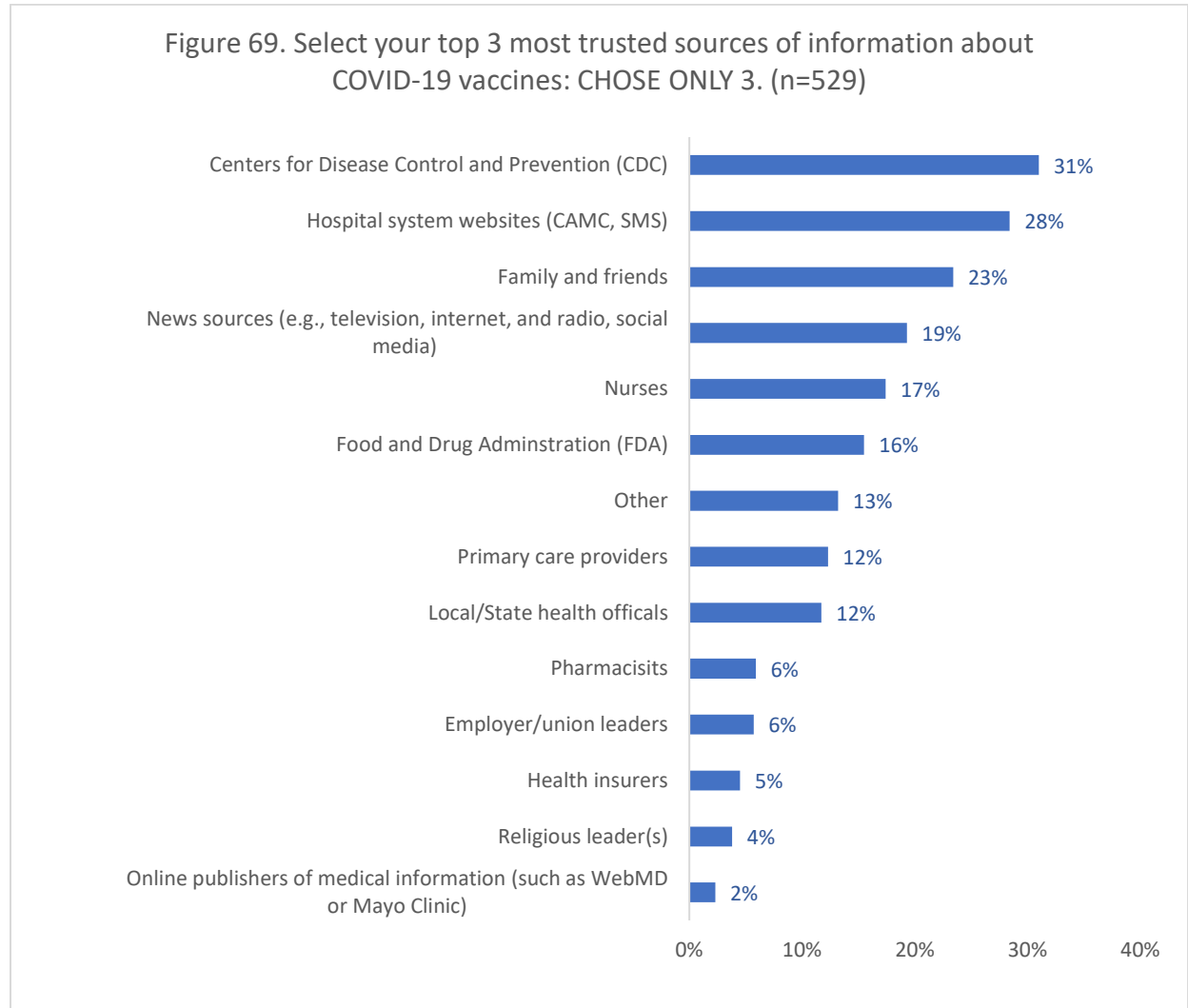
The most common motivation reported for getting the vaccination was protecting themselves, followed by protecting the health of family/friends (Figure 67).



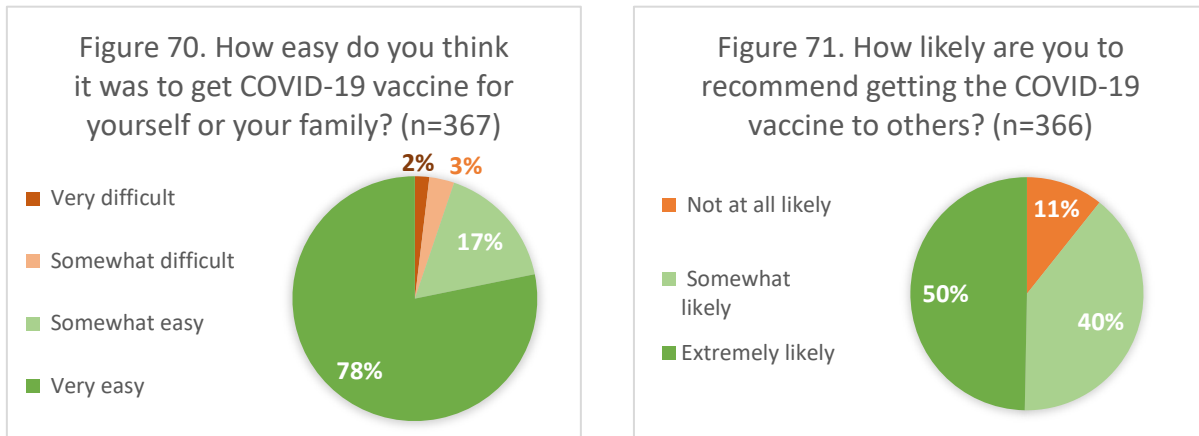
Four-fifths (80%) reported that they trust public health agencies to recommend a COVID-19 vaccine. Furthermore, two-thirds (66%) feel they are getting enough information on COVID-19 vaccines, while 22% feel they are not getting enough and 12% feel they are getting too much (Figure 68). There was a significant difference between those who were and were not vaccinated, with those vaccinated being much more likely to report receiving enough information and those not vaccinated reporting too little or too much information ($p < 0.001$).



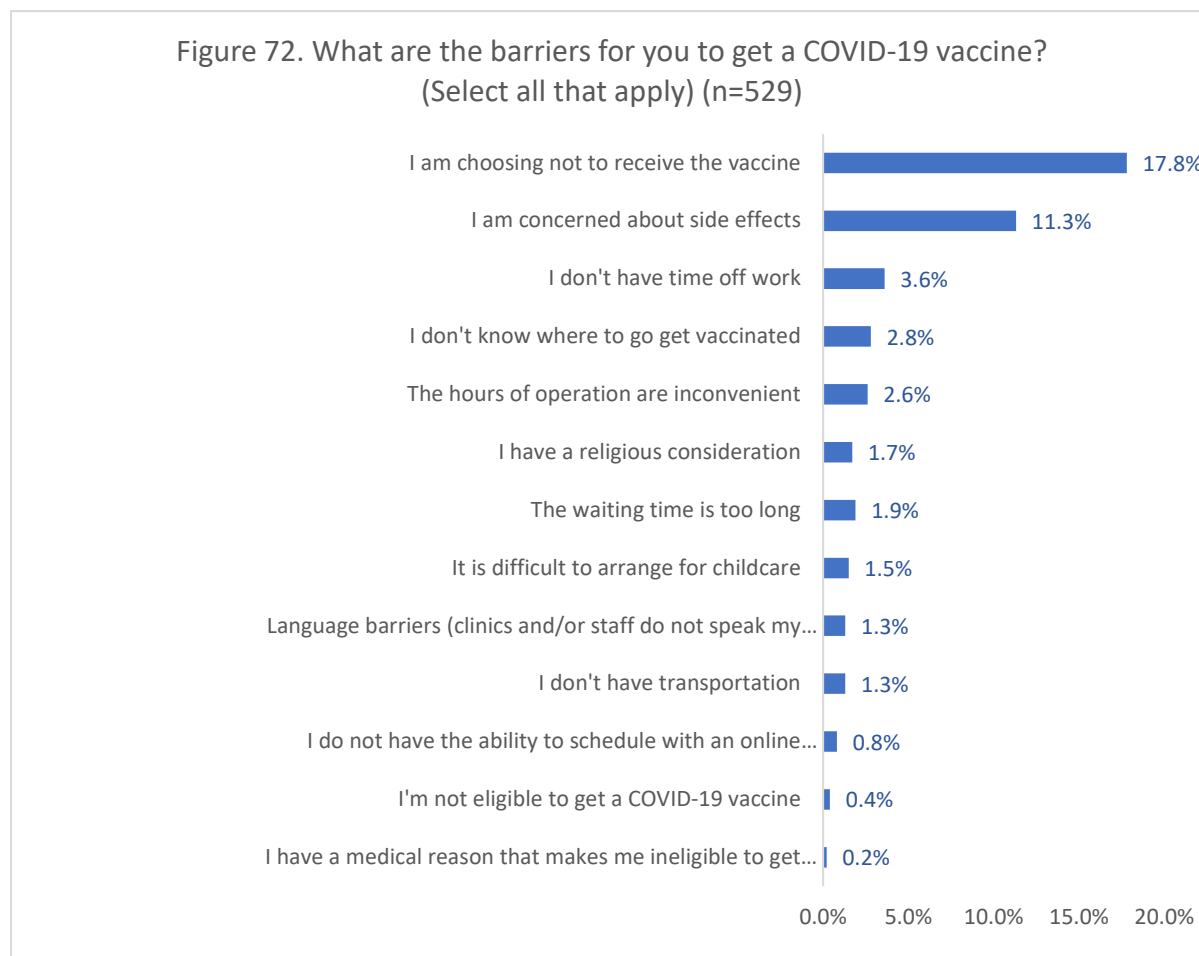
Over three-fourths (77%) indicated they know where to get accurate, timely information about COVID-19 vaccines. Figure 69 shows the sources respondents indicated were their most trusted sources of information, which shows the Centers for Disease Control and Prevention (CDC) was the most trusted, followed by hospital system websites and family and friends.



Over three-fourths (78%) reported getting the COVID-19 vaccine was very easy and the vast majority (90%) are likely to recommend getting the COVID-19 vaccine to others (Figures 70 and 71).



Among those who reported a barrier to getting a COVID-19 vaccine, the most common barrier was the respondent’s personal choice not to receive the vaccine, followed by concern about side effects (Figure 72).



Of those who provided additional comments about the COVID-19 vaccine, the most prevalent themes about were about taking COVID seriously and feeling the need to take the vaccine because they feel it is safe, and on the flip side, concerns about the side effects of the vaccine and being untrusting of the vaccine, with a relatively equal number of respondents reporting each opinion. For a full list of the comments see Appendix A.

COVID Impacts

To better understand the impacts of COVID-19 on the lives of those in the Saline County minority ethnic community, several questions were asked to explore these potential impacts. While slightly over half (55%) reported they are still going to their workplace for the same number of hours as before the pandemic, 15% are working reduced hours and 12% lost their job (Figure 73).

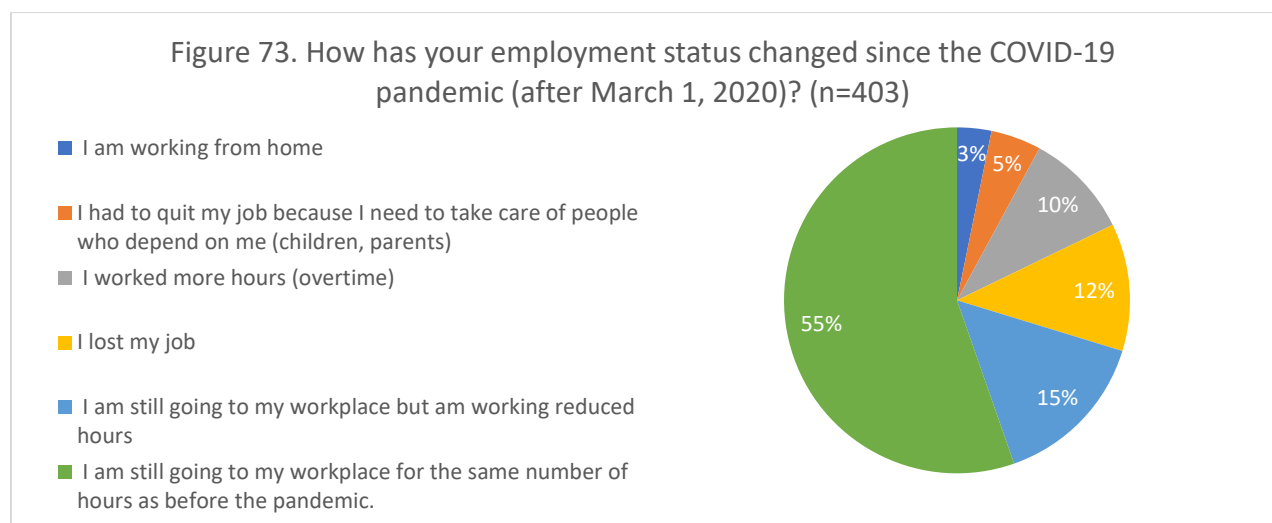
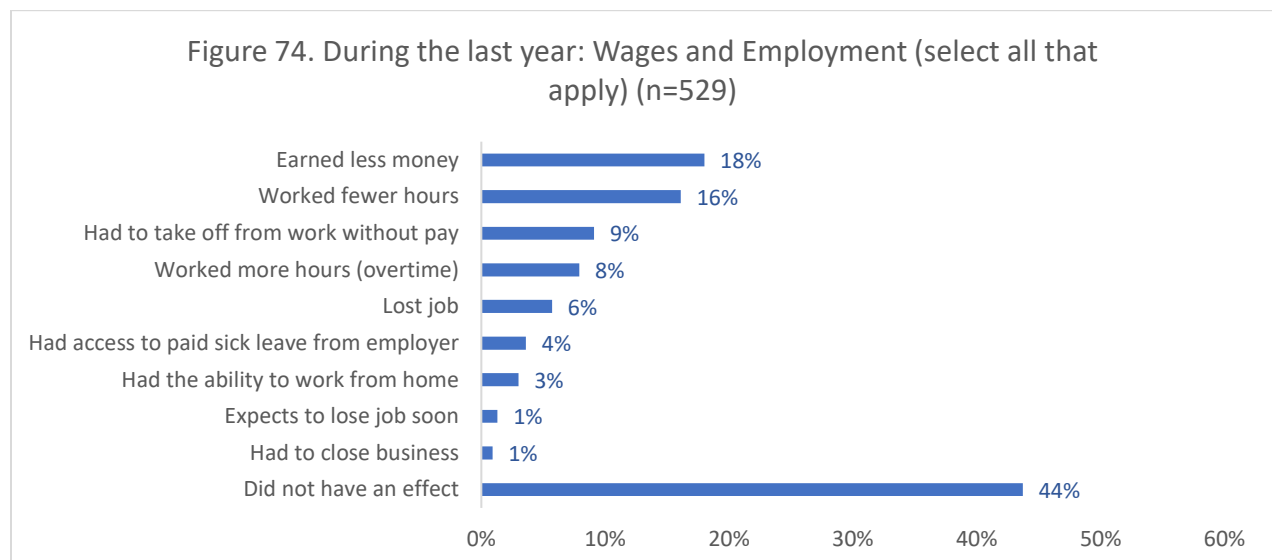
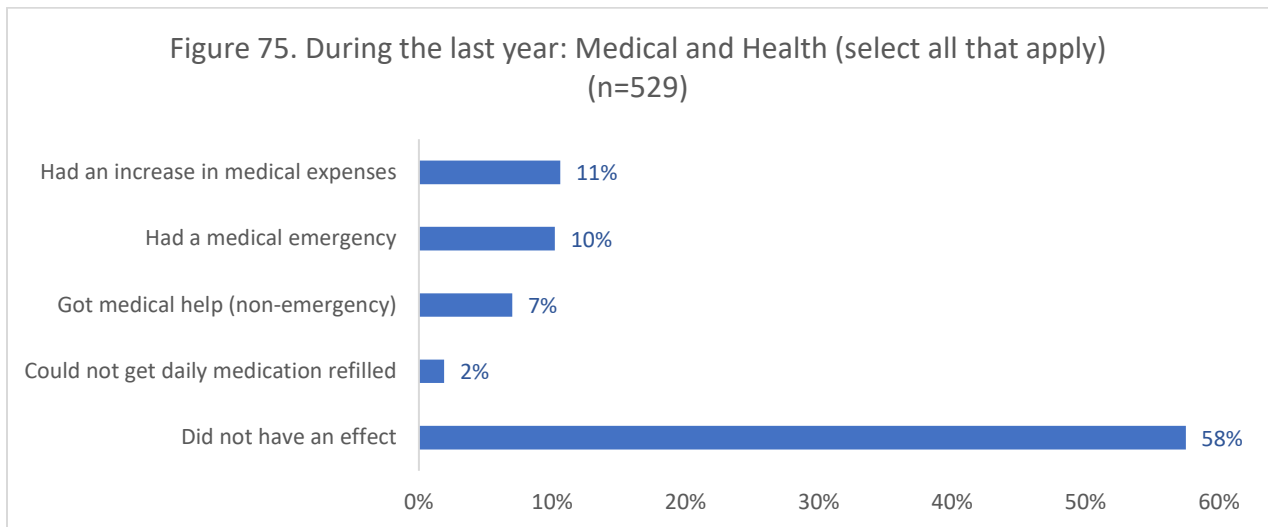


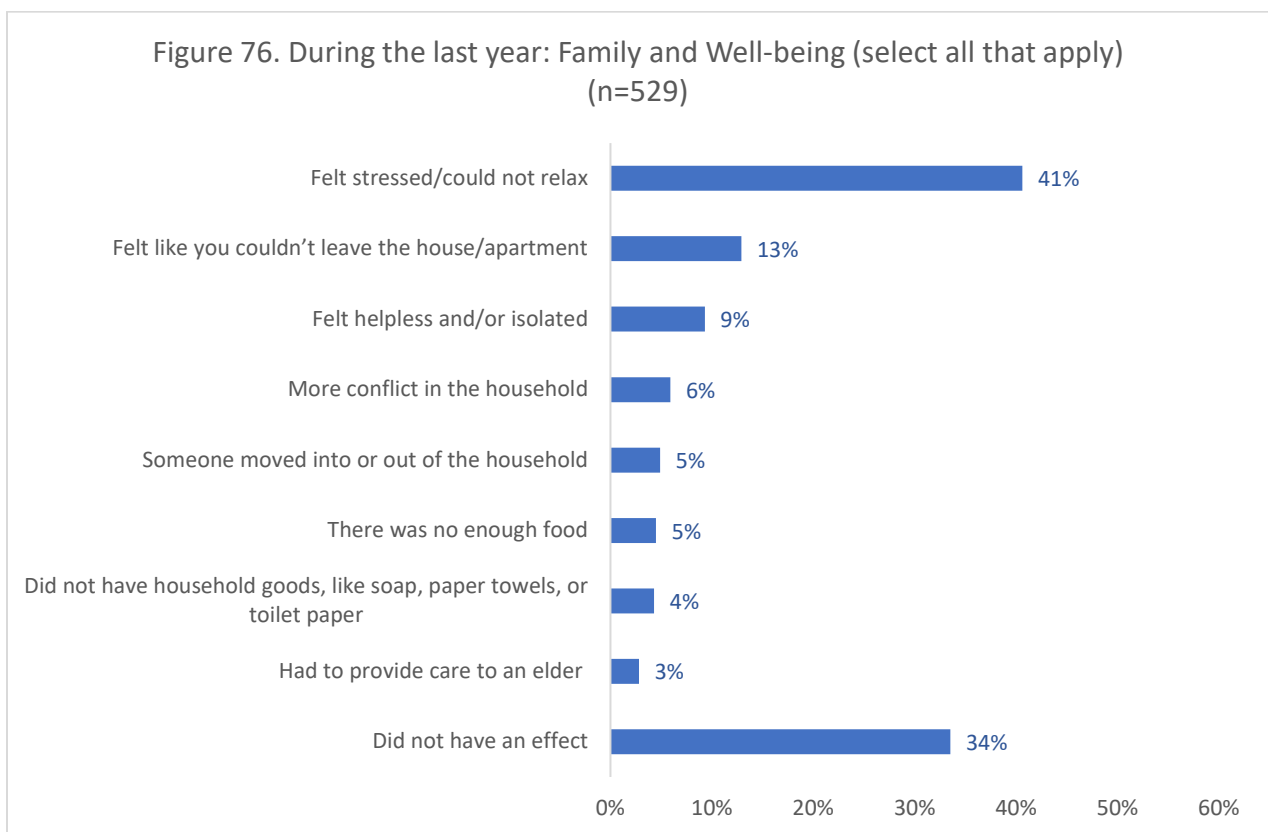
Figure 74 shows earning less money and working fewer hours were the primary impacts on wages and employment, with 44% reporting no impact in this area.



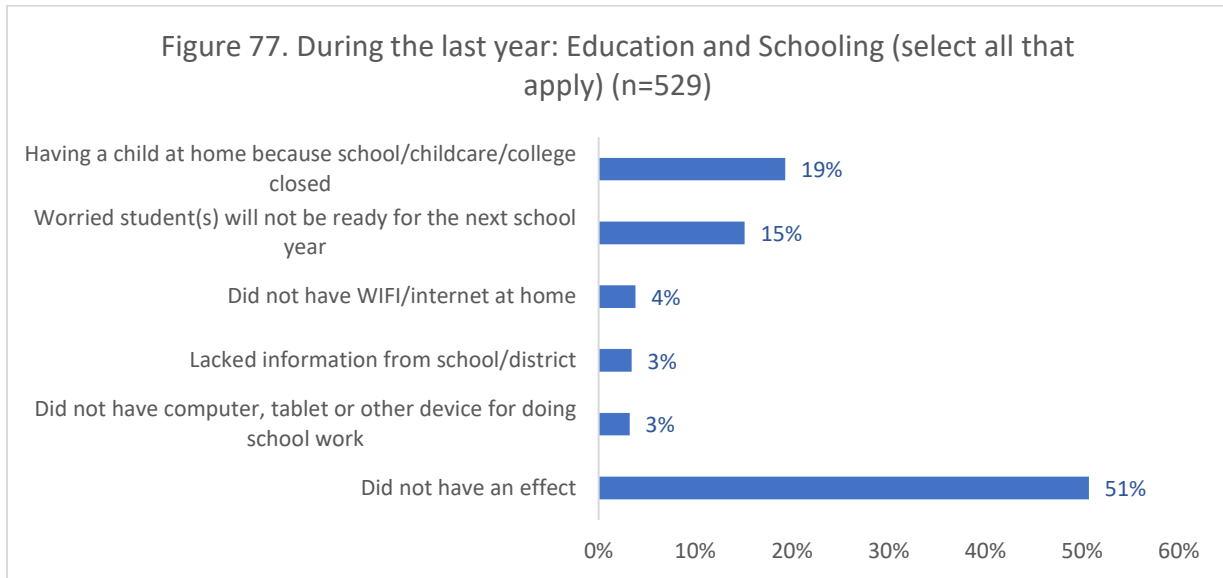
Over half (58%) of respondents reported no impact from the pandemic during the last year in the areas related to medical and health; however, 11% indicated they had an increase in medical expenses and 10% had a medical emergency (Figure 75).



Family and well-being was the area most impacted by the pandemic. As shown in Figure 76, 41% reporting feeling stressed/could not relax during the last year, while about one-third (34%) reported not having an effect in this area.



While about half of respondents (51%) were not affected in the area of education and schooling, 19% had a child at home because school/childcare/college closed and 15% were worried that student(s) will not be ready for the next school year (Figure 77).



While 58% reported no effect in the area of childcare, respondents reported a range of impacts related to this area (Figures 78).

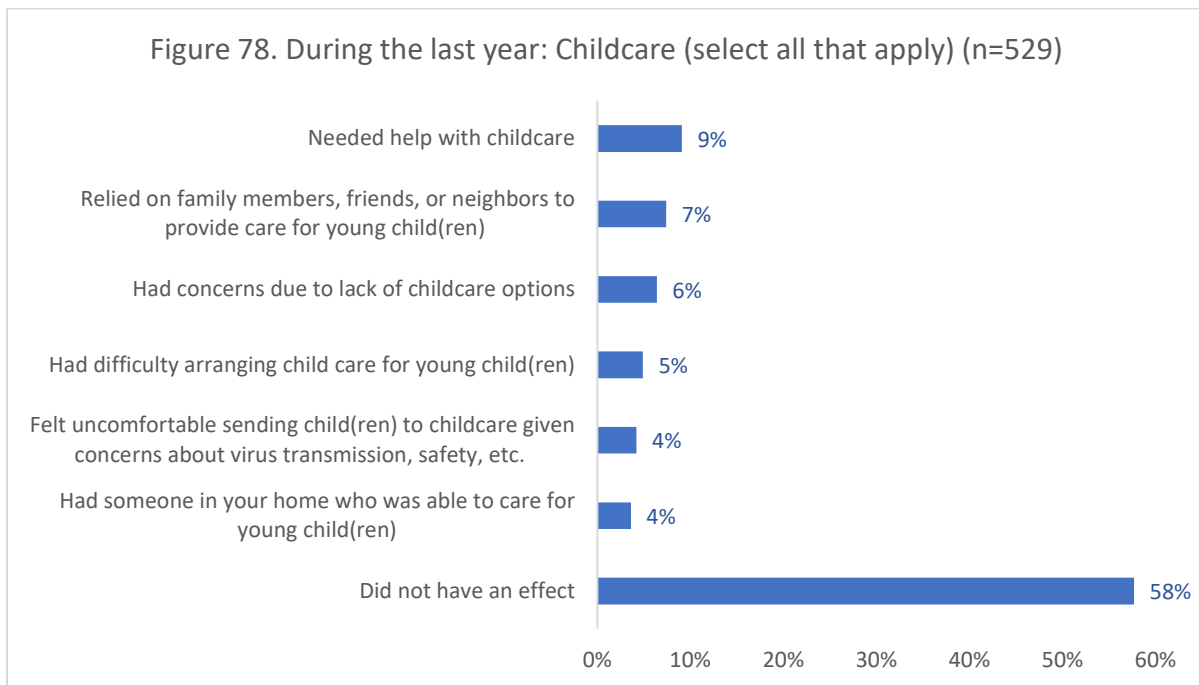
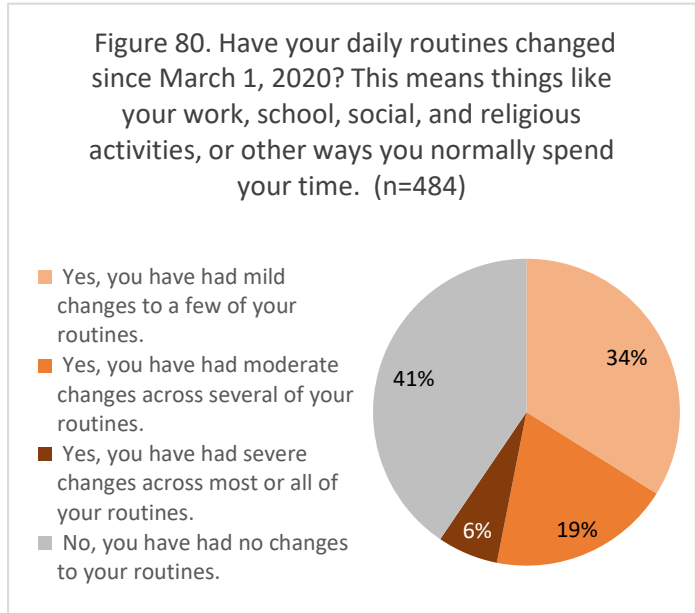
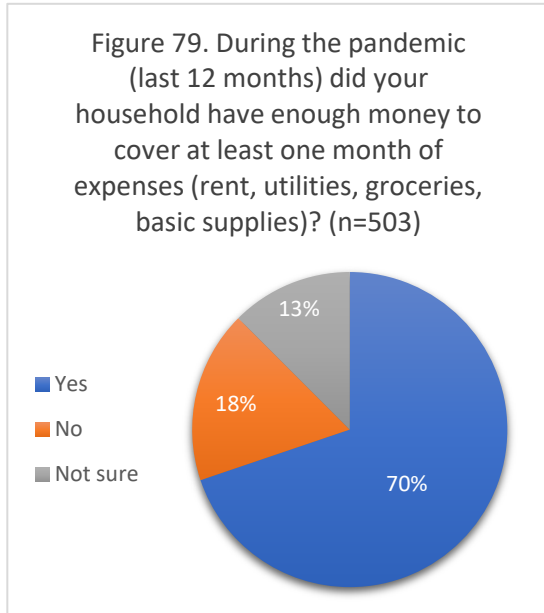
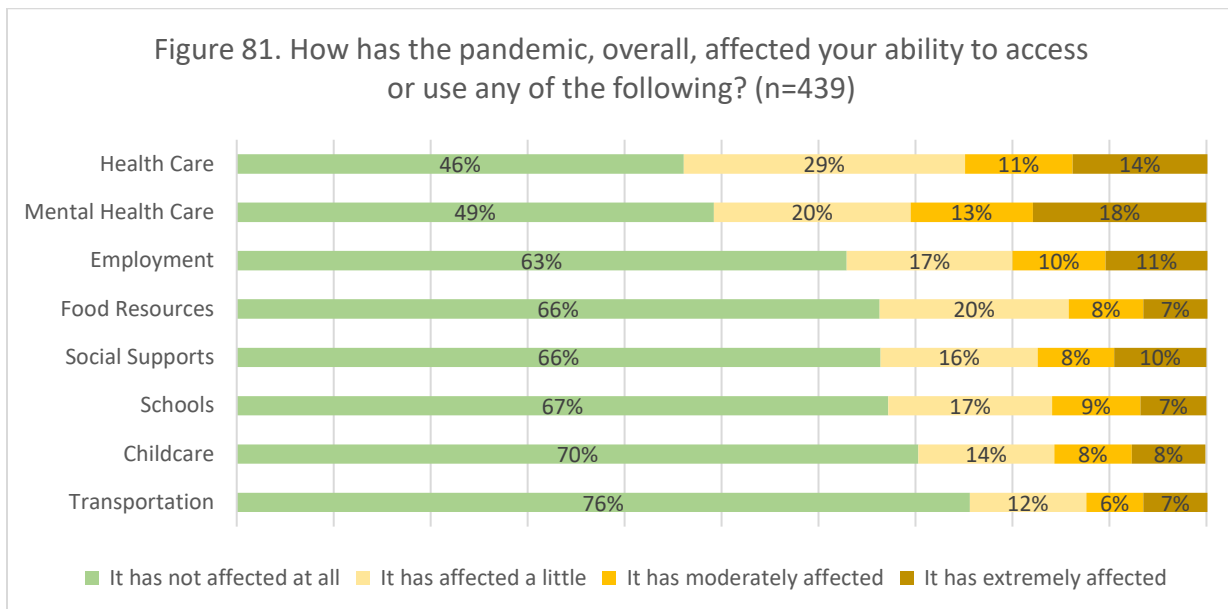


Figure 79 shows that 18% of respondents did not have enough money during the past year to cover at least one month of expenses. Over half reported changes in their daily routines since the pandemic began in March of 2020, with 19% reporting moderate changes and 6% reporting severe changes (Figure 80).



Respondents indicated their ability to access health care, including mental health care, were most affected by the pandemic. As Figure 81 shows, over half (54%) reported the pandemic has affected their ability to access or use health care, with 14% indicating it has extremely affected them. Similarly, 51% reported it has affected their ability to access or use mental health care, with 18% indicating it has extremely affected them. The areas least affected from those listed were transportation and childcare.



Nearly half of respondents reported that contact with extended family and friends has changed since the pandemic began, with 18% reporting moderate changes and 3% severe changes (Figure 82). Figure 82 also shows the majority of respondents have experienced stress related to the pandemic, with nearly one-quarter (24%) reporting moderate stress and 8% reporting severe stress.

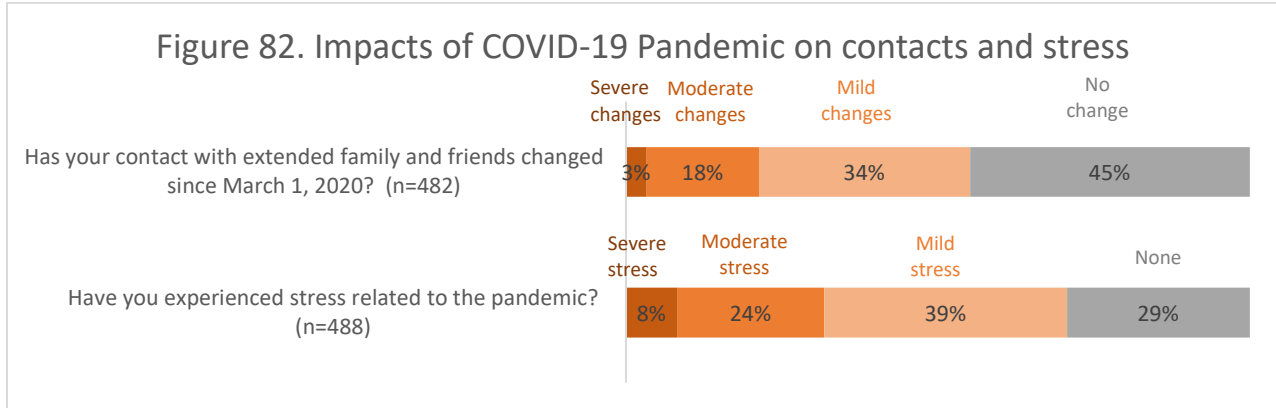
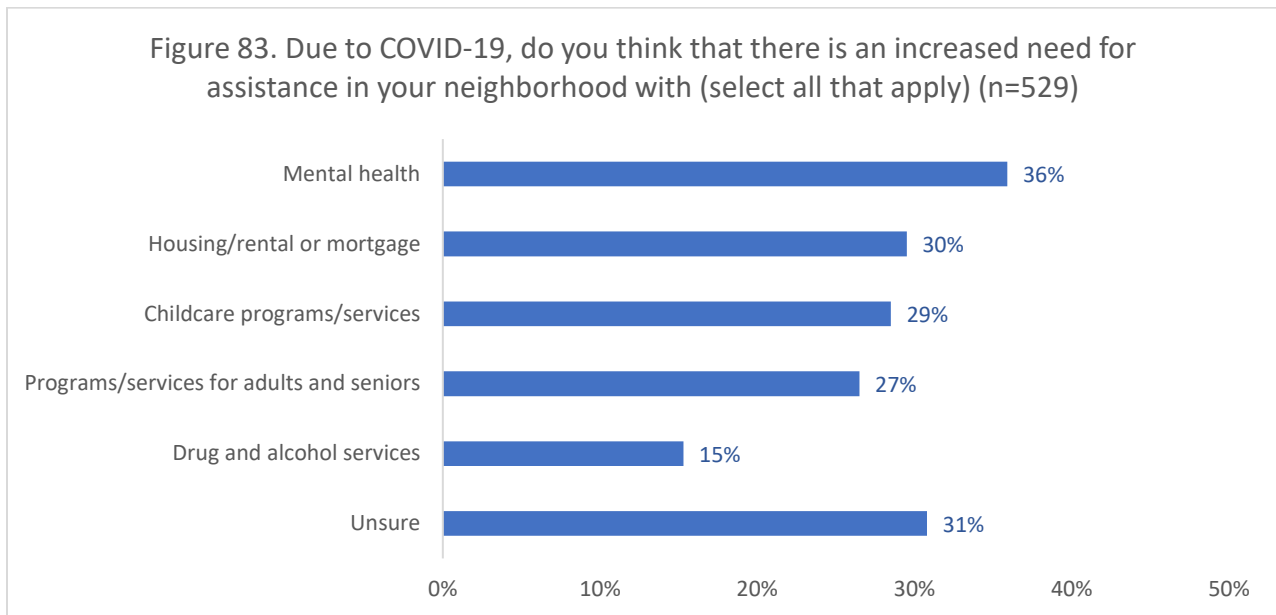
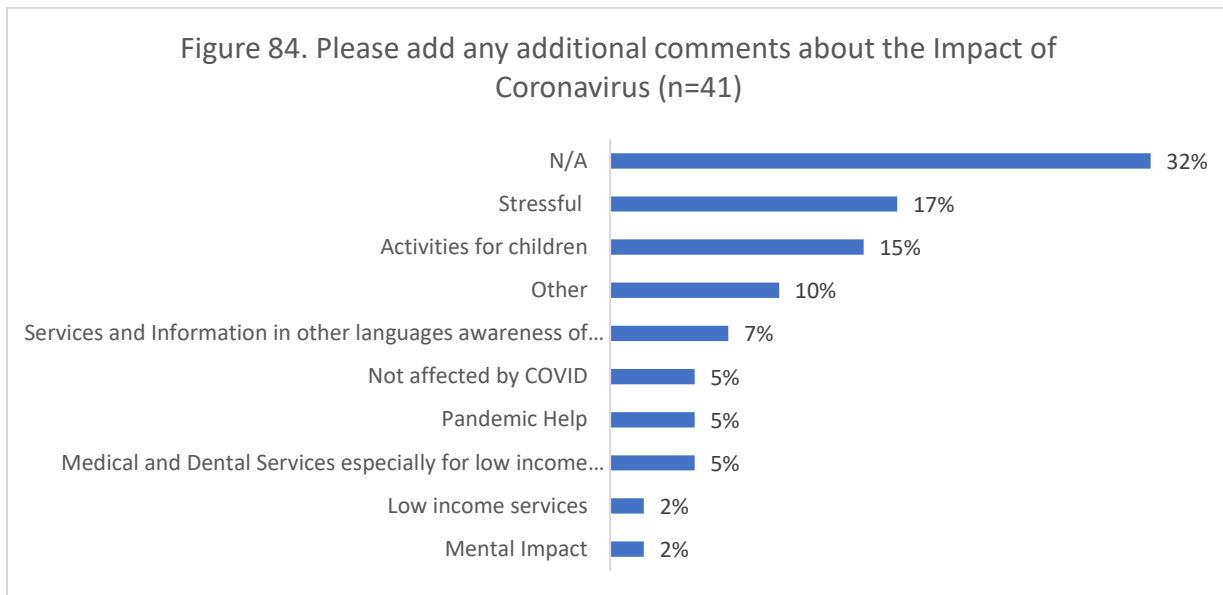


Figure 83 shows that about one-quarter to one-third of members feel there is an increased need for assistance in their neighborhood with a variety of services.

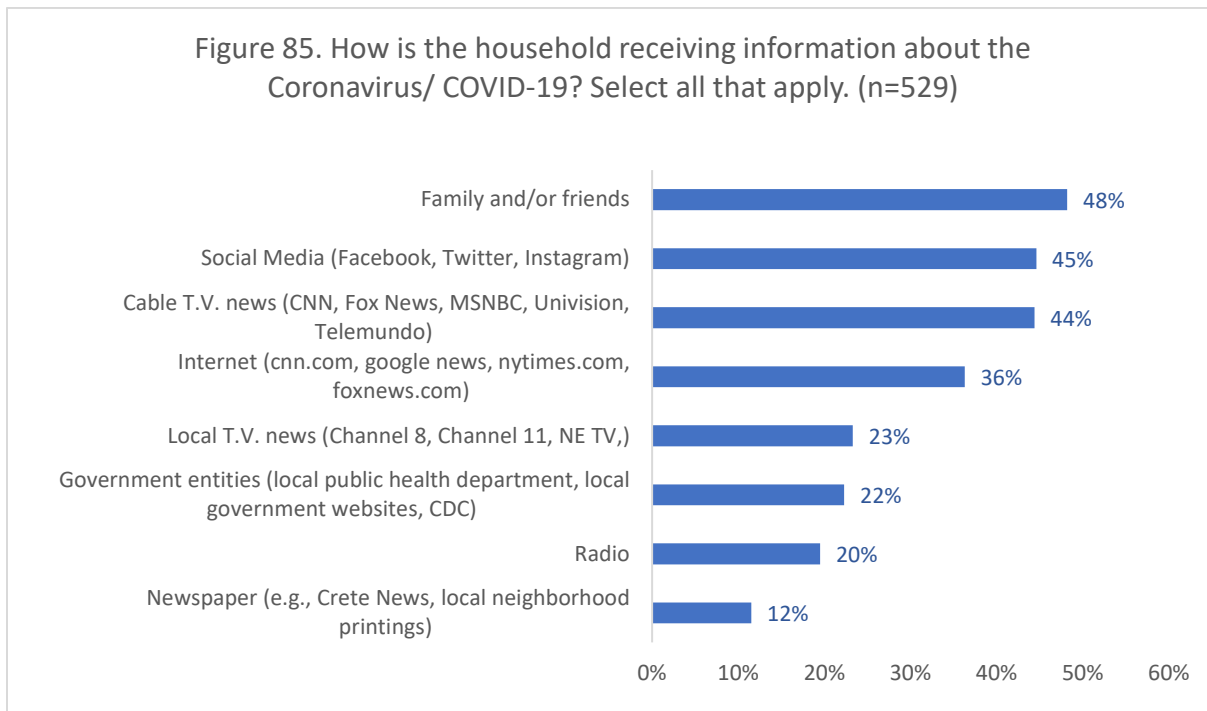


Additional comments provided about the impacts of the Coronavirus were coded into themes, which are shown in Figure 84. The most common themes were the stress of COVID-19 and needing additional activities for children. For a complete list of answers please see Appendix A.

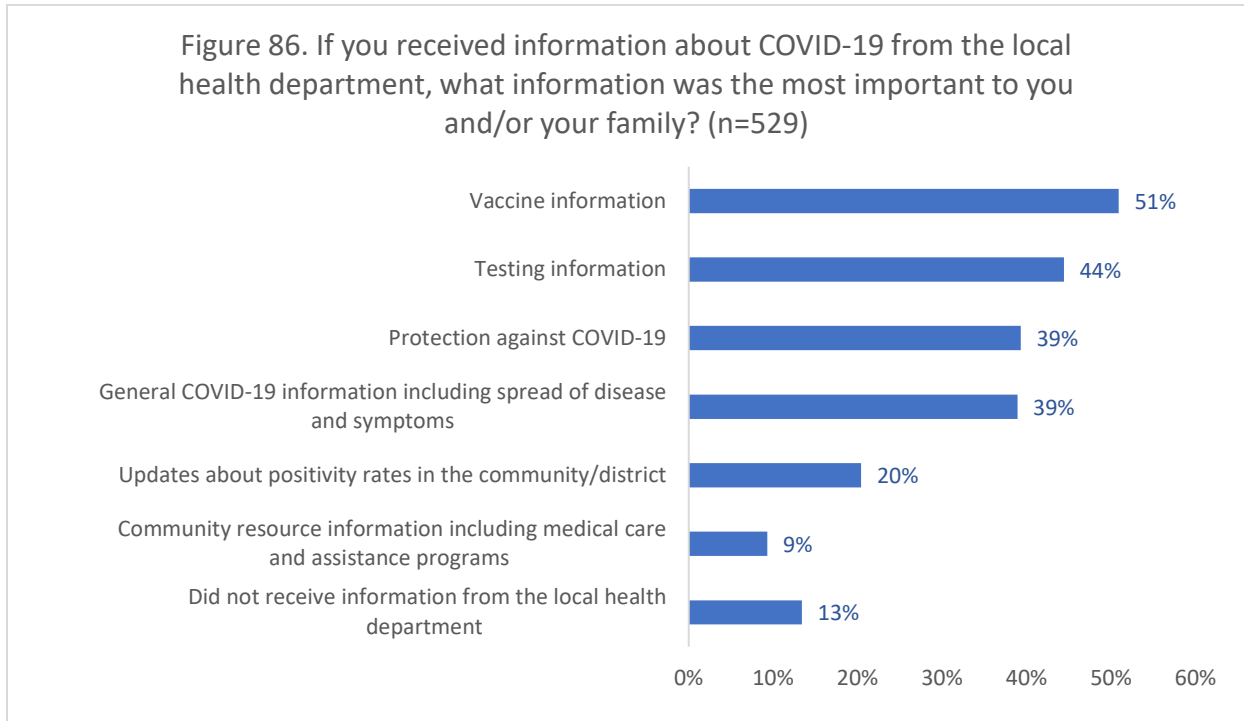


COVID Information

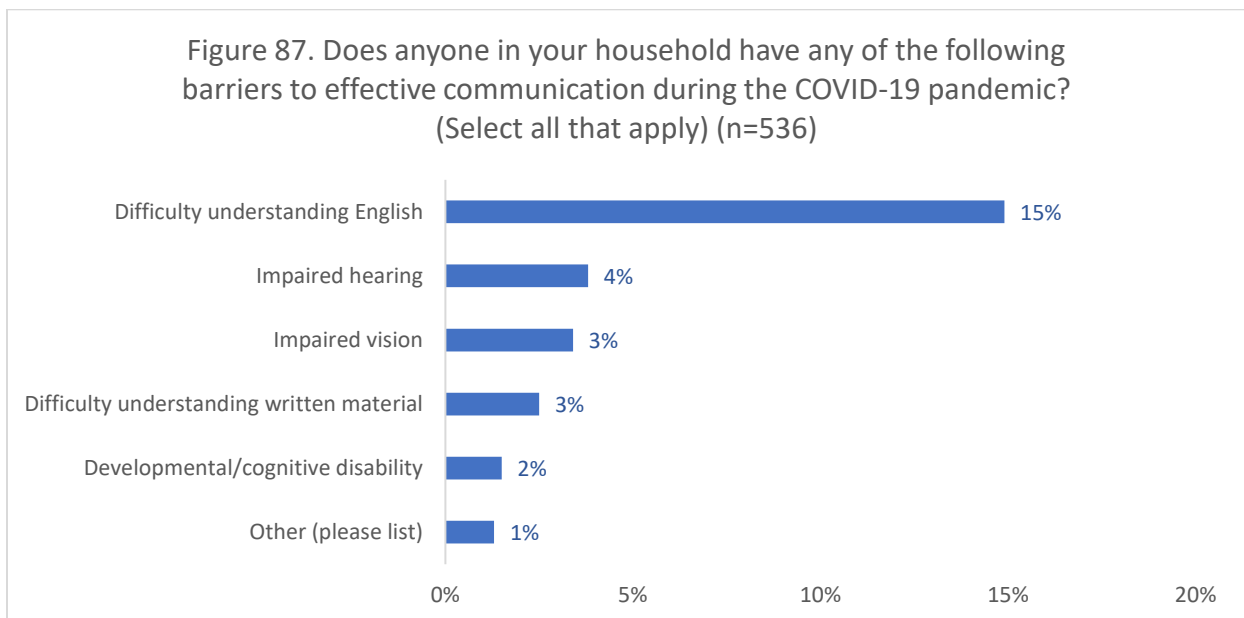
Respondents indicated they received information about the Coronavirus/COVID-19 from a variety of sources. The most common source was family and/or friends, followed by social media and cable tv (Figure 85).



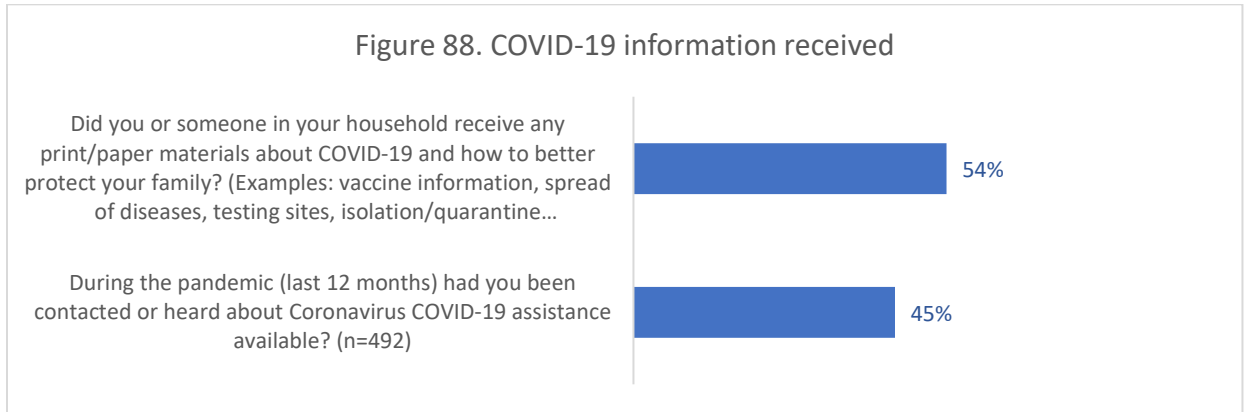
Among the information received from the local health department, vaccine information was most often reported, followed by testing information (Figure 86).



Most respondents (84%) reported receiving information about COVID-19 and resources available in their primary language; however, some barriers to effective communication among household members were reported, including difficulty understanding English, which are shown in Figure 87.



Slightly over half (54%) of respondents reported that they or someone in their household received print/paper materials about COVID-19 and how to better protect their family, and nearly half (45%) had been contacted or hear about Coronavirus COVID-19 assistance available (Figure 88). Of the 265 respondents who reported receiving print/paper materials, nearly all (94%) felt the information they received was helpful.



Grupos de enfoque

La salud en la comunidad

Cuando se les pidió a los participantes que describieran cómo creen que es una persona sana, describieron los comportamientos saludables y el sentirse sano.

- Comer saludable y beber agua
- Hacer cosas para uno mismo
- Hacer ejercicios y estar activo
- No presentar síntomas

Al describir cómo es una comunidad saludable y qué puede hacer una comunidad para ayudar a la gente a mantenerse sana, prevenir enfermedades, lesiones u otras condiciones físicas o mentales, los participantes de ambos grupos de discusión expresaron su preocupación por la falta de acceso a los servicios de salud, en particular los que son asequibles y/o locales. Más concretamente, los participantes consideraron que la comunidad necesita clínicas de salud locales que atiendan a personas con bajos ingresos, independientemente de su seguro o de su condición de inmigrante. El tema principal era la necesidad de más actividades recreativas al aire libre, incluyendo parques y actividades para los niños pequeños. "Invertir en parques o algo así, construir algo en la ciudad como en muchas grandes ciudades donde haya parques para los niños, para caminar para los adultos, o para las bicicletas... porque no hay aceras para caminar. Muchos de los niños de la escuela tienen que caminar por la hierba o por la carretera y eso no es saludable" Los participantes también hablaron de la necesidad de aumentar la concienciación sobre los eventos y los recursos.

"Durante los fines de semana no tienen tanta motivación para salir porque no saben dónde ir. Así que hacer lugares donde la gente tenga acceso para ir a divertirse, donde puedan ir a pasear, que también hablen con la gente sobre cómo pueden mejorar su salud o simplemente mejorar el entorno para que uno se sienta bien y pueda sentirse más activo."

Los servicios específicos que los participantes consideraron necesarios para ayudar a las personas de su comunidad a mantenerse sanas fueron los siguientes:

Cuidados de salud

- Acceso a una asistencia médica local y económica para todo el mundo, independientemente de su seguro médico o de su situación legal
Las sugerencias son
 - Clínicas satélite disponibles algunas veces a la semana o los fines de semana que podrían proporcionar a las familias servicios a bajo costo o sin costo alguno
 - Médicos voluntarios para prestar servicios similares a los de Clinic with a Heart
- Medicamentos gratuitos o de bajo costo, cuidado dental y servicios de salud de la mujer (por ej., mamografías)
- Opciones de servicios dentales que aceptan Medicaid
- Apoyo local a los padres con hijos bajo Medicaid

Colaboración con la escuela y el departamento de salud para ayudar a educar a los padres sobre los problemas de salud relacionados con sus hijos y conectarlos con los recursos

Actividad física

- Invertir en parques y espacios de recreación al aire libre, incluyendo:
 - Canchas de baloncesto
 - Campos de fútbol
 - Vías o aceras para caminar y correr bicicleta
- Crear actividades y espacios al aire libre para diferentes grupos de edad

Apoyo

- Apoyo comunitario para ayudar a navegar por los sistemas médicos

Comunicación y educación

- Mejor comunicación de los servicios de salud y de las actividades de entrenamiento, en particular las centradas en la prevención, para que los miembros de la comunidad no se queden sin participar.
- Información educativa sobre la prevención de enfermedades
- Adiestramientos en salud y habilidades (por ejemplo, cocina, costura, etc.)

Barreras para los cuidados médicos

“Si vas a una clínica de urgencias o algo así sabes que habrá una factura, así que esperas hasta el último momento y no es bueno. Incluso si tienes un seguro, sabes que habrá una factura y eso es lo que quiero evitar, otra factura, porque tengo comida, alquiler, luz, [y] agua o [factura] del hospital. La salud es posterior. Prefiero tener luz y agua a ir al hospital y tengo seguro”.

Lo más significativo es que los participantes señalaron que los problemas con el seguro y la imposibilidad de pagar los servicios eran las principales barreras que les impedían acceder a los servicios de cuidado de la salud y mantenerse sanos. En concreto, el costo de los servicios de salud y del seguro les dificultó la búsqueda de servicios para ellos mismos y/o para sus hijos.

Los que tenían seguro informaron de la confusión sobre lo que estaba cubierto y cómo se aplicaban las deducibles. Los participantes consideraron que la atención médica no era una de sus prioridades y que darían prioridad al pago de los alimentos y los servicios públicos antes de buscar atención médica. *“En mi caso, soy madre soltera y la que aporta todo. Tengo el alquiler y las facturas y todo, y no tengo suficiente [dinero] para hacer una consulta médica. Es caro y no tengo tiempo para ir a Lincoln”.*

Otras barreras señaladas fueron los problemas de transportación, los tiempos de espera para las citas y las barreras del idioma. El transporte, tanto a nivel local como a otras ciudades, puede ser un obstáculo para acceder a los servicios de salud. *“Mucha gente puede conocer las actividades o haber estado en una clínica, pero ¿qué pasa con las personas que tienen necesidades*



“He oído que mucha gente no tiene seguro médico porque cuando surgió la pandemia muchos se vieron afectados porque les redujeron las horas en el trabajo o tuvieron que dejar su trabajo porque eran adultos mayores o tenían alguna enfermedad y se asustaron.”

especiales? ¿Y si esa persona vive lejos? Les resulta difícil ir andando desde su casa hasta el lugar donde se realiza la actividad." Los participantes informaron de que les habían recomendado servicios en Lincoln u Omaha. Los que conducen localmente indicaron no sentirse cómodos conduciendo en esas ciudades y los que no conducen tendrían barreras adicionales para llegar a otras ciudades en comparación con las opciones locales. Otra barrera con los servicios en Lincoln y Omaha es que a veces tienen largos tiempos de espera antes de que el proveedor les vea y viajar a menudo significa perder el trabajo. Esto era preocupante para muchos porque esperar meses para las citas puede significar que su enfermedad progrese y empeore. Las barreras lingüísticas también influyen en que los participantes y otros conocidos de la comunidad tengan dificultades para obtener los servicios que necesitan. Muchos no tienen acceso a los servicios en su lengua materna y la interpretación no está disponible fácilmente, lo que a veces llevan a miembros de la familia con conocimientos limitados de inglés para intentar traducir. *"Ahora mismo tengo un familiar que está en el hospital de Lincoln y que está con su hija. Su hija, con el poco inglés que sabe, está traduciendo para su madre y pensé que, si está en Bryan, deben tener más tecnología para la traducción."*

Problemas de salud comunes

A continuación, se exponen los problemas de salud más comunes en la comunidad, identificados por los participantes en los grupos de discusión:

- Diabetes
- Colesterol
- COVID
- Salud mental (ej., ansiedad)
- Problemas dentales (ej., caries)

Salud mental

En general, los participantes apoyaron los servicios de salud mental y dieron importancia a priorizar la propia salud mental. Estaban de acuerdo de que hablar con un psicólogo y/o terapeuta es importante cuando ellos mismos o alguien que conocen necesita ayuda. A pesar de su disposición a la búsqueda de estos servicios, los participantes se enfrentan con barreras a la hora de buscar servicios de salud mental. Describieron la falta de acceso a opciones de tratamiento de salud mental cultural y lingüísticamente apropiadas como una preocupación importante en la comunidad. En específico, les preocupaba no tener acceso a psicólogos y terapeutas de habla hispana. Aunque los servicios de interpretación pueden estar disponibles, muchos informaron de que se sentían incómodos con la presencia de otra persona en la sala por miedo a ser juzgados y a la violación de la confidencialidad. *"Si tienes que ir al psicólogo, necesitas un intérprete, y no quiero que otros escuchen mis problemas. Dicen que es confidencial, pero nunca se sabe."*

"A veces prefieres callar y dejar pasar el tiempo porque no sabes dónde encontrar los recursos que necesitas para tu salud mental"

Algunos participantes informaron de que tenían acceso a servicios de asesoramiento espiritual a través de su iglesia, pero no creían que fuera una opción para todos y reconocieron que la ayuda externa también era importante. Muchos informaron también de que algunas personas de la comunidad no tienen familia o amigos con los que hablar de sus problemas. Los participantes consideraron que se trata de un problema común, ya que muchos residentes de

Crete son inmigrantes que están aquí por trabajo, y muchos no tienen familiares o amigos cerca. *“Hay gente que tiene la ventaja y la bendición de tener más familia aquí. Para aquellas personas que vinieron a esta ciudad sólo o que son inmigrantes y no tienen a nadie aquí o viven con otras personas que tal vez ni conocen y entonces necesitan mucho de ese apoyo de tener a alguien con quien hablar y eso es difícil de encontrar.”*

Cultura y salud mental

En general, los participantes informaron de la existencia de un gran estigma hacia la salud mental en general y en el acceso a la atención en las diferentes culturas. A algunos les preocupaba que les consideraran "locos" por acudir a un psicólogo, mientras que otros pensaban que buscar ayuda era una pérdida de tiempo. *“Dicen que puede ser una pérdida de tiempo o de dinero. No creen que hablar con alguien les ayude.”* A pesar del estigma presente en sus culturas, los participantes apoyaron estos servicios y consideraron que debe haber más educación sobre la salud mental.

Los participantes consideraron que la educación sobre este tema debería incluir:

- Explicar que es ansiedad y depresión
- Conocer los síntomas de que alguien necesita servicios de salud mental
- Los beneficios de los servicios de salud mental

Información de salud

Los participantes informaron de que utilizaban Facebook, YouTube, TikTok y Google con frecuencia, cuando buscaban información de salud. Los participantes también mencionaron que tenían acceso a información sobre salud que era compartida por Public Health Solutions, a través de la escuela de sus hijos o a través de su trabajo. Lo más común es utilizar YouTube para encontrar recetas saludables y remedios caseros para cuando ellos o un ser querido están enfermos.

Desastres naturales

Durante las catástrofes naturales, los miembros de la comunidad utilizaron con mayor frecuencia el sitio web de la ciudad de Crete o su página de Facebook para obtener información. En estas páginas, podían acceder a alertas, actualizaciones e instrucciones sobre cómo mantenerse a salvo durante los desastres naturales. Otras fuentes de información fueron las alertas telefónicas y las páginas de Facebook/sitios web de los parques de bomberos cercanos.

Transmisión de información

Al ofrecer sugerencias sobre cómo el departamento de salud pueden comunicarse con la comunidad acerca de las situaciones que les puedan afectar, muchas de las sugerencias se enfocaron en que la información se compartiera a través de la escuela de sus hijos, incluyendo compartir información a través de volantes en las mochilas de los niños. Otros modos de difusión de la información sugeridos incluyen compartir información en las iglesias locales y colocar folletos en toda la ciudad, como en las tiendas de comestibles y los bancos hispanos. También hicieron hincapié en que la información debería estar disponible en español.

Comunicación

Cuando se les preguntó sobre la propagación de la información por parte del departamento de salud, la respuesta de los participantes fue variada. Algunos participantes consideraron que el departamento de salud necesitaba una mayor presencia en la comunidad. También que deben mejorar de como informan a la comunidad acerca de los recursos, para que puedan ser considerado una fuente fiable a la hora de proporcionar información sobre la salud. Sin embargo, otros creían que ya eran una fuente de confianza y que compartían información confiable.

Para mejorar aún más la comunicación, los participantes sugirieron tener una comunicación más abierta con la comunidad, como tener una página en la que los miembros de la comunidad puedan publicar preguntas. Otra sugerencia fue ampliar la comunicación dentro de las iglesias y la comunidad. Mientras que algunos participantes mencionaron que el departamento de salud ha compartido información en su iglesia, otros no habían experimentado esto en su propia iglesia.

COVID-19

En general, los participantes consideraron que el departamento de salud hizo un gran trabajo compartiendo información relacionada con el COVID-19 y las vacunas. Los que recibieron la vacuna en PHS tuvieron experiencias positivas y se sintieron respetados. También elogiaron la capacidad de PHS para hacerles sentir seguros y les ayudó a resolver cualquier duda que pudieran tener en relación con la vacuna COVID-19. Además, los participantes recibieron información sobre el COVID-19, incluso sobre las vacunas, a través de las escuelas, sus lugares de trabajo y las redes sociales. Sólo se hizo un comentario negativo en relación con el papel de PHS en el despliegue de la vacuna COVID-19, que fue que el departamento de salud compartió la información demasiado rápido.

“Lo que creo que hicieron bien, y siguen haciendo bien, es que cuando... una persona viene a una clínica como ésta, si esa persona tiene dudas sobre la vacuna, una enfermera viene y aclara sus dudas sobre la vacuna y también le dan información. Les dan su vacuna, pero también les dan información actualizada sobre la vacuna y sobre los síntomas que pueden tener por la vacuna.”

Si se produjera otra pandemia, los participantes estuvieron de acuerdo en que proporcionar información accesible era una forma importante en que el departamento de salud podía ayudar a los residentes de la comunidad a tomar las mejores decisiones sobre su propia salud. La necesidad de una mejor educación sobre la importancia de tomar precauciones también fue una sugerencia sobre lo que se podría hacer. *“Lo que podrían hacer es concienciar a la gente de cómo puede perjudicar a los niños, cómo puede perjudicar a los ancianos, cómo concienciar a la gente para que se vacune porque mucha gente tiene miedo.”* Además, los participantes consideraron que se necesitan más controles al principio para evitar la propagación de enfermedades.

Las sugerencias específicas que los participantes ofrecieron para aumentar la accesibilidad de la información incluyen:

- Información disponible en más idiomas

- Información disponible en términos más sencillos
- Más información actualizada
- Compartir y enviar información por correo
- Compartir información y enviar por correo electrónico

Appendix A

What language do you speak? - Other (please specify)
Arabic
Cuba
English
Spanish English Kanjobal
Spansh kanjobal
Spanish and K'iche
Spanish and Kanjobal
Italiano
Kanji also and Spanish
Kanjobl
Korean
Lao
Portuguese
Quiche and Spanish
Spanish

How would you describe your disability? Please choose as many as apply to you. - Other: - Text
ADHD
Chronic health condition
Copd
Fibromyalgia
N/A
Sight loss

If you are currently working, what type of work do you do? Please list.
Accounting
administrator
Administrator
Agricultura
Assistance with Veterans (Vererans assistant)
Assembly line
At a school
Athletic compliance
Auto repair
Babysitting
Bakery

Bank in front of mill
Bank teller
Bank Teller
Billing
Blue valley teacher assistant
Box maker
Bunge Mill
Butcher
Camera at a cafeteria
Car salesman
Care giver
Butcher shop
Cart push
Childcare
Cleaning
Clinical work
Cleaning
CNA
Community Assistance for local government
Company
Window or Veteran company
Concrete
Counseling
Construction
Construction
Construction
Construction
Construction
Construction
Construction
Cook
Correctional Worker
Meat Cutter
Meat Cutter
Construction (mispelling but i'm assuming they meant "construccion")
counter/ sales
Counter/sales
Custodian
Customer service
Daycare

Daycare teacher
Domestico
Driver in universal pure
Education
Electroplater
Packer
Packer
Packer
Employee
Production area at Smithfield
Packer
Meat packer
Chicken Packer
Brick packing
School
Farm
Farm work
Farmer
Farming
Farmlan
Farmland
Farmland fud
Farmland work
Fast food
Financial
Fitness
Food service and office job
Forklift driver
Fortlif
Framing
Front Desk
Cattle raising
General labor
General production
Graduate assistant
I do everything in [poco --> little?]
Hair stylist
Health care
Health care provider

Health services
Healthcare
Home health
Home visits
Hospital
Housekeeping
I work at a coffee shop.
I'm a peer mentor at Doane University
I'm a janitor for a plant company
Industrial
Industrial food production
Instructor
Interpreter
It
Gardening
Jormel
Keeper of the book
Cleaning
Lab technician
Labeler Operator
Labor
Laboral
Brickyard
Latina store manager
Washing wood pallets
Laybor
Lifeguard
Limpieza
Lincoln - cleaning
Lincoln - cleaning
Cleaning
Maintenance technician
manejando forklift
Managing teams or handle equipment
Manintance
Maintenance
Manufacturing
Marketing
Meat processer

Mechanics
Medical field
Server
Server, dishwasher
Morceria
N/a
N/A
Nursing
Worker
Office
Office work
Office
Office worker
Operator
Forklift Operator
Operator
Operator at a plant
Maquiladora operator
Machine operator
Painting
Bakery
Paraeducator
Paraprofessional
Plants
Production
Production line
Production
Production labor
Public Health
Purchasing
Rail car cleaning
Real estate agent
Human resources
Remodelacion
Reparations en viviendas
Restaurant
Restaurante
Retail
Sales

School
School employee admin
School para
Screen printer Video/photography tennis instruction
Secretary
Security
SED education
Self employee
Self employer
Service center at Doane University (tech)
Serving, bartenders , childcare worker
Yes, Farmland
Smitfill
Smithfield
Smithfield employee
Smithfield-meat packing
Social worker
Welder
I am a packer
Stock
Stocker
Stuffer operator
Supervisor
Swimming pool
Teacher
Teacher para
Title InsuranceOfficer
Labor worker
I work with food and with pigs
I work with forklits and jack pallets
I work in production
I work in diary and cattle raising
General work
I do cleaning at the killing floor of a pork plant
unsure
Sales
Volunteer work
Ware house
Ware house worker

Warehouse
Warehouse supervisor
Weverly
Wind farm construction
Work at carnicera/restaurant
Work at Walmart
Work study
Workstudy

What is your household size (including children)?
We are a family of 6
0
1
10
1000
15x 75
1 kid
2
2 adult
2 adults
2 adults and a kid (girl)
2 rooms
2 men and 5 women
2 adults
2 children
3
3 adults and 2 kids.
3 people in total
4
5
5 total
6 older people
6 persons mayores
7
8
9
Apartamento

Apt
Apartment 8
Casa
Small
Five
Four
Two adults
Two adults, one kid (girl)
A family of 5 members
Five
Big
Living with mom
Medium
My family, we are 4
A lot
N/a
Kids
No
One
[unsure]
Small
Small
Three people
3 room trailer

What is your highest level of education? - No High School diploma. Grade level completed? - Text
7
0
1
10
11
11 grade
11 gradoode high school
11th grade
12
2
3
4

Fourth grade [elementary]
5
6
6th grad
6th grade
6to
7
8
9
9 in Guatemala
Bachelors
Diversified
GED
Grade 9
Grado 11
Grade 2
Grade 3
Level of complete grade
No
No study
I didn't go to school
Industrial engineering student at university
High school
Just elementary
Elementary
Completed elementary
Six
Sixth
Sixth grade
University

If you are studying – which school, university or college, do you attend? (If you are not currently studying, please put "n/a")
Basic
Bryan college of health sciences
English classes
Crete
Crete high
Crete high school

Crete High school
Crete middle school
Crete middle school adult program
Crete Ne
Crete public school
Diane university
Doane
Doane university
Doane university
Doane University
Don colage
Done
E S L
ELC
At this moment I am studying English in Crete, Nebraska
In Mexico
Adult School in Crete, NE
English School
School for Adults of Crete
Esl
ESL class
ESL Class
ESL classes
ESLclases
GD
GED
Human services
I currently study at SCC in Lincoln
Literary family
Mexico
N
n/a
N/a
N/A
Na
NA
Nada
NASM Institute
No

I don't study
I don't study
None
Special Programs in English for adults
Special Programs of Crete
Scc
SCC - Lincoln
SCC Beatrice
Yes English for Adults
Southeast community college
Southeast Community College
Special program
Nothing yet
University of Nebraska - Kearney
University of Nebraska Omaha
Unl
UNO

As a person from a minority group, what are the best/worst parts of living in Saline County?
A small community with all essential necessities
I have only been here 6 months in this county so I don't have a answer for this yet
Being discriminated
Best - It's a nice and quiet community Worst - There can be a bit of subtle discrimination.
Best is quite, worse limited in access to service
Best part is having tienda hispanas worst part would be Crete being small.
Best part is how calm it is. Worst part is how little there is to do here.
Best part is that it is a small quiet town - worst part you have to go Lincoln to do more things
Best part is the community
Best part is the county activities
Best small town nice multi cultured people worst just the water comes dirty and smelly and people can drive kind crazy in town
Best Variety of stores and restaurants, worst not enough promotion de resources of a variable to minority community
Best- great people. Worst- Crete needs cleaned up (buildings, trash, cosmetics) and needs more low income housing
Best- Peaceful worst-not enough to do
Best- small town/rural community
Best-family +friends worst taxes
Best: A lot of people to talk to that have similar experiences. Worst: Can't think of any at the moment

Best: it is pretty diverse
Best: More safe than other cities & Commute is fast due to bien a small town Worst: Due to being a small town, people tend to know about others peoples business
Best: seeing so many ppl like me
Best: the diversity Worst: racism
Best: the people and the positive environment / Worst: N/A
Calm
Calm place
Calm
Small and close to Lincoln
small city
Close to Doane University
Community outreach
I think the health system
Crete
Diversity acceptance
Diversity, costs
Do not
Don't know
Dorchester
The price of basic services is extremely high
Electricity us very expensive
Its a beautiful state to live in
Its a calm city to live in
Its great because its calm and there isn't any traffic
Its small
Its very calm
Its calm
Its calm, I like it
Its calm I don't like the city
Its calm for raising kids
Its calm for my daughters
Its calm but I need more services
Its calm and we have everything
Its calm, I don't like that there aren't sidewalks nor public transportation
Its a very calm place and a friendly environment
Its a clam and safe place
Its a a small place and there are not enough programs for kids
Its a calm place

The streets are safe
Its safe
Everything is close to walking distance
Everything is fine
Everything is good here
Everything is good with saline
Easy employment in the area
Lack of childcare support
Lack of children's park
Lack of transportation and lack of free activities for kids
Family
Few opportunities
Friendly kind,helpful people
Good community
Good community resources
Good place to find a job. Not good opportunities to get better jobs.
There is a lot of amenities and safety for my family, I consider the education here very good.
Theres a lot of mean and jealous people
Health care being 30+ mins away
Health is pretty expensive plus insurance
I am not a minority
I do not have any problem about that
I do not have any problems about that
I do not like that I have to go drive to Lincoln for my job
I feel like sometimes things aren't tailored for minorities mainly white people.
I have many people that I can relate to and many that I can learn from. Worst part I would say that sometimes people have difficulty having reliable information in their native language
I like living in a small town, stores are close by and speed limit is low. We that are getting older don't need to be racing.
I like many things from crete, myself it doesn't affect me living in Crete but I have seen many people struggle with language barrier and not knowing where to get help from
I like that it's a minority majority community
I like the School
I like the smaller community but additional services are needed to help people remain independent
I like everything
I love the diversity and inclusivity.
I love the people I get to interact with on a daily basis
I thinks is safe town to live in, people is friendly
Language
Idk tbh

Infrastructure
Is quite but I do not like the railroads those are in a really bad shape and the city gives low maintainance to the streets
Is small town but had enough services and places
Is the good life & Wen the cops acting stupid
It's a calm town
It's great
It's ok nothing fun
Knowing everyone
Knowing that there is a lot of diversity and different cultures in the community.
The town is small but I like the environemnt
The discrimination that we sometimes face
The school
I like the school and that its small
The people can be racist
The best part is that its a small area without a lot of traffic and the worst is that there are not a lot of employment resources
The snow
I don't like the snow. I like the school
Safety and the peace and the worst...the high costs in the case of going to the doctor
Lack of access to resources
Lack of resources
Large minority population, many resources available
The streets are in bad shape
The best is that is a calm town
Memories are kept more controlled due to vandalism
I like that there are schools for adults
The distance to specialized medical care
Like town closed to Lincoln. Friends need more option for shopping
Little service
The best is that calmness of the town and the school
The best is the calmness of the area and the worst is the racism towards immigrants
The best is that its safe
The best part is that its calm, it doesn't sound like things happen
The best is that the people we meet are very friendly
The only thing I don't like is that there are no public sports areas
The best part is that there isn't a lot of noise, I live well
The best - comfort
Bad is car retreats
More sidewalks

I like that its calm
I like the school
I like it because its calm and its not very big
I like it because its small and they have services close by
I like it because its calm, the schools, and the teachers are good
I like it because its calm and I don't like the snow much
I like that its small
I like that there is only one school from preschool to high school
I like that everything is close
I like to live in Crete
I like it because it looks just like where I came from and I am very calm
I like that peaceful. I don't like that they don't fix the streets
I feel good and safe
Improve the streets and sidewalks
The best
The best - schools
The best the schools the worst is the gas, parks for kids/no soccer fields available
Best: I like places with small populations. Worst: Its really cold... 😊
Lots of discrimination
Lots of trash outside of some homes, little regulation for order
Multicultural; worst limited resources
Very comfortable
Very comfortable and I don't like that lanaguge is difficult
Very little work resources
Very calm
Very happy
N/a
N/A
Na
Nothing
Nieve
No problems
Nothing
Nothing
There are not a lot of work opportunities but I like that its a small [place] where there isn't a lot of crime
There are not a lot of school buses on the west side
There are not a lot of [stores] like a mall
No [unsure] opportunities for work
I don't like that everything is far and that theres no daycare and there are not a lot of options

No very well
I don't know
I don't know, I like it a lot
We don't have crimes
We don't much a
We don't have services but its calm
We don't have traffic
None
Not a lot of diversity when it comes to my culture. Even though there is minority culture here. More options.
Not a lot of support with people with no insurance
Not many places to live
Not sure
Nothing
Nothing really bad happens and is calm
Okay
One of the worst parts is that there isn't enough opportunities for minorities to get involved within the community. One of the best things about this is that we're close enough to not feel alone in this county.
Opportunity of work
Worst the bills and high taxes
Small and calm I don't like that its strict
Small and calm and I don't like that there are not a lot of [things] for kids and activities
Small and calm and I have [my family] closeby
Small town, everything is accessible
Small calm town
That its samll and very safe
That its a calm and pretty place
That there is [mad] its good and that there is discrimination that is bad
That they don't clean the streets well. They need to do a better quality job in December ,food
That everything is close
Quiet place
Quite
racism still exist, but the community is safe and mostly quiet.
Racism
Razonable
Rural Town, Room for growth en every aspect in the Midwest
Safety
Safety
I think everything is good
Small community

Small community with great friendly people
Small county
Small not enough places to go
Small town
Small town, not much selection
Small town. You know most people and low crime rate
Some county members are racist
they are the best
they are little racist
Status based on income
Having [unsure] work and the church
That it's a very diverse community but run by all WHITE MEN
The best is we have diverse food.
The best part are the low crime rates and a lot of diversity, worst part I feel like there is a lack of Hispanic community involvement, lack of event advertising in Spanish
The best part is that there is other people like me which I can relate with
The best parts of living in Saline County include the diversity and strong community.
The community
The community does a excellent job keeping it safe for raising children. New establishments would be nice more modern in the downtown area.
The diversity and community/ no places to go out and not many scholarship opportunities
The people living here
The stores
There are no places in which our minority groups can relate too
there is a big group of minority which is nice
Having to fix the streets. Its calm
To small
Everything
Everything is good
Everything is good, I am very comfortable
Everything is good
Everything has been very good
I like everything
Everything you [like]
Work and its [close] to the house
Calmness
Calm
Calm
Calm we don't have crime
Calm [I have] work

Calm and I like the school
Calm and the school
Calm the [the worst is that there isn't a lot of fun]
Calm and what I don't like is the weather
Calm and that there isn't traffic and there isn't any crime
Calm and I don't like extra [unsure] for hte family and there is not [unsure]
Clam and everything is close and there is not traffic. More parks for the kids
Calm
We live in peach
Water is not very clean
Worst - windmills
Worst part COVID best is the community and the people
Worst-lack of diversity

What might prevent you from taking part in activities/events?
Crash of cultures
Not knowing
Volunteer
Sometimes I don't notice
[Giving us more information]
Sometimes they look at us badly for being Hispanic
Absolutely nothing, I love going to events no matter the occasion
Attending classes no time
Availability
Busy
Busy schedule
Weather
Communications
Cost/Inflation
COVID
Dance
Depending on the schedule
Desability
The factor is time due to work reasons and attention to the family
[unsure]
Language
The language, I don't understand much
Not knowing the types of activities

No tknowing the types of events
Time
Work
Time and my job
I'm sick and I dont like to go out
I am busy
I am busy with my kids
Lack of information
Lack of information
Lack of time
Lack of time
Lack of money
Lack of time
Festival at Catholic Church each year
Getting sick my kids
Health
Health issues
Work schedule
I always work
I am not interested
I don't like to go out
I don't want too
I work out of state most of the time
Ice or something else at the same time
If I don't know about them
Ik
Information
Just don't want to
Knowledge of the activities
Lack of communication about the virus and some illness
Lack of time
Lack of information
Lack of advertising, not knowing about the events
Lack of information
Lack of knowledge regarding the event
Language
Laziness
announcements
[My schedule]

My work
My children are older
My illnesses
Mobility
Most of the time I missed the event because most of the time the events are post on social media and I don't have time to check social media
most of the time I missed the events because most of the time the events are post on social media, and I don't have time to check social media
Motivation
N/a
N/A
Na
Nothing
No distraction
Nothing
Nothing
No
Not knowing
I don't know the events
I am not interested
Doesn't exist
No food
There are no community activities
There is no information
There isn't a lot of information
There isn't no [unsure] inconvient
There isn't time
I don't realize
I don't find out
I don't like it
I don't like going to public events
I don't like to go out
Nothing prevents me
They don't interest me
I don't participate in [unsure]
No quietly
Not knowing what is going on
I don't leave because I have my small children
I don't know
I don't know [unsure] when they happen

I don't know of any event
I don't know about events
I don't know how to drive, I don't have a car
We don't have a lot of opportunities to distract ourselves
I don't have information
I don't have a car
I don't have anything preventing me
I don't have any problem
I don't have kids
I don't have time
I don't have time and I don't know English
I don't have transportation
No urge of attending
The family wont go
None
I don't know
Not being familiarized
Not enough time
Not enough time I'm a student athlete
Not informed of any events.
Not interested
Not knowing
Not knowing about it
Not knowing about it, lack of information
Not knowing about the activities or events offered
Not knowing about them
Not knowing about them not feeling welcome
Not knowing and timing
not knowing when they are
Not my thing
Not socialize
Not very interested in them
Nothing
Organize activity groups for older adults
Other previous engagements
Pain
[unsure] not having information
Police prescence
Because of time working

for my work
[unsure] lack of time and there isn't any for my culture
Because its not our culture
Well the weather, I can't drive in the snow
Well I don't drive
There are no events focused on the community, there is no communication focused on the community
I don't find out
There are not events of our Hispanic culture
I woud like more activities
Scheduling
School & work
School, athletics, fraternity events
School, work
School,track, homework
I am always working that case my schedule
I am very shy
Maybe the time
Time
I have small children and its cold outside
The people holding the event
The time
There is none available
Time
Time
Time or work
Time or work
Time
Time and interest
Time and money
Time management
Time, & mental health
Being timid
Timing with other events
Work
Work no time
Work and weather
Work and kids
Transportation, and anxiety and feeling uncomfortable [unsure] of the place
Weather

Where it's held
Work
Work might prevent me from taking part in activities
Work/school
Working

Please add any additional comments about Life in Saline County.
I like it
A did no have a yes answer
I like the Pueblo and Purdue trader mad opportunities to socialize and menorah the view of the MainStr eet
Activities for various cultural and age groups. Need more age related cultural fun activities to participate in and learn about each other
good
comfortable
comfortable
Confortable
I think it is a very dull place that we people who still do not speak English will find it very difficult
In the county they do not allow events that have nothing to do with things from the USA
It is very quiet to live with family
The place is calm and pretty
The place is calm and it continues being a safe
Its calm
Its a calm county
Its a calm town to live in
Its good
Everything is great
Lack of information in Spanish about the county
I feel safe and like the access that I have for shopping and that the hospital is close.
I know it is a small town and it seems like people depends so much on social media to post events and school activities, I work all they long and when i come back home I have to attendant my family and house and i dont have time to check social media
I know it is a small town and it seems like people depends so much on social media to post events and schools activities. I work all they long and when I come back home I have to attendant my fam and house I don't have time to check social media
I like livin here because is a calm town, I feel comfortable going etc
I like that it is safe and quiet. I love the diversity here but feel the community is becoming more segregated. I don't feel we are as welcoming as we used to be.
I would like to know more about the events taking place in Saline County
Is ok I live here for 53 years
It would be good if mailings were sent to people with disabilities or elderly about events that we could attend. More elderly and disabled services are definitely needed

It's a good town
It's a great place
The school education
The lady at the postoffice gets involved where she is not called
Life in Saline County is calm and safe.
Life is good here love it
Life is very good here in saline
Lived here since 2002 and love it
Love saline is small town good for kids friendly
Low crime.
More lights on the streets its very dark
More recreational opportunities
[unsure] safe
Very good
I like it
I like the town
I like the safety there is here
I like it a lot how it is, I wouldn't change anything
I like that its very calm
I like [unsure] its a calm city [very] calm
I like the calmness and the schools are good
I like that its very calm
I like living here because of how calm Crete is
I like living here overall because of the safety for my kids
I like it and sometimes theres discrimination
I would like that we would have more information
I would like it for them to fix the streets
I would like there to be more sports courts for the youth so that they can practie more sports and keep them away from drugs
I would like there to be more places to go with my kids
I would like there to be more places for me to hang out with my friends
I feel good
I feel good
I feel very good
I feel great on the mole
I feel very good in the [unsure]
I feel very happy
I feel very safe
I am scared of racist comments

Very happy
Very good
Very safe
N/a
N/A
Nothing
No
I don't like socializing
I don't know
I don't have a lot of friends but I'm happy
No everything is good
None
Peace and trust and love
That there would be more Multi-cultural events
Maybe a little bit more involvement with our community in any social event because a lot of us feel isolated
I feel good
I think they need to open up more clinics
I only socialize with people in my church
I am new in Saline and I [unsure] I have [few] responses [unsure] learning more of Saline
Thanks
all good
everything is very far
everything went well for me
Calm down, give yourself at ease
I feel that we need more park.

Please add any additional comments about Community Safety.
N/A
[unusre] to receive the information
Appreciate involvement of Crete police dept in school settings
There are youth that don't have care on how to behave in the town and they drive fast and its dangerous for the people walking on the streets
Community safety here in saline is very good cause is no sickness and no crime
For me, Crete is safe
There should be creative activities, always maintain safety en said place, and that the police always be attentive in the safety of the town
They should take care of the schools more closely in time of class.
Do not trust the police at all

Dogs should not be alone because a dog attack my little poppy
The area where I live is safe
It's very safe
It's safe
It is safe but there are incomprehensible people
It's safe
It's safe because its small
It's a safe place
Good police
I did not report it
I feel like the police aren't aware of the cultural diversity and some tend to be more aggressive because of it (personal experience)
I wish police patrol Westwood more often
The authority is very friendly
More police activity more surveillance
[unsure] good
[unsure] safe
I like safety
I feel comfortable with the safety
I feel safe here
I feel safe
Better informacion
Lots of security
Very good
Very good
Very happy
N/a
N/A
Nothing
I need safety
We need more light en some streets and neighborhood
Need more cool ppl
I dont' feel safe
I don't feel very safe
I dont' report [to the police because of my status]
I don't know
I don't know any
I [don't now much about the safety] of night time. They had just broken my work car [window] and it hasn't been that safe Saline, Saline at night
None

We feel comfortable because of the calmness that it offers
Nosr
Nothing
For [me] very good
Pretty safe
That there is more control in areas that I live overall at night and on the weekend
Quiet place
Safe place
Safe
There is racism in the county
There are people walking around late at night /middle of the night and that makes me feel uncomfortable.
All good
Everything is good
Everything looks good
I still think it's safe

Please add any further details or list any services you have used that are not listed above. (If none, please put "n/a")
Blue River
Classes de karate y region v services
EBT
Indoors sports
Library
Free excercise place
More traffic lights and buses
I would like that there would be a decent recreation place to play soccer
More work opportunities
N
n/a
N/a
N/A
N/s
Na
We need [unsure] stops [its not]
Need public transportation badly for elderly and disabled
Nothing else
[Nothing]
No
I don't use any

I am not sure
I don't know
I don't use the services in Crete
None
I don't know
Nursing home
Safer roads in Crete
Services provided through UCC and other churches
Low income services for kids to do sports
Psychology more psychologist at the schools
Just more grocery stores

How comfortable are you accessing each of the services listed above? - Others: (specify) - Text
N/A
No

Please add any additional comments about Public Services.
We don't get public transportation for the kids
Good
Good tattoos thanks you
I look for a second opinion if I don't like the first option
Crete needs help in all areas
I really like Sixpence
Spaces for the elders
Its good
We need a service for public transportation, I would really like if there was one
Good community
There are few [options]
Indoor facilities for children to practice sports
More respect towards people
More free health services, more employment, more local transportation
I would like to have a place to take kids when it's cold
More soccer fields for kids and young adults
Very good
Very poor
N/a
N/A

Nothing
We need more public transportation
We need more sports fields ASAP
Need bus for school because is expensive
Nothing
No
I don't qualify for any service
I don't use it
I don't feel comfortable with the Scouts Club because only white kids participate
No public transportation
I didn't know there was public transportation
We don't have events in our language
I don't access to a lot of services
I would like soccer fields
None
[unsure] is good good
Public service is very good
They are good
There is not much awareness made to the community.
There's none
They need more listings
Everything is good with services they are close
Everything is comfortable
Which know more about it

Please add any additional comments about Food Insecurity.
More fresh food
I cook everything
Eating more healthy
Crete needs more [unsure] food
The prices for everything are super high and I don't have with my salary
Everything is expensive
Everything is very expensive
I need money and a job
Good
Nutritious stuff is expensive
Local clinics do no accept new patients with Medicaid
Nutritious food is expensive

The price of food is extremely high
Food prices are very high
N/a
N/A
None
Nothing
I am not very informed about how to eat healthy
Nothing
No [unsure] are nutritious
None
I don't know
Nutritionist food is expensive
To reduce the cost of food
To have more [programs] that distribute food
The backpack program is very helpful. I do not have money to pay the bus
The community could help people more aware of what is available.
There have been a few times when our bank account was very low due to hospital bills and we were not able to access resources due to net income guidelines.
Everything is good
Everything is expensive
Everything is very expensive
Everything is expensive
Everything is expensive and nothing is organic
Everything is expensive
Everything that is healthy is expensive
Everything healthy we can find Crete
All food is extremely expensive
Trash
I don't cook

Where is your primary care physician located?
Here in crete, but I avoid it because I don' thave insurance
Beatrice
Clinic with a Heart
Low income clinic in Lincoln
Crete
Crete Nebraska
Don't have one
In Crete

in Lincoln
In another state because I have little income
Fillmore
Fort Worth, TX
Friend ne
Hometown
I don't have a doctors
Jefferson
Lancaster county
Lincol
Lincoln
Lincoln and mexico,
Lincoln Clinic with a Heart
N/A
No
No applicable
No idea
I don't have any
I don't have a doctor
Omaha
Panama
Roswell nm
Sometimes with Dr. Gutierres
Spain

Please list your conditions. (If none, please put "n/a")
High cost
Arthritis and take heart medicine.
Asmtha
Asmtham, migraine
Asthma
Cancer
Cancer, COPD
chronic pain
seizures
COPD
Heart and diabetes
Diabetes

Depression
Depressed
diabetes
Diabetes
Diabetes and high blood pressure
Diabetes hbp high cholesterol
Diabetes kidneys arthritis
Diabetes and [imperfection -unsure about this translation]
Diabetes, high blood pressure
Diabetes, high blood pressure, cholesterol, depression
Diabetes, high blood pressure
Diabetic
Diabetes
Dietetics, blood pressure, arthritis, depression
Cardiovascular disease
Renal disease
Epilepsy
[unsure] good
excellent
Fibromyalgia
Asthma
High blood pressure
High blood pressure hearth
High blood pressure, Parkinson's
I'm good health
Kidney failure
Leukemia
Liver disease
Low platelets
My daughter is special needs
My mom sick and she does not have health insurance, we need help
Mom- hypertension
n/a
N/a
N/A
Nothing
High levels
No

I don't have any health insurance when I get sick when I get sick I take care of myself because the hospital charges a lot of money
Well everything problem with the prices
High prices
High blood pressure
sinus, migraine and knee pain
Thyroid

Please list healthcare services not available in Saline County that would be helpful to you and/or your family.
A free clinic
Sometimes they don't have an interpretor
Low cost assistance resources
Low cost resources
Better transportation
Cardiologist
Blood tests, mamograms
Clinic
Free dental clinic and free health clinic
Free dental and health clinic
Crete needs more public health help
CVS pharmacy
Low cost resources for families that don't have insurance
Dental,
Dentist kefir children
Dentist
Dentist and eye doctor
Public dentist
Dentist that speaks Spanish and that takes new income from Medicaide
Diabetes counseling mental health counseling
Low income doctor
Doctor that speaks Spanish
Dr that are free for people that do not have insurance
Heart doctor
Excercise more places
Specialist
Specialist
Especially
Excercise

Free medical and dental clinic
I am not sure
I do not know
Interpreter
Interpreter for my dad
Prepared/trained interpreter that are familiar with a great variety of medical and general health terminology
Low income and servicios for minorities
Low income resources
Low income services
Cheaper and cash assistance
More services for those of us that don't have health insurance
More psychologists
Mental health services in Spanish
More Dr that are low cost
More free services for people that do not have insurance
More translators
N/a
N/A
It needs more places that help people who cannot have health insurance
We need medical assistance
We need more low income medical services
Neurologist
Nothing
I am not sure
I am not sure
There is no assistance for people who are Hispanic
I don't know
None
I don't know
Nutritionist
Pediatric
Pediatrician and dentist who qho wants to help children with Medicaid
Planned parenthood should be available
Public transportation for elderly and disabled
Specialist services
Low cost services and bilingual doctors/medical staff
Low cost services
More accessible affordable health services for people who do not have health insurance
Psychologist

Specialist is not available
[therapist] for [unsure] that have autistic children
Transportation
Transportation for wheelchair users
A general health check up for each person
Urgent care
Women clinic

What was/were the reason you dropped health insurance? Select all that apply. - Other: (please list) - Text
Jobs take them away, then give it back
I don't have health insurance
Work

Please add any additional comments about Health Care.
We dont' have a lot of information about the vaccine
Medical services are expensive
Medical services are expensive and I only go when its necessary for my children
Choose another seperately to inhale
It's good
Its very expensive
Health insurance is very expensive
Its expensive and we don't have [unsure]
Medical services are very expensive
Its expensive to go to the doctor
Health care is too expensive. Doesn't pay much if you're a healthy person
I never had healthy care
Is alright
Long term insurance company changes were against what policy was sold
More free medical care
I have felt good about health care
Medical care is way too expensive.
My spouse is paying a lot of money for going to the hospital for an emergency and its affecting us a lot
N/a
N/A
Nothing
My family needs a lot of help, my mom needs medical attention

Need more free services
Need more home health care providers with nurses
Need more mental health care
None
None
No
I don't have any
I don't have insurance and I am paying for medical factor
[unsure]
None
I only take Tylenol, sometimes I question whether its worth going to the doctor just so they can tell if it hurts just to take Tylenol
The dental services is very expensive
They do offer translators at the hospital.
Too expensive
Very good

What is your primary mode of transportation? - Other, please list: - Text
Daughter takes me
My husbands car
My son
My partner drives
My partner gives me rides and my friends
My partner takes me where I need
Rides
I dont' drive but my husand does
I don't drive but my partner does

What do you need transportation for the most? Select all that apply. - Other (please list) - Text
Church
I don't know
Doctor
Dr
Enjoyment
Church
Churches
Kids activities

Kid uses it
I don't drive
I don't have a car
None
Never
Occasionally needs.
To go to the gym
For everything
Pleasure
Pleasure
pleasure
School

Please add any additional comments about transportation.
Nothing
[unsure] public transportation
It was difficult [because] I didn't know how to drive but now I have a car
There is nothing here in Crete
Car
In the town we don't have any public transportation
It's good
I don't drive but my husband does
I have friends that have relied area transit but hours were very limited.
I never use it
I used it once, transport to clinic because of nerve pain I couldn't drive. It was a blessing.
Interpreters
Let People know about the transport services.
My children ride the CPS bus and we are charged for them to get to school and home. It should be a free service for any child.
N/a
N/A
We need more available cars since we only have one
We need more public transportation
We need accessible routes during the winter
I need transportation services, now I have a car but I did not before
We need free transportation for kids going to school
None
No
I don't know

We don't have options
There is no bus
I don't use it
None
I have never needed public transportation
Well we need public transportation
Transportation service for kids
I just need one [unsure] because my car is not working
Public transportation on the weekend
Public transportation that goes to other more distant places so I can go to work.
Very good

Does anyone in your household have any of the following barriers to effective communication during the COVID-19 pandemic? (Select all that apply) - Other (please list) - Text
my son can't smell since he had covid
Mixed messaging from the CDC
None

Please add any additional comments about the Impact of Coronavirus.
N/a
It hasn't affected me personally
More help for the youth
[unsure] are the symptoms after the vaccine
Dental care for those that do not have insurance
Stress
Stress from being sick from covid
Food programs need to increase in availability and awareness.
It was really stressful being locked up
It was really hard for the community
I believe in God so everything will be okay and I am on his hands
Impacted everyone not only physically but mentally
More places for kids
Mental health services in Spanish
More dental care and medical and help for married couples. And daycares drop off
More information about services
Lots of people living in one house affects that [unsure]
N/a

N/A
Na
Nada
Needs for kids and playing
We need more activities for kids to do sports
Nothing
Nothing
No
I don't want to add more but we need more soccer fields there are no soccer fields
We dont' have anything pandemic help
None
People is overwhelmed because have to work extra hours
Excercise programs
Well it was stressful not being able to leave
Services to people that do not have a SS# to work and paid for their own expenses
Smithfield over works their employers because they are short staffed
Sucked
Very good
We need an indoor place with activities for all ages

At what kind of place did you receive the most recent dose of Covid-19 vaccine? - Other - Text
Jail
Community clinic in lincoln
Doane University
Nursing home
Orginal from WIC
Pinnacle
Public health solutions
Public Health Solutions
Wic clinic

Please add any additional comments about the Covid-19 Vaccine.
A family meme era passed away so I take COVID very serious
It has lots of effects
It has lots of side effects
Don't trust it

Illnesses related to [Covid]
Its very important to get vaccinated
its safe
I believe in GOD and I do not need any vaccination
I do not trust them
I dont trust the information out there, too much back and forth. I dont feel the vaccine is right and will NEVER get it or anyone in my household.
I feel safe with the information I have
N/a
N/A
na
Nothing
Need information on how to take care of your self while sick with COVID
Nothing
No [unsure] decided to get the vaccine
Quit jamming it down our throat day in and day out
We have to take care of ourselves so the virus ends
There is a lot of international news about the vaccine our media is not reporting.

Which of the following best describes the reason you do not subscribe to internet service? - Other (please describe) - Text
Because I live in an apartment
NA

Please add any additional comments about connectivity for families.
I used to not have internet because it was expensive now I have it
There should be low cost internet and with better signal
After the vaccine I felt more weak and with bodyaches
The internet is expensive
The internet is very slow in my house
The internet is very slow
I have been able to [obtain] more information about where
The town is very small and the services are limited
The internet service is expensive and slow
The service is slow
Its expensive
Its expensive
Its slow and expensive

Its [expensive]
Its expensive
The internet service is expensive
Its very expensive and using it is confusing
Its very expensive and fails a lot in my house
Its very expensive and we need [more] low income services in this community
Its to expensive to pay
Its very necessary en this time of the pandemic
Expensive.
I dont believe my child needs access to internet for schooling. Textbooks work just fine.
I had being living here for one year and I like it
I like this town but we need more services
I lost my job and I do not have insurance so I cannot go to the Dr. I do not feel comfortable going to the clinic.
More quick and favorable internet
Is slow
The city should take care of the streets
The questions are very good
Low cost medical and activities for young children to do sports
Places where they [take care] of kids with disabilities
More help for students
Mas plan accessible for people and less expensive and recreational activities for children
More signal
I like the school and having the doctor close to my house.
I would like more places to do excercise so I can fine more Hispanics
My kids need a lot of dental care and I don't have any money for the dentist and I don't have insurance
N/a
N/A
na
Nothing
We need [more] recreational resources and [unsure] place to buy
We need more opportunities for work close by
Need more indoor recreational areas for children
Nothing
No comments thank you
We don't have a lot of option in places
I don't have any comments
No everything is fine
None
I would ask for more job fairs

There could be less expensive and better plans for internet
Well I don't have any comments
Services for those retiring. Opportunities for exercise
Services for those retiring and for the elder with disabilities
THE INTERNET IS EXPENSIVE
This community is growing very fast, and some parts of town unattended.
Every good
Everything good, thank you
Everything is good
Everything is very good
Very good
We need mental health services and many people
We need more assistance for people that struggles paying for medical expenses and tax return
We need more services for people that do not have insurance in this community.

Appendix B

Focus Group Questions

1. We want to begin our discussion today with a few questions about health and quality of life in your community.

- a. First, can you describe what it looks like to be a healthy person?
- b. Next, what does a healthy community look like and what can a community do to help people stay healthy, prevent illness, injury or other physical or mental conditions? PROMPTS: types of services or supports needed
 - i. What are the barriers in your community preventing people from living healthy lives? PROMPTS: lack of access to certain services or supports, barriers preventing you from going to the doctor, barriers to insurance – including costs and understanding, language barriers, felt dismissed because of the way you look or the way you speak, common health problems that are prevalent in the community

2. [Mental Health]

- a. If you, or someone you know, is feeling sad or lonely or having troubles or needing advice, is there someone that you trust for you, or for them to talk to about these issues? PROBE: are there any barriers, such as access, availability, cost, or people not thinking that it is acceptable
- b. How does your culture view mental health therapy or counseling?

3. Next, we would like to understand more about how you get information about health resources.

- a. We understand that many people in the community are accessing information about health resources from social media. *What* social media sources do you feel are most often used and *how* is it being used to obtain health information? PROBE: Using it to get recipes, finding out about events, vaccine information, etc.
- b. Where would you go to get information about a national disaster, such as a flood or fire evacuation happening in your community? What is the best way the health department should communicate with the community about issues like this?

4. [COVID]

- a. What can the health department do to be considered a trustworthy source in providing health information, such as information about the COVID-19 vaccine?
 - i. In sharing information about the COVID-19 vaccine, what do you think the health department got right and not right?
 - ii. If another pandemic were to happen again, what could the health department do to provide the right information for community residents to make the best decisions about their own health? PROBE: how and what info to provide to inform decisions about COVID vaccines

5. Do you have any additional comments or anything you want to add that may not have covered?