

CITY OF CRETE, NEBRASKA
CITY COUNCIL REGULAR MEETING
December 7, 2021

Notice of the meeting was given by posting and publishing in The Crete News, the appointed method for giving notice as shown by the Proof of Publication attached to the minutes. Advance notice of the meeting was also given to the Mayor and City Council. Pursuant to Section 84-1412(8) of the Nebraska Open Meetings Act, the City has posted a current copy of the Open Meetings Act, Laws of the State of Nebraska in the back of the Council Chambers. Additional copies are available to read. The City may consider items listed on the agenda in random order. All proceedings shown were taken while the meeting was open to the attendance of the public.

Those in attendance pledged allegiance to the flag.

1. Open Meeting

2. Roll Call

Kyle Frans: Present

Ryan Hinz: Present

Jack

Oelschlager: Present

Present: 3.

3. Items of Business

3.A. Presentation on sister city opportunities by Al Vacanti of Vacanti Municipal Consulting Services.

Al Vicanti of Vicante Municipal Consulting Services gave a lengthy slideshow presentation on the benefits of developing a sister city relationship with different countries around the world. Vincante offered to assist in the process if the city and its citizens choose to participate.

3.B. Discuss election ward redistricting options.

City Administrator Tom Ourada presented two different options for election ward redistricting. One option had distinctive boundaries, but one of the three wards was a couple percentage points short of the majority/minority districts balance. However, it does meet state statute and federal law. The second option had unclear boundaries, but all three wards met the majority/minority balance. Ourada recommended the first option due to it being more precise and because our wards will be changing again in 2022 after the census gets adjusted.

4. Officers' Reports

5. Adjournment

Mayor

(SEAL)

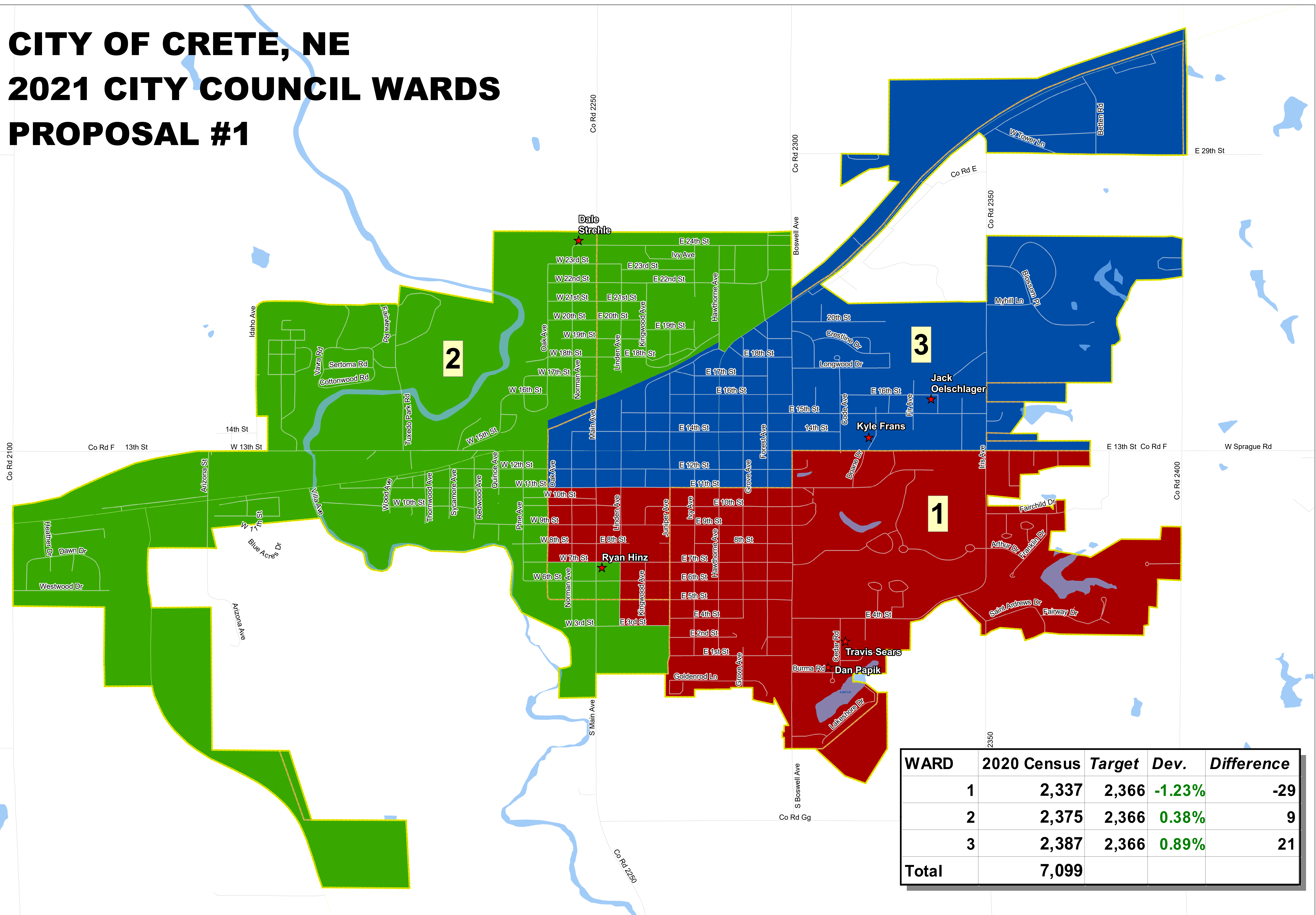
City Clerk-Treasurer

I, Jerry Wilcox, City Clerk for the City of Crete, hereby certify that the foregoing is a true and correct copy of the proceedings had and done by the Mayor and Council. I hereby certify that a copy of the Open Meetings Act was posted in the back of the Council Chambers. I certify that all of the subjects included in the foregoing proceedings were contained in the agenda for the meeting, kept continually current and available for public inspection at the office of the City Clerk. I certify that such subjects were contained in said agenda for at least twenty-four hours prior to said meeting and that at least one copy of all reproducible material discussed at the meeting was available at the meeting for examination and copying by members of the public. I certify that the minutes were in written form and available for public inspection within ten working days and prior to the next convened meeting of the City Council. I certify that all news media requesting notification concerning meetings of the City Council were provided with advance notification of the time and place of said meeting and the subjects to be discussed.

City Clerk-Treasurer

(S E A L)

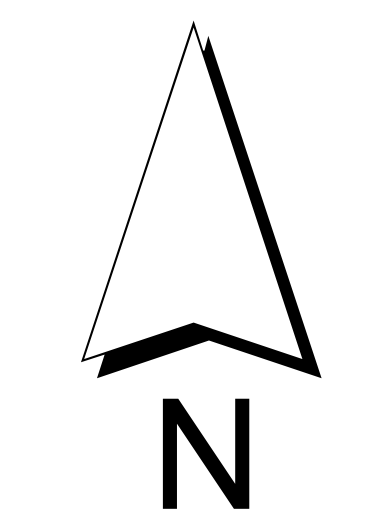
CITY OF CRETE, NE 2021 CITY COUNCIL WARDS PROPOSAL #1



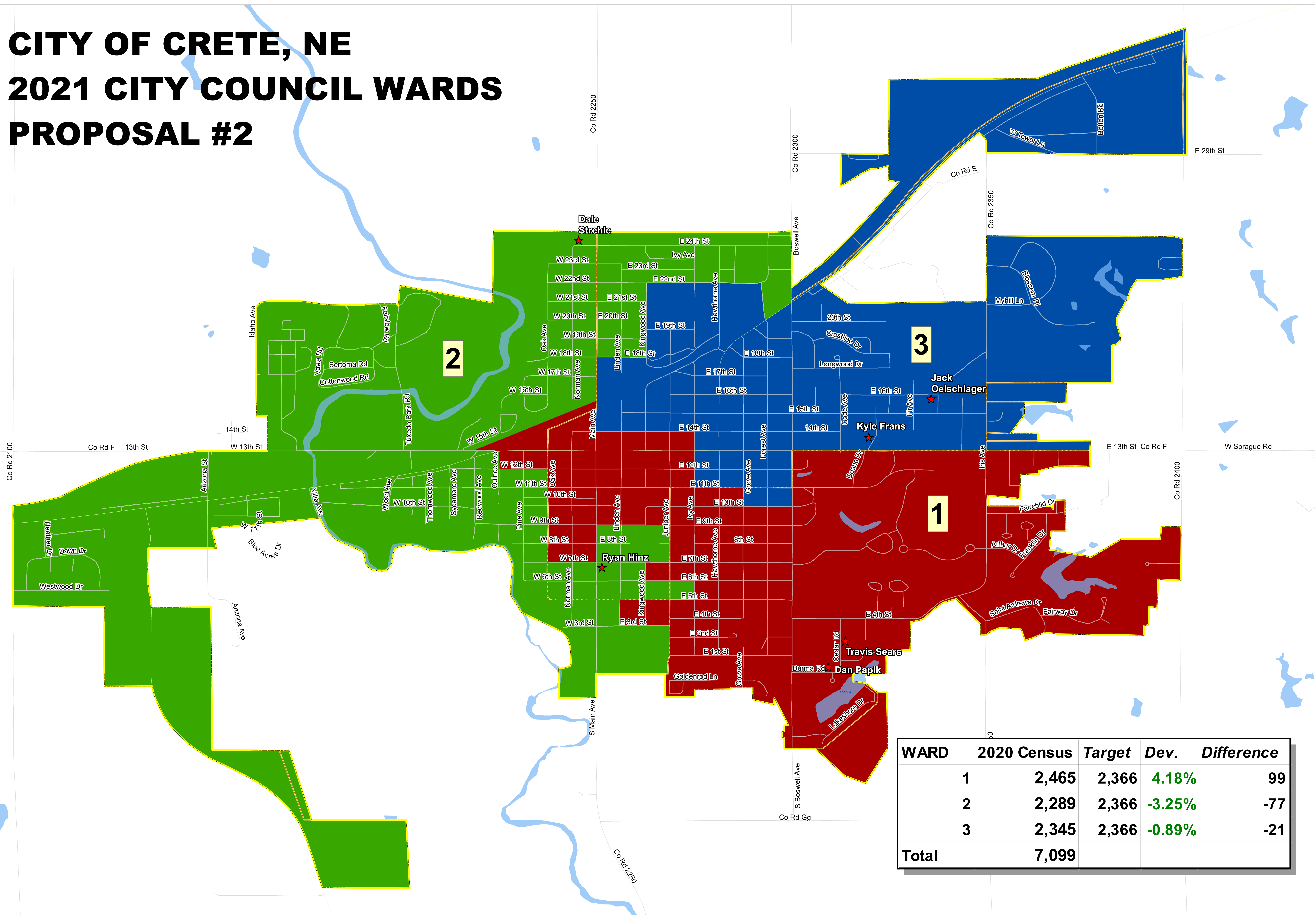
WARD	2020 Census	Target	Dev.	Difference
1	2,337	2,366	-1.23%	-29
2	2,375	2,366	0.38%	9
3	2,387	2,366	0.89%	21
Total	7,099			



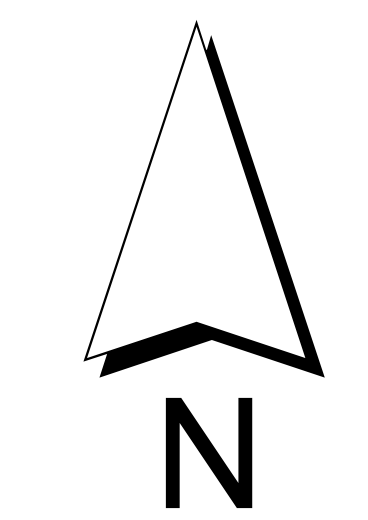
- ★ Incumbent Seats
- Interstates
- Major Roads
- City Limits
- City Council Wards
- US Routes
- Local Road
- Voting Precincts
- Water
- 2
- 1
- 3



CITY OF CRETE, NE 2021 CITY COUNCIL WARDS PROPOSAL #2



- ★ Incumbent Seats
- Interstates
- Major Roads
- City Limits
- City Council Wards
- US Routes
- Local Road
- Voting Precincts
- 1
- 2
- 3
- Water



0 0.125 0.25 0.5 Miles

WARD	2020 Census	Target	Dev.	Difference
1	2,465	2,366	4.18%	99
2	2,289	2,366	-3.25%	-77
3	2,345	2,366	-0.89%	-21
Total	7,099			

WARD	Total Population	White	% White	Black	% Black	Hispanic	% Hispanic	Native	% Native
1	2,465	1,229	49.86%	49	1.99%	992	40.24%	57	2.31%
2	2,289	808	35.30%	10	0.44%	1,368	59.76%	74	3.23%
3	2,345	1,028	43.84%	31	1.32%	1,115	47.55%	42	1.79%

<i>Asian</i>	<i>% Asian</i>	<i>Hawaiian</i>	<i>% Hawaiian</i>	<i>Other</i>	<i>% Other</i>	<i>Total Minority</i>	<i>% Minority</i>
101	4.10%	10	0.41%	574	23.29%	1,236	50.14%
56	2.45%	1	0.04%	797	34.82%	1,481	64.70%
76	3.24%	34	1.45%	640	27.29%	1,317	56.16%

WARD	Total Voting Age Population	VA White	% VA White	VA Black	% VA Black	VA Hispanic
1	1,813	983	54.22%	42	2.32%	637
2	1,518	646	42.56%	6	0.40%	795
3	1,653	866	52.39%	23	1.39%	664

<i>VA Percent Hispanic</i>	<i>VA Native</i>	<i>% VA Native</i>	<i>VA Asian</i>	<i>% VA Asian</i>	<i>VA Hawaiian</i>	<i>% VA Hawaiian</i>
35.14%	36	1.99%	89	4.91%	6	0.33%
52.37%	43	2.83%	41	2.70%	-	0.00%
40.17%	31	1.88%	57	3.45%	12	0.73%

VA Other	% VA Other	VA Minority	% VA Minority
364	20.08%	830	45.78%
477	31.42%	872	57.44%
382	23.11%	787	47.61%