

Board of Education Regular Meeting

Tuesday, November 12, 2019 5:00 PM

Gothenburg Public Schools Discovery Center (Greenhouse Classroom)
1322 Avenue I
Gothenburg, Nebraska 69138

The mission of Gothenburg Public Schools is to prepare all students to become lifelong learners within a positive and innovative learning environment.

Attendance Taken at 5:08 PM:

Present Board Members: Other Present:

Devin Brundage: Present	Seth Ryker	Ellen Mortenson -- Times
Kyle Fornoff: Present	Allison Jonas	Jay Holmes
Jon Hudson: Present	James Widdifield	Tyler Herman
Becky Jobman: Present	Mary Meisinger	
Jeremy Sitorius: Present	Michael Teahon, Superintendent	
Nate Wyatt: Present	Kay Streeter, Business Manager	

1. Call to Order & Pledge of Allegiance

2. Approve the Agenda

3. Recognition of Visitors

3.1. Public Participation

3.2. Presentations

3.2.1. ScoreVision presentation

3.2.2. PLC presentation

4. Business Items

4.1. Action Items

4.1.1. Consent Agenda

4.1.2. Discuss, consider and approve the 2019-2020 Superintendent Evaluation tool.

4.1.3. Review and consider the 2018-2019 audit as prepared by KSO CPA's and Advisors.

4.2. Reports

4.2.1. Board of Education Reports

4.2.2. Administrative Reports

5. Discussion Items

6. Executive (Closed) Session

7. Next Meeting

8. Adjournment

Board of Education Regular Meeting
Tuesday, November 12, 2019 5:00 PM

Gothenburg Public Schools Discovery Center
(Greenhouse Classroom)
1322 Avenue I
Gothenburg, Nebraska 69138

Agenda

1. Call to Order & Pledge of Allegiance

Rationale:

The mission of Gothenburg Public Schools is to prepare all students within a positive and innovative learning environment.

A copy of the open meetings law is posted on the wall of the Board Room and is available to the public.

2. Approve the Agenda

Rationale:

The Board reserves the right to rearrange the order of items as needed.

3. Recognition of Visitors

3.1. Public Participation

Rationale:

Opportunity for Public Expression:

- This item serves as the time entitled for public forum during which patrons may address the Board on matters of general concern per **Board Policy 8346, Opportunity for Public Expression**. (A copy of the policy is available.)
- Patrons will be allowed five (5) minutes to express their view. Board of Education Members will refrain from expressing personal opinions during the Public Forum unless asked a direct question by a patron recognized by the Board President as having the floor. The board imposed time limit may be extended by a majority vote of the Board. The board may limit collective comments on a particular topic when necessary. The Board may not take action on matters discussed in the Public Forum unless the item appears on the prepared agenda.
- All concerns and complaints should go through the chain of command beginning with the teacher/sponsor and then to the building administrator/program supervisor and finally to the Superintendent. If the initiating party is not satisfied with the response of the Superintendent, said party may address a written appeal to the Board of Education through the Secretary of the Board.

As a meeting of the Gothenburg Board of Education is a meeting held in public and not a public meeting, visitors should refrain from comments unless recognized by the chair.

3.2. Presentations

3.2.1. ScoreVision presentation

3.2.2. PLC presentation

Rationale: Gothenburg Public Schools had a group of new teachers along with Mr. Ryker attend a PLC conference in Des Moines this fall. A small group of attendees will present topics and highlights from the conference.

4. Business Items

4.1. Action Items

4.1.1. Consent Agenda

Rationale:

1. Approval of Previous Minutes
2. Approval of the Treasurer's Report
3. Approval of the Warrants / Bills
 - a. Petty Cash
 - b. Student Activity
 - c. Hot Lunch
 - d. Bank Statement
 - e. Summary of Accounts and Receipts
 - f. Monthly Expenditure Report
 - g. Check Journal
4. Excuse Absent Board Members
5. Consider Option Enrollment Requests

Option Out:

Jannessa Morrison - 3rd grade to Cozad

4.1.2. Discuss, consider and approve the 2019-2020 Superintendent Evaluation tool.

Rationale: The superintendent evaluation committee has edited the Superintendent Evaluation template provided by NASB.

4.1.3. Review and consider the 2018-2019 audit as prepared by KSO CPA's and Advisors.

Rationale: A hard copy of the district audit was distributed to board members prior to the meeting.

4.2. Reports

4.2.1. Board of Education Reports

Rationale:

Committee Reports (Chair in bold)

1. Personnel Committee (**Mr. Sitorius**, Mr. Brundage, Mr. Fornoff)
2. Transportation and Facilities (**Mr. Hudson**, Mrs. Jobman, Mr. Wyatt)
3. Finance (**Mr. Fornoff**, Mr. Wyatt, Mr. Sitorius)
4. Curriculum & Americanism (**Mrs. Jobman**, Mr. Brundage, Mr. Hudson)
5. Policy Review (**Mr. Brundage**, Mr. Fornoff, Mrs. Jobman)

4.2.2. Administrative Reports

Rationale:

1. Topic Specific Administrative Reports
2. General Administrative Reports
 - a. Facilities & Transportation (Mr. Holmes)
 - b. Elementary (Mrs. Richeson)
 - c. High School (Mr. Ryker)
 - d. Activities (Mr. Mroczek)
 - e. Special Populations (Mrs. Schneider)
 - f. Teaching and Learning (Mrs. Jonas)
 - g. Superintendent (Dr. Rhodes)

5. Discussion Items

6. Executive (Closed) Session

Rationale:

The Board of Education may hold a closed session by the affirmative vote of a majority of its voting members if a closed session is clearly necessary for the protection of the public interest or for the prevention of needless injury to the reputation of an individual and if such individual has not requested a public meeting. Closed sessions may be held for, but shall not be limited to, such reasons as: (a) strategy sessions with respect to collective bargaining, real estate purchases, or litigation; (b) discussion regarding deployment of security personnel or devices; (c) investigative proceedings regarding allegations or misconduct; or (d) evaluation of the job performance of a person when necessary to prevent needless injury to the reputation of a person.

The vote to hold a closed session shall be taken in open session. The subject matter and the reason necessitating the closed session shall be identified in the motion to close. If the motion to close passes, then the presiding officer immediately prior to the closed session shall restate on the record the limitation of the subject matter of the closed session. The Board shall restrict its consideration of matters during the closed portions to only those purposes set forth in the motion to close as the reason for the closed session. The meeting shall be reconvened in open session before any formal action may be taken.

7. Next Meeting

Rationale: Personnel Committee: Tuesday November 26th at 7:00 a.m.

Finance Committee: Tuesday December 3rd at 7:00 a.m.

December Regular Board meeting: December 9th at noon or 5:00 p.m.?

**JH Christmas concert is scheduled for 7:00 p.m. on that evening.

8. Adjournment

Board of Education Regular Meeting

October 14, 2019-7:00 P.M.

Discovery Center

The mission of Gothenburg Public Schools is to prepare all students to become lifelong learners within a positive and innovative learning environment.

Attendance Taken at 7:00 P.M.

Present Board Members:

Jon Hudson-Absent
Kyle Fornoff
Jeremy Sitorius
Becky Jobman
Nate Wyatt
Devin Brundage

Others Present:

Todd Rhodes--Superintendent
Kay Streeter, Business Manager
Angie Richeson
Teresa Schneider
Allison Jonas
Ellen Mortenson-Gothenburg Leader
Seth Ryker
Marc Mróczek

Call to Order & Pledge of Allegiance/Open Meetings Posted

7:00 P.M.

Approve the Agenda

Motion Passed: Motion to approve agenda as presented passed with a motion by Fornoff and a second by Brundage.

Devin Brundage	Yes	Becky Jobman	Yes
Kyle Fornoff	Yes	Jon Hudson	Absent
Jeremy Sitorius	Yes	Nate Wyatt	Yes

Recognition of Visitors

FFA members provided a presentation to the Board on summer projects as well as upcoming events. FFA members--Heath Keiser, William Anderson, Rylee Naprstek, Student Teacher Kortni Burnett.

Members of the Gothenburg Baseball Board, represented by Jake Fecht and Jory Flesch, is in planning stages of building an indoor hitting facility. The Board is interested in asking the Gothenburg School District to participate in the building. It could then be used by school students as part of practices, etc. Dist. 20 Board will look at plans, and take under advisement.

Consent Agenda

Motion Passed: Motion to approve consent agenda as presented passed with a motion by Sitorius and a second by Jobman.

Approval All Previous Minutes Approval of Treasurer's Report
Approval of Warrants/Bill Excuse Absent Board Members-Hudson

Option Out: Harris Mladek to Cozad
Option In: Damian Howell from Lexington

Devin Brundage	Yes	Becky Jobman	Yes
Kyle Fornoff	Yes	Jeremy Sitorius	Yes
Jon Hudson	Absent	Nate Wyatt	Yes

Board Reports

First negotiation meeting will be October 22, 2019--7:00 A.M.

Administrative Reports

Mr. Holmes--Maintenance Supervisor

Bid submitted by Butterfield Electric to remove and replace aluminum wiring and splices for remaining three large HVAC units on Dudley Elementary roof in the amount not to exceed \$10,000. Patriot bus is in need of repair. The Coach bus is used on a regular basis, but cost to complete all repairs would be around \$7,500. Transportation committee will meet to look at options.

Board of Education Regular Meeting

October 14, 2019-7:00 P.M.

Discovery Center

Page 2

Administrative Reports Contd'

Mrs. Jonas-Director of Teaching/Learning

Early Childhood Rule 11 report is filed. Along with Mrs. Richeson, and Mrs. Mroczek, we will attend an Instructional Materials Fellowship for more information on how best to select the next Language Arts material. Several on-site visits from other schools to see how our teachers are teaching the new math program. Amplify Science curriculum is bringing an increase in student engagement. Assessments information; Mentor program, and PLC are in full swing.

Mr. Ryker--High School Principal

Progress Reports/Down List--Significant progress in the reduction in the number of names on the down list. Swede Foundation is making difference in student expectations. Homecoming week was successful. Parent Teacher conferences attended very well. Gothenburg Schools has many talented students, as was evident in the Musical performance this weekend. Great Job! New staff members will be attending the PLC Institute October 21-23.

Mr. Mroczek-Activities Director/Asst. Principal

Fall activities are coming to a close with Sub-Districts and Districts underway. State Cross Country-October 25. First Round of football playoffs November 1. National FFA Convention October 28-November 1. Heath Keiser was selected as 1 of 48 State Winners for NSAA Believers & Achievers Award. His award will be presented at the Boys State Basketball Championships on March 14 at halftime of the 4:30 game. Tucker Wyatt was our other nomination as he is recognized as a local school winner. In the process of gathering information from other schools on what they charge to advertise within their school Dist. NSIAAA Conference; NSAA Dist IV meeting.

Mrs. Richeson--Elementary Principal

Parent/Teacher conferences were attended very well. 6th Grade Outdoor Education was September 13. NED's Mindset Mission visited Dudley Elementary on Monday September 23. The performer told humorous stories and did yo-yo and magic tricks. Yo-yo's were sold, and their sales paid for the next school performance.

Mrs. Schneider--SPED Director

Special Education SRS upload is taking place. Current numbers for special education are 129 students. Picture retakes were completed on Thursday. Dudley Elementary appreciates the support of the community. Many of the activities for students would not happen without the community support. Thank you!

Exit Brundage--8:23 P.M.

Dr. Rhodes--Superintendent

Two classified resignations. Keith Henninger, head custodian, will be retiring effective November 29, 2019. Keith has been with the District for 41 years. He will be missed. Peyton Ahlenstorf, Dudley Elementary secretary, has resigned her position. She has been on maternity leave, and Karman Keith is filling in. Mrs. Keith has agreed to stay through remainder of the 2019-2020 school year. PLC process is going very well. Staff engagement has been impressive. Registration and reservations have been made for State Conference. Will talk about transportation. Attended NRCSA Region meeting. Topics include: School Funding, teacher shortage, property tax relief and rural school advocacy. STANCE members have begun to formally meet. Regular Board Committee meetings.

Board of Education Regular Meeting

October 14, 2019-7:00 P.M.

Discovery Center

Page 3

Discussion

Personal Committee--Sitorius, Brundage, Fornoff to meet October 29, 7:00 A.M.

Finance Committee--Fornoff, Wyatt, Sitorius to meet November 4, 7:00 A.M.

Next regular meeting--Tuesday, November 12, 2019--5:00 P.M.

Adjournment

Motion Passed: Motion to approve adjournment at 8:59 P.M. passed with a motion by Jobman and a second by Sitorius.

Devin Brundage	Absent	Becky Jobman	Yes
Kyle Fornoff	Yes	Jeremy Sitorius	Yes
Jon Hudson	Absent	Nate Wyatt	Yes

Kay Streeter, Business Manager/Recording Secretary

Personnel Committee Meeting
Tuesday, October 29, 2019 7:00 AM
District Conference Room
1322 Avenue I
Gothenburg, NE 69138

The mission of Gothenburg Public Schools is to prepare all students to become lifelong learners within a positive and innovative learning environment.

Attendance Taken at 7:00 AM:

Present Board Members: Other Present:

Jeremy Sitorius-chair Dr. Todd Rhodes, Superintendent
Kyle Fornoff
Devin Brundage

1. 2020-2021 Negotiations

1.1. EHA rates for the 2020-2021 school year.

1.2. Settlements

2. Elementary custodial position

3. Para-professional position

Finance Committee Meeting

Monday, November 4, 2019 7:00 AM

District Conference Room

1322 Avenue I

Gothenburg, NE 69138

The mission of Gothenburg Public Schools is to prepare all students to become lifelong learners within a positive and innovative learning environment.

Attendance Taken at 7:00 a.m.:

Present Committee Members:

Kyle Fornoff-chair

Jeremy Sitorius

Nate Wyatt

Other Present:

Dr. Todd Rhodes, Superintendent

- 1. 2018-2019 Audit Report**
- 2. 2019-2020 State Aid Recalculation**
- 3. Current classified openings**
- 4. Elementary Marquee**
- 5. Water Bottle filler**
- 6. PAC Upgrades**

SCHOOL DISTRICT # 20
Treasurer's Report for the month of:
October 2019

GENERAL FUND

09/30/19 Balance from last month		\$ 5,177,993.68
10/15/19 Custer County Treasurer Direct Deposit	\$ 154,590.28	
10/15/19 Dawson County Treasurer Direct Deposit	\$ 555,767.72	
10/21/19 St. of Neb-HAL 2019 - 20 Base Paymt Acct 3535	\$ 2,342.00	
10/21/19 St. of Neb-HAL 2019 - 20 Matching Paymt Acct 3535	\$ 5,593.00	
10/21/19 St/Fed Withholding Taxes	\$ 3,348.49	
10/24/19 Int CD xxx732 - 01-1-01510	\$ 154.40	
10/24/19 Int CD xxx888 - 01-1-01510	\$ 72.04	
10/24/19 Int CD xxx889 - 01-1-01510	\$ 229.36	
10/24/19 Hot Lunch Payroll-Sept/Oct	\$ 21,083.47	
10/29/19 L Nerster correction 2320-610-0	\$ 19.99	
10/29/19 ESU 11 sub reimbursement	\$ 200.00	
10/29/19 ESU 10 sub reimbursement	\$ 100.00	
10/29/19 Lincoln Co Treasurer - 20	\$ 43,231.61	
10/31/19 St. of Neb-State aid to education- Oct	\$ 75,178.00	
10/31/19 Interest DDA xxx063	\$ 2,190.36	
Total receipts for month	\$ 864,100.72	
Dawson County transfers to		
Special Building Fund	\$ 8,567.55	
Bond Fund	\$ 39,218.41	
Custer County transfers to		
Special Building Fund	\$ 2,604.08	
Bond Fund	\$ 8,419.22	
Total Warrants paid	\$ 1,144,550.55	
10/31/19 Balance		<u>\$ 4,838,734.59</u>
10/31/19 First State Bank xxx101	\$ 259,642.35	
10/31/19 First State Bank xxx063	\$ 1,893,915.98	
COD#xxx303 First State Bank 0.70% due 11-16-19	\$ 1,027,708.90	
COD#xxx055 Flatwater Bank 0.80% due 5-16-20	\$ 1,000,000.00	
COD#xxx839 Flatwater Bank 0.80% due 6-06-20	\$ 234,300.35	
COD#xxx988 First State Bank 0.70% due 12-13-19	\$ 20,705.98	
COD#xxx306 Flatwater Bank 0.80% due 7-8-20	\$ 250,000.00	
COD#xxx889 First State Bank 1.10% due 1-10-21	\$ 82,722.09	
COD#xxx888 First State Bank 1.10% due 1-10-21	\$ 25,983.51	
COD#xxx732 First State Bank 1.40% due 04-10-22	\$ 43,755.43	
10/31/19 Balance of investments and accounts		<u>\$ 4,838,734.59</u>

SCHOOL DISTRICT # 20
Treasurer's Report for the month of:
October 2019

SPECIAL BUILDING FUND

09/30/19 Balance		\$ 1,265,234.37
10/21/19 Dawson County Treas - transfer from General Fund	\$ 8,567.55	
10/21/19 Custer County Treas - transfer from General Fund	\$ 2,604.08	
10/29/19 Lincoln County Treas	\$ 765.31	
10/31/19 Interest DDA xxx866	\$ 1,347.52	
Total receipts	\$ 13,284.46	
Total Warrants paid	\$ -	
 10/31/19 Balance		 <u>\$ 1,278,518.83</u>
10/31/19 First State Bank xxx866	\$ 1,278,518.83	
10/31/19 First State Bank xxx321	<u>\$ -</u>	
 10/31/19 Balance of investments and accounts		 <u>\$ 1,278,518.83</u>

EMPLOYEE BENEFIT ACCOUNT

09/30/19 Balance		\$ 99,245.73
10/03/19 Mary Clark Ins - Sept	\$ 924.80	
10/03/19 Mary Clark Ins - Oct	\$ 924.80	
10/16/19 City of Gothburg - Clymer Ins	\$ 733.50	
10/21/19 Teacher Dues/Flex Plan	\$ 5,263.27	
10/29/19 Mary Clark Ins - Nov	\$ 924.80	
Total Receipts	\$ 8,771.17	
Total Warrants paid	\$ 18,707.54	
Transfer from General Fund	\$ -	
 10/31/19 Balance		 <u>\$ 89,309.36</u>
10/31/19 First State Bank - xxx545	\$ 89,309.36	
 10/31/19 Balance of investments and accounts		 <u>\$ 89,309.36</u>

SCHOOL DISTRICT # 20
 Treasurer's Report for the month of:
October 2019

DEPRECIATION FUND

09/30/19 Balance		\$ 268,668.45
10/31/19 Interest DDA xxx515	\$ 12.47	
Total receipts	\$ 12.47	
Total Warrants paid	\$ -	
10/31/19 Balance		<u>\$ 268,680.92</u>
10/31/19 Flatwater Bank xxx515	\$ 58,758.28	
COD #xxx476 Flatwater Bank 0.80% due 8-20-20	\$ 100,000.00	
COD#xxx266 First State Bank 0.90% due 8-24-20	\$ 59,922.64	
COD#xxx477 Flatwater Bank 0.80% due 8-30-20	\$ 50,000.00	
10/31/19 Balance of investments and accounts		<u>\$ 268,680.92</u>

SCHOOL DISTRICT 20 BOND FUND

09/30/19 Balance		\$ 940,437.26
10/21/19 Custer Co-transfer from General Fund K-8	\$ 325.38	
10/21/19 Custer Co-transfer from General Fund 9-12	\$ 8,093.84	
10/21/19 Dawson Co-transfer from General Fund K-8	\$ 12,589.28	
10/21/19 Dawson Co-transfer from General Fund 9-12	\$ 26,629.13	
10/29/19 Lincoln Co-K-8	\$ 1,046.11	
10/29/19 Lincoln Co-9-12	\$ 2,378.65	
10/31/19 Interest acct xxx753	\$ 1,016.71	
Total Receipts	\$ 52,079.10	
Total paid out	\$ -	
10/31/19 Balance		<u>\$ 992,516.36</u>
10/31/19 First State Bank Acct xxx753	\$ 992,516.36	
10/31/19 Balance of Investments and accounts		<u>\$ 992,516.36</u>
10/31/19 TOTAL DEPOSITS OF THE DISTRICT		<u>\$ 7,467,760.06</u>

Prepared by Randall G. Waskowiak, Treasurer Dist # 20

RW

SCHOOL DISTRICT # 20
Treasurer's Report for the month of:
October 2019

First State Bank-total deposits

DDA xxx101 General Fund	\$ 259,642.35
DDA xxx321 Special Building Fund	\$ -
DDA xxx753 Bond Fund	\$ 992,516.36
DDA xxx063 General Fund	\$ 1,893,915.98
DDA xxx866 Special Building Fund	\$ 1,278,518.83
DDA xxx545 Employee Benefit Account	\$ 89,309.36
CD#xxx266 Depreciation Fund	\$ 59,922.64
CD#xxx732 General Fund	\$ 43,755.43
CD#xxx888 General Fund	\$ 25,983.51
CD#xxx889 General Fund	\$ 82,722.09
CD#xxx988 General Fund	\$ 20,705.98
CD#xxx303 General Fund	\$ 1,027,708.90

Total deposits to be covered by Insurance
both FDIC and securities \$ 5,774,701.43

Collateral Pledged

	<u>Amount</u>	<u>Maturity</u>	<u>Receipt #</u>
First State Bank, Gothenburg, Nebraska			
Cedar Bluffs NE Muni Cusip: 15005WAL6	\$ 250,000.00	12/15/2036	623590
Colfax Cnty NE S.D. #123 Muni Cusip: 194045AU4	\$ 200,000.00	12/15/2025	100960
Crete NE Doane College Rev Muni Cusip: 226493AR5	\$ 100,000.00	2/15/2033	628131
Douglas Cnty NE SID #404 Muni Cusip: 25932KCA1	\$ 125,000.00	1/15/2030	605757
Douglas Cnty NE SID #473 Muni Cusip: 25933EBW7	\$ 200,000.00	11/15/2040	623246
Douglas Cnty NE SID #473 Muni Cusip: 25933EDB1	\$ 100,000.00	9/15/2036	625042
Douglas Cnty NE SID #499 Muni Cusip: 259305CL2	\$ 200,000.00	6/15/2035	618042
Douglas Cnty NE SID #530 Muni Cusip: 25930LBV6	\$ 100,000.00	5/15/2036	618044
Douglas Cnty NE SID #539 Muni Cusip: 25932MBD2	\$ 150,000.00	8/15/2036	618043
Edgar NE Muni Bldg Muni Cusip: 279763CT1	\$ 200,000.00	9/1/2031	603616
FNMA BD9606 Cusip: 3140FHU88	\$ 1,041,000.00	1/1/2028	631978
Furnas Cnty NE Muni Cusip: 36109PAQ1	\$ 240,000.00	12/15/2029	612254
GNMA Pool Cusip: 3622AAGZ1	\$ 783,565.00	11/30/2037	633469
Gordon NE Muni Cusip: 382779DV5	\$ 250,000.00	10/1/2036	623589
Gothenburg Neb Elec Rev Muni Cusip: 38347WAS0	\$ 205,000.00	6/15/2025	627673
Gothenburg Neb Elec Rev Muni Cusip: 38347WAU5	\$ 185,000.00	6/15/2032	627676
Otoe Cnty NE S.D. #27 Muni Cusip: 68905TDT3	\$ 200,000.00	12/15/2033	102807
Papillion Neb Muni Cusip: 698856YV7	\$ 115,000.00	12/15/2023	619998
Sarpy Cnty NE SID #241 Muni Cusip: 803739CA7	\$ 100,000.00	4/15/2026	606312
Sarpy Cnty NE SID #251 Muni Cusip: 80379VAQ9	\$ 260,000.00	10/15/2031	623248
Sarpy Cnty NE SID #258 Muni Cusip: 80379RAR6	\$ 250,000.00	8/15/2031	623247
Saunders Cnty NE S.D.#9 Muni Cusip: 80449PEB7	\$ 200,000.00	12/15/2033	105811
South Sioux City NE Muni Cusip: 840372QC3	\$ 200,000.00	8/1/2035	627674
South Sioux City NE Muni Cusip: 840380BR9	\$ 200,000.00	6/15/2028	603615
Total pledged	\$ 5,854,565.00		

SCHOOL DISTRICT # 20

Treasurer's Report for the month of:
October 2019

Flatwater Bank - Total deposits

COD#xxx839 General Fund	\$	234,300.35
COD#xxx306 General Fund	\$	250,000.00
COD#xxx476 Depreciation Fund	\$	100,000.00
DDA xxx515 Depreciation Fund	\$	58,758.28
COD#xxx477 Depreciation Fund	\$	50,000.00
COD#xxx055 General Fund	\$	1,000,000.00
Total	\$	1,693,058.63

Reconciled by Kay Streeter

10/31/19 DDA #xxx490 Hot Lunch Fund	\$	61,735.20
10/31/19 DDA #xxx771 Student Activity Fund	\$	218,415.78
10/31/19 DDA #xxx822 Petty Cash Fund	\$	2,000.00
10/31/19 DDA #xxx852 Student Fees Fund	\$	15,938.71

Total deposits to be covered by Insurance
both FDIC and agency securities **\$ 1,991,148.32**

Collateral Pledged

	<u>Amount</u>	<u>Maturity</u>	<u>Receipt #</u>
Flatwater Bank, Gothenburg, Nebraska			
Dodge Cnty NE S.D.#595 Muni Cusip: 256449AZ2	\$ 60,000.00	12/15/15	229032880
Dodge Cnty NE S.D.#595 Muni Cusip: 256449BA6	\$ 70,000.00	12/15/16	229032890
Federal Farm Credit Bank Cusip: 31331KZ78	\$ 695,000.00	12/5/23	210004257
Federal Home Ln Bks Cusip: 3133XFPR1	\$ 165,000.00	6/10/16	210001558
Federal Home Ln Bks Cusip: 3130A0JR2	\$ 1,000,000.00	12/13/19	210003571
GNMA Pass-thru X Platinum Pool 781824 Cusip: 36241KAZ1	\$ 40,000.00	11/15/34	280021720
GNMA Pass-thru X Platinum Pool 781824 Cusip: 36241KAZ1	\$ 40,000.00	11/15/34	280021720
GNMA Pass-thru Pool 783091 Cusip: 36241LNG7	\$ 70,000.00	6/15/40	194023397
GNMA REMIC Trust 2010-29 Cusip: 38376XQY2	\$ 175,000.00	12/20/38	194023219
GNMA REMIC Trust 2010-29 Cusip: 38376XQY2	\$ 135,000.00	12/20/38	194023219
GNMA REMIC Trust 2010-29 Cusip: 38376XQY2	\$ 145,000.00	12/20/38	194023219
GNMA REMIC Trust 2009-116 Cusip: 38376PK82	\$ 155,000.00	11/16/38	322001361
GNMA REMIC Trust 2013-116 Cusip: 38378VJ48	\$ 120,000.00	2/20/43	322001384
Ord NE Rural Fire Protn Dist Muni Cusip: 68574TAF6	\$ 70,000.00	8/15/20	210003333
Washington Cnty NE S.D. 24 Muni Cusip: 93811RBU7	\$ 270,000.00	12/15/2022	210003932
Total Pledged	\$ 3,210,000.00		

Check Journal

Fiscal Year: 2020

Check Number Invoice Account Number	Date Invoice Date	Vendor ID PO Number	Vendor Name Ereq Num Account Description	PO Date	Description	Payable	Direct Deposit Accrued Payment
Journal Number: 45		Check Journal		Posted: 10/16/2019			
Computer Checks							
01 - GENERAL FUND							
Bank Account :A - FSB-General Fund							
00058461	10/14/2019	ALLIJONA	Allison Jonas				
Supplies	10/14/2019			10/14/2019	Supplies		
01-2-02212-610-000			SUP T & L			-97.32	97.32
					Invoice Total:	-97.32	97.32
					Check Total:	-97.32	97.32
00058462	10/14/2019	BECKCOST	Becky Costello				
Fuel	10/14/2019			10/14/2019	Fuel		
01-2-02710-626-000			SUP GAS AND OIL			-40.97	40.97
					Invoice Total:	-40.97	40.97
					Check Total:	-40.97	40.97
00058463	10/14/2019	DAYDONUT	Daylight Donut Shop				
992327	10/14/2019			10/14/2019	Supplies		
01-2-01100-610-002			SUP GENERAL SEC			-44.40	44.40
					Invoice Total:	-44.40	44.40
					Check Total:	-44.40	44.40
00058464	10/14/2019	KORTBURN	Kortni Burnett				
Supplies	10/14/2019			10/14/2019	Supplies		
01-2-01100-610-002			SUP GENERAL SEC			-26.95	26.95
					Invoice Total:	-26.95	26.95
					Check Total:	-26.95	26.95
00058465	10/14/2019	NCSPEARS	NCS Pearson, Inc.				
7042795	10/14/2019			10/14/2019	Renewal		
01-2-02141-320-000			PSP PSYCH DIAGNOSTICS			-550.00	550.00
					Invoice Total:	-550.00	550.00
					Check Total:	-550.00	550.00
00058466	10/14/2019	SCHOSPEC	School Specialty Inc.				
208123110637	10/14/2019			10/14/2019	Supplies		
01-2-02410-610-001			SUP PRINCIPAL ELEM			-36.98	36.98
					Invoice Total:	-36.98	36.98
					Check Total:	-36.98	36.98
00058467	10/14/2019	SHARANDR	Sharon Andres				
Fuel	10/14/2019			10/14/2019	Fuel		
01-2-02710-626-000			SUP GAS AND OIL			-35.00	35.00
					Invoice Total:	-35.00	35.00
					Check Total:	-35.00	35.00
00058468	10/18/2019	RICKSIMM	Ricky Simmons				
October	10/18/2019			10/16/2019	Purchased Services		
01-2-01100-320-000			PSP INSTRUCTION DIST			-2,000.00	2,000.00
					Invoice Total:	-2,000.00	2,000.00
					Check Total:	-2,000.00	2,000.00
01 - GENERAL FUND						-2,831.62	2,831.62

Check Journal

Fiscal Year: 2020

Check Number	Date	Vendor ID	Vendor Name				Direct Deposit	
Invoice	Invoice Date	PO Number	Ereq Num	PO Date	Description		Accrued	
Account Number			Account Description			Payable	Payment	
Journal Number: 88				Check Journal				Posted: 11/07/2019
Computer Checks								
01 - GENERAL FUND								
Bank Account :A - FSB-General Fund								
00058480	10/21/2019	GRANPSNAZ	Grandpa Snazzy's Victorian					
434	10/21/2019			10/21/2019	Purchased Service			
01-2-01100-320-002			PSP INSTRUCTION SEC			-510.00	510.00	
					Invoice Total:	-510.00	510.00	
					Check Total:	-510.00	510.00	
00058481	10/21/2019	BARBFRAN	Barb Franzen					
9/27	10/21/2019			10/21/2019	Purchased Service			
01-2-01100-320-000			PSP INSTRUCTION DIST			-142.38	142.38	
					Invoice Total:	-142.38	142.38	
					Check Total:	-142.38	142.38	
00058482	10/21/2019	CENGLER	Cengage Learning					
67736792	10/21/2019			10/21/2019	Textbooks			
01-2-01100-640-002			SUP TEXTBOOKS SEC			-400.00	400.00	
					Invoice Total:	-400.00	400.00	
					Check Total:	-400.00	400.00	
00058483	10/21/2019	CITYGOTH	City Of Gothenburg					
September	10/21/2019			10/21/2019	Utilities			
01-2-02610-410-000			PSF WATER & SEWER			-886.64	886.64	
01-2-02610-622-000			SUP ELECTRICITY			-15,591.80	15,591.80	
01-2-02610-890-000			PSO CUSTODIAL OTHER			-1,510.20	1,510.20	
					Invoice Total:	-17,988.64	17,988.64	
					Check Total:	-17,988.64	17,988.64	
00058484	10/21/2019	DAYDONUT	Daylight Donut Shop					
105923	10/21/2019			10/21/2019	Supplies			
01-2-02410-890-002			PSO PRINCIPAL OTHER SEC			-11.10	11.10	
					Invoice Total:	-11.10	11.10	
992330	10/21/2019			10/21/2019	Supplies			
01-2-01100-610-002			SUP GENERAL SEC			-30.60	30.60	
					Invoice Total:	-30.60	30.60	
					Check Total:	-41.70	41.70	
00058485	10/21/2019	EWELEDUC	Eweil Educational Services					
AET Record	10/21/2019			10/21/2019	Ag Ed Record Book			
01-2-01100-320-002			PSP INSTRUCTION SEC			-460.00	460.00	
					Invoice Total:	-460.00	460.00	
					Check Total:	-460.00	460.00	
00058486	10/21/2019	FLATWABANK	Flatwater Bank					
October	10/21/2019			10/21/2019	October Payroll			
01-2-02510-351-000			PSP BUSINESS DATA PROCESS			-76.60	76.60	
					Invoice Total:	-76.60	76.60	
					Check Total:	-76.60	76.60	
00058487	10/21/2019	GOTHSCHO	Gothenburg Schools					
Ag Ed	10/21/2019			10/21/2019	Error-Ag Ed not FFA			

Check Journal

Fiscal Year: 2020

Check Number Invoice Account Number	Date Invoice Date	Vendor ID PO Number	Vendor Name Ereq Num Account Description	PO Date	Description	Payable	Direct Deposit Accrued Payment
01-2-01100-580-002			PSO TRAVEL SEC			-1,669.14	1,669.14
					Invoice Total:	-1,669.14	1,669.14
					Check Total:	-1,669.14	1,669.14
00058488	10/21/2019	LIVEJUDG	Livestock Judging				
1422	10/21/2019			10/21/2019	Subscription		
01-2-01100-320-002			PSP INSTRUCTION SEC			-200.00	200.00
					Invoice Total:	-200.00	200.00
					Check Total:	-200.00	200.00
00058489	10/21/2019	MAGGTILL	Maggie Tiller				
Travel	10/21/2019			10/21/2019	Travel		
01-2-01100-580-002			PSO TRAVEL SEC			-48.93	48.93
					Invoice Total:	-48.93	48.93
					Check Total:	-48.93	48.93
00058490	10/21/2019	SHREIT	Shred-It USA				
81283331625	10/21/2019			10/21/2019	Custodial		
01-2-02610-890-000			PSO CUSTODIAL OTHER			-307.41	307.41
					Invoice Total:	-307.41	307.41
					Check Total:	-307.41	307.41
00058491	10/21/2019	TAESE/USU	TAESE/USU				
TriSt_168	10/21/2019			10/21/2019	Registration		
01-2-01200-580-001			PSO SPED TRAVEL ELEM			-210.00	210.00
01-2-02141-580-000			PSO PSYCH TRAVEL			-200.00	200.00
					Invoice Total:	-410.00	410.00
					Check Total:	-410.00	410.00
00058492	10/21/2019	WESTAUDI	Westbrook Audio				
2483	10/21/2019			10/21/2019	Musical audio		
01-2-01100-320-002			PSP INSTRUCTION SEC			-3,725.13	3,725.13
					Invoice Total:	-3,725.13	3,725.13
					Check Total:	-3,725.13	3,725.13
00058493	10/21/2019	YMCA	YMCA at Gothenburg Health				
Tuition	10/21/2019			10/21/2019	After School		
01-2-03300-569-001			PSO AFTER SCHOOL TUITION			-95.50	95.50
					Invoice Total:	-95.50	95.50
					Check Total:	-95.50	95.50
00058494	10/24/2019	DAYDONUT	Daylight Donut Shop				
992333	10/24/2019			10/24/2019	Supplies		
01-2-01100-610-002			SUP GENERAL SEC			-11.85	11.85
					Invoice Total:	-11.85	11.85
					Check Total:	-11.85	11.85
00058495	10/24/2019	JERRWIGG	Jerry Wiggins				
Registration	10/24/2019			10/24/2019	NSCA Registration		
01-2-02120-320-002			PSP GUIDANCE SEC			-180.00	180.00
					Invoice Total:	-180.00	180.00
					Check Total:	-180.00	180.00
00058496	10/29/2019	DAYDONUT	Daylight Donut Shop				
105921	10/29/2019			10/29/2019	Supplies		

Check Journal

Fiscal Year: 2020

Check Number	Date	Vendor ID	Vendor Name					Direct Deposit
Invoice	Invoice Date	PO Number	Ereq Num	PO Date	Description			Accrued
Account Number			Account Description			Payable		Payment
01-2-01100-890-001			PSO OTHER ELEM			-46.20		46.20
					Invoice Total:	-46.20		46.20
					Check Total:	-46.20		46.20
00058501	10/31/2019		Daylight Donut Shop					
992336	10/31/2019			11/01/2019	Supplies			
01-2-02410-890-002			PSO PRINCIPAL OTHER SEC			-11.10		11.10
					Invoice Total:	-11.10		11.10
					Check Total:	-11.10		11.10
00058502	10/31/2019	DOANUNIV	Doane University					
Fall Fest Winds	10/31/2019			11/01/2019	Registration			
01-2-01100-320-002			PSP INSTRUCTION SEC			-220.00		220.00
					Invoice Total:	-220.00		220.00
					Check Total:	-220.00		220.00
00058503	10/31/2019	SHAPNEBR	Shape Nebraska					
Registration	10/31/2019			11/01/2019	Registration			
01-2-01100-320-002			PSP INSTRUCTION SEC			-175.00		175.00
					Invoice Total:	-175.00		175.00
					Check Total:	-175.00		175.00
00058504	10/31/2019	VICKKEIS	Vickie Keiser					
Mileage	10/31/2019			11/01/2019	DO Mileage			
01-2-01100-580-002			PSO TRAVEL SEC			-54.45		54.45
					Invoice Total:	-54.45		54.45
					Check Total:	-54.45		54.45
00058522	10/31/2019	AMPLIFY	Amplify					
017520	10/31/2019			11/07/2019	Textbooks			
01-2-01100-640-001			SUP TEXTBOOKS ELEM			-58,688.32		58,688.32
					Invoice Total:	-58,688.32		58,688.32
					Check Total:	-58,688.32		58,688.32
00058523	10/31/2019	ANNEOSTE	Ann Ostendorf					
Supplies	10/31/2019			11/07/2019	Supplies			
01-2-02670-610-000			SUP SAFETY			-15.69		15.69
					Invoice Total:	-15.69		15.69
					Check Total:	-15.69		15.69
00058524	10/31/2019	BAMFINC	Bamford, Inc.					
18879	10/31/2019			11/07/2019	Maintenance			
01-2-02620-320-000			PSP MAINTENANCE			-331.00		331.00
					Invoice Total:	-331.00		331.00
					Check Total:	-331.00		331.00
00058525	10/31/2019	BLACHILLS	Black Hills Energy					
October	10/31/2019			11/07/2019	Fuel			
01-2-02610-621-000			SUP FUEL			-2,232.39		2,232.39
					Invoice Total:	-2,232.39		2,232.39
					Check Total:	-2,232.39		2,232.39
00058526	10/31/2019	CAROKEIS	Carol Keiser					
Sept/Oct	10/31/2019			11/07/2019	Mileage			
01-2-02151-580-000			PSO PS TRAVEL			-19.14		19.14

Check Journal

Fiscal Year: 2020

Check Number	Date	Vendor ID	Vendor Name	Direct Deposit
Invoice	Invoice Date	PO Number	Ereq Num	Accrued
Account Number	Account Description	PO Date	Description	Payment
			Payable	
			Invoice Total:	19.14
			Check Total:	19.14
00058527	10/31/2019	CASHWA	Cash-Wa Distributing	
12216441	10/31/2019		11/07/2019 Supplies	
01-2-02610-610-000			SUP CUSTODIAL	999.34
			Invoice Total:	999.34
			Check Total:	999.34
00058528	10/31/2019	CONNORB	Connie Norby	
October	10/31/2019		11/07/2019 Mileage	
01-2-02710-332-000			PSP MILEAGE PARENTS	468.69
			Invoice Total:	468.69
			Check Total:	468.69
00058529	10/31/2019	COUNPART	Country Partners Cooperative	
118600	10/31/2019		11/07/2019 Fuel	
01-2-02710-626-000			SUP GAS AND OIL	4,160.01
			Invoice Total:	4,160.01
			Check Total:	4,160.01
00058530	10/31/2019	COZASERV	Cozad Services, inc.	
210204	10/31/2019		11/07/2019 Maintenance	
01-2-02620-320-000			PSP MAINTENANCE	117.00
			Invoice Total:	117.00
			Check Total:	117.00
00058531	10/31/2019	CULLIGAN	Culligan	
1018702	10/31/2019		11/07/2019 Maintenance	
01-2-02620-320-000			PSP MAINTENANCE	203.15
			Invoice Total:	203.15
			Check Total:	203.15
00058532	10/31/2019	DANEANDE	Danette Anderson	
October	10/31/2019		11/07/2019 OT	
01-2-02161-340-000			PSP SPED SCHOOLAGE OT	1,339.14
01-2-02162-340-000			PSP SPED OT 3-5	917.40
			Invoice Total:	2,256.54
			Check Total:	2,256.54
00058533	10/31/2019	DASSTATE	DAS State Acctg-Central Finance	
1187548	10/31/2019		11/07/2019 Internet	
01-2-02510-382-000			PSP BUSINESS TELECOMMUNIC	229.32
			Invoice Total:	229.32
			Check Total:	229.32
00058534	10/31/2019	DESICRAFT	Designer Craft Woodworking, Inc.	
21050	10/31/2019		11/07/2019 Furn/Equip	
01-2-01200-739-001			CAP SPED FURN/EQUIP ELEM	3,091.00
			Invoice Total:	3,091.00
			Check Total:	3,091.00
00058535	10/31/2019	DESISYLV	Designs by Sylvia	
Blinds	10/31/2019		11/07/2019 Maintenance	
01-2-02620-320-000			PSP MAINTENANCE	3,007.25

Check Journal

Fiscal Year: 2020

Check Number Invoice Account Number	Date Invoice Date	Vendor ID PO Number	Vendor Name Ereq Num Account Description	PO Date	Description	Payable	Direct Deposit Accrued Payment
Invoice Total:						-3,007.25	3,007.25
Check Total:						-3,007.25	3,007.25
00058536	10/31/2019	EAKEOFFI	Eakes Office Solutions				
610976	10/31/2019			11/07/2019	Supplies		
01-2-01100-610-000			SUP GENERAL DIST			-2.90	2.90
01-2-01100-610-002			SUP GENERAL SEC			-17.83	17.83
Invoice Total:						-20.73	20.73
Check Total:						-20.73	20.73
00058537	10/31/2019	ESU #10	Esu #10				
070600	10/31/2019			11/07/2019	SPED/Staff Dev/Deaf Ed/Vision		
01-2-01100-650-002			SUP COMPUTER HARDWARE SEC			-132.31	132.31
01-2-01200-330-000			PSP SPED INSERVICE DIST			-3,237.55	3,237.55
01-2-01200-330-001			PSP SPED INSERVICE ELEM			-155.00	155.00
01-2-02151-340-000			PSP SPED SPEECH/AUD DIST			-419.36	419.36
01-2-02152-340-000			PSP SPED SPEECH/AUD 3-5			-52.42	52.42
01-2-02153-340-000			PSP SPED SPEECH/AUD 0-2			-52.42	52.42
01-2-02181-340-000			PSP SPED VISION SCHOOLAGE			-944.78	944.78
01-2-02212-330-001			PSP PROF DEV ELEM			-485.00	485.00
01-2-02212-330-002			PSP PROF DEV SEC			-295.00	295.00
01-2-02510-382-000			PSP BUSINESS TELECOMMUNIC			-2,000.00	2,000.00
Invoice Total:						-7,773.84	7,773.84
Check Total:						-7,773.84	7,773.84
00058538	10/31/2019	FRANINC	Franzen Inc.				
139004	10/31/2019			11/07/2019	Maintenance		
01-2-02620-320-000			PSP MAINTENANCE			-934.29	934.29
Invoice Total:						-934.29	934.29
Check Total:						-934.29	934.29
00058539	10/31/2019	GOTHHOSP	Gothenburg Memorial Hospital				
106734	10/31/2019			11/07/2019	Drug Testing		
01-2-02710-890-000			PSO TRANSPORTATION OTHER			-250.00	250.00
Invoice Total:						-250.00	250.00
Check Total:						-250.00	250.00
00058540	10/31/2019	GOTHTIME	Gothenburg Times				
October	10/31/2019			11/07/2019	Advertising		
01-2-02510-540-000			PSO BUSINESS ADVRT PRNTNG			-29.84	29.84
Invoice Total:						-29.84	29.84
Check Total:						-29.84	29.84
00058541	10/31/2019	HICKLUMB	Hicken Lumber Center				
383002	10/31/2019			11/07/2019	Maint/Supplies		
01-2-01100-610-002			SUP GENERAL SEC			-150.63	150.63
01-2-02620-320-000			PSP MAINTENANCE			-65.63	65.63
Invoice Total:						-216.26	216.26
Check Total:						-216.26	216.26
00058542	10/31/2019	HOMELEAS	Hometown Leasing				
12794001	10/31/2019			11/07/2019	Copier Lease		
01-2-02510-440-000			PSF COPIER/LEASE			-1,590.87	1,590.87

Check Journal

Fiscal Year: 2020

Check Number	Date	Vendor ID	Vendor Name	Description	Payable	Direct Deposit Accrued Payment
Invoice Account Number	Invoice Date	PO Number	Ereq Num Account Description	PO Date		
				Invoice Total:	-1,590.87	1,590.87
				Check Total:	-1,590.87	1,590.87
00058543	10/31/2019	HOTLUNCH	Hot Lunch Fund			
Food Sales	10/31/2019			11/07/2019	Food Sales	
01-2-02212-320-000			PSP T & L		-60.00	60.00
01-2-03540-320-000			PSP PRESCH		-149.20	149.20
				Invoice Total:	-209.20	209.20
Meals	10/31/2019			11/07/2019	Food Sales	
01-2-01100-320-002			PSP INSTRUCTION SEC		-470.00	470.00
				Invoice Total:	-470.00	470.00
				Check Total:	-679.20	679.20
00058544	10/31/2019	IDEALINE	Ideal Linen Supply			
330697	10/31/2019			11/07/2019	Supplies	
01-2-02610-410-000			PSF WATER & SEWER		-848.02	848.02
				Invoice Total:	-848.02	848.02
				Check Total:	-848.02	848.02
00058545	10/31/2019	ISLASUPP	Island Supply Welding Co.			
15200	10/31/2019			11/07/2019	Supplies	
01-2-01100-610-002			SUP GENERAL SEC		-1,605.84	1,605.84
				Invoice Total:	-1,605.84	1,605.84
				Check Total:	-1,605.84	1,605.84
00058546	10/31/2019	J.W.PEPP	J.W. Pepper & Son, Inc.			
187877008	10/31/2019			11/07/2019	Supplies	
01-2-01100-610-002			SUP GENERAL SEC		-349.99	349.99
				Invoice Total:	-349.99	349.99
				Check Total:	-349.99	349.99
00058547	10/31/2019	JOHNDEER	John Deere Financial			
43621	10/31/2019			11/07/2019	Supplies	
01-2-01100-610-002			SUP GENERAL SEC		-149.86	149.86
01-2-02610-610-000			SUP CUSTODIAL		-68.94	68.94
				Invoice Total:	-218.80	218.80
				Check Total:	-218.80	218.80
00058548	10/31/2019	KITTMUSI	Kittle's Music			
1492	10/31/2019			11/07/2019	Supplies	
01-2-01100-610-002			SUP GENERAL SEC		-642.81	642.81
				Invoice Total:	-642.81	642.81
				Check Total:	-642.81	642.81
00058549	10/31/2019	KSBSCHO	KSB School Law			
6963	10/31/2019			11/07/2019	Legal Services	
01-2-02310-317-000			PSP LEGAL SERVICES		-99.00	99.00
				Invoice Total:	-99.00	99.00
				Check Total:	-99.00	99.00
00058550	10/31/2019	LANDIMPLE	Landmark Implement			
83069	10/31/2019			11/07/2019	Maintenance	
01-2-02620-320-000			PSP MAINTENANCE		-164.11	164.11
				Invoice Total:	-164.11	164.11

Check Journal

Fiscal Year: 2020

Check Number	Date	Vendor ID	Vendor Name	Direct Deposit
Invoice Account Number	Invoice Date	PO Number	Ereq Num Account Description	Accrued Payment
Invoice Account Number	Invoice Date	PO Number	Ereq Num Account Description	Payable
			Check Total:	-164.11 164.11
00058551	10/31/2019	MICHSTEV	Michelle Stevens	
Supplies	10/31/2019		11/07/2019 Supplies	
01-2-02120-610-001			SUP GUIDANCE ELEM	-38.37 38.37
			Invoice Total:	-38.37 38.37
			Check Total:	-38.37 38.37
00058552	10/31/2019	NACIA	NACIA	
Allison Jonas	10/31/2019		11/07/2019 Curriculum Fall Retreat	
01-2-02212-320-000			PSP T & L	-130.00 130.00
			Invoice Total:	-130.00 130.00
			Check Total:	-130.00 130.00
00058553	10/31/2019	NCSA	Nebraska Council of School Administrators	
62203	10/31/2019		11/07/2019 Dues/Fees	
01-2-02320-810-000			DUES EXEC ADMIN	-795.00 795.00
			Invoice Total:	-795.00 795.00
62349/62350/	10/31/2019		11/07/2019 Safe/Security Summit	
01-2-02670-320-000			PSP SAFETY	-815.00 815.00
			Invoice Total:	-815.00 815.00
			Check Total:	-1,610.00 1,610.00
00058554	10/31/2019	NEBR AIR	Nebraska Air Filter, Inc.	
372798	10/31/2019		11/07/2019 Maintenance	
01-2-02620-320-000			PSP MAINTENANCE	-1,682.17 1,682.17
			Invoice Total:	-1,682.17 1,682.17
			Check Total:	-1,682.17 1,682.17
00058555	10/31/2019	PAYFLEX	Pay Flex	
1350018	10/31/2019		11/07/2019 Flex Plan	
01-2-02510-340-000			PSP BUSINESS FLEX PAY	-168.00 168.00
			Invoice Total:	-168.00 168.00
			Check Total:	-168.00 168.00
00058556	10/31/2019	PEAREDINC	Pearson Education, Inc	
4025961536	10/31/2019		11/07/2019 Supplies	
01-2-02141-610-000			SUP PSYCH	-102.59 102.59
			Invoice Total:	-102.59 102.59
			Check Total:	-102.59 102.59
00058557	10/31/2019	PERFTRUC	Performance Truck & Trailer	
8673/8866/	10/31/2019		11/07/2019 Maint/Repair	
01-2-02710-430-000			PSF EQUIP REPAIR BUS	-1,696.25 1,696.25
01-2-02710-610-000			SUP TRANSP TIRES / PARTS	-6,295.56 6,295.56
			Invoice Total:	-7,991.81 7,991.81
			Check Total:	-7,991.81 7,991.81
00058558	10/31/2019	PERMBOUN	Perma Bound Books	
1842681	10/31/2019		11/07/2019 Books	
01-2-01100-640-002			SUP TEXTBOOKS SEC	-940.50 940.50
			Invoice Total:	-940.50 940.50
			Check Total:	-940.50 940.50
00058559	10/31/2019	PERRGUTH	Perry, Guthery, Haase,	

Check Journal

Fiscal Year: 2020

Check Number	Date	Vendor ID	Vendor Name				Direct Deposit
Invoice	Invoice Date	PO Number	Ereq Num	PO Date	Description	Payable	Accrued
Account Number			Account Description				Payment
94	10/31/2019			11/07/2019	Legal Services		
01-2-02310-317-000			PSP LEGAL SERVICES			-75.00	75.00
					Invoice Total:	-75.00	75.00
					Check Total:	-75.00	75.00
00058560	10/31/2019	PETESUPE	Peterson's Supermarket				
October	10/31/2019			11/07/2019	Supplies		
01-2-01100-610-002			SUP GENERAL SEC			-347.00	347.00
01-2-01200-610-002			SUP SPED SEC			-3.38	3.38
01-2-02130-610-000			SUP NURSE			-8.85	8.85
01-2-02320-610-000			SUP EXEC ADMIN			-41.02	41.02
01-2-02610-610-000			SUP CUSTODIAL			-17.35	17.35
					Invoice Total:	-417.60	417.60
					Check Total:	-417.60	417.60
00058561	10/31/2019	PINPOINT	PinPoint Communications				
155005364	10/31/2019			11/07/2019	Telephone		
01-2-02510-382-000			PSP BUSINESS TELECOMMUNIC			-467.07	467.07
					Invoice Total:	-467.07	467.07
					Check Total:	-467.07	467.07
00058562	10/31/2019	PIONMANU	Pioneer Manufacturing Co.				
741797	10/31/2019			11/07/2019	Maintenance		
01-2-02620-320-000			PSP MAINTENANCE			-409.80	409.80
					Invoice Total:	-409.80	409.80
					Check Total:	-409.80	409.80
00058563	10/31/2019	PLATVACOM	Platte Valley Communications, Inc.				
101900133	10/31/2019			11/07/2019	Maintenance		
01-2-02620-320-000			PSP MAINTENANCE			-185.25	185.25
					Invoice Total:	-185.25	185.25
					Check Total:	-185.25	185.25
00058564	10/31/2019	PONYEXPR	Pony Express Chevrolet				
288793	10/31/2019			11/07/2019	Maint/Repair		
01-2-02710-430-000			PSF EQUIP REPAIR BUS			-57.22	57.22
					Invoice Total:	-57.22	57.22
					Check Total:	-57.22	57.22
00058565	10/31/2019	REALGOOD	Really Good Stuff, Inc.				
6916765/	10/31/2019			11/07/2019	Supplies		
01-2-01100-610-001			SUP GENERAL ELEM			-654.79	654.79
					Invoice Total:	-654.79	654.79
7017871	10/31/2019			11/07/2019	Supplies		
01-2-01100-610-001			SUP GENERAL ELEM			-115.64	115.64
					Invoice Total:	-115.64	115.64
					Check Total:	-770.43	770.43
00058566	10/31/2019	REALWORK	Realtyworks				
16784	10/31/2019			11/07/2019	Supplies		
01-2-01100-610-002			SUP GENERAL SEC			-70.00	70.00
					Invoice Total:	-70.00	70.00
					Check Total:	-70.00	70.00

Check Journal

Fiscal Year: 2020

Check Number	Date	Vendor ID	Vendor Name				Direct Deposit
Invoice	Invoice Date	PO Number	Ereq Num	PO Date	Description	Payable	Accrued
Account Number			Account Description				Payment
00058567	10/31/2019	S&SAUTOP	S & S Auto Parts Inc.				
138507	10/31/2019			11/07/2019	Parts		
01-2-02710-610-000			SUP TRANSP TIRES / PARTS			-159.99	159.99
					Invoice Total:	-159.99	159.99
					Check Total:	-159.99	159.99
00058568	10/31/2019	SCHOSPEC	School Specialty Inc.				
208124076001/	10/31/2019			11/07/2019	Supplies/Equip		
01-2-01100-610-001			SUP GENERAL ELEM			-144.48	144.48
01-2-01100-610-002			SUP GENERAL SEC			-108.68	108.68
01-2-01100-739-001			CAP EQUIP / FURN ELEM			-696.78	696.78
01-2-01200-739-001			CAP SPED FURN/EQUIP ELEM			-1,204.24	1,204.24
01-2-02320-739-000			CAP EXEC ADMIN EQUIP			-1,187.00	1,187.00
					Invoice Total:	-3,341.18	3,341.18
					Check Total:	-3,341.18	3,341.18
00058569	10/31/2019	TRANE	Trane				
310342619/	10/31/2019			11/07/2019	Maintenance		
01-2-02620-320-000			PSP MAINTENANCE			-1,386.00	1,386.00
					Invoice Total:	-1,386.00	1,386.00
					Check Total:	-1,386.00	1,386.00
00058570	10/31/2019	TRI-KLAWN	Tri-K-Lawn Services				
15234	10/31/2019			11/07/2019	Maintenance		
01-2-02620-320-000			PSP MAINTENANCE			-4,028.25	4,028.25
					Invoice Total:	-4,028.25	4,028.25
					Check Total:	-4,028.25	4,028.25
00058571	10/31/2019	TRYOWELD	Tryon Welding				
109384	10/31/2019			11/07/2019	Supplies		
01-2-01100-610-002			SUP GENERAL SEC			-222.00	222.00
					Invoice Total:	-222.00	222.00
					Check Total:	-222.00	222.00
00058572	10/31/2019	TSA	TSA Consulting Group, Inc.				
43842	10/31/2019			11/07/2019	TSA Maint		
01-2-02510-320-000			PSP BUSINESS			-29.26	29.26
					Invoice Total:	-29.26	29.26
					Check Total:	-29.26	29.26
00058573	10/31/2019	USBANK	U.S. Bank				
9190	10/31/2019			11/07/2019	Fuel/Travel/Supplies/		
01-2-01100-320-001			PSP INSTRUCTION ELEM			-492.00	492.00
01-2-01100-320-002			PSP INSTRUCTION SEC			-250.00	250.00
01-2-01100-610-001			SUP GENERAL ELEM			-201.70	201.70
01-2-01100-610-002			SUP GENERAL SEC			-1,743.81	1,743.81
01-2-01100-650-002			SUP COMPUTER HARDWARE SEC			-220.07	220.07
01-2-01100-739-002			CAP EQUIP / FURN SEC			-991.56	991.56
01-2-02120-320-001			PSP GUIDANCE ELEM			-220.00	220.00
01-2-02120-580-002			PSO GUIDANCE TRAVEL SEC			-182.22	182.22
01-2-02120-610-001			SUP GUIDANCE ELEM			-53.40	53.40
01-2-02141-610-000			SUP PSYCH			-114.87	114.87
01-2-02151-610-000			SUP SPEECH			-199.99	199.99

Check Journal

Fiscal Year: 2020

Check Number Invoice Account Number	Date Invoice Date	Vendor ID PO Number	Vendor Name Ereq Num Account Description	PO Date	Description	Payable	Direct Deposit Accrued Payment
01-2-02212-580-000			PSO T & L TRAVEL			-619.58	619.58
01-2-02320-610-000			SUP EXEC ADMIN			-526.40	526.40
01-2-02410-610-001			SUP PRINCIPAL ELEM			-68.99	68.99
01-2-02710-626-000			SUP GAS AND OIL			-262.30	262.30
01-2-02710-890-000			PSO TRANSPORTATION OTHER			-26.88	26.88
					Invoice Total:	-6,173.77	6,173.77
					Check Total:	-6,173.77	6,173.77
00058574	10/31/2019	VERIZON	Verizon Wireless				
	9840537489	10/31/2019		11/07/2019	Telephone		
01-2-02510-382-000			PSP BUSINESS TELECOMMUNIC			-141.05	141.05
					Invoice Total:	-141.05	141.05
					Check Total:	-141.05	141.05
00058575	10/31/2019	YANDMUSI	Yanda's Music Pro Audio				
	423647/424106	10/31/2019		11/07/2019	Supplies		
01-2-01100-610-002			SUP GENERAL SEC			-43.10	43.10
					Invoice Total:	-43.10	43.10
					Check Total:	-43.10	43.10
			01 - GENERAL FUND			-148,656.88	148,656.88
			Total of Computer Checks			-148,656.88	148,656.88
Fund Summary							
01 - GENERAL FUND						-148,656.88	148,656.88
Payroll Summary							
					Report Total:	-148,656.88	148,656.88

First State Bank - Gothenburg
 914 Lake Avenue PO Box 79
 Gothenburg, NE 69138

ACCOUNT:
 DOCUMENTS:

100101
 123

PAGE: 1
 10/31/2019

TELEPHONE:308-537-3684

SCHOOL DISTRICT 20
 1322 AVENUE I
 GOTHENBURG NE 69138

Effective March 1, 2019, our fee schedule for demand deposit accounts will change as follows: Return Item Fee, Overdraft Item Charge, 3 Day Continuous Overdraft Fee, \$30.00 each.

PUBLIC FUNDS ACCOUNT 100101

		LAST STATEMENT 09/30/19	490,201.86
MINIMUM BALANCE	192,683.70-	3 CREDITS	913,991.04
AVG AVAILABLE BALANCE	247,669.04	126 DEBITS	1,144,550.55
AVERAGE BALANCE	247,669.04	THIS STATEMENT 10/31/19	259,642.35

DEPOSITS

REF #.....DATE.....AMOUNT	REF #.....DATE.....AMOUNT	REF #.....DATE.....AMOUNT
10/21 3,348.49		

OTHER CREDITS

DESCRIPTION	DATE	AMOUNT
General Fund xfer-bills	10/21	169,424.06
General Fund xfer-payroll	10/21	741,218.49

CHECKS

CHECK #..DATE.....AMOUNT	CHECK #..DATE.....AMOUNT	CHECK #..DATE.....AMOUNT
58265*10/01 1,572.62	58370 10/07 1,523.95	58392 10/07 600.00
58273*10/01 178.87	58371*10/18 5.80	58393 10/28 19.98
58280*10/09 2,198.00	58375 10/21 729.30	58394*10/04 81.90
58328*10/08 35.50	58376*10/08 71.73	58396 10/09 600.00
58353*10/21 25.00	58378 10/01 215.00	58397 10/15 800.00
58361 10/03 4,974.80	58379 10/22 239.00	58398*10/02 71.50
58362 10/01 115,316.53	58380*10/02 250.00	58400 10/09 210.00
58363 10/01 7,009.66	58383 10/16 318.00	58401 10/08 356.25
58364 10/01 94,722.24	58384*10/22 20.00	58402 10/10 695.00
58365*10/07 174.66	58388 10/01 870.00	58403 10/16 582.19
58368 10/02 1,509.93	58389*10/09 125.00	58404 10/23 299.00
58369 10/07 4,333.65	58391 10/04 1,530.50	58405 10/21 41.53

* * * C O N T I N U E D * * *

First State Bank - Gothenburg
 914 Lake Avenue PO Box 79
 Gothenburg, NE 69138

ACCOUNT:
 DOCUMENTS:

100101
 123

PAGE: 2
 10/31/2019

TELEPHONE: 308-537-3684

SCHOOL DISTRICT 20

PUBLIC FUNDS ACCOUNT 100101

CHECKS								
CHECK #	DATE	AMOUNT	CHECK #	DATE	AMOUNT	CHECK #	DATE	AMOUNT
58406	10/21	668.10	58435	10/21	125.39	58464	10/22	26.95
58407	10/21	6,322.88	58436	10/17	835.38	58465	10/21	550.00
58408	10/17	8,876.31	58437	10/21	7,174.80	58466	10/21	36.98
58409	10/18	999.34	58438	10/18	1,974.00	58467	10/18	35.00
58410	10/23	346.63	58439	10/21	67.05	58468	10/21	2,000.00
58411	10/22	147.60	58440	10/30	135.00	58469	10/24	4,887.70
58412	10/21	404.78	58441	10/25	1,000.00	58470	10/23	113,402.95
58413	10/16	5,295.88	58442	10/18	300.50	58471	10/23	7,008.82
58414	10/17	139.50	58443	10/17	1,186.00	58472	10/28	258.29
58415	10/17	63.65	58444	10/18	3,093.55	58473	10/29	267.41
58416	10/18	954.00	58445	10/18	150.00	58474*	10/21	5,263.27
58417	10/21	1,443.15	58446	10/18	248.45	58476	10/22	99,157.96
58418	10/18	3,434.91	58447	10/25	10.00	58477	10/23	1,564.81
58419	10/21	4,726.53	58448	10/17	467.07	58478	10/22	4,333.65
58420	10/17	72.80	58449	10/21	33.74	58479	10/24	1,533.37
58421	10/17	969.20	58450	10/17	48.56	58480	10/23	510.00
58422	10/17	3,466.80	58451	10/21	12,554.66	58481	10/24	142.38
58423	10/18	50.00	58452	10/21	3,746.90	58482	10/25	400.00
58424	10/22	460.00	58453	10/22	1,073.00	58483	10/24	17,988.64
58425	10/17	5,521.92	58454	10/22	3,882.50	58484*	10/24	41.70
58426	10/21	362.32	58455	10/17	238.80	58486	10/23	76.60
58427	10/21	513.52	58456	10/23	22.99	58487	10/25	1,669.14
58428	10/17	173.26	58457	10/24	11,714.13	58488	10/30	200.00
58429	10/18	1,590.87	58458	10/21	140.98	58489	10/31	48.93
58430	10/18	488.40	58459	10/21	415.00	58490*	10/28	307.41
58431	10/18	125.00	58460	10/18	17,916.00	58492	10/24	3,725.13
58432	10/23	747.96	58461	10/21	97.32	58493	10/28	95.50
58433	10/21	39.00	58462	10/16	40.97	58494	10/29	11.85
58434	10/23	421.32	58463	10/18	44.40			

(*) INDICATES A GAP IN CHECK NUMBER SEQUENCE

OTHER DEBITS

DESCRIPTION	DATE	AMOUNT
GOTH SCHOOLS DEBIT 1	10/18	2,590.00
GOTH SCHOOLS DEBIT 1	10/18	380,561.76
Nebraska Revenue Neb Epay NB1DORXXXXX4606	10/21	17,127.51
IRS USATAXPYMT 220969495866708	10/21	118,856.98

DAILY BALANCE

DATE	BALANCE	DATE	BALANCE	DATE	BALANCE
10/01	270,316.94	10/02	268,485.51	10/03	263,510.71

* * * CONTINUED * * *

First State Bank - Gothenburg
914 Lake Avenue PO Box 79
Gothenburg, NE 69138

ACCOUNT:
DOCUMENTS:

PAGE: 3
100101 10/31/2019
123

TELEPHONE: 308-537-3684

SCHOOL DISTRICT 20

=====

PUBLIC FUNDS ACCOUNT 100101

=====

----- DAILY BALANCE -----

DATE.....	BALANCE	DATE.....	BALANCE	DATE.....	BALANCE
10/04	261,898.31	10/16	243,937.53	10/24	264,065.86
10/07	255,266.05	10/17	221,878.28	10/25	260,986.72
10/08	254,802.57	10/18	192,683.70-	10/28	260,305.54
10/09	251,669.57	10/21	537,840.65	10/29	260,026.28
10/10	250,974.57	10/22	428,499.99	10/30	259,691.28
10/15	250,174.57	10/23	304,098.91	10/31	259,642.35

Monthly Revenue Report

SELECTED Data

Date Range: YTD thru 10/31/2019

Arranged by:
Account Number

Account	Description	Budget	October Receipts	YTD Receipts	Revenue Balance	Percent Remaining
01	GENERAL FUND					
01-1-01100-000-000	Taxes Levied by School District	7,994,453.00	659,428.99	2,526,955.72	5,467,497.28	68.39
01-1-01115-000-000	Carline Taxes	0.00	0.00	0.00	0.00	0.00
01-1-01120-000-000	Public Power Dist. Sales Tax	0.00	0.00	0.00	0.00	0.00
01-1-01125-000-000	Motor Vehicle Taxes	425,000.00	31,171.08	65,227.01	359,772.99	84.65
01-1-01312-000-000	Tuition for Summer School	5,000.00	0.00	0.00	5,000.00	100.00
01-1-01370-000-000	Preschool Tuition	0.00	0.00	0.00	0.00	0.00
01-1-01510-000-000	Interest on Investments	20,000.00	2,646.16	4,532.54	15,467.46	77.33
01-1-01910-000-000	Rental of School Facilities	1,000.00	0.00	0.00	1,000.00	100.00
01-1-01911-000-000	Local License Fees	3,000.00	0.00	25.00	2,975.00	99.16
01-1-01921-000-000	Police Court Fines	0.00	0.00	0.00	0.00	0.00
01-1-01942-000-000	Textbook Fines	0.00	0.00	0.00	0.00	0.00
01-1-01990-000-000	Miscellaneous Local Revenue	1,000.00	0.00	0.00	1,000.00	100.00
01-1-02110-000-000	County Fines and Fees	70,000.00	4,180.28	10,407.45	59,592.55	85.13
01-1-02410-281-001	HSA PRINC ELEM	0.00	0.00	0.00	0.00	0.00
01-1-02710-130-000	DNU*** Route Bus OT	0.00	0.00	0.00	0.00	0.00
01-1-03110-000-000	State Aid	751,776.00	75,178.00	150,356.00	601,420.00	79.99
01-1-03120-000-000	SPED (State School Age)	440,000.00	0.00	0.00	440,000.00	100.00
01-1-03125-000-000	SPED Transportation	0.00	0.00	0.00	0.00	0.00
01-1-03130-000-000	Homestead Exemption	0.00	0.00	0.00	0.00	0.00
01-1-03131-000-000	Property Tax Credit	0.00	0.00	0.00	0.00	0.00
01-1-03132-000-000	Personal Property Tax Credit	0.00	0.00	0.00	0.00	0.00
01-1-03134-000-000	Personal Property Tax Credit RR & P	0.00	0.00	0.00	0.00	0.00
01-1-03180-000-000	Pro Rate Motor Vehicle	20,000.00	0.00	0.00	20,000.00	100.00

SELECTED Data

Monthly Revenue Report

Arranged by:
Account Number

Date Range: YTD thru 10/31/2019

Account	Description	Budget	October Receipts	YTD Receipts	Revenue Balance	Percent Remaining
01-1-03400-000-000	State Apportionment	120,000.00	0.00	0.00	120,000.00	100.00
01-1-03500-000-000	Distance Education Incentive Paymen	0.00	0.00	0.00	0.00	0.00
01-1-03535-000-000	High Ability Learners	10,000.00	7,935.00	7,935.00	2,065.00	20.65
01-1-03540-000-000	State Early Childhood	75,000.00	0.00	0.00	75,000.00	100.00
01-1-04505-000-000	Title I A	100,000.00	0.00	0.00	100,000.00	100.00
01-1-04506-000-000	Title I A Accountability	10,000.00	0.00	0.00	10,000.00	100.00
01-1-04509-000	TITLE II-GMS PMTS	0.00	0.00	0.00	0.00	0.00
01-1-04509-000-000	Title II A Teacher Training Class S	20,000.00	0.00	0.00	20,000.00	100.00
01-1-04512-000-000	IDEA Part B BASE (611)	45,000.00	0.00	0.00	45,000.00	100.00
01-1-04516-000-000	IDEA Part B PRESCHOOL (619)	0.00	0.00	0.00	0.00	0.00
01-1-04519-000-000	IDEA Enrollment Poverty (619)	120,000.00	0.00	0.00	120,000.00	100.00
01-1-04525-000-000	Carl Perkins	1,000.00	0.00	0.00	1,000.00	100.00
01-1-04708-000-000	Medicaid in Public Schools	10,000.00	0.00	0.00	10,000.00	100.00
01-1-05200-000-000	Fund Transfers to Gen Fund from Fee	20,000.00	0.00	0.00	20,000.00	100.00
01-1-05301-000-000	Insurance Adjustments	0.00	0.00	0.00	0.00	0.00
01-1-05690-000-000	Other Non-Revenue Receipts	7,500.00	300.00	300.00	7,200.00	96.00
01	FUND Totals:	10,269,729.00	780,839.51	2,765,738.72	7,503,990.28	73.06
	Report Totals:	10,269,729.00	780,839.51	2,765,738.72	7,503,990.28	73.06

SELECTED Data

Monthly Expense Report

Date Range: YTD thru 10/31/2019

Arranged by:
Account Number

Account	Description	Budget	October Expenditures	YTD Expenditures	Payables & Encumbrances	Unencumbered Balance	Percent Remaining
01	GENERAL FUND						
01-2-01100-111-001	SAL TCHR ELEM	1,375,000.00	98,372.00	196,050.00	0.00	1,178,950.00	85.74
01-2-01100-111-002	SAL TCHR SEC	1,575,000.00	131,823.27	263,830.27	0.00	1,311,169.73	83.24
01-2-01100-112-001	SAL PARA ELEM	0.00	0.00	0.00	0.00	0.00	0.00
01-2-01100-112-002	SAL PARA SEC	0.00	341.25	562.50	0.00	-562.50	0.00
01-2-01100-122-001	SAL PARA SUBS ELEM	3,000.00	0.00	0.00	0.00	3,000.00	100.00
01-2-01100-122-002	SAL PARA SUBS SEC	500.00	0.00	0.00	0.00	500.00	100.00
01-2-01100-123-001	SAL SUBS ELEM	45,000.00	6,643.13	8,058.13	0.00	36,941.87	82.09
01-2-01100-123-002	SAL SUBS SEC	45,000.00	5,394.50	6,065.00	0.00	38,935.00	86.52
01-2-01100-211-001	HINS TCHRS ELEM	390,000.00	30,210.13	60,451.91	0.00	329,548.09	84.49
01-2-01100-211-002	HINS TCHRS SEC	400,000.00	27,598.27	56,898.58	0.00	343,101.42	85.77
01-2-01100-212-001	HINS PARA ELEM	0.00	0.00	0.00	0.00	0.00	0.00
01-2-01100-212-002	HINS PARA SEC	0.00	0.00	0.00	0.00	0.00	0.00
01-2-01100-213-001	ELEM. DENTAL INS	0.00	79.79	131.86	0.00	-131.86	0.00
01-2-01100-213-002	SEC. DENTAL INS	0.00	23.79	23.79	0.00	-23.79	0.00
01-2-01100-221-001	FICA TCHRS ELEM	100,000.00	7,220.69	14,390.06	0.00	85,609.94	85.60
01-2-01100-221-002	FICA TCHRS SEC	120,000.00	9,762.06	19,538.29	0.00	100,461.71	83.71
01-2-01100-222-001	FICA PARA ELEM	0.00	0.00	0.00	0.00	0.00	0.00
01-2-01100-222-002	FICA PARA SEC	0.00	26.11	43.04	0.00	-43.04	0.00
01-2-01100-223-001	FICA SUBS ELEM	3,000.00	507.23	615.12	0.00	2,384.88	79.49
01-2-01100-223-002	FICA SUBS SEC	3,000.00	412.20	463.43	0.00	2,536.57	84.55
01-2-01100-231-001	RET TCHRS ELEM	120,000.00	9,717.02	19,365.48	0.00	100,634.52	83.86
01-2-01100-231-002	RET TCHRS SEC	155,000.00	13,021.25	26,060.65	0.00	128,939.35	83.18
01-2-01100-232-001	RET PARA ELEM	0.00	0.00	0.00	0.00	0.00	0.00

SELECTED Data

Monthly Expense Report

Arranged by:
Account Number

Date Range: YTD thru 10/31/2019

Account	Description	Budget	October Expenditures	YTD Expenditures	Payables & Encumbrances	Unencumbered Balance	Percent Remaining
01-2-01100-232-002	RET PAR SEC	0.00	0.00	0.00	0.00	0.00	0.00
01-2-01100-233-001	SUB RET	0.00	83.97	104.22	0.00	-104.22	0.00
01-2-01100-233-002	RET OTHER	0.00	94.78	120.26	0.00	-120.26	0.00
01-2-01100-237-000	Increase Retire Cont.	0.00	0.00	0.00	0.00	0.00	0.00
01-2-01100-281-000	HSA ELEM TEACH	0.00	0.00	0.00	0.00	0.00	0.00
01-2-01100-281-001	HSA TCHR ELEM	54,000.00	0.00	0.00	0.00	54,000.00	100.00
01-2-01100-281-002	HSA TCHR SEC	0.00	0.00	0.00	0.00	0.00	0.00
01-2-01100-320-000	PSP INSTRUCTION DIST	35,000.00	2,142.38	4,064.38	0.00	30,935.62	88.38
01-2-01100-320-001	PSP INSTRUCTION ELEM	20,000.00	492.00	1,317.30	0.00	18,682.70	93.41
01-2-01100-320-002	PSP INSTRUCTION SEC	20,000.00	6,010.13	6,691.38	0.00	13,308.62	66.54
01-2-01100-431-001	PSF EQUIP REPAIR ELEM	0.00	0.00	0.00	0.00	0.00	0.00
01-2-01100-431-002	PSF EQUIP REPAIR SEC	0.00	0.00	0.00	0.00	0.00	0.00
01-2-01100-580-001	PSO TRAVEL ELEM	10,000.00	0.00	0.00	0.00	10,000.00	100.00
01-2-01100-580-002	PSO TRAVEL SEC	10,000.00	1,772.52	4,657.52	0.00	5,342.48	53.42
01-2-01100-610-000	SUP GENERAL DIST	0.00	2.90	6,090.53	0.00	-6,090.53	0.00
01-2-01100-610-001	SUP GENERAL ELEM	30,000.00	1,116.61	7,533.17	0.00	22,466.83	74.88
01-2-01100-610-002	SUP GENERAL SEC	60,000.00	5,565.35	29,128.28	0.00	30,871.72	51.45
01-2-01100-640-001	SUP TEXTBOOKS ELEM	60,000.00	58,688.32	58,688.32	0.00	1,311.68	2.18
01-2-01100-640-002	SUP TEXTBOOKS SEC	60,000.00	1,340.50	1,496.32	0.00	58,503.68	97.50
01-2-01100-650-001	SUP COMPUTER HARDWARE ELEM	0.00	0.00	0.00	0.00	0.00	0.00
01-2-01100-650-002	SUP COMPUTER HARDWARE SEC	75,000.00	352.38	3,446.58	0.00	71,553.42	95.40
01-2-01100-739-000	CAP EQUIP / FURN DIST	0.00	0.00	0.00	0.00	0.00	0.00
01-2-01100-739-001	CAP EQUIP / FURN ELEM	2,500.00	696.78	696.78	0.00	1,803.22	72.12

SELECTED Data

Monthly Expense Report

Arranged by:
Account Number

Date Range: YTD thru 10/31/2019

Account	Description	Budget	October Expenditures	YTD Expenditures	Payables & Encumbrances	Unencumbered Balance	Percent Remaining
01-2-01100-739-002	CAP EQUIP / FURN SEC	2,500.00	991.56	991.56	0.00	1,508.44	60.33
01-2-01100-810-002	DUES TCHRS	1,500.00	0.00	0.00	0.00	1,500.00	100.00
01-2-01100-890-000	PSO OTHER DIST	10,000.00	0.00	92.40	0.00	9,907.60	99.07
01-2-01100-890-001	PSO OTHER ELEM	1,500.00	46.20	92.40	0.00	1,407.60	93.84
01-2-01100-890-002	PSO OTHER SEC	10,000.00	0.00	0.00	0.00	10,000.00	100.00
01-2-01115-237-000	Increase Retire Cont.	0.00	0.00	0.00	0.00	0.00	0.00
01-2-01125-237-000	Increase Retire Cont.	0.00	0.00	0.00	0.00	0.00	0.00
01-2-01150-237-000	Increase Retire Cont.	0.00	0.00	0.00	0.00	0.00	0.00
01-2-01160-111-001	SAL TCHR Poverty	280,000.00	20,190.00	40,380.00	0.00	239,620.00	85.57
01-2-01160-112-001	SAL PARA Poverty	0.00	0.00	0.00	0.00	0.00	0.00
01-2-01160-123-001	SAL SUBS Poverty	0.00	0.00	0.00	0.00	0.00	0.00
01-2-01160-211-001	HINS TCHRS Poverty	62,700.00	5,653.91	11,484.81	0.00	51,215.19	81.68
01-2-01160-212-001	HINS PARA Poverty	0.00	0.00	0.00	0.00	0.00	0.00
01-2-01160-221-001	FICA TCHRS Poverty	18,500.00	1,495.05	2,990.11	0.00	15,509.89	83.83
01-2-01160-222-001	FICA PARA Poverty	0.00	0.00	0.00	0.00	0.00	0.00
01-2-01160-223-001	FICA SUBS Poverty	0.00	0.00	0.00	0.00	0.00	0.00
01-2-01160-231-001	RET TCHRS Poverty	24,000.00	1,994.33	3,988.66	0.00	20,011.34	83.38
01-2-01160-232-001	RET PARA Poverty	0.00	0.00	0.00	0.00	0.00	0.00
01-2-01160-237-000	Increase Retire Cont	0.00	0.00	0.00	0.00	0.00	0.00
01-2-01160-281-001	HSAReg	0.00	0.00	0.00	0.00	0.00	0.00
01-2-01160-529-001	PSO POVERTY OTHER ELEM	0.00	0.00	0.00	0.00	0.00	0.00
01-2-01160-580-001	PSO POVERTY TRAVEL ELEM	0.00	0.00	0.00	0.00	0.00	0.00
01-2-01160-610-001	SUP POVERTY ELEM	0.00	0.00	0.00	0.00	0.00	0.00

SELECTED Data

Monthly Expense Report

Date Range: YTD thru 10/31/2019

Arranged by:
Account Number

Account	Description	Budget	October Expenditures	YTD Expenditures	Payables & Encumbrances	Unencumbered Balance	Percent Remaining
01-2-01160-650-001	SUP POVERTY HARDWARE	0.00	0.00	0.00	0.00	0.00	0.00
01-2-01160-730-001	CAP POVERTY EQUIP ELEM	0.00	0.00	0.00	0.00	0.00	0.00
01-2-01190-237-000	Increase Retire Cont.	0.00	0.00	0.00	0.00	0.00	0.00
01-2-01190-610-000	SUP PRESCH MATCHING	0.00	0.00	0.00	0.00	0.00	0.00
01-2-01190-730-006	CAP PRESCH EQUIP MATCH	0.00	0.00	0.00	0.00	0.00	0.00
01-2-01195-237-000	Increase Retire Cont.	0.00	0.00	0.00	0.00	0.00	0.00
01-2-01200-110-000	SAL CLER SPED	18,855.00	1,822.50	3,262.50	0.00	15,592.50	82.69
01-2-01200-111-000	SAL ADMIN SPED DIR	88,500.00	7,375.00	14,750.00	0.00	73,750.00	83.33
01-2-01200-111-001	SAL TCHR SPED ELEM	82,900.00	11,077.75	21,892.13	0.00	61,007.87	73.59
01-2-01200-111-002	SAL TCHR SPED SEC	177,752.00	14,812.00	29,624.00	0.00	148,128.00	83.33
01-2-01200-112-001	SAL PARA SPED ELEM	158,000.00	18,424.82	30,242.61	0.00	127,757.39	80.85
01-2-01200-112-002	SAL PARA SPED SEC	52,200.00	7,768.87	13,227.26	0.00	38,972.74	74.66
01-2-01200-122-001	SAL PARA SUB SPED ELEM	2,000.00	315.00	435.75	0.00	1,564.25	78.21
01-2-01200-122-002	SAL PARA SUB SPED SEC	500.00	0.00	0.00	0.00	500.00	100.00
01-2-01200-123-001	SAL SUBS SPED ELEM	9,000.00	1,355.50	1,465.50	0.00	7,534.50	83.71
01-2-01200-123-002	SAL SUBS SPED SEC	2,000.00	110.00	110.00	0.00	1,890.00	94.50
01-2-01200-130-001	Para O.T.	0.00	0.00	0.00	0.00	0.00	0.00
01-2-01200-210-000	HINS CLER SPED	7,827.00	473.02	951.70	0.00	6,875.30	87.84
01-2-01200-211-000	HINS ADMIN SPED DIR	10,451.00	1,742.15	3,484.30	0.00	6,966.70	66.66
01-2-01200-211-001	HINS TCHRS SPED ELEM	30,768.00	1,402.54	2,903.67	0.00	27,864.33	90.56
01-2-01200-211-002	HINS TCHRS SPED	36,900.00	2,806.86	5,613.72	0.00	31,286.28	84.78
01-2-01200-212-001	HINS PARA SPED ELEM	71,000.00	5,121.12	10,242.24	0.00	60,757.76	85.57
01-2-01200-212-002	HINS PARA SPED SEC	22,500.00	1,273.04	2,546.08	0.00	19,953.92	88.68

SELECTED Data

Monthly Expense Report

Date Range: YTD thru 10/31/2019

Arranged by:
Account Number

Account	Description	Budget	October Expenditures	YTD Expenditures	Payables & Encumbrances	Unencumbered Balance	Percent Remaining
01-2-01200-220-000	FICA CLER SPED	1,400.00	127.66	225.92	0.00	1,174.08	83.86
01-2-01200-221-000	FICA ADMIN SPED DIR	6,770.00	544.68	1,089.36	0.00	5,680.64	83.90
01-2-01200-221-001	FICA TCHRS SPED ELEM	6,342.00	817.79	1,614.52	0.00	4,727.48	74.54
01-2-01200-221-002	FICA TCHRS SPED SEC	13,600.00	1,106.95	2,213.90	0.00	11,386.10	83.72
01-2-01200-222-001	FICA PARA SPED ELEM	12,000.00	1,418.26	2,316.25	0.00	9,683.75	80.69
01-2-01200-222-002	FICA PARA SPED SEC	4,000.00	470.07	763.39	0.00	3,236.61	80.91
01-2-01200-223-001	FICA SUBS SPED ELEM	500.00	103.67	112.08	0.00	387.92	77.58
01-2-01200-223-002	FICA SUBS SPED SEC	150.00	8.41	8.41	0.00	141.59	94.39
01-2-01200-230-000	RET CLER SPED	1,800.00	180.02	322.26	0.00	1,477.74	82.09
01-2-01200-231-000	RET ADMIN SPED DIR	8,700.00	728.49	1,456.98	0.00	7,243.02	83.25
01-2-01200-231-001	RET TCHRS SPED ELEM	8,190.00	1,094.24	2,162.47	0.00	6,027.53	73.59
01-2-01200-231-002	RET TCHRS SPED SEC	17,500.00	1,463.10	2,926.20	0.00	14,573.80	83.27
01-2-01200-232-001	RET PARA SPED ELEM	15,500.00	1,751.52	2,918.86	0.00	12,581.14	81.16
01-2-01200-232-002	RET PARA SPED SEC	5,000.00	767.39	1,306.56	0.00	3,693.44	73.86
01-2-01200-237-000	Increase Retire Cont.	0.00	0.00	0.00	0.00	0.00	0.00
01-2-01200-280-000	HSA CLER SPED	2,000.00	0.00	0.00	0.00	2,000.00	100.00
01-2-01200-281-001	HSA TCHR SPED ELEM	0.00	0.00	0.00	0.00	0.00	0.00
01-2-01200-281-002	HSA TCHR SPED SEC	0.00	0.00	0.00	0.00	0.00	0.00
01-2-01200-282-001	HSA PARA SPED ELEM	0.00	0.00	0.00	0.00	0.00	0.00
01-2-01200-282-002	HSA PARA SPED SEC	0.00	0.00	0.00	0.00	0.00	0.00
01-2-01200-320-000	PSP SPED CONTRACTED	10,000.00	0.00	3,237.55	0.00	6,762.45	67.62
01-2-01200-320-001	PSP SPED CONTRACTED ELEM	2,500.00	0.00	0.00	0.00	2,500.00	100.00
01-2-01200-320-002	PSP SPED CONTRACTED SEC	2,500.00	0.00	0.00	0.00	2,500.00	100.00

SELECTED Data

Monthly Expense Report

Date Range: YTD thru 10/31/2019

Arranged by:
Account Number

Account	Description	Budget	October Expenditures	YTD Expenditures	Payables & Encumbrances	Unencumbered Balance	Percent Remaining
01-2-01200-330-000	PSP SPED INSERVICE DIST	0.00	3,237.55	3,237.55	0.00	-3,237.55	0.00
01-2-01200-330-001	PSP SPED INSERVICE ELEM	1,500.00	155.00	155.00	0.00	1,345.00	89.66
01-2-01200-330-002	PSP SPED INSERVICE SEC	1,500.00	0.00	0.00	0.00	1,500.00	100.00
01-2-01200-562-001	PSO SPED TUITION SEC	0.00	0.00	0.00	0.00	0.00	0.00
01-2-01200-562-002	PSO SPED TUITION -SEC	5,000.00	0.00	0.00	0.00	5,000.00	100.00
01-2-01200-580-000	PSO SPED TRAVEL DIST	100.00	0.00	0.00	0.00	100.00	100.00
01-2-01200-580-001	PSO SPED TRAVEL ELEM	1,000.00	210.00	210.00	0.00	790.00	79.00
01-2-01200-580-002	PSO SPED TRAVEL SEC	500.00	0.00	0.00	0.00	500.00	100.00
01-2-01200-610-001	SUP SPED ELEM	1,250.00	0.00	423.11	0.00	826.89	66.15
01-2-01200-610-002	SUP SPED SEC	1,250.00	3.38	51.82	0.00	1,198.18	95.85
01-2-01200-640-001	SUP SPED TEXTBOOKS ELEM	0.00	0.00	0.00	0.00	0.00	0.00
01-2-01200-640-002	SUP SPED TEXTBOOKS SEC	0.00	0.00	0.00	0.00	0.00	0.00
01-2-01200-739-001	CAP SPED FURN/EQUIP ELEM	500.00	4,295.24	7,762.04	0.00	-7,262.04	-1,452.40
01-2-01200-739-002	CAP SPED FURN/EQUIP SEC	500.00	0.00	0.00	0.00	500.00	100.00
01-2-01200-890-000	PSO SPED OTHER DIST	0.00	0.00	0.00	0.00	0.00	0.00
01-2-01200-890-001	PSO SPED OTHER ELEM	0.00	0.00	0.00	0.00	0.00	0.00
01-2-01200-890-002	PSO SPED OTHER SEC	0.00	0.00	0.00	0.00	0.00	0.00
01-2-01291-237-000	Increase Retire Cont.	0.00	0.00	0.00	0.00	0.00	0.00
01-2-01292-237-000	Increase Retire Cont.	0.00	0.00	0.00	0.00	0.00	0.00
01-2-01295-237-000	Increase Retire Cont.	0.00	0.00	0.00	0.00	0.00	0.00
01-2-01300-151-001	SAL STIP TCHR SUM ELEM	15,000.00	0.00	0.00	0.00	15,000.00	100.00
01-2-01300-151-002	SAL STIP TCHR SUM SEC	0.00	0.00	0.00	0.00	0.00	0.00
01-2-01300-152-001	SAL PARA SUM ELEM	10,000.00	0.00	0.00	0.00	10,000.00	100.00

SELECTED Data

Monthly Expense Report

Date Range: YTD thru 10/31/2019

Arranged by:
Account Number

Account	Description	Budget	October Expenditures	YTD Expenditures	Payables & Encumbrances	Unencumbered Balance	Percent Remaining
01-2-01300-211-001	HINS Summer Stipend Elem	0.00	0.00	0.00	0.00	0.00	0.00
01-2-01300-211-002	HINS Summer Stipend H.S.	0.00	0.00	0.00	0.00	0.00	0.00
01-2-01300-212-001	HINS Summer Stipend Elem Para	0.00	0.00	0.00	0.00	0.00	0.00
01-2-01300-221-001	FICA TCHRS SUM ELEM	2,000.00	0.00	0.00	0.00	2,000.00	100.00
01-2-01300-221-002	FICA TCHRS SUM SEC	0.00	0.00	0.00	0.00	0.00	0.00
01-2-01300-222-001	FICA PARA SUM ELEM	0.00	0.00	0.00	0.00	0.00	0.00
01-2-01300-229-001	FICM Summer Stipend Elem	0.00	0.00	0.00	0.00	0.00	0.00
01-2-01300-229-002	FICA Summer Stipend H.S.	0.00	0.00	0.00	0.00	0.00	0.00
01-2-01300-231-001	RET TCHRS SUM ELEM	2,500.00	0.00	0.00	0.00	2,500.00	100.00
01-2-01300-231-002	RET TCHRS SUM SEC	0.00	0.00	0.00	0.00	0.00	0.00
01-2-01300-232-001	RET PARA SUM ELEM	0.00	0.00	0.00	0.00	0.00	0.00
01-2-01300-237-000	Increase Retire Cont.	0.00	0.00	0.00	0.00	0.00	0.00
01-2-01300-239-001	Retire.Summer Stipend Elem	0.00	0.00	0.00	0.00	0.00	0.00
01-2-01300-239-002	Retire.Summer Stipend H.S.	0.00	0.00	0.00	0.00	0.00	0.00
01-2-01300-890-002	PSO DRIVER ED OTHER	0.00	0.00	0.00	0.00	0.00	0.00
01-2-01390-151-002	SAL ADDT DRIV ED	6,000.00	0.00	0.00	0.00	6,000.00	100.00
01-2-01390-221-002	FICA ADDT DRIV ED	500.00	0.00	0.00	0.00	500.00	100.00
01-2-01390-231-002	RET ADDT DRIV ED	500.00	0.00	0.00	0.00	500.00	100.00
01-2-01390-610-002	SUP DRIVER ED	0.00	0.00	0.00	0.00	0.00	0.00
01-2-01390-626-002	SUP DRIVER ED GAS/OIL	0.00	0.00	0.00	0.00	0.00	0.00
01-2-01390-640-002	SUP DRIVER ED TEXTBOOKS	0.00	0.00	0.00	0.00	0.00	0.00
01-2-01400-237-000	Increase Retire Cont.	0.00	0.00	0.00	0.00	0.00	0.00
01-2-02110-237-000	Increase Retire Cont.	0.00	0.00	0.00	0.00	0.00	0.00

SELECTED Data

Monthly Expense Report

Date Range: YTD thru 10/31/2019

Arranged by:
Account Number

Account	Description	Budget	October Expenditures	YTD Expenditures	Payables & Encumbrances	Unencumbered Balance	Percent Remaining
01-2-02120-111-001	SAL TCHR GUIDANCE ELEM	94,500.00	7,875.00	15,750.00	0.00	78,750.00	83.33
01-2-02120-111-002	SAL TCHR GUIDANCE SEC	140,142.00	11,677.00	23,354.00	0.00	116,788.00	83.33
01-2-02120-211-001	HINS TCHR GUIDANCE ELEM	18,000.00	1,507.59	3,015.18	0.00	14,984.82	83.24
01-2-02120-211-002	HINS TCHR GUIDANCE SEC	32,000.00	2,846.07	5,692.14	0.00	26,307.86	82.21
01-2-02120-221-001	FICA TCHR GUIDANCE ELEM	7,230.00	590.85	1,183.73	0.00	6,046.27	83.62
01-2-02120-221-002	FICA TCHR GUIDANCE SEC	10,721.00	854.96	1,709.92	0.00	9,011.08	84.05
01-2-02120-231-001	RET TCHR GUIDANCE ELEM	9,300.00	777.87	1,555.74	0.00	7,744.26	83.27
01-2-02120-231-002	RET TCHR GUIDANCE SEC	13,850.00	1,153.43	2,306.86	0.00	11,543.14	83.34
01-2-02120-237-000	Increase Retire Cont.	0.00	0.00	0.00	0.00	0.00	0.00
01-2-02120-320-001	PSP GUIDANCE ELEM	500.00	220.00	345.00	0.00	155.00	31.00
01-2-02120-320-002	PSP GUIDANCE SEC	2,500.00	180.00	1,219.00	0.00	1,281.00	51.24
01-2-02120-529-001	PSO GUIDANCE OTHER ELEM	500.00	0.00	0.00	0.00	500.00	100.00
01-2-02120-529-002	PSO GUIDANCE OTHER SEC	500.00	0.00	0.00	0.00	500.00	100.00
01-2-02120-580-001	PSO GUIDANCE TRAVEL ELEM	250.00	0.00	0.00	0.00	250.00	100.00
01-2-02120-580-002	PSO GUIDANCE TRAVEL SEC	250.00	182.22	182.22	0.00	67.78	27.11
01-2-02120-610-001	SUP GUIDANCE ELEM	500.00	91.77	258.27	0.00	241.73	48.34
01-2-02120-610-002	SUP GUIDANCE SEC	1,200.00	0.00	937.71	0.00	262.29	21.85
01-2-02120-730-001	CAP GUIDANCE EQUIP ELEM	0.00	0.00	0.00	0.00	0.00	0.00
01-2-02120-730-002	CAP GUIDANCE EQUIP SEC	0.00	0.00	0.00	0.00	0.00	0.00
01-2-02130-116-000	SAL PROF NURSE	40,000.00	3,500.00	7,000.00	0.00	33,000.00	82.50
01-2-02130-126-000	SAL SUB NURSE	500.00	0.00	0.00	0.00	500.00	100.00
01-2-02130-216-000	HINS PROF NURSE	20,902.00	1,474.42	2,948.84	0.00	17,953.16	85.89
01-2-02130-226-000	FICA PROF NURSE	3,000.00	263.00	526.00	0.00	2,474.00	82.46

SELECTED Data

Monthly Expense Report

Date Range: YTD thru 10/31/2019

Arranged by:
Account Number

Account	Description	Budget	October Expenditures	YTD Expenditures	Payables & Encumbrances	Unencumbered Balance	Percent Remaining
01-2-02130-236-000	RET PROF NURSE	3,900.00	345.72	691.44	0.00	3,208.56	82.27
01-2-02130-237-000	Increase Retire Cont.	0.00	0.00	0.00	0.00	0.00	0.00
01-2-02130-281-000	HSA NURSE	0.00	0.00	0.00	0.00	0.00	0.00
01-2-02130-580-000	PSO NURSE TRAVEL	250.00	0.00	0.00	0.00	250.00	100.00
01-2-02130-610-000	SUP NURSE	1,500.00	8.85	445.86	0.00	1,054.14	70.27
01-2-02130-739-000	CAP NURSE EQUIP	1,000.00	0.00	0.00	0.00	1,000.00	100.00
01-2-02130-890-000	PSO NURSE OTHER	250.00	0.00	0.00	0.00	250.00	100.00
01-2-02140-237-000	Increase Retire Cont.	0.00	0.00	0.00	0.00	0.00	0.00
01-2-02141-111-000	SAL TCHR SPED PSYCH	60,000.00	4,604.00	9,208.00	0.00	50,792.00	84.65
01-2-02141-211-000	HINS TCHR SPED PSYCH	20,902.00	1,742.15	3,484.30	0.00	17,417.70	83.33
01-2-02141-221-000	FICA TCHR SPED PSYCH	4,300.00	308.65	619.45	0.00	3,680.55	85.59
01-2-02141-231-000	RET TCHR SPED PSYCH	5,500.00	454.77	909.54	0.00	4,590.46	83.46
01-2-02141-237-000	Increase Retire Cont.	0.00	0.00	0.00	0.00	0.00	0.00
01-2-02141-320-000	PSP PSYCH DIAGNOSTICS	0.00	550.00	550.00	0.00	-550.00	0.00
01-2-02141-340-000	PSP PSYCH SUPERVISON	0.00	0.00	0.00	0.00	0.00	0.00
01-2-02141-580-000	PSO PSYCH TRAVEL	500.00	200.00	200.00	0.00	300.00	60.00
01-2-02141-610-000	SUP PSYCH	1,500.00	217.46	217.46	0.00	1,282.54	85.50
01-2-02141-739-000	CAP PSYCH EQUIP	0.00	0.00	0.00	0.00	0.00	0.00
01-2-02142-237-000	Increase Retire Cont.	0.00	0.00	0.00	0.00	0.00	0.00
01-2-02143-237-000	Increase Retire Cont.	0.00	0.00	0.00	0.00	0.00	0.00
01-2-02150-237-000	Increase Retire Cont.	0.00	0.00	0.00	0.00	0.00	0.00
01-2-02151-111-000	SAL TCHR SPED SPEECH	63,249.00	5,271.00	10,542.00	0.00	52,707.00	83.33
01-2-02151-123-000	SAL SUBS SPED SPEECH	1,000.00	55.00	55.00	0.00	945.00	94.50

Monthly Expense Report

SELECTED Data

Date Range: YTD thru 10/31/2019

Arranged by:
Account Number

Account	Description	Budget	October Expenditures	YTD Expenditures	Payables & Encumbrances	Unencumbered Balance	Percent Remaining
01-2-02151-211-000	HINS TCHR SPED SPEECH	13,800.00	977.32	1,954.64	0.00	11,845.36	85.83
01-2-02151-221-000	FICA TCHR SPED SPEECH	5,800.00	391.69	777.33	0.00	5,022.67	86.59
01-2-02151-223-000	FICA SUBS SPED SPEECH	100.00	4.21	4.21	0.00	95.79	95.79
01-2-02151-231-000	RET TCHR SPED SPEECH	6,200.00	520.66	1,041.32	0.00	5,158.68	83.20
01-2-02151-237-000	Increase Retire Cont.	0.00	0.00	0.00	0.00	0.00	0.00
01-2-02151-281-000	HSA SPED SPEECH DIST	0.00	0.00	0.00	0.00	0.00	0.00
01-2-02151-340-000	PSP SPED SPEECH/AUD DIST	15,000.00	419.36	838.72	0.00	14,161.28	94.40
01-2-02151-580-000	PSO PS TRAVEL	250.00	19.14	24.94	0.00	225.06	90.02
01-2-02151-610-000	SUP SPEECH	1,000.00	199.99	199.99	0.00	800.01	80.00
01-2-02151-730-000	CAP SPEECH FURN/EQUIP	0.00	0.00	0.00	0.00	0.00	0.00
01-2-02152-237-000	Increase Retire Cont.	0.00	0.00	0.00	0.00	0.00	0.00
01-2-02152-340-000	PSP SPED SPEECH/AUD 3-5	500.00	52.42	104.84	0.00	395.16	79.03
01-2-02153-237-000	Increase Retire Cont.	0.00	0.00	0.00	0.00	0.00	0.00
01-2-02153-340-000	PSP SPED SPEECH/AUD 0-2	1,000.00	52.42	104.84	0.00	895.16	89.51
01-2-02160-237-000	Increase Retire Cont.	0.00	0.00	0.00	0.00	0.00	0.00
01-2-02161-237-000	Increase Retire Cont.	0.00	0.00	0.00	0.00	0.00	0.00
01-2-02161-340-000	PSP SPED SCHOOLAGE OT	20,000.00	1,339.14	2,692.14	0.00	17,307.86	86.53
01-2-02162-237-000	Increase Retire Cont.	0.00	0.00	0.00	0.00	0.00	0.00
01-2-02162-340-000	PSP SPED OT 3-5	4,000.00	917.40	917.40	0.00	3,082.60	77.06
01-2-02163-237-000	Increase Retire Cont.	0.00	0.00	0.00	0.00	0.00	0.00
01-2-02163-340-000	PSP PRESCH OT 0-2	4,000.00	0.00	1,006.50	0.00	2,993.50	74.83
01-2-02170-237-000	Increase Retire Cont.	0.00	0.00	0.00	0.00	0.00	0.00
01-2-02171-237-000	Increase Retire Cont.	0.00	0.00	0.00	0.00	0.00	0.00

SELECTED Data

Monthly Expense Report

Date Range: YTD thru 10/31/2019

Arranged by:
Account Number

Account	Description	Budget	October Expenditures	YTD Expenditures	Payables & Encumbrances	Unencumbered Balance	Percent Remaining
01-2-02171-340-000	PSP SPED PT SCHOOLAGE	3,500.00	0.00	0.00	0.00	3,500.00	100.00
01-2-02172-237-000	Increase Retire Cont.	0.00	0.00	0.00	0.00	0.00	0.00
01-2-02172-340-000	PSP SPED PT 3-5	1,000.00	0.00	0.00	0.00	1,000.00	100.00
01-2-02173-237-000	Increase Retire Cont.	0.00	0.00	0.00	0.00	0.00	0.00
01-2-02173-340-000	PSP SPED PT 0-2	1,000.00	0.00	0.00	0.00	1,000.00	100.00
01-2-02180-237-000	Increase Retire Cont.	0.00	0.00	0.00	0.00	0.00	0.00
01-2-02181-237-000	Increase Retire Cont.	0.00	0.00	0.00	0.00	0.00	0.00
01-2-02181-340-000	PSP SPED VISION SCHOOLAGE	3,000.00	944.78	1,889.56	0.00	1,110.44	37.01
01-2-02182-237-000	Increase Retire Cont.	0.00	0.00	0.00	0.00	0.00	0.00
01-2-02182-340-000	PSP SPED VISION 3-5	1,000.00	0.00	0.00	0.00	1,000.00	100.00
01-2-02183-237-000	Increase Retire Cont.	0.00	0.00	0.00	0.00	0.00	0.00
01-2-02183-340-000	PSP SPED VISION 0-2	1,000.00	0.00	0.00	0.00	1,000.00	100.00
01-2-02190-111-002	SAL ADMIN ACT DIR	96,000.00	8,000.00	16,000.00	0.00	80,000.00	83.33
01-2-02190-123-002	SAL SUBS ACTIVITIES	12,000.00	2,255.00	2,310.00	0.00	9,690.00	80.75
01-2-02190-150-002	SAL NONCERT COACH	32,000.00	7,210.00	12,602.50	0.00	19,397.50	60.61
01-2-02190-151-002	SAL TCHR COACH	250,000.00	19,038.75	38,077.50	0.00	211,922.50	84.76
01-2-02190-211-002	HINS TCHR COACH /AD	20,000.00	4,099.35	8,472.40	0.00	11,527.60	57.63
01-2-02190-220-002	FICA NONCERT COACH	2,500.00	551.56	964.08	0.00	1,535.92	61.43
01-2-02190-221-002	FICA TCHR COACH /AD	26,000.00	2,018.38	4,036.31	0.00	21,963.69	84.47
01-2-02190-223-002	FICA SUBS ACTIVITIES	750.00	172.50	176.71	0.00	573.29	76.43
01-2-02190-230-002	RET NONCERT COACH	0.00	0.00	0.00	0.00	0.00	0.00
01-2-02190-231-002	RET TCHR COACH /AD	29,000.00	2,670.80	5,341.61	0.00	23,658.39	81.58
01-2-02190-233-002	ACTIVITY SUB RETIRE	0.00	24.44	24.44	0.00	-24.44	0.00

SELECTED Data

Monthly Expense Report

Arranged by:
Account Number

Date Range: YTD thru 10/31/2019

Account	Description	Budget	October Expenditures	YTD Expenditures	Payables & Encumbrances	Unencumbered Balance	Percent Remaining
01-2-02190-237-000	Increase Retire Cont.	0.00	0.00	0.00	0.00	0.00	0.00
01-2-02190-320-002	PSP ACTIVITIES	6,000.00	0.00	818.61	0.00	5,181.39	86.35
01-2-02190-580-002	PSO TRAVEL	500.00	0.00	0.00	0.00	500.00	100.00
01-2-02190-610-002	SUP ACTIVITIES	0.00	0.00	0.00	0.00	0.00	0.00
01-2-02190-730-002	CAP ACTIVITIES EQUIP	0.00	0.00	0.00	0.00	0.00	0.00
01-2-02210-237-000	Increase Retire Cont.	0.00	0.00	0.00	0.00	0.00	0.00
01-2-02211-237-000	Increase Retire Cont.	0.00	0.00	0.00	0.00	0.00	0.00
01-2-02212-111-000	SAL ADMIN T & L	85,000.00	7,083.00	14,166.00	0.00	70,834.00	83.33
01-2-02212-211-000	HINS ADMIN T & L	18,000.00	1,480.82	2,961.64	0.00	15,038.36	83.54
01-2-02212-221-000	FICA ADMIN T & L	6,500.00	507.29	1,014.58	0.00	5,485.42	84.39
01-2-02212-231-000	RET ADMIN T & L	8,400.00	699.65	1,399.30	0.00	7,000.70	83.34
01-2-02212-237-000	Increase Retire Cont.	0.00	0.00	0.00	0.00	0.00	0.00
01-2-02212-320-000	PSP T & L	10,000.00	190.00	549.99	0.00	9,450.01	94.50
01-2-02212-330-000	PSP PROF DEV DIST	2,500.00	0.00	0.00	0.00	2,500.00	100.00
01-2-02212-330-001	PSP PROF DEV ELEM	2,500.00	485.00	485.00	0.00	2,015.00	80.60
01-2-02212-330-002	PSP PROF DEV SEC	0.00	295.00	320.00	0.00	-320.00	0.00
01-2-02212-580-000	PSO T & L TRAVEL	1,000.00	619.58	619.58	0.00	380.42	38.04
01-2-02212-610-000	SUP T & L	1,000.00	97.32	892.32	0.00	107.68	10.76
01-2-02212-739-000	CAP T & L EQUIP	1,000.00	0.00	0.00	0.00	1,000.00	100.00
01-2-02212-890-000	PSO T & L OTHER	0.00	0.00	0.00	0.00	0.00	0.00
01-2-02213-237-000	Increase Retire Cont.	0.00	0.00	0.00	0.00	0.00	0.00
01-2-02214-237-000	Increase Retire Cont.	0.00	0.00	0.00	0.00	0.00	0.00
01-2-02219-237-000	Increase Retire Cont.	0.00	0.00	0.00	0.00	0.00	0.00

SELECTED Data

Monthly Expense Report

Date Range: YTD thru 10/31/2019

Arranged by:
Account Number

Account	Description	Budget	October Expenditures	YTD Expenditures	Payables & Encumbrances	Unencumbered Balance	Percent Remaining
01-2-02220-111-001	SAL TCHR LIBRARY ELEM	22,989.00	1,916.00	3,832.00	0.00	19,157.00	83.33
01-2-02220-111-002	SAL TCHR LIBRARY SEC	71,600.00	5,971.00	11,942.00	0.00	59,658.00	83.32
01-2-02220-112-001	SAL PARA LIBRARY ELEM	0.00	0.00	0.00	0.00	0.00	0.00
01-2-02220-112-002	SAL PARA LIBRARY SEC	0.00	0.00	0.00	0.00	0.00	0.00
01-2-02220-123-001	SAL SUB LIBRARY ELEM	250.00	82.50	247.50	0.00	2.50	1.00
01-2-02220-123-002	SAL SUB LIBRARY SEC	500.00	110.00	110.00	0.00	390.00	78.00
01-2-02220-211-001	HINS TCHR LIBRARY ELEM	172.00	14.48	28.96	0.00	143.04	83.16
01-2-02220-211-002	HINS TCHR LIBRARY SEC	21,000.00	1,320.35	2,640.70	0.00	18,359.30	87.42
01-2-02220-212-001	HINS PARA LIBRARY ELEM	0.00	0.00	0.00	0.00	0.00	0.00
01-2-02220-212-002	HINS PARA LIBRARY SEC	0.00	0.00	0.00	0.00	0.00	0.00
01-2-02220-221-001	FICA TCHR LIBRARY ELEM	1,750.00	143.33	286.66	0.00	1,463.34	83.61
01-2-02220-221-002	FICA TCHR LIBRARY SEC	5,500.00	430.41	860.82	0.00	4,639.18	84.34
01-2-02220-222-001	FICA PARA LIBRARY ELEM	0.00	0.00	0.00	0.00	0.00	0.00
01-2-02220-222-002	FICA PARA LIBRARY SEC	0.00	0.00	0.00	0.00	0.00	0.00
01-2-02220-223-001	FICA SUB LIBRARY ELEM	0.00	6.31	18.94	0.00	-18.94	0.00
01-2-02220-223-002	FICA SUB LIBRARY SEC	50.00	8.41	8.41	0.00	41.59	83.18
01-2-02220-231-001	RET TCHR LIBRARY ELEM	2,250.00	189.26	378.52	0.00	1,871.48	83.17
01-2-02220-231-002	RET TCHR LIBRARY SEC	7,100.00	589.81	1,179.62	0.00	5,920.38	83.38
01-2-02220-232-001	RET PARA LIBRARY ELEM	0.00	0.00	0.00	0.00	0.00	0.00
01-2-02220-232-002	RET PARA LIBRARY SEC	0.00	0.00	0.00	0.00	0.00	0.00
01-2-02220-237-000	Increase Retire Cont.	0.00	0.00	0.00	0.00	0.00	0.00
01-2-02220-281-002	HSA TCHR LIBRARY SEC	0.00	0.00	0.00	0.00	0.00	0.00
01-2-02220-320-001	PSP LIBRARY ELEM	0.00	0.00	0.00	0.00	0.00	0.00

SELECTED Data

Monthly Expense Report

Date Range: YTD thru 10/31/2019

Arranged by:
Account Number

Account	Description	Budget	October Expenditures	YTD Expenditures	Payables & Encumbrances	Unencumbered Balance	Percent Remaining
01-2-02220-320-002	PSP LIBRARY SEC	0.00	0.00	0.00	0.00	0.00	0.00
01-2-02220-580-001	PSO LIBRARY TRAVEL ELEM	100.00	0.00	0.00	0.00	100.00	100.00
01-2-02220-580-002	PSO LIBRARY TRAVEL SEC	100.00	0.00	0.00	0.00	100.00	100.00
01-2-02220-610-001	SUP LIBRARY ELEM	2,000.00	0.00	0.00	0.00	2,000.00	100.00
01-2-02220-610-002	SUP LIBRARY SEC	1,000.00	0.00	270.55	0.00	729.45	72.94
01-2-02220-640-001	SUP LIBRARY BOOKS/PERS ELEM	3,000.00	0.00	0.00	0.00	3,000.00	100.00
01-2-02220-640-002	SUP LIBRARY BOOKS/PERS SEC	5,000.00	0.00	150.46	0.00	4,849.54	96.99
01-2-02220-730-001	CAP LIBRARY EQUIP ELEM	0.00	0.00	0.00	0.00	0.00	0.00
01-2-02220-730-002	CAP LIBRARY EQUIP SEC	0.00	0.00	0.00	0.00	0.00	0.00
01-2-02220-890-001	PSO LIBRARY OTHER ELEM	0.00	0.00	0.00	0.00	0.00	0.00
01-2-02220-890-002	PSO LIBRARY OTHER SEC	0.00	0.00	0.00	0.00	0.00	0.00
01-2-02223-237-000	Increase Retire Cont.	0.00	0.00	0.00	0.00	0.00	0.00
01-2-02224-237-000	Increase Retire Cont.	0.00	0.00	0.00	0.00	0.00	0.00
01-2-02230-111-000	SAL ADMIN TECH DIR	73,500.00	6,125.00	12,250.00	0.00	61,250.00	83.33
01-2-02230-114-000	SAL PARA TECH AID	28,000.00	3,071.25	5,845.00	0.00	22,155.00	79.12
01-2-02230-130-000	Para Tech OT	0.00	0.00	0.00	0.00	0.00	0.00
01-2-02230-134-000	SAL PARA Tech OT	0.00	0.00	0.00	0.00	0.00	0.00
01-2-02230-211-000	HINS ADMIN TECH DIR	10,764.00	0.00	0.00	0.00	10,764.00	100.00
01-2-02230-214-000	HINS PARA TECH AID	7,600.00	636.52	1,273.04	0.00	6,326.96	83.24
01-2-02230-221-000	FICA ADMIN TECH DIR	5,600.00	468.56	937.12	0.00	4,662.88	83.26
01-2-02230-224-000	FICA PARA TECH AID	2,100.00	219.43	416.10	0.00	1,683.90	80.18
01-2-02230-231-000	RET ADMIN TECH DIR	7,300.00	605.02	1,210.04	0.00	6,089.96	83.42
01-2-02230-234-000	RET PARA TECH AID	2,700.00	303.37	577.36	0.00	2,122.64	78.61

SELECTED Data

Monthly Expense Report

Date Range: YTD thru 10/31/2019

Arranged by:
Account Number

Account	Description	Budget	October Expenditures	YTD Expenditures	Payables & Encumbrances	Unencumbered Balance	Percent Remaining
01-2-02230-237-000	Increase Retire Cont.	0.00	0.00	0.00	0.00	0.00	0.00
01-2-02240-237-000	Increase Retire Cont.	0.00	0.00	0.00	0.00	0.00	0.00
01-2-02290-237-000	Increase Retire Cont.	0.00	0.00	0.00	0.00	0.00	0.00
01-2-02310-237-000	Increase Retire Cont.	0.00	0.00	0.00	0.00	0.00	0.00
01-2-02310-271-000	PSO Alicap WORK COMP OTHERS	20,000.00	0.00	0.00	0.00	20,000.00	100.00
01-2-02310-315-000	PSP AUDIT	7,000.00	0.00	0.00	0.00	7,000.00	100.00
01-2-02310-317-000	PSP LEGAL SERVICES	3,000.00	174.00	324.00	0.00	2,676.00	89.20
01-2-02310-520-000	PSO Alicap LIABILITY INS	200,000.00	0.00	0.00	0.00	200,000.00	100.00
01-2-02310-520-000	PSO Alicap PROPERTY INS	0.00	0.00	0.00	0.00	0.00	0.00
01-2-02310-580-000	PSO BOE TRAVEL	2,000.00	0.00	0.00	0.00	2,000.00	100.00
01-2-02310-810-000	DUES BOE	7,500.00	0.00	1,974.00	0.00	5,526.00	73.68
01-2-02310-890-000	PSO BOE OTHER	0.00	0.00	0.00	0.00	0.00	0.00
01-2-02320-105-000	SAL ADMIN SUPT	170,000.00	14,167.00	28,334.00	0.00	141,666.00	83.33
01-2-02320-110-000	SAL CLER SUPT	18,500.00	1,822.50	3,262.50	0.00	15,237.50	82.36
01-2-02320-130-000	OT ClarSAL	2,000.00	614.25	1,059.75	0.00	940.25	47.01
01-2-02320-210-000	HINS CLER SUPT	7,800.00	632.44	1,259.22	0.00	6,540.78	83.85
01-2-02320-215-000	HINS ADMIN SUPT	0.00	0.00	0.00	0.00	0.00	0.00
01-2-02320-220-000	FICA CLER SUPT	1,400.00	170.69	299.35	0.00	1,100.65	78.61
01-2-02320-225-000	FICA ADMIN SUPT	10,500.00	1,083.77	2,167.54	0.00	8,332.46	79.35
01-2-02320-230-000	RET CLER SUPT	1,800.00	240.70	426.95	0.00	1,373.05	76.28
01-2-02320-235-000	RET ADMIN SUPT	17,000.00	1,399.39	2,798.78	0.00	14,201.22	83.53
01-2-02320-237-000	Increase Retire Cont.	0.00	0.00	0.00	0.00	0.00	0.00
01-2-02320-280-000	HSA CLER SUPT	0.00	0.00	0.00	0.00	0.00	0.00

SELECTED Data

Monthly Expense Report

Date Range: YTD thru 10/31/2019

Arranged by:
Account Number

Account	Description	Budget	October Expenditures	YTD Expenditures	Payables & Encumbrances	Unencumbered Balance	Percent Remaining
01-2-02320-580-000	PSO EXEC ADMIN TRAVEL	4,000.00	0.00	244.66	0.00	3,755.34	93.88
01-2-02320-610-000	SUP EXEC ADMIN	7,500.00	547.43	1,700.41	0.00	5,799.59	77.32
01-2-02320-739-000	CAP EXEC ADMIN EQUIP	500.00	1,187.00	1,187.00	0.00	-687.00	-137.40
01-2-02320-810-000	DUES EXEC ADMIN	0.00	795.00	1,145.00	0.00	-1,145.00	0.00
01-2-02320-890-000	PSO EXEC ADMIN OTHER	5,000.00	0.00	0.00	0.00	5,000.00	100.00
01-2-02330-237-000	Increase Retire Cont.	0.00	0.00	0.00	0.00	0.00	0.00
01-2-02410-110-001	SAL CLER PRINC ELEM	21,750.00	3,742.50	6,193.00	0.00	15,557.00	71.52
01-2-02410-110-002	SAL CLER PRINC SEC	22,500.00	2,733.75	5,062.50	0.00	17,437.50	77.50
01-2-02410-111-001	SAL ADMIN PRINC ELEM	91,000.00	7,583.00	15,166.00	0.00	75,834.00	83.33
01-2-02410-111-002	SAL ADMIN PRINC SEC	110,000.00	9,167.00	18,334.00	0.00	91,666.00	83.33
01-2-02410-120-001	SAL CLER SUB PRINC ELEM	500.00	0.00	0.00	0.00	500.00	100.00
01-2-02410-120-002	SAL CLER SUB PRINC SEC	500.00	84.00	238.88	0.00	261.12	52.22
01-2-02410-130-001	OT Clerical	0.00	0.00	0.00	0.00	0.00	0.00
01-2-02410-130-002	Sec. CLAR OT	0.00	0.00	0.00	0.00	0.00	0.00
01-2-02410-210-001	HINS CLER PRINC ELEM	7,600.00	636.52	1,273.04	0.00	6,326.96	83.24
01-2-02410-210-002	HINS CLER PRINC SEC	7,600.00	636.52	1,273.04	0.00	6,326.96	83.24
01-2-02410-211-001	HINS ADMIN PRINC ELEM	20,902.00	1,474.42	2,948.84	0.00	17,953.16	85.89
01-2-02410-211-002	HINS ADMIN PRINC SEC	20,902.00	1,474.42	2,948.84	0.00	17,953.16	85.89
01-2-02410-220-001	FICA CLER PRINC ELEM	1,600.00	285.43	472.03	0.00	1,127.97	70.49
01-2-02410-220-002	FICA CLER PRINC SEC	1,720.00	207.91	390.26	0.00	1,329.74	77.31
01-2-02410-221-001	FICA ADMIN PRINC ELEM	6,900.00	559.44	1,118.88	0.00	5,781.12	83.78
01-2-02410-221-002	FICA ADMIN PRINC SEC	8,400.00	675.65	1,351.30	0.00	7,048.70	83.91
01-2-02410-230-001	RET CLER PRINC ELEM	2,100.00	253.51	495.57	0.00	1,604.43	76.40

SELECTED Data

Monthly Expense Report

Date Range: YTD thru 10/31/2019

Arranged by:
Account Number

Account	Description	Budget	October Expenditures	YTD Expenditures	Payables & Encumbrances	Unencumbered Balance	Percent Remaining
01-2-02410-230-002	RET CLER PRINC RET	2,200.00	270.03	500.06	0.00	1,699.94	77.27
01-2-02410-231-001	RET ADMIN PRINC ELEM	8,900.00	749.03	1,498.06	0.00	7,401.94	83.16
01-2-02410-231-002	RET ADMIN PRINC SEC	11,000.00	905.50	1,811.00	0.00	9,189.00	83.53
01-2-02410-237-000	Increase Retire Cont.	0.00	0.00	0.00	0.00	0.00	0.00
01-2-02410-281-001	HSA PRINC Elem	0.00	0.00	0.00	0.00	0.00	0.00
01-2-02410-281-002	HSA PRINC SEC	0.00	0.00	0.00	0.00	0.00	0.00
01-2-02410-320-001	PSP PRINCIPAL ELEM	1,000.00	0.00	20.00	0.00	980.00	98.00
01-2-02410-320-002	PSP PRINCIPAL SEC	1,500.00	0.00	0.00	0.00	1,500.00	100.00
01-2-02410-580-001	PSO PRINCIPAL TRAVEL ELEM	1,000.00	0.00	0.00	0.00	1,000.00	100.00
01-2-02410-580-002	PSO PRINCIPAL TRAVEL SEC	1,000.00	0.00	0.00	0.00	1,000.00	100.00
01-2-02410-610-001	SUP PRINCIPAL ELEM	1,000.00	105.97	135.94	0.00	864.06	86.40
01-2-02410-610-002	SUP PRINCIPAL SEC	4,000.00	0.00	535.08	0.00	3,464.92	86.62
01-2-02410-730-001	CAP PRINCIPAL FURN ELEM	0.00	0.00	0.00	0.00	0.00	0.00
01-2-02410-730-002	CAP PRINCIPAL FURN SEC	0.00	0.00	0.00	0.00	0.00	0.00
01-2-02410-810-001	DUES PRINCIPAL ELEM	1,000.00	0.00	0.00	0.00	1,000.00	100.00
01-2-02410-810-002	DUES PRINCIPAL SEC	1,000.00	0.00	20.00	0.00	980.00	98.00
01-2-02410-890-001	PSO PRINCIPAL OTHER ELEM	0.00	0.00	0.00	0.00	0.00	0.00
01-2-02410-890-002	PSO PRINCIPAL OTHER SEC	0.00	22.20	44.40	0.00	-44.40	0.00
01-2-02490-237-000	Increase Retire Cont.	0.00	0.00	0.00	0.00	0.00	0.00
01-2-02510-116-000	SAL PROF BUSINESS MNGR	53,500.00	4,833.00	9,666.00	0.00	43,834.00	81.93
01-2-02510-216-000	HINS PROF BUSINESS MNGR	15,600.00	1,336.67	2,673.34	0.00	12,926.66	82.86
01-2-02510-226-000	FICA PROF BUSINESS MNGR	4,100.00	354.33	708.66	0.00	3,391.34	82.71
01-2-02510-236-000	RET PROF BUSINESS MNGR	5,300.00	477.39	954.78	0.00	4,345.22	81.98

SELECTED Data

Monthly Expense Report

Date Range: YTD thru 10/31/2019

Arranged by:
Account Number

Account	Description	Budget	October Expenditures	YTD Expenditures	Payables & Encumbrances	Unencumbered Balance	Percent Remaining
01-2-02510-237-000	Increase Retire Cont.	0.00	0.00	0.00	0.00	0.00	0.00
01-2-02510-320-000	PSP BUSINESS	6,000.00	29.26	52.25	0.00	5,947.75	99.12
01-2-02510-340-000	PSP BUSINESS FLEX PAY	2,500.00	168.00	486.00	0.00	2,014.00	80.56
01-2-02510-351-000	PSP BUSINESS DATA PROCESS	1,500.00	76.60	149.40	0.00	1,350.60	90.04
01-2-02510-382-000	PSP BUSINESS TELECOMMUNIC	20,000.00	2,837.44	5,674.24	0.00	14,325.76	71.62
01-2-02510-440-000	PSF COPIER/LEASE	40,000.00	1,590.87	3,211.94	0.00	36,788.06	91.97
01-2-02510-531-000	PSO BUSINESS POSTAGE	10,000.00	0.00	1,017.23	0.00	8,982.77	89.82
01-2-02510-540-000	PSO BUSINESS ADVRT PRNTNG	5,000.00	29.84	858.46	0.00	4,141.54	82.83
01-2-02510-610-000	SUP BUSINESS	0.00	0.00	0.00	0.00	0.00	0.00
01-2-02510-730-000	CAP BUSINESS EQUIP	0.00	0.00	0.00	0.00	0.00	0.00
01-2-02510-890-000	PSO BUSINESS OTHER	0.00	0.00	4,412.80	0.00	-4,412.80	0.00
01-2-02515-237-000	Increase Retire Cont.	0.00	0.00	0.00	0.00	0.00	0.00
01-2-02520-237-000	Increase Retire Cont.	0.00	0.00	0.00	0.00	0.00	0.00
01-2-02530-237-000	Increase Retire Cont.	0.00	0.00	0.00	0.00	0.00	0.00
01-2-02540-237-000	Increase Retire Cont.	0.00	0.00	0.00	0.00	0.00	0.00
01-2-02560-237-000	Increase Retire Cont.	0.00	0.00	0.00	0.00	0.00	0.00
01-2-02570-237-000	Increase Retire Cont.	0.00	0.00	0.00	0.00	0.00	0.00
01-2-02580-237-000	Increase Retire Cont.	0.00	0.00	0.00	0.00	0.00	0.00
01-2-02590-237-000	Increase Retire Cont.	0.00	0.00	0.00	0.00	0.00	0.00
01-2-02610-110-000	SAL NONCRT CUST	205,000.00	17,490.89	32,246.02	0.00	172,753.98	84.27
01-2-02610-120-000	SAL NONCRT CUST SUMMER	0.00	0.00	0.00	0.00	0.00	0.00
01-2-02610-130-000	SAL OT NONCRT CUST	40,000.00	4,178.19	6,384.99	0.00	33,615.01	84.03
01-2-02610-210-000	HINS NONCRT CUST	64,000.00	4,231.78	8,467.56	0.00	55,532.44	86.76

SELECTED Data

Monthly Expense Report

Date Range: YTD thru 10/31/2019

Arranged by:
Account Number

Account	Description	Budget	October Expenditures	YTD Expenditures	Payables & Encumbrances	Unencumbered Balance	Percent Remaining
01-2-02610-220-000	FICA NONCRT CUST	15,000.00	1,644.35	2,928.55	0.00	12,071.45	80.47
01-2-02610-230-000	RET NONCRT CUST	21,000.00	2,140.42	3,815.88	0.00	17,184.12	81.82
01-2-02610-237-000	Increase Retire Cont.	0.00	0.00	0.00	0.00	0.00	0.00
01-2-02610-270-000	PSO Alicap WORK COMP CUST	9,000.00	0.00	0.00	0.00	9,000.00	100.00
01-2-02610-410-000	PSF WATER & SEWER	10,000.00	1,734.66	2,698.25	0.00	7,301.75	73.01
01-2-02610-610-000	SUP CUSTODIAL	55,000.00	1,085.63	13,621.58	0.00	41,378.42	75.23
01-2-02610-621-000	SUP FUEL	60,000.00	2,232.39	2,900.49	0.00	57,099.51	95.16
01-2-02610-622-000	SUP ELECTRICITY	150,000.00	15,591.80	31,261.55	0.00	118,738.45	79.15
01-2-02610-739-000	CAP CUSTODIAL EQUIP	16,000.00	0.00	0.00	0.00	16,000.00	100.00
01-2-02610-890-000	PSO CUSTODIAL OTHER	17,500.00	1,817.61	3,327.81	0.00	14,172.19	80.98
01-2-02620-110-000	SAL NONCRT MAINT	89,000.00	6,231.88	12,671.58	0.00	76,328.42	85.76
01-2-02620-120-000	SAL NONCRT MAINT SUMMER	0.00	0.00	0.00	0.00	0.00	0.00
01-2-02620-130-000	SAL OT NONCRT MAINT	0.00	2,292.19	3,074.59	0.00	-3,074.59	0.00
01-2-02620-210-000	HINS NONCRT MAINT	29,000.00	3,131.52	6,263.04	0.00	22,736.96	78.40
01-2-02620-220-000	FICA NONCRT MAINT	68,000.00	638.32	1,176.89	0.00	66,823.11	98.26
01-2-02620-230-000	RET NONCRT MAINT	8,800.00	841.99	1,555.37	0.00	7,244.63	82.32
01-2-02620-237-000	Increase Retire Cont.	0.00	0.00	0.00	0.00	0.00	0.00
01-2-02620-270-000	PSO Alicap WORK COMP MAINT	0.00	0.00	0.00	0.00	0.00	0.00
01-2-02620-320-000	PSP MAINTENANCE	150,000.00	12,513.90	33,890.04	0.00	116,109.96	77.40
01-2-02620-733-000	CAP BUILDING EQUIP	75,000.00	0.00	26,792.31	0.00	48,207.69	64.27
01-2-02620-890-000	PSO MAINTENANCE OTHER	0.00	0.00	0.00	0.00	0.00	0.00
01-2-02630-237-000	Increase Retire Cont.	0.00	0.00	0.00	0.00	0.00	0.00
01-2-02640-237-000	Increase Retire Cont.	0.00	0.00	0.00	0.00	0.00	0.00

SELECTED Data

Monthly Expense Report

Date Range: YTD thru 10/31/2019

Arranged by:
Account Number

Account	Description	Budget	October Expenditures	YTD Expenditures	Payables & Encumbrances	Unencumbered Balance	Percent Remaining
01-2-02650-237-000	Increase Retire Cont.	0.00	0.00	0.00	0.00	0.00	0.00
01-2-02660-237-000	Increase Retire Cont.	0.00	0.00	0.00	0.00	0.00	0.00
01-2-02660-320-000	PSP SECURITY	1,000.00	0.00	307.80	0.00	692.20	69.22
01-2-02660-610-000	SUP SECURITY	5,000.00	0.00	0.00	0.00	5,000.00	100.00
01-2-02660-720-000	CAP SECURITY EQUIP	5,000.00	0.00	0.00	0.00	5,000.00	100.00
01-2-02670-237-000	Increase Retire Cont.	0.00	0.00	0.00	0.00	0.00	0.00
01-2-02670-320-000	PSP SAFETY	1,000.00	815.00	1,060.00	0.00	-60.00	-6.00
01-2-02670-610-000	SUP SAFETY	0.00	15.69	15.69	0.00	-15.69	0.00
01-2-02670-730-000	CAP SAFETY EQUIP	0.00	0.00	0.00	0.00	0.00	0.00
01-2-02680-237-000	Increase Retire Cont.	0.00	0.00	0.00	0.00	0.00	0.00
01-2-02710-110-000	SAL NONCRT ROUTE DRIVER	65,000.00	6,809.70	11,665.52	0.00	53,334.48	82.05
01-2-02710-111-000	SAL CERT ACT DRIVER	0.00	0.00	0.00	0.00	0.00	0.00
01-2-02710-120-000	SAL NONCRT ACT DRIVER	30,000.00	4,475.64	5,308.20	0.00	24,691.80	82.30
01-2-02710-130-000	Route Bus OT	8,000.00	5,104.54	5,754.34	0.00	2,245.66	28.07
01-2-02710-210-000	HINS NONCRT TRANPO	21,000.00	2,051.19	3,960.75	0.00	17,039.25	81.13
01-2-02710-211-000	HINS CERT ACT DRIVER	0.00	0.00	0.00	0.00	0.00	0.00
01-2-02710-220-000	FICA NONCRT TRANPO	7,500.00	1,252.10	1,735.40	0.00	5,764.60	76.86
01-2-02710-221-000	FICA CERT ACT DRIVER	0.00	0.00	0.00	0.00	0.00	0.00
01-2-02710-230-000	RET NONCRT TRANPO	7,500.00	959.82	1,503.67	0.00	5,996.33	79.95
01-2-02710-231-000	RETIRE CERT ACT DRIVER	0.00	0.00	0.00	0.00	0.00	0.00
01-2-02710-237-000	Increase Retire Cont.	0.00	0.00	0.00	0.00	0.00	0.00
01-2-02710-270-000	PSO Alicap WORK COMP DRIVERS	0.00	0.00	0.00	0.00	0.00	0.00
01-2-02710-320-000	PSP TRANSPORTATION	5,000.00	0.00	0.00	0.00	5,000.00	100.00

SELECTED Data

Monthly Expense Report

Date Range: YTD thru 10/31/2019

Arranged by:
Account Number

Account	Description	Budget	October Expenditures	YTD Expenditures	Payables & Encumbrances	Unencumbered Balance	Percent Remaining
01-2-02710-332-000	PSP MILEAGE PARENTS	4,000.00	468.69	1,150.42	0.00	2,849.58	71.23
01-2-02710-430-000	PSF EQUIP REPAIR BUS	20,000.00	1,753.47	2,702.22	0.00	17,297.78	86.48
01-2-02710-431-000	PSF EQUIP REPAIR MAINT	1,000.00	0.00	0.00	0.00	1,000.00	100.00
01-2-02710-520-000	PSO Alicap VEHICLE INS	0.00	0.00	0.00	0.00	0.00	0.00
01-2-02710-610-000	SUP TRANSP TIRES / PARTS	20,000.00	6,455.55	8,635.34	0.00	11,364.66	56.82
01-2-02710-626-000	SUP GAS AND OIL	55,000.00	4,498.28	11,549.95	0.00	43,450.05	79.00
01-2-02710-732-000	CAP TRANSP BUS REPLACE	25,000.00	0.00	0.00	0.00	25,000.00	100.00
01-2-02710-890-000	PSO TRANSPORTATION OTHER	2,500.00	276.88	1,068.26	0.00	1,431.74	57.26
01-2-02711-237-000	Increase Retire Cont.	0.00	0.00	0.00	0.00	0.00	0.00
01-2-02712-237-000	Increase Retire Cont.	0.00	0.00	0.00	0.00	0.00	0.00
01-2-02713-237-000	Increase Retire Cont.	0.00	0.00	0.00	0.00	0.00	0.00
01-2-02714-237-000	Increase Retire Cont.	0.00	0.00	0.00	0.00	0.00	0.00
01-2-02720-237-000	Increase Retire Cont.	0.00	0.00	0.00	0.00	0.00	0.00
01-2-02721-237-000	Increase Retire Cont.	0.00	0.00	0.00	0.00	0.00	0.00
01-2-02722-237-000	Increase Retire Cont.	0.00	0.00	0.00	0.00	0.00	0.00
01-2-02723-237-000	Increase Retire Cont.	0.00	0.00	0.00	0.00	0.00	0.00
01-2-02724-237-000	Increase Retire Cont.	0.00	0.00	0.00	0.00	0.00	0.00
01-2-02730-237-000	Increase Retire Cont.	0.00	0.00	0.00	0.00	0.00	0.00
01-2-02731-237-000	Increase Retire Cont.	0.00	0.00	0.00	0.00	0.00	0.00
01-2-02732-237-000	Increase Retire Cont.	0.00	0.00	0.00	0.00	0.00	0.00
01-2-02733-237-000	Increase Retire Cont.	0.00	0.00	0.00	0.00	0.00	0.00
01-2-02734-237-000	Increase Retire Cont.	0.00	0.00	0.00	0.00	0.00	0.00
01-2-02790-237-000	Increase Retire Cont.	0.00	0.00	0.00	0.00	0.00	0.00

SELECTED Data

Monthly Expense Report

Date Range: YTD thru 10/31/2019

Arranged by:
Account Number

Account	Description	Budget	October Expenditures	YTD Expenditures	Payables & Encumbrances	Unencumbered Balance	Percent Remaining
01-2-02791-237-000	Increase Retire Cont.	0.00	0.00	0.00	0.00	0.00	0.00
01-2-02792-237-000	Increase Retire Cont.	0.00	0.00	0.00	0.00	0.00	0.00
01-2-02792-332-000	PSP SPED MILGE PRNTS SA	0.00	0.00	0.00	0.00	0.00	0.00
01-2-02793-237-000	Increase Retire Cont.	0.00	0.00	0.00	0.00	0.00	0.00
01-2-02793-332-000	PSP SPED MLGE PRNTS B-5	0.00	0.00	0.00	0.00	0.00	0.00
01-2-02794-237-000	Increase Retire Cont.	0.00	0.00	0.00	0.00	0.00	0.00
01-2-02900-237-000	Increase Retire Cont.	0.00	0.00	0.00	0.00	0.00	0.00
01-2-03300-159-001	SAL STIP After School	0.00	0.00	0.00	0.00	0.00	0.00
01-2-03300-221-001	FICA AFTER SCHOOL	0.00	0.00	0.00	0.00	0.00	0.00
01-2-03300-231-001	RET AFTER SCHOOL	0.00	0.00	0.00	0.00	0.00	0.00
01-2-03300-237-000	Increase Retire Cont.	0.00	0.00	0.00	0.00	0.00	0.00
01-2-03300-529-000	PSO AFTER SCHOOL OTHER	0.00	0.00	0.00	0.00	0.00	0.00
01-2-03300-569-001	PSO AFTER SCHOOL TUITION	2,000.00	95.50	95.50	0.00	1,904.50	95.22
01-2-03300-610-000	SUP AFTER SCHOOL	0.00	0.00	0.00	0.00	0.00	0.00
01-2-03300-730-000	CAP AFTER SCHOOL EQUIP	0.00	0.00	0.00	0.00	0.00	0.00
01-2-03400-237-000	Increase Retire Cont.	0.00	0.00	0.00	0.00	0.00	0.00
01-2-03500-237-000	Increase Retire Cont.	0.00	0.00	0.00	0.00	0.00	0.00
01-2-03512-237-000	Increase Retire Cont.	0.00	0.00	0.00	0.00	0.00	0.00
01-2-03535-111-001	SAL TCHR HAL	23,000.00	1,916.00	3,832.00	0.00	19,168.00	83.33
01-2-03535-123-001	SAL SUBS HAL	0.00	0.00	0.00	0.00	0.00	0.00
01-2-03535-211-001	HINS TCHR HAL	172.00	14.48	28.96	0.00	143.04	83.16
01-2-03535-221-001	FICA TCHRS HAL	1,759.00	143.32	286.64	0.00	1,472.36	83.70
01-2-03535-223-001	FICA SUBS HAL	0.00	0.00	0.00	0.00	0.00	0.00

SELECTED Data

Monthly Expense Report

Date Range: YTD thru 10/31/2019

Arranged by:
Account Number

Account	Description	Budget	October Expenditures	YTD Expenditures	Payables & Encumbrances	Unencumbered Balance	Percent Remaining
01-2-03535-231-001	RET TCHRS HAL	2,271.00	189.26	378.52	0.00	1,892.48	83.33
01-2-03535-237-000	Increase Retire Cont.	0.00	0.00	0.00	0.00	0.00	0.00
01-2-03540-111-006	SAL ADMIN PRESCH DIR	15,000.00	1,250.00	2,500.00	0.00	12,500.00	83.33
01-2-03540-111-006	SAL TCHR PRESCH STATE	47,400.00	3,953.00	7,906.00	0.00	39,494.00	83.32
01-2-03540-112-006	SAL PARA PRESCH STATE	11,550.00	0.00	0.00	0.00	11,550.00	100.00
01-2-03540-120-006	SAL PARA SUB PRESCH STATE	0.00	0.00	0.00	0.00	0.00	0.00
01-2-03540-123-006	SAL SUBS PRESCH STATE	750.00	330.00	330.00	0.00	420.00	56.00
01-2-03540-211-006	HINS ADMIN PRESCH DIR	3,135.00	1,567.86	3,135.72	0.00	-0.72	-0.02
01-2-03540-211-006	HINS TCHR PRESCH STATE	15,677.00	0.00	0.00	0.00	15,677.00	100.00
01-2-03540-212-006	HINS PARA PRESCH STATE	5,726.00	0.00	0.00	0.00	5,726.00	100.00
01-2-03540-213-006	Preschool Para Health	0.00	98.59	98.59	0.00	-98.59	0.00
01-2-03540-220-006	FICA PARA SUB PRESCH STATE	0.00	0.00	0.00	0.00	0.00	0.00
01-2-03540-221-006	FICA ADMIN PRESCH DIR	1,148.00	381.32	762.64	0.00	385.36	33.56
01-2-03540-221-006	FICA TCHR PRESCH STATE	3,629.00	0.00	0.00	0.00	3,629.00	100.00
01-2-03540-222-006	FICA PARA PRESCH STATE	884.00	0.00	0.00	0.00	884.00	100.00
01-2-03540-223-006	FICA SUBS PRESCH STATE	0.00	24.62	24.62	0.00	-24.62	0.00
01-2-03540-231-006	RET ADMIN PRESCH DIR	1,482.00	513.94	1,027.88	0.00	454.12	30.64
01-2-03540-231-006	RET TCHR PRESCH STATE	4,687.00	0.00	0.00	0.00	4,687.00	100.00
01-2-03540-232-006	RET PARA PRESCH STATE	1,141.00	0.00	0.00	0.00	1,141.00	100.00
01-2-03540-237-000	Increase Retire Cont.	0.00	0.00	0.00	0.00	0.00	0.00
01-2-03540-320-000	PSP PRESCH	5,000.00	149.20	317.60	0.00	4,682.40	93.64
01-2-03540-580-006	PSO PRESCH TRAVEL	250.00	0.00	0.00	0.00	250.00	100.00
01-2-03540-610-000	SUP PRESCH	500.00	0.00	0.00	0.00	500.00	100.00

SELECTED Data

Monthly Expense Report

Date Range: YTD thru 10/31/2019

Arranged by:
Account Number

Account	Description	Budget	October Expenditures	YTD Expenditures	Payables & Encumbrances	Unencumbered Balance	Percent Remaining
01-2-03540-739-006	CAP PRESCH EQUIP	0.00	0.00	0.00	0.00	0.00	0.00
01-2-03540-890-006	PSO PRESCH OTHER	0.00	0.00	0.00	0.00	0.00	0.00
01-2-03541-237-000	Increase Retire Cont.	0.00	0.00	0.00	0.00	0.00	0.00
01-2-03541-320-000	PSP PRESCH STARTUP	0.00	0.00	0.00	0.00	0.00	0.00
01-2-03541-529-000	PSO PRESCH STARTUP OTHER	0.00	0.00	0.00	0.00	0.00	0.00
01-2-03541-610-000	SUP PRESCH STARTUP	0.00	0.00	0.00	0.00	0.00	0.00
01-2-03541-640-000	SUP PRESCH START TEXTS	0.00	0.00	0.00	0.00	0.00	0.00
01-2-03541-730-000	CAP PRESCH STARTUP EQUIP	0.00	0.00	0.00	0.00	0.00	0.00
01-2-03551-237-000	Increase Retire Cont.	0.00	0.00	0.00	0.00	0.00	0.00
01-2-03570-237-000	Increase Retire Cont.	0.00	0.00	0.00	0.00	0.00	0.00
01-2-03575-237-000	Increase Retire Cont.	0.00	0.00	0.00	0.00	0.00	0.00
01-2-03590-237-000	Increase Retire Cont.	0.00	0.00	0.00	0.00	0.00	0.00
01-2-04700-450-000	PSF CONTRACT BLDNG IMPROV	0.00	0.00	0.00	0.00	0.00	0.00
01-2-06200-111-001	SAL TCHR TITLE IA	104,000.00	8,663.00	17,326.00	0.00	86,674.00	83.34
01-2-06200-123-001	SAL SUBS TITLE IA	0.00	0.00	0.00	0.00	0.00	0.00
01-2-06200-211-001	HINS TCHR TITLE IA	32,000.00	3,269.27	6,538.54	0.00	25,461.46	79.56
01-2-06200-221-001	FICA TCHR TITLE IA	8,000.00	628.38	1,256.76	0.00	6,743.24	84.29
01-2-06200-223-001	FICA SUBS TITLE IA	0.00	0.00	0.00	0.00	0.00	0.00
01-2-06200-231-001	RET TCHR TITLE IA	10,000.00	855.72	1,711.44	0.00	8,288.56	82.88
01-2-06200-237-000	Increase Retire Cont.	0.00	0.00	0.00	0.00	0.00	0.00
01-2-06200-281-001	HSA TITLE IA ELEM	0.00	0.00	0.00	0.00	0.00	0.00
01-2-06200-320-001	PSP TITLE IA	0.00	0.00	0.00	0.00	0.00	0.00
01-2-06200-529-001	PSO TITLE IA OTHER	0.00	0.00	0.00	0.00	0.00	0.00

SELECTED Data

Monthly Expense Report

Arranged by:
Account Number

Date Range: YTD thru 10/31/2019

Account	Description	Budget	October Expenditures	YTD Expenditures	Payables & Encumbrances	Unencumbered Balance	Percent Remaining
01-2-06200-580-001	PSO TITLE IA TRAVEL	0.00	0.00	0.00	0.00	0.00	0.00
01-2-06200-610-001	SUP TITLE IA	0.00	0.00	0.00	0.00	0.00	0.00
01-2-06200-640-001	SUP TITLE IA TEXTBOOKS	0.00	0.00	0.00	0.00	0.00	0.00
01-2-06200-650-001	SUP TITLE IA HARDWARE	0.00	0.00	0.00	0.00	0.00	0.00
01-2-06200-730-001	CAP TITLE IA EQUIP	0.00	0.00	0.00	0.00	0.00	0.00
01-2-06200-735-001	CAP TITLE IA SOFTWARE	0.00	0.00	0.00	0.00	0.00	0.00
01-2-06210-320-001	PSP TITLE I ACCNTBLTY	0.00	0.00	0.00	0.00	0.00	0.00
01-2-06210-650-001	SUP TITLE I ACCNTBLTY	0.00	0.00	0.00	0.00	0.00	0.00
01-2-06210-735-001	CAP TITLE I ACCNTBLTY SOFTWARE	0.00	0.00	0.00	0.00	0.00	0.00
01-2-06310-111-001	SAL TCHR TITLE IIA	16,900.00	1,408.00	2,816.00	0.00	14,084.00	83.33
01-2-06310-123-001	SAL SUBS TITLE IIA	0.00	0.00	0.00	0.00	0.00	0.00
01-2-06310-211-001	HINS TCHR TITLE IIA	3,000.00	427.64	855.28	0.00	2,144.72	71.49
01-2-06310-221-001	FICA TCHR TITLE IIA	1,300.00	107.72	215.44	0.00	1,084.56	83.42
01-2-06310-223-001	FICA SUBS TITLE IIA	0.00	0.00	0.00	0.00	0.00	0.00
01-2-06310-231-001	RET TCHR TITLE IIA	1,700.00	139.08	278.16	0.00	1,421.84	83.63
01-2-06310-237-000	Increase Retire Cont.	0.00	0.00	0.00	0.00	0.00	0.00
01-2-06310-529-000	PSO TITLE IIA OTHER	0.00	0.00	0.00	0.00	0.00	0.00
01-2-06403-111-000	SAL TCHR IDEA BASE	0.00	0.00	0.00	0.00	0.00	0.00
01-2-06403-211-000	HINS TCHR IDEA BASE	0.00	0.00	0.00	0.00	0.00	0.00
01-2-06403-221-000	FICA TCHR IDEA BASE	0.00	0.00	0.00	0.00	0.00	0.00
01-2-06403-231-000	RET TCHR IDEA BASE	0.00	0.00	0.00	0.00	0.00	0.00
01-2-06403-237-000	Increase Retire Cont.	0.00	0.00	0.00	0.00	0.00	0.00
01-2-06403-281-000	HSA IDEA BASE ELEM	0.00	0.00	0.00	0.00	0.00	0.00

SELECTED Data

Monthly Expense Report

Date Range: YTD thru 10/31/2019

Arranged by:
Account Number

Account	Description	Budget	October Expenditures	YTD Expenditures	Payables & Encumbrances	Unencumbered Balance	Percent Remaining
01-2-06403-320-000	PSP IDEA BASE	0.00	0.00	0.00	0.00	0.00	0.00
01-2-06403-580-000	PSO IDEA BASE TRAVEL	0.00	0.00	0.00	0.00	0.00	0.00
01-2-06403-610-000	SUP IDEA BASE	0.00	0.00	0.00	0.00	0.00	0.00
01-2-06406-111-000	SAL TCHR IDEA PS BASE	3,100.00	253.00	506.00	0.00	2,594.00	83.67
01-2-06406-211-000	HINS TCHR IDEA PS BASE	1,000.00	83.62	167.24	0.00	832.76	83.27
01-2-06406-221-000	FICA TCHR IDEA PS BASE	250.00	18.68	37.36	0.00	212.64	85.05
01-2-06406-231-000	RET TCHR IDEA PS BASE	300.00	24.99	49.98	0.00	250.02	83.34
01-2-06406-237-000	Increase Retire Cont.	0.00	0.00	0.00	0.00	0.00	0.00
01-2-06406-610-000	SUP IDEA PRESCH	0.00	0.00	0.00	0.00	0.00	0.00
01-2-06410-111-000	SAL TCHR IDEA ENR POV	105,500.00	6,418.00	12,836.00	0.00	92,664.00	87.83
01-2-06410-211-000	HINS TCHR IDEA ENR POV	36,000.00	3,047.00	6,094.00	0.00	29,906.00	83.07
01-2-06410-221-000	FICA TCHR IDEA ENR POV	8,100.00	467.70	935.30	0.00	7,164.70	88.45
01-2-06410-231-000	RET TCHR IDEA ENR POV	10,500.00	633.96	1,267.92	0.00	9,232.08	87.92
01-2-06410-237-000	Increase Retire Cont.	0.00	0.00	0.00	0.00	0.00	0.00
01-2-06410-340-000	PSP IDEA ENR POV	0.00	0.00	0.00	0.00	0.00	0.00
01-2-06410-529-000	PSO IDEA ENR POV OTHER	0.00	0.00	0.00	0.00	0.00	0.00
01-2-06410-610-000	SUP IDEA ENR POV	0.00	0.00	0.00	0.00	0.00	0.00
01-2-06410-730-000	CAP IDEA ENR POV EQUIP	0.00	0.00	0.00	0.00	0.00	0.00
01-2-06412-300-000	PSP IDEA NON-PUBLIC	0.00	0.00	0.00	0.00	0.00	0.00
01-2-06450-320-000	PSP MEDICAID OUTREACH	250.00	0.00	0.00	0.00	250.00	100.00
01-2-06700-610-002	SUP CARL PERKINS	0.00	0.00	0.00	0.00	0.00	0.00
01-2-06700-739-002	CAP CARL PERKINS EQUIP	1,000.00	0.00	0.00	0.00	1,000.00	100.00
01-2-06700-890-000	PSO CARL PERKINS OTHER	0.00	0.00	0.00	0.00	0.00	0.00

SELECTED Data

Monthly Expense Report

Arranged by:
Account Number

Date Range: YTD thru 10/31/2019

Account	Description	Budget	October Expenditures	YTD Expenditures	Payables & Encumbrances	Unencumbered Balance	Percent Remaining
01-2-06969-610-000	Title IV A Supplies	0.00	0.00	0.00	0.00	0.00	0.00
01	01 Current Year Account Totals:	10,518,261.00	892,687.00	1,755,018.37	0.00	8,763,242.63	83.31
	FUND Totals:	10,518,261.00	892,687.00	1,755,018.37	0.00	8,763,242.63	83.31
	Report Totals:	10,518,261.00	892,687.00	1,755,018.37	0.00	8,763,242.63	83.31

TO WHOM ISSUED

AMOUNT

TOTAL		\$0.00
Beginning Balance		\$ 2,000.00
Receipts		<u>\$ -</u>
		\$ 2,000.00
Expenditures		<u>\$ -</u>
		\$ 2,000.00
Statement Balance	\$ 2,000.00	
Outstanding Deposits	\$ -	
Total	\$ 2,000.00	
Outstanding Checks		\$ -
		<u>\$ -</u>
Balance October 31, 2019		\$ 2,000.00

ALL Data

Current Cash Balance Report

Arranged by:

Date: 10/01/2019 thru 10/31/2019

Group ID and Activity Number

Activity Number and Name	Beginning Cash	Receipts	Disbursements	Adjustments	Cash Balance
A Athletics					
1000 Activities Account	307,496.06	0.00	0.00	0.00	307,496.06
1010 Activity Tickets	192,457.51	130.00	0.00	0.00	192,587.51
1015 Gates	779,705.57	10,643.52	239.20	0.00	790,109.89
1020 Sale of Equipment	14,292.78	0.00	0.00	0.00	14,292.78
1025 Meals/Lodging	-224,434.63	0.00	728.74	0.00	-225,163.37
1030 Officials	-365,868.18	0.00	7,308.00	0.00	-373,176.18
1035 Football Equipment	-153,697.66	0.00	1,144.47	0.00	-154,842.13
1040 Basketball Equipment	-67,321.35	0.00	0.00	0.00	-67,321.35
1045 Track Equipment	-151,522.08	0.00	0.00	0.00	-151,522.08
1050 Wrestling Equipment	-52,176.56	0.00	0.00	0.00	-52,176.56
1055 Golf Equipment	-20,571.63	0.00	0.00	0.00	-20,571.63
1060 Softball Equipment	-36,988.15	0.00	860.98	0.00	-37,849.13
1065 Misc. Athletic	-69,303.44	0.00	985.02	0.00	-70,288.46
1070 Entry Fees	32,767.65	1,330.00	372.00	0.00	33,725.65
1075 Volleyball Equipment	-36,157.32	0.00	1,072.24	0.00	-37,229.56
1080 Cross Country Equip.	-22,199.71	0.00	88.50	0.00	-22,288.21
1085 Supplies/Equipment	-116,692.96	0.00	3,106.41	0.00	-119,799.37
1090 Athletic-Other	0.00	426.00	0.00	0.00	426.00
A Athletics Totals:	9,785.90	12,529.52	15,905.56	0.00	6,409.86
B Adult Ed.					
1100 Adult Ed.	1,983.38	0.00	0.00	0.00	1,983.38
B Adult Ed. Totals:	1,983.38	0.00	0.00	0.00	1,983.38
C School					
1200 Yearbook	179.41	1,730.00	0.00	0.00	1,909.41
1210 Helping Hands	5,670.94	0.00	0.00	0.00	5,670.94
1215 History Grant	1,435.07	0.00	0.00	0.00	1,435.07
1220 FCS	-246.69	0.00	141.96	0.00	-388.65
1225 Industrial Tech	14,877.38	0.00	339.68	0.00	14,537.70
1229 Life Skills	85.83	0.00	0.00	0.00	85.83
1230 Renaissance	12,210.20	0.00	919.46	0.00	11,290.74
1240 Band	11,251.29	1,134.67	288.00	0.00	12,097.96
1241 Flag Corp	695.09	0.00	300.00	0.00	395.09
1245 Vocal	13,170.49	3,257.00	20.00	0.00	16,407.49
1246 Special Music	2,723.93	0.00	0.00	0.00	2,723.93
1250 Art Club	5,368.61	0.00	0.00	0.00	5,368.61
1251 Jr. Hi. Art Club	3.71	0.00	0.00	0.00	3.71
1255 Pop/Lounge	-3,708.71	19.91	0.00	0.00	-3,688.80
1260 General	20,694.53	2,675.05	1,214.99	0.00	22,154.59
1261 Chromebook Repair	17,051.03	100.00	1,886.91	0.00	15,264.12
C School Totals:	101,462.11	8,916.63	5,111.00	0.00	105,267.74
D Candy					
1300 Candy Fund	-10,044.09	3,017.17	4,967.18	0.00	-11,994.10
D Candy Totals:	-10,044.09	3,017.17	4,967.18	0.00	-11,994.10
E Classes					
1400 Senior Class	2,792.39	0.00	0.00	0.00	2,792.39
1410 Junior Class	3,495.33	40.00	0.00	0.00	3,535.33
1415 Sophomore Class	620.00	0.00	0.00	0.00	620.00
1420 Freshmen Class	960.00	0.00	0.00	0.00	960.00
1425 8th Class	0.00	0.00	0.00	0.00	0.00
1430 7th Class	0.00	50.00	0.00	0.00	50.00
E Classes Totals:	7,867.72	90.00	0.00	0.00	7,957.72

ALL Data

Current Cash Balance Report

Arranged by:

Date: 10/01/2019 thru 10/31/2019

Group ID and Activity Number

Activity Number and Name	Beginning Cash	Receipts	Disbursements	Adjustments	Cash Balance
F Clubs					
1500 Cheerleaders	2,201.44	1,520.97	7.93	0.00	3,714.48
1505 Elem. Circle of Friends	221.23	0.00	0.00	0.00	221.23
1506 H.S. Circle of Friends	3.78	0.00	0.00	0.00	3.78
1510 Drama	0.00	0.00	0.00	0.00	0.00
1511 English Activities	-71.71	0.00	0.00	0.00	-71.71
1512 Entrepreneurship	2,300.32	0.00	0.00	0.00	2,300.32
1515 FFA	7,075.65	3,549.65	12,824.67	0.00	-2,199.37
1516 Fit Kids	125.00	0.00	0.00	0.00	125.00
1520 Sr. Hi Quiz Bowl	221.49	0.00	0.00	0.00	221.49
1521 Jr. Hi Quiz Bowl	300.85	0.00	0.00	0.00	300.85
1522 Media Production	5,397.03	0.00	0.00	0.00	5,397.03
1525 NFL	1,216.92	0.00	673.18	0.00	543.74
1530 NHS	658.60	0.00	0.00	0.00	658.60
1531 One Act	5,414.62	1,350.00	150.29	0.00	6,614.33
1535 D.I.	-219.58	0.00	0.00	0.00	-219.58
1540 SPB	2,063.38	0.00	0.00	0.00	2,063.38
1545 SADD	1,155.33	0.00	0.00	0.00	1,155.33
1550 Student Council	3,626.80	2,065.38	766.87	0.00	4,925.31
1555 Donations to School	0.00	0.00	0.00	0.00	0.00
1560 Driver's Ed.	4,290.00	0.00	0.00	0.00	4,290.00
1565 School Gala	-989.33	0.00	0.00	0.00	-989.33
1570 Improv	757.07	0.00	0.00	0.00	757.07
1575 Math A.P.	-4,369.54	0.00	0.00	0.00	-4,369.54
1580 Media	4,228.19	0.00	0.00	0.00	4,228.19
1585 Post Prom	200.00	0.00	0.00	0.00	200.00
1590 Science Club	1,148.97	0.00	0.00	0.00	1,148.97
1595 Walk Fit	105.00	0.00	0.00	0.00	105.00
1647 C.Country Club	1,416.00	186.00	84.36	0.00	1,517.64
1652 Legends Scholarship	5,000.00	0.00	0.00	0.00	5,000.00
1718 6th Grade	1,091.45	713.15	0.00	0.00	1,804.60
F Clubs Totals:	44,568.96	9,385.15	14,507.30	0.00	39,446.81
G Sports					
1600 Boys Future B.Ball	2,883.32	0.00	767.50	0.00	2,115.82
1610 Football Club	4,758.12	0.00	733.80	0.00	4,024.32
1620 Girls Future B.Ball	6,389.22	1,027.73	252.50	0.00	7,164.45
1625 Boys Golf	792.35	0.00	0.00	0.00	792.35
1626 Girls Golf	3,092.21	38.00	0.00	0.00	3,130.21
1627 Gothenburg B.Ball Club	-905.99	0.00	0.00	0.00	-905.99
1628 Jr. Hi Football Club	644.11	0.00	0.00	0.00	644.11
1629 Jr. Power Wt. Lifting	-668.74	0.00	0.00	0.00	-668.74
1630 Softball	3,267.34	0.00	0.00	0.00	3,267.34
1635 Mat Maids	219.56	0.00	0.00	0.00	219.56
1640 VolleyBall	-1,040.71	45.00	2,433.36	0.00	-3,429.07
1643 7-8th Volleyball	744.07	0.00	0.00	0.00	744.07
1645 Youth Volleyball	1,680.96	0.00	0.00	0.00	1,680.96
1650 Wrestling Boosters	166.71	0.00	0.00	0.00	166.71
1651 Summer Wrestling	20,370.92	0.00	4,284.99	0.00	16,085.93
G Sports Totals:	42,393.45	1,110.73	8,472.15	0.00	35,032.03

Current Cash Balance Report

ALL Data

Date: 10/01/2019 thru 10/31/2019

Arranged by:
Group ID and Activity Number

Activity Number and Name	Beginning Cash	Receipts	Disbursements	Adjustments	Cash Balance
H Elementary					
1700 Elem. Book Fair	3,756.31	13.00	0.00	0.00	3,769.31
1701 Elem. Art Program	791.84	0.00	0.00	0.00	791.84
1710 Elem. Fund Raising	22,105.64	1,463.75	3,238.29	0.00	20,331.10
1711 1st Grade	4,359.57	0.00	90.00	0.00	4,269.57
1712 2nd Grade	3,040.36	0.00	0.00	0.00	3,040.36
1713 4th Grade	238.64	0.00	0.00	0.00	238.64
1714 5th Grade	6,822.51	0.00	0.00	0.00	6,822.51
1715 Elem. Lounge	2,332.04	0.00	17.70	0.00	2,314.34
1716 3rd Grade	1,036.85	0.00	0.00	0.00	1,036.85
1717 Kindergarten	887.25	688.10	0.00	0.00	1,575.35
1720 Elem. Stu. Co.	234.43	0.00	0.00	0.00	234.43
1725 Elem. O.D. Ed.	-4,560.50	0.00	0.00	0.00	-4,560.50
H Elementary Totals:	41,044.94	2,164.85	3,345.99	0.00	39,863.80
I Interest					
1800 DDA Interest	3,949.94	10.10	0.00	0.00	3,960.04
1810 CD Interest	9,188.13	0.00	0.00	0.00	9,188.13
I Interest Totals:	13,138.07	10.10	0.00	0.00	13,148.17
J Scholarships					
1900 Athletics Count	210.75	0.00	0.00	0.00	210.75
1910 Alberts Memorial	211.63	0.00	0.00	0.00	211.63
1915 Alumni	0.00	0.00	0.00	0.00	0.00
1920 Greene Memorial	22,526.10	0.00	0.00	0.00	22,526.10
1925 Uehling Scholarship	-1,718.70	34.25	0.00	0.00	-1,684.45
1930 J.L. Brock Scholarship	105.00	0.00	0.00	0.00	105.00
1935 Pioneer Seed Scholarship	0.00	0.00	0.00	0.00	0.00
J Scholarships Totals:	21,334.78	34.25	0.00	0.00	21,369.03
Report Totals:	273,535.22	37,258.40	52,309.18	0.00	258,484.44

Check Summary Report

Date: 10/01/2019 thru 10/31/2019

Check Number	Status	Check / Void Date	Vendor Name	PO Number	Description	Amount
021938	V	10/01/2019	Becky Costello		Athletic-V.Ball	-15.00
021983	V	10/01/2019	Ginny Peterson		Cheerleaders	-574.58
021995	C	10/01/2019	George Cornwell		Athletic-V.Ball	240.00
021996	C	10/01/2019	Hicken Lumber		Ind. Tech/One Act	461.07
021997	C	10/01/2019	Lou's Sporting Goods		Athletic-	316.00
021998	C	10/01/2019	Lynn Gillespie		Athletic-V.Ball	300.00
021999	C	10/01/2019	UNK Athletics		Athletic-C,Country	200.00
022000	O	10/01/2019	Varsity Spirit Fashions		Cheerleaders	152.40
022001	C	10/01/2019	Daylight Donut		Athletic-Golf	34.10
022002	C	10/01/2019	Hot Lunch		FFA	237.12
022003	C	10/01/2019	Maggie Aden		FFA	73.73
022004	C	10/01/2019	SteakMaster, Inc.		FFA	319.18
022005	C	10/01/2019	Tim Negley		FFA	74.75
022006	C	10/03/2019	Flatwater Bank		Stu. Co-Float decorations	300.00
022007	C	10/03/2019	Greg Tetley		Athletic-F.Ball	280.00
022008	C	10/07/2019	Art Canas		Athletic-S.Ball	121.00
022009	C	10/07/2019	Melanie Nutt		Athletic-S.Ball	121.00
022010	C	10/08/2019	Jane Kirby		Athletic-S.Ball	290.00
022011	C	10/08/2019	Richard Loos		Athletic-S.Ball	378.00
022012	C	10/08/2019	Tim Peterson		Athletic-F.Ball	290.00
022013	C	10/10/2019	Allison Jonas		Athletic-V.Ball	60.00
022014	C	10/10/2019	Michelle Stienike		Athletic-V.Ball	60.00
022015	O	10/11/2019	Chad Gillespie		Athletic-F.Ball	100.00
022016	C	10/11/2019	Cody Gillespie		Athletic-F.Ball	100.00
022017	C	10/11/2019	Kent Washington		Athletic-F.Ball	100.00
022018	O	10/11/2019	Matt Barth		Athletic-F.Ball	100.00
022019	C	10/11/2019	Mitch Ivey		Athletic-F.Ball	100.00
022020	C	10/14/2019	George Cornwell		Athletic-V.Ball	180.00
022021	C	10/14/2019	Lynn Gillespie		Athletic-V.Ball	210.00
022022	C	10/15/2019	George Cornwell		Athletic-V.Ball	180.00
022023	C	10/15/2019	Robin Stevens		Athletic-F.Ball	290.00
022024	V	10/09/2019	Angie Mannel		1st Grade	0.00
022025	C	10/10/2019	Papillion LaVista South		Athletic-C.Country	72.00
022026	C	10/11/2019	3oh8 Entertainment		Stu. Co.	300.00
022027	C	10/11/2019	All for Kidz, Inc.		Elem. F.R.	3,101.00
022028	C	10/11/2019	Anderson's		Stu. Co.	121.98
022029	C	10/11/2019	Awards Unlimited, Inc.		NFL	673.18
022030	C	10/11/2019	Chesterman Company		Candy	2,976.06
022031	C	10/11/2019	Dee's Floral & Gifts		Athletic-Cheer	81.50
022032	C	10/11/2019	Hot Lunch		Athletic	346.34
022033	C	10/11/2019	Johnny on the Spot		Elem. F.R.	60.00
022034	C	10/11/2019	Michelle Stienike		1st Grade	90.00

Check Summary Report

Date: 10/01/2019 thru 10/31/2019

Check Number	Status	Check / Void Date	Vendor Name	PO Number	Description	Amount
022035	C	10/11/2019	Middle Republican Natural		FFA	24.00
022036	C	10/11/2019	NE FFA Association		FFA	35.00
022037	C	10/11/2019	Nebraska School Activities		Athletic-S.Ball B-9	239.20
022038	C	10/11/2019	Peterson's Supermarket		FCS/F.Ball/FFA/OneAct/Ren/C	406.32
022039	C	10/11/2019	Recognition Unlimited		Athletic-Haake Award	78.90
022040	C	10/11/2019	Ribbons & Roses		Athletic	88.50
022041	C	10/11/2019	The Sport Shoppe		F.Ball Club	224.00
022042	C	10/11/2019	Stumps		Stu. Co.	44.89
022043	C	10/11/2019	US Bank		Ath/FFA/G-B.	7,307.90
022045	C	10/11/2019	US Foods		Candy	1,385.79
022046	O	10/14/2019	Adams Central FFA		FFA	725.00
022047	C	10/14/2019	Amplified IT LLC		Chromebook Repair	75.00
022048	C	10/14/2019	Tim Negley		FFA	1,000.00
022049	C	10/14/2019	Tino Martinez		Athletic-Misc	140.00
022050	C	10/16/2019	AssetGenie, Inc.		Chromebook Repair	28.30
022051	C	10/16/2019	Daylight Donut		Renaissance	22.20
022052	C	10/16/2019	J.J. Smith		Football Club	74.85
022053	C	10/16/2019	Lexington High School		Athletic-Entry Fee Return	100.00
022054	C	10/16/2019	Misko Sports		Athletic-S.Ball	299.99
022055	C	10/16/2019	Nean's Creations		Flag Corp	300.00
022056	C	10/21/2019	Daylight Donut		Renaissance	48.60
022057	C	10/21/2019	George Cornwell		Athletic-V.Ball	240.00
022058	C	10/21/2019	GovConnection, Inc.		Chromebook Repair	1,687.09
022059	C	10/21/2019	Misko Sports		Athletic-Summer Wrest.	6,914.98
022060	C	10/21/2019	NE FFA Association		FFA	5,590.00
022061	C	10/21/2019	T Walker's		Renaissance	100.00
022062	O	10/21/2019	Valentine Community Schools		FFA	145.00
022063	O	10/22/2019	Amber Berliner		Athletic-V.Ball	100.00
022064	C	10/22/2019	Sarah Wilke		Athletic-V.Ball	100.00
022065	C	10/24/2019	Brent Samuelson		Athletic-F.Ball	500.00
022066	O	10/25/2019	Angie Dickey		Athletic-V.Ball	396.50
022067	O	10/25/2019	Cari Brownawell		Athletic-V.Ball	355.00
022068	C	10/25/2019	Maddy Krebs		Athletic-V.Ball	355.00
022069	C	10/25/2019	Robert Gaulke		Athletic-V.Ball	396.50
022072	C	10/21/2019	Fellowship of Christian Athletes		Concessions-FCA	211.57
022073	C	10/21/2019	GEA		Concessions-GEA	852.42
022074	O	10/21/2019	Michelle Stienike		General	50.00
022075	C	10/21/2019	J's Pumpkin Patch		Elem. F.R.	70.00
022076	C	10/23/2019	Nebraska Wrestling Camps, Inc.		Athletic-Registration	100.00
022077	O	10/24/2019	Anthony Castillo		Athletic-S.Ball	60.00
022078	C	10/24/2019	Charity Wyatt		Athletic-V.Ball	65.00
022079	O	10/24/2019	Chris Haynes		Athletic-V.Ball	45.00
022080	C	10/24/2019	Cindy Moore		Athletic-V.Ball	80.00

Check Summary Report

Date: 10/01/2019 thru 10/31/2019

Check Number	Status	Check / Void Date	Vendor Name	PO Number	Description	Amount
022081	O	10/24/2019	Crystal Ryker		Athletic-V.Ball	75.00
022082	C	10/24/2019	Deanna Finke		Athletic-V.Ball	30.00
022083	C	10/24/2019	GovConnection, Inc.		Chromebook Repair	96.52
022084	C	10/24/2019	Jillian Dowdy		Athletic-V.Ball	15.00
022085	C	10/24/2019	Jim Clark		Athletic-V.Ball	45.00
022086	C	10/24/2019	Misko Sports		Summer V.Ball	2,232.74
022087	C	10/24/2019	Ribbons & Roses		Athletic-V.Ball	42.50
022088	C	10/24/2019	Shane Butterfield		Athletic-V.Ball	15.00
022089	O	10/24/2019	Tawnya Strauser		Athletic-V.Ball	35.00
022090	O	10/24/2019	Varsity Spirit Fashions		Cheerleaders	49.95
022091	C	10/24/2019	Becky Costello		Summer V.Ball	23.36
022092	C	10/24/2019	Corbyn Sattler		Summer Wrestling	40.00
022093	C	10/24/2019	John Stanley		Summer Wrestling	40.00
022094	C	10/24/2019	Trent Peterson		Summer Wrestling	40.00
022095	C	10/24/2019	Fundraising University		Band	288.00
022096	O	10/28/2019	North Platte High School		Athletic-Sub Dis. V.Ball	58.00
022097	O	10/29/2019	Angela Piper		Athletic-SWC V.Ball	30.00
022098	O	10/29/2019	Annie Cornwell		Athletic-SWC V.Ball	90.00
022099	V	10/29/2019	Ashleigh Brown		Athletic-SWC V.Ball	0.00
022100	O	10/29/2019	Ashlyn Richeson		Athletic-SWC V.Ball	15.00
022101	O	10/29/2019	Bryson Mahlgerg		Athletic-V.Ball	4.00
022102	O	10/29/2019	Caroline Scott		Athletic-SWC V.Ball	90.00
022103	O	10/29/2019	Charles Petska		Athletic-SWC V.Ball	60.00
022104	O	10/29/2019	Charity Wyatt		Athletic-SWC V.Ball	15.00
022105	O	10/29/2019	Cindy Moore		Athletic-SWC V.Ball	90.00
022106	O	10/29/2019	Daylight Donut		Renaissance	22.20
022107	O	10/29/2019	Deanna Finke		Athletic-SWC V.Ball	90.00
022108	O	10/29/2019	Jim Clark		Athletic-SWC V.Ball	60.00
022109	C	10/29/2019	Lisa Petska		Athletic-SWC V.Ball	75.00
022110	O	10/29/2019	Maggie Tiller		Athletic-SWC V.Ball	45.00
022111	O	10/29/2019	Nicole Rubenthaler		Athletic-SWC V.Ball	45.00
022112	O	10/29/2019	North Platte High School		Athletic-V.Ball	29.00
022113	O	10/29/2019	T.J. Brown		Athletic-SWC V.Ball	60.00
022114	O	10/29/2019	Tawnya Strauser		Athletic-SWC V.Ball	60.00
022115	O	10/29/2019	Tim Negley		Athletic-SWC V.Ball	30.00
022118	O	10/29/2019	Ashleigh Brown		Athletic-SWC V.Ball	45.00
022119	O	10/30/2019	Jon Phillips		Athletic-SWC V.Ball	15.00
022120	O	10/31/2019	Misko Sports		Summer V.Ball	1,510.00
022121	O	10/31/2019	National FFA Organization		Natl. Reg.	2,012.00
022122	O	10/31/2019	Sharise Scherer		Renaissance	21.25
022123	O	10/31/2019	US Foods		Candy	605.33
102219	C	10/30/2019	Deluxe Checks		Deposit Re-Order	101.00

ALL Data

Check Summary Report

Arranged by:
Check Number

Date: 10/01/2019 thru 10/31/2019

Check

<u>Number</u>	<u>Status</u>	<u>PO Number</u>	<u>Description</u>	<u>Amount</u>
---------------	---------------	------------------	--------------------	---------------

Report Total:	52,309.18
----------------------	------------------

SELECTED Data
 Date Range: YTD thru 10/31/2019

Monthly Revenue Report

Arranged by:
 Account Number

Account	Description	Budget	October Receipts	YTD Receipts	Revenue Balance	Percent Remaining
06	LUNCH FUND					
06-1-01510-000-000	Interest for Lunch Fund	500.00	2.69	4.20	495.80	99.16
06-1-01611-000-000	Daily Sales for Reimbursable Meals	380,000.00	33,520.88	57,845.63	322,154.37	84.77
06-1-01630-000-000	Special Functions Food Sales	5,000.00	284.32	613.46	4,386.54	87.73
06-1-01990-000-000	Miscellaneous for Lunch Fund	1,000.00	0.00	0.00	1,000.00	100.00
06-1-03150-000-000	State Reimbursement	10,000.00	0.00	0.00	10,000.00	100.00
06-1-04210-000-000	Federal Nutrition Programs	200,000.00	38,783.43	57,847.58	142,152.42	71.07
06-1-05200-000-000	Fund Transfers to School Nutrition	50,000.00	0.00	0.00	50,000.00	100.00
06	FUND Totals:	646,500.00	72,591.32	116,310.87	530,189.13	82.00
	Report Totals:	646,500.00	72,591.32	116,310.87	530,189.13	82.00

SELECTED Data

Monthly Expense Report

Arranged by:
Account Number

Date Range: YTD thru 10/31/2019

Account	Description	Budget	October Expenditures	YTD Expenditures	Payables & Encumbrances	Unencumbered Balance	Percent Remaining
06	LUNCH FUND						
06-2-03100-110-000	SAL HOT LUNCH	165,000.00	16,137.85	27,741.51	0.00	137,258.49	83.18
06-2-03100-130-000	OTSAL	0.00	0.00	0.00	0.00	0.00	0.00
06-2-03100-210-000	HINS FOOD SERVICES	65,000.00	4,455.64	8,911.28	0.00	56,088.72	86.29
06-2-03100-220-000	FICA NON-CERT FOOD SERV	15,000.00	1,219.09	2,091.31	0.00	12,908.69	86.05
06-2-03100-230-000	RET FOOD SERVICES	17,000.00	1,524.40	2,529.53	0.00	14,470.47	85.12
06-2-03100-237-000	Increase Retire Cont.	0.00	0.00	0.00	0.00	0.00	0.00
06-2-03100-430-000	REPAIR OF EQUIPMENT	0.00	0.00	0.00	0.00	0.00	0.00
06-2-03100-610-000	SUP SUPPLIES	0.00	1,666.82	3,196.03	0.00	-3,196.03	0.00
06-2-03100-630-000	SUP FOOD	35,000.00	25,925.86	47,411.23	0.00	-12,411.23	-35.46
06-2-03100-739-000	CAP EQUIPMENT	0.00	0.00	0.00	0.00	0.00	0.00
06-2-03100-890-000	MISCELLANEOUS	0.00	89.82	227.14	0.00	-227.14	0.00
06 Current Year Account Totals:		297,000.00	51,019.48	92,108.03	0.00	204,891.97	68.98
06	FUND Totals:	297,000.00	51,019.48	92,108.03	0.00	204,891.97	68.98
	Report Totals:	297,000.00	51,019.48	92,108.03	0.00	204,891.97	68.98

Check Journal (Reprint)

Fiscal Year: 2020

Check Number	Date	Vendor ID	Vendor Name	Direct Deposit
Invoice	Invoice Date	PO Number	Ereq Num	Accrued
Account Number	Account Description	PO Date	Description	Payment
				Payable
Journal Number: 100		Check Journal		Posted: 11/08/2019
Manual Checks				
06 - LUNCH FUND				
Bank Account ;B - GSB-Hot Lunch				
00000001	10/10/2019	MAGIWRI	Magic-Wrighter Inc.	
Oct.	10/31/2019			
06-2-03100-890-000			MISCELLANEOUS	
				11/08/2019 E-Funds Return
				-20.00 20.00
				Invoice Total: -20.00 20.00
				Check Total: -20.00 20.00
00000002	10/23/2019	DELUBUSI	Deluxe for Business	
Dep. Slips	10/23/2019			
06-2-03100-610-000			SUP SUPPLIES	
				11/08/2019 Deposit Books
				-101.00 101.00
				Invoice Total: -101.00 101.00
				Check Total: -101.00 101.00
			06 - LUNCH FUND	-121.00 121.00
			Total of Manual Checks	-121.00 121.00
Fund Summary				
06 - LUNCH FUND				
				-121.00 121.00
Payroll Summary				
			Report Total:	-121.00 121.00

Check Journal (Reprint)

Fiscal Year: 2020

Check Number Invoice Account Number	Date Invoice Date	Vendor ID PO Number	Vendor Name Ereq Num Account Description	PO Date	Description	Payable	Direct Deposit Accrued Payment
Journal Number: 95		Check Journal		Posted: 11/08/2019			
Computer Checks							
06 - LUNCH FUND							
Bank Account :B - GSB-Hot Lunch							
00004214	10/31/2019	CASHWA	Cash-Wa Distributing				
122080	10/31/2019			11/08/2019	FoodSupplies		
06-2-03100-610-000			SUP SUPPLIES			-733.10	733.10
06-2-03100-630-000			SUP FOOD			-12,203.19	12,203.19
					Invoice Total:	-12,936.29	12,936.29
					Check Total:	-12,936.29	12,936.29
00004215	10/31/2019	CHESTCO	Chesterman Co.				
95014295	10/31/2019			11/08/2019	Food		
06-2-03100-630-000			SUP FOOD			-653.52	653.52
					Invoice Total:	-653.52	653.52
					Check Total:	-653.52	653.52
00004216	10/31/2019	ECOLABPEST	Ecolab Pest Elimination				
7874541	10/31/2019			11/08/2019	Misc.		
06-2-03100-890-000			MISCELLANEOUS			-69.82	69.82
					Invoice Total:	-69.82	69.82
					Check Total:	-69.82	69.82
00004217	10/31/2019	HICKLUMB	Hicken Lumber Center				
319322	10/31/2019			11/08/2019	Supplies		
06-2-03100-610-000			SUP SUPPLIES			-6.29	6.29
					Invoice Total:	-6.29	6.29
					Check Total:	-6.29	6.29
00004218	10/31/2019	HILADAIRY	Hiland Dairy				
14345	10/31/2019			11/08/2019	Milk		
06-2-03100-630-000			SUP FOOD			-4,651.34	4,651.34
					Invoice Total:	-4,651.34	4,651.34
					Check Total:	-4,651.34	4,651.34
00004219	10/31/2019	PETESUPE	Peterson's Supermarket				
October	10/31/2019			11/08/2019	Food		
06-2-03100-630-000			SUP FOOD			-189.96	189.96
					Invoice Total:	-189.96	189.96
					Check Total:	-189.96	189.96
00004220	10/31/2019	USFOODS	U S Foods, Inc.				
44120491	10/31/2019			11/08/2019	Food/Supplies		
06-2-03100-610-000			SUP SUPPLIES			-826.43	826.43
06-2-03100-630-000			SUP FOOD			-8,227.85	8,227.85
					Invoice Total:	-9,054.28	9,054.28
					Check Total:	-9,054.28	9,054.28
					06 - LUNCH FUND	-27,561.50	27,561.50
			Total of Computer Checks			-27,561.50	27,561.50

Check Journal (Reprint)

Fiscal Year: 2020


Check Number Invoice Account Number	Date	Vendor ID Invoice Date	Vendor Name PO Number	Ereq Num Account Description	PO Date	Description	Payable	Direct Deposit Accrued Payment
Fund Summary								
06 - LUNCH FUND							-27,561.50	27,561.50
Payroll Summary								
Report Total:							-27,561.50	27,561.50

Board of Education Report
November Board Meeting 11/11/19
Jay Holmes, Maintenance Supervisor

Elementary Rooftop HVAC - We will do as many as time allows over Thanksgiving break. If not completed, as time allows us asap.

Elementary Marquee - 2 quotes were received, one from Condon's and one from Tri City Signs. They were as follows:

Condon's Sign's, North Platte - 1 - 7'3" x 3'5", 8 mm LED message center with pixel matrix of 90 x 210, 4G wireless, 5 year parts, materials and labor. \$28,386.50

Client:	Quality Elementary
Project Name:	
Product No.:	312
Product Logo:	
Address:	321 West 9th Street North Platte, NE 68901 (402) 332-8374 condonsigns.com
Installer:	John Condon Owner Location: North Platte, NE Direct:
Product:	Pixel LED Message Center 4G wireless, 5 year parts & labor
Notes:	Approved: <input type="checkbox"/> Not Approved: <input type="checkbox"/>
Approved By:	
Approved Date:	
Product:	3M CONCRETE SYSTEMS
Product:	BYVULINER
Product:	CONCRETE
Product:	CONCRETE



Tri City Sign, Grand Island - 1 - 7' 10 1/2" x 2' 3 3/8", 16 mm LED message center with a pixel matrix of 45 x 150
 Warranty, Parts and Labor were not mentioned in document.
 \$22,500.00

		<table border="1"> <tr> <td colspan="2">DESIGN TYPE</td> </tr> <tr> <td><input type="checkbox"/> SIGNAGE</td> <td><input type="checkbox"/> LIGHTING</td> </tr> <tr> <td><input type="checkbox"/> SIGN MOUNTING</td> <td><input type="checkbox"/> SIGNAGE LETTERS</td> </tr> <tr> <td><input type="checkbox"/> SIGNAGE BOARD</td> <td><input type="checkbox"/> SIGNAGE PANELS</td> </tr> <tr> <td><input type="checkbox"/> SIGNAGE MOUNTING</td> <td><input type="checkbox"/> SIGNAGE LETTERS</td> </tr> <tr> <td><input type="checkbox"/> SIGNAGE BOARD</td> <td><input type="checkbox"/> SIGNAGE PANELS</td> </tr> <tr> <td colspan="2">PROJECT TYPE</td> </tr> <tr> <td><input type="checkbox"/> NEW CONSTRUCTION</td> <td></td> </tr> <tr> <td><input type="checkbox"/> REMODELING</td> <td></td> </tr> <tr> <td><input type="checkbox"/> TYPICAL CHANGES</td> <td></td> </tr> <tr> <td><input type="checkbox"/> UNUSUAL REQUIREMENTS</td> <td></td> </tr> <tr> <td><input type="checkbox"/> CORRECTIVE CHANGES</td> <td></td> </tr> <tr> <td><input type="checkbox"/> AMENDMENTS TO EXISTING SIGNAGE</td> <td></td> </tr> </table> <p>This sign is intended to be installed in accordance with the requirements of Article 600 of the National Electric Code and/or other applicable local codes. This includes proper grounding and bonding of the sign.</p> <p>NOTICE: ALL WORK INSTRUCTIONS ARE SUBJECT TO APPROVAL BY THE MANUFACTURER. ALL WORK SHALL BE DONE IN ACCORDANCE WITH THE NATIONAL ELECTRIC CODE AND/OR OTHER APPLICABLE LOCAL CODES. THIS INCLUDES PROPER GROUNDING AND BONDING OF THE SIGN.</p> <p>Date: _____ Drawn By: _____</p> <p>ORDER NO. 8734 SALES PERSON: Tim Meehan DRAWN BY: [Signature] DATE: 10/25/18</p>	DESIGN TYPE		<input type="checkbox"/> SIGNAGE	<input type="checkbox"/> LIGHTING	<input type="checkbox"/> SIGN MOUNTING	<input type="checkbox"/> SIGNAGE LETTERS	<input type="checkbox"/> SIGNAGE BOARD	<input type="checkbox"/> SIGNAGE PANELS	<input type="checkbox"/> SIGNAGE MOUNTING	<input type="checkbox"/> SIGNAGE LETTERS	<input type="checkbox"/> SIGNAGE BOARD	<input type="checkbox"/> SIGNAGE PANELS	PROJECT TYPE		<input type="checkbox"/> NEW CONSTRUCTION		<input type="checkbox"/> REMODELING		<input type="checkbox"/> TYPICAL CHANGES		<input type="checkbox"/> UNUSUAL REQUIREMENTS		<input type="checkbox"/> CORRECTIVE CHANGES		<input type="checkbox"/> AMENDMENTS TO EXISTING SIGNAGE	
DESIGN TYPE																												
<input type="checkbox"/> SIGNAGE	<input type="checkbox"/> LIGHTING																											
<input type="checkbox"/> SIGN MOUNTING	<input type="checkbox"/> SIGNAGE LETTERS																											
<input type="checkbox"/> SIGNAGE BOARD	<input type="checkbox"/> SIGNAGE PANELS																											
<input type="checkbox"/> SIGNAGE MOUNTING	<input type="checkbox"/> SIGNAGE LETTERS																											
<input type="checkbox"/> SIGNAGE BOARD	<input type="checkbox"/> SIGNAGE PANELS																											
PROJECT TYPE																												
<input type="checkbox"/> NEW CONSTRUCTION																												
<input type="checkbox"/> REMODELING																												
<input type="checkbox"/> TYPICAL CHANGES																												
<input type="checkbox"/> UNUSUAL REQUIREMENTS																												
<input type="checkbox"/> CORRECTIVE CHANGES																												
<input type="checkbox"/> AMENDMENTS TO EXISTING SIGNAGE																												

SCALE - 3/4" = 1'-0"

INTERNALLY ILLUMINATED CABINET SIGN & EMO.

CABINET SIGN HAS BLACK RETURNS, 1" BLACK RETAINERS, 3/16" WHITE ACRYLIC WITH TRANSLUCENT BURGUNDY VINYL GRAPHICS APPLIED TO THE FIRST SURFACE. THE SIGN WILL BE ILLUMINATED BY WHITE LEDS.

ELECTRONIC MESSAGE DISPLAY SPECS:

Optec Model:
INF-MOD-20-RGB-Z-P-S-QR

Display Specifications
 Product Line:
 LED Panel Matrix: 20 Series
 Matrix Size: 48 x 150
 Viewing Area: 7' 10 1/2" x 2' 3 3/8"
 Cabinet Size: 7' 10 1/2" x 2' 3 3/8" x 6 1/2"
 Color RGB
 Color Processing: RGB 24 Bit True Color
 LED's per panel: Red: 1 Green: 1 Blue: 1
 Total # of LED's: 13500
 Character Size: 3.6 inches
 # of Lines/Char: Lower 8 lines, 20 characters

Administrator Report

Meeting: November Board Meeting

Date: 11/12/19

Mrs. Angie Richeson

Elementary Book Fair: We just finished up another incredible Elementary Book Fair. Mrs. Harrison does an outstanding job of engaging the community all week long by having Muffins with Moms, Donuts with Dad, and an extra special day for Grandparents. The Book Fair is an awesome opportunity to get our community stakeholders into the building and to help promote the love of reading. We also raised a lot of "change" during the Coin Drive. The money is used to buy books for classroom teachers and for every dollar we raise, Scholastic donates a book to kids in need. As the former school librarian who ran the Book Fair for 4 years, I cannot thank Mrs. Harrison enough for all the time and effort she puts into it... and for also seeking out incredible volunteers to help her run a full-fledged bookstore for a week... right in her own library. Thank you, also, to the School Board Members who came in each morning to greet families.

Life-Long Learning: It has been a busy October with the opportunity to attend three different conferences focusing on important District-wide priorities. These conferences included a Crisis Team Training, a two day Safety and Security Summit, as well as a two day Instructional Materials Innovation Network Fellowship. I thoroughly enjoy having the opportunity to build my own knowledge-base, as well as bring back important information to the district. More than anything, I am always so thankful for the members of the extended leadership team who keep things running "business as usual" while I am out of the building for the day (or for 5 days). I say it frequently but it truly takes a village... and we have a pretty incredible one at GPS!

Administrator Report

Meeting: September Board Meeting

Date: 11/12/19

Mr. Seth Ryker, Jr/Sr. High Principal

=====

Topics:

Professional Development

Staff Evaluations

Swede Foundations - goals/celebrations

I. NCSA Principals conference

- a. I will be attending in December
- b. School law updates

II. Staff Evaluations

- a. Evaluations for the JH/HS are underway
- b. Evidence of effective practice
 - New teacher mentoring program
 - PLC Institute

III. Swede Foundations - Renaissance Program

- The conclusion of the first quarter has brought academic celebrations
- Goals (academic, behavioral)

Administrator Report

Meeting: November Board Meeting

Date: 11/12/19

Mr. Marc Mroczek, Activities Director

=====

Topics:

Fall Activities

Winter Activities

NSAA District IV Meeting

Nebraska Coaches Association Sportsmanship & Leadership Summit

I. Fall Activities

- Annica Harm finished in 21st place at the Class B State Girls Golf Championships on October 14-15, 2019, at Elks Country Club in Columbus.
- Cross Country Districts were held Thursday, October 17th, at Crandell Creek Golf Course in Ogallala. Will Anderson was the District Champion for the boys race. Arissa Ackerman finished in 11th place. Both of them qualified for the Class C State Cross Country Championships in Kearney on October 25th. Will finished in 3rd place at state and Arissa finished in 69th place.
- Will Anderson was also named to the Nebraska Coaches Association Class C All-State Cross Country team.
- Volleyball finished their season 16-18. They lost to Chase County in the sub-district finals.
- Football finished their season 8-2. We lost to Ord in the 1st round of the State Football Playoffs.

II. Winter Activities

- Play Production began their season this past Friday as they traveled to Loup City for their first competition. They have 70 students participating.
- Middle School Girls Basketball and Wrestling have started practices.
 - 7th Girls: 13
 - 8th Girls: 16
 - 7th Wrestling: 13
 - 8th Wrestling: 12
- Girls Basketball's first contests were this past Saturday. We hosted an 8th grade Jamboree and our 7th grade went to North Platte for their Jamboree.
- Middle School wrestling will start their season on November 19th as we host a tournament starting at 4:30 P.M.
- High School Girls & Boys Basketball and Wrestling will officially start practices on November 18th.

III. NSAA District IV Meeting

- The NSAA District IV Meeting was held in Kearney at the ESU 10 on November 4, 2019. One of the proposals that could impact our school is sanctioning Girls Wrestling as a sport. This proposal was passed in our district and will move on to our January meeting to be voted on again by all the districts in Nebraska. It must pass in 3 of the 6 districts in order to be advanced to the NSAA Representative Assembly in April.

IV. Nebraska Coaches Association Sportsmanship & Leadership Summit

- Three other head coaches and myself will be taking around 30 students to the Nebraska Coaches Association Sportsmanship & Leadership Summit on November 20th at Kearney High School. The students that we will be taking (grades 9-11) are nominated by their coaches and sponsors in each of their sports/activities. The day will feature the Proactive Coaching team of Rob Miller and Lori Thomas, Taylor Siebert, Striv, along with the NSAA Student Advisory Committee members to challenge students teams.

Administrator Report

Meeting: November Board Meeting

Date: 11/12/19

Teresa Schneider, Special Education Director/ Assistant Elem. Principal

=====

- The elementary appreciates the support of the community:
 - Flatwater bank-4th-6th grade
 - Mr. Jeff Cottingham-Kindergarten (transportation)
 - Fire Station-Preschool
- Book fair
 - It has been great to have so many families in the building and the excitement children are showing for reading.
- Improved Learning for Children with Disabilities (ILCD)
 - Target Improvement Plan
 - Embedded in our School Improvement
 - Looks at sped growth over a 5 year period
 - Updated annually
- Special education #'s growing
 - Referrals for Part C Birth-3
 - Move in's

Administrator Report

Meeting: November Board Meeting

Date: 11/12/19

Mrs. Allison Jonas, Director of Teaching & Learning

Early Childhood: Our GECLC team continues to work hard to meet the needs of kids in our community birth to age 5. We recently added Mrs. Antonia Mendez to our board of directors and are excited about the partnership and collaboration opportunities this provides.

Curriculum:

- **Language Arts** - The fellowship opportunity we were able to take part in was outstanding. We were able to take a team (Mrs. Richeson, Mrs. Mroczek, and Mr. Dowdy) to explore how to select the right high quality materials for Gothenburg Public Schools. We were energized by the number of high quality materials available as well as the emphasis on finding the right "fit" for our staff. We're meeting this Thursday and again in December for two days to select the program.
- **Math** - For the first time,
- **Science** - Recently watched the "egg drop" in the Junior High. Students were challenged to develop a contraption that protected an egg from the second floor balcony. (Force and Motion)
- **Social Studies** - Working hard to align with current legislation.

Assessment:

- **NSCAS** - Student data was sent home with report cards. For the first time in the past seven years, "number sense" was not lagging behind. We were intentional about selecting Eureka Math for this reason and are excited about this growth.
 - [NSCAS Report 2018-2019](#)
- **MAP** - Next MAP Growth Assessment will be in January. This will be changing based on NDE updates and changes.
- **ACT** - Preparation for the junior ACT are underway. This assessment will be given on April 7th.

Instruction / Professional Development:

- **Mentor Program** - Several staff members reached out to say thank you for providing this opportunity. They were excited to see how embedded the process is for us compared to other districts and were excited about the timing and opportunity to be implementing some changes to current practices.
- **Staff Evaluations**
 - Formals: 1 (begin this week)
 - Walkthroughs: 63
 - Reflection Sessions: 29
- **PLC Agendas** - For an updated view on what we're working on in PLCs each week, please feel free to visit our Learning Team Agendas page! <http://bit.ly/LearningTeamAgendas>
 - Currently focusing on releasing responsibility for planning and data discussion.

Administrator Report

Meeting: November Board Meeting

Date: 11/12/19

Dr. Todd Rhodes, Superintendent

=====

Commendations: To all our students and sponsors involved in Fall activities and organizations. It has been an amazing fall for Gothenburg Public Schools.

Dawson Area Development: I attended a DAD meeting on October 17th. The group is exploring career experiences and opportunities on a regional level.

Stakeholders: The first Stakeholder meeting took place on Wednesday, November 6th. We had 11 stakeholders in attendance. The discussion and conversation was excellent.

Veterans Day program: The Gothenburg Public Schools Veterans Day program was held Monday, November 11th.

Audit: CSO CPAs have completed the data collection for the annual audit and the annual financial report. The Annual Financial report was submitted on October 31st. We will present information from the audit at the December meeting. A copy of the audit is provided for each board member to review prior to the December board meeting.

State Aid Recalculation: Annually, the Nebraska Department of Education notifies school districts of state aid recalculations for the current fiscal year. For the 2020-2021 fiscal year Gothenburg will receive approximately \$8,500 more in state aid.

State Conference: Everyone is registered and hotel reservations have been made. The conference runs from November 20th to the 22nd. We can discuss transportation at the November board meeting. I will have to go early as I have a NRCSA legislative committee meeting.

STANCE: As we approach a new legislative session, STANCE members have begun to formally meet. STANCE has taken part in a few of the interim studies. The tentative 2020 legislative session begins on January 8th. This is a short session (60 days) so it will be interesting to see what the senators can get done.

Board Committee meetings:

- Personnel Committee: Tuesday Nov. 26th @ 7:00 am
- Finance Committee: Tuesday Dec. 3rd @ 7:00 am
- Committee on Americanism: ????
- Transportation and Facilities: ????

Contract Workdays:

- July-17 days
- August-20 days
- September-20 days
- October-22.5 days

Internal Board Policies - Methods of OperationAgenda Construction and Control

- A. Written meeting agendas will be prepared by the Superintendent of Schools in corroboration with the President of the Board of Education. Any Board member may submit agenda items to be placed on the agenda by the Superintendent and the Board President.
- B. Control of the agenda is the responsibility of the Board President.
- C. Agenda items shall be sufficiently descriptive to give the public reasonable notice of the matters to be considered at the meeting.
- D. An agenda, kept continuously current, shall be readily available for public inspection at the office of the Superintendent of School of the Gothenburg School District during normal business hours. Except for items of an emergency nature, the agenda shall not be altered later than 24 hours before the scheduled commencement of the meeting. The School Board shall have the right to modify the agenda to include items of an emergency nature only by action taken at the public meeting at which the item is to be considered.

Legal Reference: § 84-1411

Date of Adoption: November 13, 2006

Internal Board Policies - Methods of OperationProcedures During Meetings

In the absence of the President and the Vice President of the Board of Education at any meeting, the Board shall choose a President pro tempore. In the absence of the Secretary at any meeting, the Board shall also choose a Secretary pro tempore.

Any action taken on a question or a motion duly moved and seconded shall be by roll call vote of the Board in open session, and the record shall state how each member voted, or if the member was absent or abstained.

The vote to elect the leadership of the Board of Education at the reorganization meeting shall be taken by secret ballot, but the total number of votes for each candidate shall be recorded in the minutes of the meeting.

Legal Reference: §79-569
 §79-520
 §84-1413

Date of Adoption: April 14, 2008

Bylaws of the Board - MeetingsRegular Meetings

The Board shall meet in regular session on the second Monday of each calendar month, unless otherwise designated by the president with the approval of the Board. All meetings shall be held in the boardroom at the Gothenburg Schools unless otherwise designated by the president with the approval of the Board. In each odd-numbered year, the January meeting will be held on or after the first Thursday after the first Tuesday.

Legal Reference: §79-554 §79-555 §84-1401

Special Meetings

A special meeting of the Board may be called by the president when in his opinion it is necessary, or upon recommendation of the Superintendent of Schools, or any two (2) Board members. No business shall be transacted at any special meeting, which does not come within the purpose, or purposes set forth in the call for the meeting unless it is of an emergency nature. Special Board sessions may be adjourned to a definite date and time.

Legal Reference: §79-520 §79-554 §79-555 §84-1401

Advance Delivery of Meeting Materials

The Board shall require the Superintendent to prepare an agenda which, with the minutes, shall be mailed or delivered to the Board members on Friday or prior to each regular monthly Board meeting.

Items not placed on the regular agenda may be tabled until the regular meeting on the following month to provide the Board adequate time to research the item in question. All citizens in the district boundary are permitted to place an item on the agenda. Those persons outside the district may place an item on the agenda by permission of the President of the Board or the Superintendent of Schools.

Order of Business

The following shall be the order of business for the regular meetings. The order of business may be changed by consent of all members present.

Meeting call to order, Pledge of Allegiance, Approval/Changes to Agenda, Recognition of Visitors, Business Items (Consent Agenda, Action Items, Policy Review, and Reports), Discussion Items, Time/Date of Next Meeting, Adjournment.

Parliamentary Procedure

The rules of parliamentary procedures as embodied in Robert's Rules of Order shall govern the school Board in its deliberation when the issue in question is not covered by these policies and bylaws.

Minutes

The Board of Education shall keep minutes of all meetings showing the time, place, members present and absent, and the substance of all matters discussed. The minutes shall be prepared by the secretary immediately following the meeting, shall be written, shall be available for inspection by the public and for distribution to the members of the Board within ten (10) working days, or prior to the next convened meeting, whichever occurs earlier, and shall be a part of the agenda for the next regular meeting at which time they shall be corrected, if necessary, and approved. The minutes shall be kept in the office of the superintendent and shall be public records and open to public inspection during normal business hours.

Legal Reference: §79-577 §79-555 §§ 84-1408-1414

Voting

Any action taken on any question or motion duly moved and seconded shall be by roll call vote of the Board in open session, and the record shall state how each member voted, or if the member was absent or not voting. The requirement of a roll call or viva voce vote may be satisfied by used of an electronic voting device, which allows the yeas and nays of each member of the board to be readily seen by the public.

Date of Adoption: May 12, 2008

Date of Revision: August 8, 2016

Internal Board Policies - Methods of OperationOpportunity for Public Expression

The Board of Education as a representative body, recognizes the importance of the public's viewpoint relative to the direction of the educational programs in Gothenburg Public Schools. Therefore, the following guidelines have been established for patrons to efficiently and effectively give expression to their suggestions, concerns, and grievances:

- A. Public Forum - Each Board meeting shall have on its agenda a specific time entitled Public Forum, during which patrons may address the Board on matters of general concern. Patrons wishing to address the Board during the Public Forum will be allowed five (5) minutes to express their view. Board of Education members will refrain from expressing personal opinions during the Public Forum unless asked a direct question by a patron recognized by the Board President as having the floor. The Board imposed time limit may be extended by a majority vote of the Board following a request to do so. Board action may not be taken on matters discussed during the Public Forum unless the matter specifically appears on the prepared agenda. In the discretion of the Board President, the Public Forum may be omitted or bypassed at some, but not all, meetings of the Board of Education.
- B. Concerns and Complaints - Board action shall not be taken regarding a concern or complaint unless the following procedure has been followed:
 - Step 1. All Complaints concerning a particular school situation shall be submitted to the Principal of the building. They should be submitted in writing when practical. If the party involved is other than an individual, then the organization or persons represented shall be identified. If the problem involves other than an individual building, then the matter shall be directed to the Superintendent.
 - Step 2. Should the matter not be resolved to the satisfaction of the parties involved, they may appeal to the Superintendent.
 - Step 3. If the initiating party is not satisfied with the response of the Superintendent, said party may address a written appeal to the Board of Education through the Secretary of the Board.
- C. Speak to Agenda Item - Patrons or visitors who desire to have an item placed on the monthly Board meeting agenda and speak on that item should make their wishes known to the Superintendent prior to the distribution of the meeting agenda. Upon receipt of a request to be heard the Superintendent may, in the discretion of the Superintendent, place the item on the agenda. The Board President shall then allow the patron or visitors to address the Board at the appropriate time. The length of this presentation will be determined at the discretion of the Board President. Persons who wish to speak to an agenda item will not be required to have their name be placed on the agenda prior to the meeting in order to speak about items on the agenda.

Legal Reference: §84-1412

Date of Adoption: July 14, 2008

Board of Education Regular Meeting

October 14, 2019-7:00 P.M.

Discovery Center

The mission of Gothenburg Public Schools is to prepare all students to become lifelong learners within a positive and innovative learning environment.

Attendance Taken at 7:00 P.M.

Present Board Members:

Jon Hudson-Absent
Kyle Fornoff
Jeremy Sitorius
Becky Jobman
Nate Wyatt
Devin Brundage

Others Present:

Todd Rhodes--Superintendent
Kay Streeter, Business Manager
Angie Richeson
Teresa Schneider
Allison Jonas
Ellen Mortenson-Gothenburg Leader
Seth Ryker
Marc Mroczek

Call to Order & Pledge of Allegiance/Open Meetings Posted

7:00 P.M.

Approve the Agenda

Motion Passed: Motion to approve agenda as presented passed with a motion by Fornoff and a second by Brundage.

Devin Brundage	Yes	Becky Jobman	Yes
Kyle Fornoff	Yes	Jon Hudson	Absent
Jeremy Sitorius	Yes	Nate Wyatt	Yes

Recognition of Visitors

FFA members provided a presentation to the Board on summer projects as well as upcoming events. FFA members--Heath Keiser, William Anderson, Rylee Naprstek, Student Teacher Kortni Burnett.

Members of the Gothenburg Baseball Board, represented by Jake Fecht and Jory Flesch, is in planning stages of building an indoor hitting facility. The Board is interested in asking the Gothenburg School District to participate in the building. It could then be used by school students as part of practices, etc. Dist. 20 Board will look at plans, and take under advisement.

Consent Agenda

Motion Passed: Motion to approve consent agenda as presented passed with a motion by Sitorius and a second by Jobman.

Approval All Previous Minutes Approval of Treasurer's Report
Approval of Warrants/Bill Excuse Absent Board Members-Hudson

Option Out: Harris Mladek to Cozad
Option In: Damian Howell from Lexington

Devin Brundage	Yes	Becky Jobman	Yes
Kyle Fornoff	Yes	Jeremy Sitorius	Yes
Jon Hudson	Absent	Nate Wyatt	Yes

Board Reports

First negotiation meeting will be October 22, 2019--7:00 A.M.

Administrative Reports

Mr. Holmes--Maintenance Supervisor

Bid submitted by Butterfield Electric to remove and replace aluminum wiring and splices for remaining three large HVAC units on Dudley Elementary roof in the amount not to exceed \$10,000. Patriot bus is in need of repair. The Coach bus is used on a regular basis, but cost to complete all repairs would be around \$7,500. Transportation committee will meet to look at options.

Board of Education Regular Meeting

October 14, 2019-7:00 P.M.

Discovery Center

Page 2

Administrative Reports Contd'**Mrs. Jonas-Director of Teaching/Learning**

Early Childhood Rule 11 report is filed. Along with Mrs. Richeson, and Mrs. Mroczek, we will attend an Instructional Materials Fellowship for more information on how best to select the next Language Arts material. Several on-site visits from other schools to see how our teachers are teaching the new math program. Amplify Science curriculum is bringing an increase in student engagement. Assessments information; Mentor program, and PLC are in full swing.

Mr. Ryker--High School Principal

Progress Reports/Down List--Significant progress in the reduction in the number of names on the down list. Swede Foundation is making difference in student expectations. Homecoming week was successful. Parent Teacher conferences attended very well. Gothenburg Schools has many talented students, as was evident in the Musical performance this weekend. Great Job! New staff members will be attending the PLC Institute October 21-23.

Mr. Mroczek-Activities Director/Asst. Principal

Fall activities are coming to a close with Sub-Districts and Districts underway. State Cross Country-October 25. First Round of football playoffs November 1. National FFA Convention October 28-November 1. Heath Keiser was selected as 1 of 48 State Winners for NSAA Believers & Achievers Award. His award will be presented at the Boys State Basketball Championships on March 14 at halftime of the 4:30 game. Tucker Wyatt was our other nomination as he is recognized as a local school winner. In the process of gathering information from other schools on what they charge to advertise within their school Dist. NSIAAA Conference; NSAA Dist IV meeting.

Mrs. Richeson--Elementary Principal

Parent/Teacher conferences were attended very well. 6th Grade Outdoor Education was September 13. NED's Mindset Mission visited Dudley Elementary on Monday September 23. The performer told humorous stories and did yo-yo and magic tricks. Yo-yo's were sold, and their sales paid for the next school performance.

Mrs. Schneider--SPED Director

Special Education SRS upload is taking place. Current numbers for special education are 129 students. Picture retakes were completed on Thursday. Dudley Elementary appreciates the support of the community. Many of the activities for students would not happen without the community support. Thank you!

Exit Brundage--8:23 P.M.

Dr. Rhodes--Superintendent

Two classified resignations. Keith Henninger, head custodian, will be retiring effective November 29, 2019. Keith has been with the District for 41 years. He will be missed. Peyton Ahlenstorf, Dudley Elementary secretary, has resigned her position. She has been on maternity leave, and Karman Keith is filling in. Mrs. Keith has agreed to stay through remainder of the 2019-2020 school year. PLC process is going very well. Staff engagement has been impressive. Registration and reservations have been made for State Conference. Will talk about transportation. Attended NRCSA Region meeting. Topics include: School Funding, teacher shortage, property tax relief and rural school advocacy. STANCE members have begun to formally meet. Regular Board Committee meetings.

Board of Education Regular Meeting

October 14, 2019-7:00 P.M.

Discovery Center

Page 3

Discussion

Personal Committee--Sitorius, Brundage, Fornoff to meet October 29,7:00 A.M.

Finance Committee--Fornoff, Wyatt, Sitorius to meet November 4, 7:00 A.M.

Next regular meeting--Tuesday, November 12, 2019--5:00 P.M.

Adjournment

Motion Passed: Motion to approve adjournment at 8:59 P.M. passed with a motion by Jobman and a second by Sitorius.

Devin Brundage	Absent	Becky Jobman	Yes
Kyle Fornoff	Yes	Jeremy Sitorius	Yes
Jon Hudson	Absent	Nate Wyatt	Yes

Kay Streeter, Business Manager/Recording Secretary

Personnel Committee Meeting

Tuesday, October 29, 2019 7:00 AM

District Conference Room

1322 Avenue I

Gothenburg, NE 69138

The mission of Gothenburg Public Schools is to prepare all students to become lifelong learners within a positive and innovative learning environment.

Attendance Taken at 7:00 AM:

Present Board Members: Other Present:

Jeremy Sitorius-chair

Dr. Todd Rhodes, Superintendent

Kyle Fornoff

Devin Brundage

1. 2020-2021 Negotiations

1.1. EHA rates for the 2020-2021 school year.

1.2. Settlements

2. Elementary custodial position

3. Para-professional position

Finance Committee Meeting

Monday, November 4, 2019 7:00 AM

District Conference Room

1322 Avenue I

Gothenburg, NE 69138

The mission of Gothenburg Public Schools is to prepare all students to become lifelong learners within a positive and innovative learning environment.

Attendance Taken at 7:00 a.m.:

Present Committee Members:

Kyle Fornoff-chair

Jeremy Sitorius

Nate Wyatt

Other Present:

Dr. Todd Rhodes, Superintendent

- 1. 2018-2019 Audit Report**
- 2. 2019-2020 State Aid Recalculation**
- 3. Current classified openings**
- 4. Elementary Marquee**
- 5. Water Bottle filler**
- 6. PAC Upgrades**

SCHOOL DISTRICT # 20
Treasurer's Report for the month of:
October 2019

GENERAL FUND

09/30/19	Balance from last month		\$ 5,177,993.68
10/15/19	Custer County Treasurer Direct Deposit	\$ 154,590.28	
10/15/19	Dawson County Treasurer Direct Deposit	\$ 555,767.72	
10/21/19	St. of Neb-HAL 2019 - 20 Base Paymt Acct 3535	\$ 2,342.00	
10/21/19	St. of Neb-HAL 2019 - 20 Matching Paymt Acct 3535	\$ 5,593.00	
10/21/19	St/Fed Withholding Taxes	\$ 3,348.49	
10/24/19	Int CD xxx732 - 01-1-01510	\$ 154.40	
10/24/19	Int CD xxx888 - 01-1-01510	\$ 72.04	
10/24/19	Int CD xxx889 - 01-1-01510	\$ 229.36	
10/24/19	Hot Lunch Payroll-Sept/Oct	\$ 21,083.47	
10/29/19	L Nerster correction 2320-610-0	\$ 19.99	
10/29/19	ESU 11 sub reimbursement	\$ 200.00	
10/29/19	ESU 10 sub reimbursement	\$ 100.00	
10/29/19	Lincoln Co Treasurer - 20	\$ 43,231.61	
10/31/19	St. of Neb-State aid to education- Oct	\$ 75,178.00	
10/31/19	Interest DDA xxx063	\$ 2,190.36	
	Total receipts for month	\$ 864,100.72	
	Dawson County transfers to		
	Special Building Fund	\$ 8,567.55	
	Bond Fund	\$ 39,218.41	
	Custer County transfers to		
	Special Building Fund	\$ 2,604.08	
	Bond Fund	\$ 8,419.22	
	Total Warrants paid	\$ 1,144,550.55	
10/31/19	Balance		\$ 4,838,734.59
10/31/19	First State Bank xxx101	\$ 259,642.35	
10/31/19	First State Bank xxx063	\$ 1,893,915.98	
	COD#xxx303 First State Bank 0.70% due 11-16-19	\$ 1,027,708.90	
	COD#xxx055 Flatwater Bank 0.80% due 5-16-20	\$ 1,000,000.00	
	COD#xxx839 Flatwater Bank 0.80% due 6-06-20	\$ 234,300.35	
	COD#xxx988 First State Bank 0.70% due 12-13-19	\$ 20,705.98	
	COD#xxx306 Flatwater Bank 0.80% due 7-8-20	\$ 250,000.00	
	COD#xxx889 First State Bank 1.10% due 1-10-21	\$ 82,722.09	
	COD#xxx888 First State Bank 1.10% due 1-10-21	\$ 25,983.51	
	COD#xxx732 First State Bank 1.40% due 04-10-22	\$ 43,755.43	
10/31/19	Balance of investments and accounts		\$ 4,838,734.59

SCHOOL DISTRICT # 20
Treasurer's Report for the month of:
October 2019

SPECIAL BUILDING FUND

09/30/19 Balance		\$ 1,265,234.37
10/21/19 Dawson County Treas - transfer from General Fund	\$ 8,567.55	
10/21/19 Custer County Treas - transfer from General Fund	\$ 2,604.08	
10/29/19 Lincoln County Treas	\$ 765.31	
10/31/19 Interest DDA xxx866	\$ 1,347.52	
Total receipts	\$ 13,284.46	
Total Warrants paid	\$ -	
10/31/19 Balance		<u>\$ 1,278,518.83</u>
10/31/19 First State Bank xxx866	\$ 1,278,518.83	
10/31/19 First State Bank xxx321	\$ -	
10/31/19 Balance of investments and accounts		<u>\$ 1,278,518.83</u>

EMPLOYEE BENEFIT ACCOUNT

09/30/19 Balance		\$ 99,245.73
10/03/19 Mary Clark Ins - Sept	\$ 924.80	
10/03/19 Mary Clark Ins - Oct	\$ 924.80	
10/16/19 City of Gothburg - Clymer Ins	\$ 733.50	
10/21/19 Teacher Dues/Flex Plan	\$ 5,263.27	
10/29/19 Mary Clark Ins - Nov	\$ 924.80	
Total Receipts	\$ 8,771.17	
Total Warrants paid	\$ 18,707.54	
Transfer from General Fund	\$ -	
10/31/19 Balance		<u>\$ 89,309.36</u>
10/31/19 First State Bank - xxx545	\$ 89,309.36	
10/31/19 Balance of investments and accounts		<u>\$ 89,309.36</u>

SCHOOL DISTRICT # 20
 Treasurer's Report for the month of:
 October 2019

DEPRECIATION FUND

09/30/19 Balance		\$ 268,668.45
10/31/19 Interest DDA xxx515	\$ 12.47	
Total receipts	\$ 12.47	
Total Warrants paid	\$ -	
10/31/19 Balance		<u>\$ 268,680.92</u>
10/31/19 Flatwater Bank xxx515	\$ 58,758.28	
COD #xxx476 Flatwater Bank 0.80% due 8-20-20	\$ 100,000.00	
COD#xxx266 First State Bank 0.90% due 8-24-20	\$ 59,922.64	
COD#xxx477 Flatwater Bank 0.80% due 8-30-20	\$ 50,000.00	
10/31/19 Balance of investments and accounts		<u>\$ 268,680.92</u>

SCHOOL DISTRICT 20 BOND FUND

09/30/19 Balance		\$ 940,437.26
10/21/19 Custer Co-transfer from General Fund K-8	\$ 325.38	
10/21/19 Custer Co-transfer from General Fund 9-12	\$ 8,093.84	
10/21/19 Dawson Co-transfer from General Fund K-8	\$ 12,589.28	
10/21/19 Dawson Co-transfer from General Fund 9-12	\$ 26,629.13	
10/29/19 Lincoln Co-K-8	\$ 1,046.11	
10/29/19 Lincoln Co-9-12	\$ 2,378.65	
10/31/19 Interest acct xxx753	\$ 1,016.71	
Total Receipts	\$ 52,079.10	
Total paid out	\$ -	
10/31/19 Balance		<u>\$ 992,516.36</u>
10/31/19 First State Bank Acct xxx753	\$ 992,516.36	
10/31/19 Balance of Investments and accounts		<u>\$ 992,516.36</u>
10/31/19 TOTAL DEPOSITS OF THE DISTRICT		<u>\$ 7,467,760.06</u>

Prepared by Randall G. Waskowiak, Treasurer Dist # 20

RW

SCHOOL DISTRICT # 20
Treasurer's Report for the month of:
October 2019

First State Bank-total deposits

DDA xxx101 General Fund	\$	259,642.35
DDA xxx321 Special Building Fund	\$	-
DDA xxx753 Bond Fund	\$	992,516.36
DDA xxx063 General Fund	\$	1,893,915.98
DDA xxx866 Special Building Fund	\$	1,278,518.83
DDA xxx545 Employee Benefit Account	\$	89,309.36
CD#xxx266 Depreciation Fund	\$	59,922.64
CD#xxx732 General Fund	\$	43,755.43
CD#xxx888 General Fund	\$	25,983.51
CD#xxx889 General Fund	\$	82,722.09
CD#xxx988 General Fund	\$	20,705.98
CD#xxx303 General Fund	\$	1,027,708.90

Total deposits to be covered by Insurance
both FDIC and securities \$ 5,774,701.43

Collateral Pledged

First State Bank, Gothenburg, Nebraska

	<u>Amount</u>	<u>Maturity</u>	<u>Receipt #</u>
Cedar Bluffs NE Muni Cusip: 15005WAL6	\$ 250,000.00	12/15/2036	623590
Colfax Cnty NE S.D. #123 Muni Cusip: 194045AU4	\$ 200,000.00	12/15/2025	100960
Crete NE Doane College Rev Muni Cusip: 226493AR5	\$ 100,000.00	2/15/2033	628131
Douglas Cnty NE SID #404 Muni Cusip: 25932KCA1	\$ 125,000.00	1/15/2030	605757
Douglas Cnty NE SID #473 Muni Cusip: 25933EBW7	\$ 200,000.00	11/15/2040	623246
Douglas Cnty NE SID #473 Muni Cusip: 25933EDB1	\$ 100,000.00	9/15/2036	625042
Douglas Cnty NE SID #499 Muni Cusip: 259305CL2	\$ 200,000.00	6/15/2035	618042
Douglas Cnty NE SID #530 Muni Cusip: 25930LVB6	\$ 100,000.00	5/15/2036	618044
Douglas Cnty NE SID #539 Muni Cusip: 25932MBD2	\$ 150,000.00	8/15/2036	618043
Edgar NE Muni Bldg Muni Cusip: 279763CT1	\$ 200,000.00	9/1/2031	603616
FNMA BD9606 Cusip: 3140FHU88	\$ 1,041,000.00	1/1/2028	631978
Furnas Cnty NE Muni Cusip: 36109PAQ1	\$ 240,000.00	12/15/2029	612254
GNMA Pool Cusip: 3622AAGZ1	\$ 783,565.00	11/30/2037	633469
Gordon NE Muni Cusip: 382779DV5	\$ 250,000.00	10/1/2036	623589
Gothenburg Neb Elec Rev Muni Cusip: 38347WAS0	\$ 205,000.00	6/15/2025	627673
Gothenburg Neb Elec Rev Muni Cusip: 38347WAU5	\$ 185,000.00	6/15/2032	627676
Otoe Cnty NE S.D. #27 Muni Cusip: 68905TDT3	\$ 200,000.00	12/15/2033	102807
Papillion Neb Muni Cusip: 698856YV7	\$ 115,000.00	12/15/2023	619998
Sarpy Cnty NE SID #241 Muni Cusip: 803739CA7	\$ 100,000.00	4/15/2026	606312
Sarpy Cnty NE SID #251 Muni Cusip: 80379VAQ9	\$ 260,000.00	10/15/2031	623248
Sarpy Cnty NE SID #258 Muni Cusip: 80379RAR6	\$ 250,000.00	8/15/2031	623247
Saunders Cnty NE S.D.#9 Muni Cusip: 80449PEB7	\$ 200,000.00	12/15/2033	105811
South Sioux City NE Muni Cusip: 840372QC3	\$ 200,000.00	8/1/2035	627674
South Sioux City NE Muni Cusip: 840380BR9	\$ 200,000.00	6/15/2028	603615
Total pledged	\$ 5,854,565.00		

SCHOOL DISTRICT # 20
Treasurer's Report for the month of:
October 2019

Flatwater Bank - Total deposits

COD#xxx839 General Fund	\$ 234,300.35
COD#xxx306 General Fund	\$ 250,000.00
COD#xxx476 Depreciation Fund	\$ 100,000.00
DDA xxx515 Depreciation Fund	\$ 58,758.28
COD#xxx477 Depreciation Fund	\$ 50,000.00
COD#xxx055 General Fund	\$ 1,000,000.00
 Total	 \$ 1,693,058.63

Reconciled by Kay Streeter

10/31/19 DDA #xxx490 Hot Lunch Fund	\$ 61,735.20
10/31/19 DDA #xxx771 Student Activity Fund	\$ 218,415.78
10/31/19 DDA #xxx822 Petty Cash Fund	\$ 2,000.00
10/31/19 DDA #xxx852 Student Fees Fund	\$ 15,938.71

Total deposits to be covered by Insurance
both FDIC and agency securities

\$ 1,991,148.32

Collateral Pledged

	<u>Amount</u>	<u>Maturity</u>	<u>Receipt #</u>
Flatwater Bank, Gothenburg, Nebraska			
Dodge Cnty NE S.D.#595 Muni Cusip: 256449AZ2	\$ 60,000.00	12/15/15	229032880
Dodge Cnty NE S.D.#595 Muni Cusip: 256449BA6	\$ 70,000.00	12/15/16	229032890
Federal Farm Credit Bank Cusip: 31331KZ78	\$ 695,000.00	12/5/23	210004257
Federal Home Ln Bks Cusip: 3133XFPR1	\$ 165,000.00	6/10/16	210001558
Federal Home Ln Bks Cusip: 3130A0JR2	\$ 1,000,000.00	12/13/19	210003571
GNMA Pass-thru X Platinum Pool 781824 Cusip: 36241KAZ1	\$ 40,000.00	11/15/34	280021720
GNMA Pass-thru X Platinum Pool 781824 Cusip: 36241KAZ1	\$ 40,000.00	11/15/34	280021720
GNMA Pass-thru Pool 783091 Cusip: 36241LNG7	\$ 70,000.00	6/15/40	194023397
GNMA REMIC Trust 2010-29 Cusip: 38376XQY2	\$ 175,000.00	12/20/38	194023219
GNMA REMIC Trust 2010-29 Cusip: 38376XQY2	\$ 135,000.00	12/20/38	194023219
GNMA REMIC Trust 2010-29 Cusip: 38376XQY2	\$ 145,000.00	12/20/38	194023219
GNMA REMIC Trust 2009-116 Cusip: 38376PK82	\$ 155,000.00	11/16/38	322001361
GNMA REMIC Trust 2013-116 Cusip: 38378VJ48	\$ 120,000.00	2/20/43	322001384
Ord NE Rural Fire Protn Dist Muni Cusip: 68574TAF6	\$ 70,000.00	8/15/20	210003333
Washington Cnty NE S.D. 24 Muni Cusip: 93811RBU7	\$ 270,000.00	12/15/2022	210003932
Total Pledged	\$ 3,210,000.00		

Petty Cash Fund

Gothenburg School District #20
Gothenburg, Nebraska

October 31, 2019

TO WHOM ISSUED

AMOUNT

TOTAL	\$0.00	
Beginning Balance	\$	2,000.00
Receipts	\$	-
	\$	2,000.00
Expenditures	\$	-
	\$	2,000.00
Statement Balance	\$	2,000.00
Outstanding Deposits	\$	-
Total	\$	2,000.00
Outstanding Checks	\$	-
	\$	-
Balance October 31, 2019	\$	2,000.00

Current Cash Balance Report

ALL Data

Date: 10/01/2019 thru 10/31/2019

Arranged by:
Group ID and Activity Number

Activity Number and Name	Beginning Cash	Receipts	Disbursements	Adjustments	Cash Balance
A Athletics					
1000 Activities Account	307,496.06	0.00	0.00	0.00	307,496.06
1010 Activity Tickets	192,457.51	130.00	0.00	0.00	192,587.51
1015 Gates	779,705.57	10,643.52	239.20	0.00	790,109.89
1020 Sale of Equipment	14,292.78	0.00	0.00	0.00	14,292.78
1025 Meals/Lodging	-224,434.63	0.00	728.74	0.00	-225,163.37
1030 Officials	-365,868.18	0.00	7,308.00	0.00	-373,176.18
1035 Football Equipment	-153,697.66	0.00	1,144.47	0.00	-154,842.13
1040 Basketball Equipment	-67,321.35	0.00	0.00	0.00	-67,321.35
1045 Track Equipment	-151,522.08	0.00	0.00	0.00	-151,522.08
1050 Wrestling Equipment	-52,176.56	0.00	0.00	0.00	-52,176.56
1055 Golf Equipment	-20,571.63	0.00	0.00	0.00	-20,571.63
1060 Softball Equipment	-36,988.15	0.00	860.98	0.00	-37,849.13
1065 Misc. Athletic	-69,303.44	0.00	985.02	0.00	-70,288.46
1070 Entry Fees	32,767.65	1,330.00	372.00	0.00	33,725.65
1075 Volleyball Equipment	-36,157.32	0.00	1,072.24	0.00	-37,229.56
1080 Cross Country Equip.	-22,199.71	0.00	88.50	0.00	-22,288.21
1085 Supplies/Equipment	-116,692.96	0.00	3,106.41	0.00	-119,799.37
1090 Athletic-Other	0.00	426.00	0.00	0.00	426.00
A Athletics Totals:	9,785.90	12,529.52	15,905.56	0.00	6,409.86
B Adult Ed.					
1100 Adult Ed.	1,983.38	0.00	0.00	0.00	1,983.38
B Adult Ed. Totals:	1,983.38	0.00	0.00	0.00	1,983.38
C School					
1200 Yearbook	179.41	1,730.00	0.00	0.00	1,909.41
1210 Helping Hands	5,670.94	0.00	0.00	0.00	5,670.94
1215 History Grant	1,435.07	0.00	0.00	0.00	1,435.07
1220 FCS	-246.69	0.00	141.96	0.00	-388.65
1225 Industrial Tech	14,877.38	0.00	339.68	0.00	14,537.70
1229 Life Skills	85.83	0.00	0.00	0.00	85.83
1230 Renaissance	12,210.20	0.00	919.46	0.00	11,290.74
1240 Band	11,251.29	1,134.67	288.00	0.00	12,097.96
1241 Flag Corp	695.09	0.00	300.00	0.00	395.09
1245 Vocal	13,170.49	3,257.00	20.00	0.00	16,407.49
1246 Special Music	2,723.93	0.00	0.00	0.00	2,723.93
1250 Art Club	5,368.61	0.00	0.00	0.00	5,368.61
1251 Jr. Hi. Art Club	3.71	0.00	0.00	0.00	3.71
1255 Pop/Lounge	-3,708.71	19.91	0.00	0.00	-3,688.80
1260 General	20,694.53	2,675.05	1,214.99	0.00	22,154.59
1261 Chromebook Repair	17,051.03	100.00	1,886.91	0.00	15,264.12
C School Totals:	101,462.11	8,916.63	5,111.00	0.00	105,267.74
D Candy					
1300 Candy Fund	-10,044.09	3,017.17	4,967.18	0.00	-11,994.10
D Candy Totals:	-10,044.09	3,017.17	4,967.18	0.00	-11,994.10
E Classes					
1400 Senior Class	2,792.39	0.00	0.00	0.00	2,792.39
1410 Junior Class	3,495.33	40.00	0.00	0.00	3,535.33
1415 Sophomore Class	620.00	0.00	0.00	0.00	620.00
1420 Freshmen Class	960.00	0.00	0.00	0.00	960.00
1425 8th Class	0.00	0.00	0.00	0.00	0.00
1430 7th Class	0.00	50.00	0.00	0.00	50.00
E Classes Totals:	7,867.72	90.00	0.00	0.00	7,957.72

ALL Data

Current Cash Balance Report

Date: 10/01/2019 thru 10/31/2019

Arranged by:
Group ID and Activity Number

Activity Number and Name	Beginning Cash	Receipts	Disbursements	Adjustments	Cash Balance
F Clubs					
1500 Cheerleaders	2,201.44	1,520.97	7.93	0.00	3,714.48
1505 Elem. Circle of Friends	221.23	0.00	0.00	0.00	221.23
1506 H.S. Circle of Friends	3.78	0.00	0.00	0.00	3.78
1510 Drama	0.00	0.00	0.00	0.00	0.00
1511 English Activities	-71.71	0.00	0.00	0.00	-71.71
1512 Entrepreneurship	2,300.32	0.00	0.00	0.00	2,300.32
1515 FFA	7,075.65	3,549.65	12,824.67	0.00	-2,199.37
1516 Fit Kids	125.00	0.00	0.00	0.00	125.00
1520 Sr. Hi Quiz Bowl	221.49	0.00	0.00	0.00	221.49
1521 Jr. Hi Quiz Bowl	300.85	0.00	0.00	0.00	300.85
1522 Media Production	5,397.03	0.00	0.00	0.00	5,397.03
1525 NFL	1,216.92	0.00	673.18	0.00	543.74
1530 NHS	658.60	0.00	0.00	0.00	658.60
1531 One Act	5,414.62	1,350.00	150.29	0.00	6,614.33
1535 D.I.	-219.58	0.00	0.00	0.00	-219.58
1540 SPB	2,063.38	0.00	0.00	0.00	2,063.38
1545 SADD	1,155.33	0.00	0.00	0.00	1,155.33
1550 Student Council	3,626.80	2,065.38	766.87	0.00	4,925.31
1555 Donations to School	0.00	0.00	0.00	0.00	0.00
1560 Driver's Ed.	4,290.00	0.00	0.00	0.00	4,290.00
1565 School Gala	-989.33	0.00	0.00	0.00	-989.33
1570 Improv	757.07	0.00	0.00	0.00	757.07
1575 Math A.P.	-4,369.54	0.00	0.00	0.00	-4,369.54
1580 Media	4,228.19	0.00	0.00	0.00	4,228.19
1585 Post Prom	200.00	0.00	0.00	0.00	200.00
1590 Science Club	1,148.97	0.00	0.00	0.00	1,148.97
1595 Walk Fit	105.00	0.00	0.00	0.00	105.00
1647 C.Country Club	1,416.00	186.00	84.36	0.00	1,517.64
1652 Legends Scholarship	5,000.00	0.00	0.00	0.00	5,000.00
1718 6th Grade	1,091.45	713.15	0.00	0.00	1,804.60
F Clubs Totals:	44,568.96	9,385.15	14,507.30	0.00	39,446.81
G Sports					
1600 Boys Future B.Ball	2,883.32	0.00	767.50	0.00	2,115.82
1610 Football Club	4,758.12	0.00	733.80	0.00	4,024.32
1620 Girls Future B.Ball	6,389.22	1,027.73	252.50	0.00	7,164.45
1625 Boys Golf	792.35	0.00	0.00	0.00	792.35
1626 Girls Golf	3,092.21	38.00	0.00	0.00	3,130.21
1627 Gothenburg B.Ball Club	-905.99	0.00	0.00	0.00	-905.99
1628 Jr. Hi Football Club	644.11	0.00	0.00	0.00	644.11
1629 Jr. Power Wt. Lifting	-668.74	0.00	0.00	0.00	-668.74
1630 Softball	3,267.34	0.00	0.00	0.00	3,267.34
1635 Mat Maids	219.56	0.00	0.00	0.00	219.56
1640 VolleyBall	-1,040.71	45.00	2,433.36	0.00	-3,429.07
1643 7-8th Volleyball	744.07	0.00	0.00	0.00	744.07
1645 Youth Volleyball	1,680.96	0.00	0.00	0.00	1,680.96
1650 Wrestling Boosters	166.71	0.00	0.00	0.00	166.71
1651 Summer Wrestling	20,370.92	0.00	4,284.99	0.00	16,085.93
G Sports Totals:	42,393.45	1,110.73	8,472.15	0.00	35,032.03

ALL Data

Current Cash Balance Report

Arranged by:

Date: 10/01/2019 thru 10/31/2019

Group ID and Activity Number

Activity Number and Name	Beginning Cash	Receipts	Disbursements	Adjustments	Cash Balance
H Elementary					
1700 Elem. Book Fair	3,756.31	13.00	0.00	0.00	3,769.31
1701 Elem. Art Program	791.84	0.00	0.00	0.00	791.84
1710 Elem. Fund Raising	22,105.64	1,463.75	3,238.29	0.00	20,331.10
1711 1st Grade	4,359.57	0.00	90.00	0.00	4,269.57
1712 2nd Grade	3,040.36	0.00	0.00	0.00	3,040.36
1713 4th Grade	238.64	0.00	0.00	0.00	238.64
1714 5th Grade	6,822.51	0.00	0.00	0.00	6,822.51
1715 Elem. Lounge	2,332.04	0.00	17.70	0.00	2,314.34
1716 3rd Grade	1,036.85	0.00	0.00	0.00	1,036.85
1717 Kindergarten	887.25	688.10	0.00	0.00	1,575.35
1720 Elem. Stu. Co.	234.43	0.00	0.00	0.00	234.43
1725 Elem. O.D. Ed.	-4,560.50	0.00	0.00	0.00	-4,560.50
H Elementary Totals:	41,044.94	2,164.85	3,345.99	0.00	39,863.80
I Interest					
1800 DDA Interest	3,949.94	10.10	0.00	0.00	3,960.04
1810 CD Interest	9,188.13	0.00	0.00	0.00	9,188.13
I Interest Totals:	13,138.07	10.10	0.00	0.00	13,148.17
J Scholarships					
1900 Athletics Count	210.75	0.00	0.00	0.00	210.75
1910 Alberts Memorial	211.63	0.00	0.00	0.00	211.63
1915 Alumni	0.00	0.00	0.00	0.00	0.00
1920 Greene Memorial	22,526.10	0.00	0.00	0.00	22,526.10
1925 Uehling Scholarship	-1,718.70	34.25	0.00	0.00	-1,684.45
1930 J.L. Brock Scholarship	105.00	0.00	0.00	0.00	105.00
1935 Pioneer Seed Scholarship	0.00	0.00	0.00	0.00	0.00
J Scholarships Totals:	21,334.78	34.25	0.00	0.00	21,369.03
Report Totals:	273,535.22	37,258.40	52,309.18	0.00	258,484.44

Check Summary Report

Date: 10/01/2019 thru 10/31/2019

Check Number	Status	Check / Void Date	Vendor Name	PO Number	Description	Amount
021938	V	10/01/2019	Becky Costello		Athletic-V.Ball	-15.00
021983	V	10/01/2019	Ginny Peterson		Cheerleaders	-574.58
021995	C	10/01/2019	George Cornwell		Athletic-V.Ball	240.00
021996	C	10/01/2019	Hicken Lumber		Ind. Tech/One Act	461.07
021997	C	10/01/2019	Lou's Sporting Goods		Athletic-	316.00
021998	C	10/01/2019	Lynn Gillespie		Athletic-V.Ball	300.00
021999	C	10/01/2019	UNK Athletics		Athletic-C,Country	200.00
022000	O	10/01/2019	Varsity Spirit Fashions		Cheerleaders	152.40
022001	C	10/01/2019	Daylight Donut		Athletic-Golf	34.10
022002	C	10/01/2019	Hot Lunch		FFA	237.12
022003	C	10/01/2019	Maggie Aden		FFA	73.73
022004	C	10/01/2019	SteakMaster, Inc.		FFA	319.18
022005	C	10/01/2019	Tim Negley		FFA	74.75
022006	C	10/03/2019	Flatwater Bank		Stu. Co-Float decorations	300.00
022007	C	10/03/2019	Greg Tetley		Athletic-F.Ball	280.00
022008	C	10/07/2019	Art Canas		Athletic-S.Ball	121.00
022009	C	10/07/2019	Melanie Nutt		Athletic-S.Ball	121.00
022010	C	10/08/2019	Jane Kirby		Athletic-S.Ball	290.00
022011	C	10/08/2019	Richard Loos		Athletic-S.Ball	378.00
022012	C	10/08/2019	Tim Peterson		Athletic-F.Ball	290.00
022013	C	10/10/2019	Allison Jonas		Athletic-V.Ball	60.00
022014	C	10/10/2019	Michelle Stienike		Athletic-V.Ball	60.00
022015	O	10/11/2019	Chad Gillespie		Athletic-F.Ball	100.00
022016	C	10/11/2019	Cody Gillespie		Athletic-F.Ball	100.00
022017	C	10/11/2019	Kent Washington		Athletic-F.Ball	100.00
022018	O	10/11/2019	Matt Barth		Athletic-F.Ball	100.00
022019	C	10/11/2019	Mitch Ivey		Athletic-F.Ball	100.00
022020	C	10/14/2019	George Cornwell		Athletic-V.Ball	180.00
022021	C	10/14/2019	Lynn Gillespie		Athletic-V.Ball	210.00
022022	C	10/15/2019	George Cornwell		Athletic-V.Ball	180.00
022023	C	10/15/2019	Robin Stevens		Athletic-F.Ball	290.00
022024	V	10/09/2019	Angie Mannel		1st Grade	0.00
022025	C	10/10/2019	Papillion LaVista South		Athletic-C.Country	72.00
022026	C	10/11/2019	3oh8 Entertainment		Stu. Co.	300.00
022027	C	10/11/2019	All for Kidz, Inc.		Elem. F.R.	3,101.00
022028	C	10/11/2019	Anderson's		Stu. Co.	121.98
022029	C	10/11/2019	Awards Unlimited, Inc.		NFL	673.18
022030	C	10/11/2019	Chesterman Company		Candy	2,976.06
022031	C	10/11/2019	Dee's Floral & Gifts		Athletic-Cheer	81.50
022032	C	10/11/2019	Hot Lunch		Athletic	346.34
022033	C	10/11/2019	Johnny on the Spot		Elem. F.R.	60.00
022034	C	10/11/2019	Michelle Stienike		1st Grade	90.00

Check Summary Report

Date: 10/01/2019 thru 10/31/2019

Check Number	Status	Check / Void Date	Vendor Name	PO Number	Description	Amount
022035	C	10/11/2019	Middle Republican Natural		FFA	24.00
022036	C	10/11/2019	NE FFA Association		FFA	35.00
022037	C	10/11/2019	Nebraska School Activities		Athletic-S.Ball B-9	239.20
022038	C	10/11/2019	Peterson's Supermarket		FCS/F.Ball/FFA/OneAct/Ren/C	406.32
022039	C	10/11/2019	Recognition Unlimited		Athletic-Haake Award	78.90
022040	C	10/11/2019	Ribbons & Roses		Athletic	88.50
022041	C	10/11/2019	The Sport Shoppe		F.Ball Club	224.00
022042	C	10/11/2019	Stumps		Stu. Co.	44.89
022043	C	10/11/2019	US Bank		Ath/FFA/G-B.	7,307.90
022045	C	10/11/2019	US Foods		Candy	1,385.79
022046	O	10/14/2019	Adams Central FFA		FFA	725.00
022047	C	10/14/2019	Amplified IT LLC		Chromebook Repair	75.00
022048	C	10/14/2019	Tim Negley		FFA	1,000.00
022049	C	10/14/2019	Tino Martinez		Athletic-Misc	140.00
022050	C	10/16/2019	AssetGenie, Inc.		Chromebook Repair	28.30
022051	C	10/16/2019	Daylight Donut		Renaissance	22.20
022052	C	10/16/2019	J.J. Smith		Football Club	74.85
022053	C	10/16/2019	Lexington High School		Athletic-Entry Fee Return	100.00
022054	C	10/16/2019	Misko Sports		Athletic-S.Ball	299.99
022055	C	10/16/2019	Nean's Creations		Flag Corp	300.00
022056	C	10/21/2019	Daylight Donut		Renaissance	48.60
022057	C	10/21/2019	George Cornwell		Athletic-V.Ball	240.00
022058	C	10/21/2019	GovConnection, Inc.		Chromebook Repair	1,687.09
022059	C	10/21/2019	Misko Sports		Athletic-Summer Wrest.	6,914.98
022060	C	10/21/2019	NE FFA Association		FFA	5,590.00
022061	C	10/21/2019	T Walker's		Renaissance	100.00
022062	O	10/21/2019	Valentine Community Schools		FFA	145.00
022063	O	10/22/2019	Amber Berliner		Athletic-V.Ball	100.00
022064	C	10/22/2019	Sarah Wilke		Athletic-V.Ball	100.00
022065	C	10/24/2019	Brent Samuelson		Athletic-F.Ball	500.00
022066	O	10/25/2019	Angie Dickey		Athletic-V.Ball	396.50
022067	O	10/25/2019	Cari Brownawell		Athletic-V.Ball	355.00
022068	C	10/25/2019	Maddy Krebs		Athletic-V.Ball	355.00
022069	C	10/25/2019	Robert Gaulke		Athletic-V.Ball	396.50
022072	C	10/21/2019	Fellowship of Christian Athletes		Concessions-FCA	211.57
022073	C	10/21/2019	GEA		Concessions-GEA	852.42
022074	O	10/21/2019	Michelle Stienike		General	50.00
022075	C	10/21/2019	J's Pumpkin Patch		Elem. F.R.	70.00
022076	C	10/23/2019	Nebraska Wrestling Camps, inc.		Athletic-Registration	100.00
022077	O	10/24/2019	Anthony Castillo		Athletic-S.Ball	60.00
022078	C	10/24/2019	Charity Wyatt		Athletic-V.Ball	65.00
022079	O	10/24/2019	Chris Haynes		Athletic-V.Ball	45.00
022080	C	10/24/2019	Cindy Moore		Athletic-V.Ball	80.00

Check Summary Report

Date: 10/01/2019 thru 10/31/2019

Check Number	Status	Check / Void Date	Vendor Name	PO Number	Description	Amount
022081	O	10/24/2019	Crystal Ryker		Athletic-V.Ball	75.00
022082	C	10/24/2019	Deanna Finke		Athletic-V.Ball	30.00
022083	C	10/24/2019	GovConnection, Inc.		Chromebook Repair	96.52
022084	C	10/24/2019	Jillian Dowdy		Athletic-V.Ball	15.00
022085	C	10/24/2019	Jim Clark		Athletic-V.Ball	45.00
022086	C	10/24/2019	Misko Sports		Summer V.Ball	2,232.74
022087	C	10/24/2019	Ribbons & Roses		Athletic-V.Ball	42.50
022088	C	10/24/2019	Shane Butterfield		Athletic-V.Ball	15.00
022089	O	10/24/2019	Tawnya Strauser		Athletic-V.Ball	35.00
022090	O	10/24/2019	Varsity Spirit Fashions		Cheerleaders	49.95
022091	C	10/24/2019	Becky Costello		Summer V.Ball	23.36
022092	C	10/24/2019	Corbyn Sattler		Summer Wrestling	40.00
022093	C	10/24/2019	John Stanley		Summer Wrestling	40.00
022094	C	10/24/2019	Trent Peterson		Summer Wrestling	40.00
022095	C	10/24/2019	Fundraising University		Band	288.00
022096	O	10/28/2019	North Platte High School		Athletic-Sub Dis. V.Ball	58.00
022097	O	10/29/2019	Angela Piper		Athletic-SWC V.Ball	30.00
022098	O	10/29/2019	Annie Cornwell		Athletic-SWC V.Ball	90.00
022099	V	10/29/2019	Ashleigh Brown		Athletic-SWC V.Ball	0.00
022100	O	10/29/2019	Ashlyn Richeson		Athletic-SWC V.Ball	15.00
022101	O	10/29/2019	Bryson Mahlgerg		Athletic-V.Ball	4.00
022102	O	10/29/2019	Caroline Scott		Athletic-SWC V.Ball	90.00
022103	O	10/29/2019	Charles Petska		Athletic-SWC V.Ball	60.00
022104	O	10/29/2019	Charity Wyatt		Athletic-SWC V.Ball	15.00
022105	O	10/29/2019	Cindy Moore		Athletic-SWC V.Ball	90.00
022106	O	10/29/2019	Daylight Donut		Renaissance	22.20
022107	O	10/29/2019	Deanna Finke		Athletic-SWC V.Ball	90.00
022108	O	10/29/2019	Jim Clark		Athletic-SWC V.Ball	60.00
022109	C	10/29/2019	Lisa Petska		Athletic-SWC V.Ball	75.00
022110	O	10/29/2019	Maggie Tiller		Athletic-SWC V.Ball	45.00
022111	O	10/29/2019	Nicole Rubenthaler		Athletic-SWC V.Ball	45.00
022112	O	10/29/2019	North Platte High School		Athletic-V.Ball	29.00
022113	O	10/29/2019	T.J. Brown		Athletic-SWC V.Ball	60.00
022114	O	10/29/2019	Tawnya Strauser		Athletic-SWC V.Ball	60.00
022115	O	10/29/2019	Tim Negley		Athletic-SWC V.Ball	30.00
022118	O	10/29/2019	Ashleigh Brown		Athletic-SWC V.Ball	45.00
022119	O	10/30/2019	Jon Phillips		Athletic-SWC V.Ball	15.00
022120	O	10/31/2019	Misko Sports		Summer V.Ball	1,510.00
022121	O	10/31/2019	National FFA Organization		Natl. Reg.	2,012.00
022122	O	10/31/2019	Sharise Scherer		Renaissance	21.25
022123	O	10/31/2019	US Foods		Candy	605.33
102219	C	10/30/2019	Deluxe Checks		Deposit Re-Order	101.00

ALL Data

Check Summary Report

Arranged by:
Check Number

Date: 10/01/2019 thru 10/31/2019

Check

Number	Status	PO Number	Description	Amount
--------	--------	-----------	-------------	--------

Report Total:				52,309.18
----------------------	--	--	--	------------------

SELECTED Data

Monthly Revenue Report

Arranged by:
Account Number

Date Range: YTD thru 10/31/2019

Account	Description	Budget	October Receipts	YTD Receipts	Revenue Balance	Percent Remaining
06	LUNCH FUND					
06-1-01510-000-000	Interest for Lunch Fund	500.00	2.69	4.20	495.80	99.16
06-1-01611-000-000	Daily Sales for Reimbursable Meals	380,000.00	33,520.88	57,845.63	322,154.37	84.77
06-1-01630-000-000	Special Functions Food Sales	5,000.00	284.32	613.46	4,386.54	87.73
06-1-01990-000-000	Miscellaneous for Lunch Fund	1,000.00	0.00	0.00	1,000.00	100.00
06-1-03150-000-000	State Reimbursement	10,000.00	0.00	0.00	10,000.00	100.00
06-1-04210-000-000	Federal Nutrition Programs	200,000.00	38,783.43	57,847.58	142,152.42	71.07
06-1-05200-000-000	Fund Transfers to School Nutrition	50,000.00	0.00	0.00	50,000.00	100.00
06	FUND Totals:	646,500.00	72,591.32	116,310.87	530,189.13	82.00
	Report Totals:	646,500.00	72,591.32	116,310.87	530,189.13	82.00

SELECTED Data

Monthly Expense Report

Date Range: YTD thru 10/31/2019

Arranged by:
Account Number

Account	Description	Budget	October Expenditures	YTD Expenditures	Payables & Encumbrances	Unencumbered Balance	Percent Remaining
06	LUNCH FUND						
06-2-03100-110-000	SAL HOT LUNCH	165,000.00	16,137.85	27,741.51	0.00	137,258.49	83.18
06-2-03100-130-000	OTSAL	0.00	0.00	0.00	0.00	0.00	0.00
06-2-03100-210-000	HINS FOOD SERVICES	65,000.00	4,455.64	8,911.28	0.00	56,088.72	86.29
06-2-03100-220-000	FICA NON-CERT FOOD SERV	15,000.00	1,219.09	2,091.31	0.00	12,908.69	86.05
06-2-03100-230-000	RET FOOD SERVICES	17,000.00	1,524.40	2,529.53	0.00	14,470.47	85.12
06-2-03100-237-000	Increase Retire Cont.	0.00	0.00	0.00	0.00	0.00	0.00
06-2-03100-430-000	REPAIR OF EQUIPMENT	0.00	0.00	0.00	0.00	0.00	0.00
06-2-03100-610-000	SUP SUPPLIES	0.00	1,666.82	3,196.03	0.00	-3,196.03	0.00
06-2-03100-630-000	SUP FOOD	35,000.00	25,925.86	47,411.23	0.00	-12,411.23	-35.46
06-2-03100-739-000	CAP EQUIPMENT	0.00	0.00	0.00	0.00	0.00	0.00
06-2-03100-890-000	MISCELLANEOUS	0.00	89.82	227.14	0.00	-227.14	0.00
06	Current Year Account Totals:	297,000.00	51,019.48	92,108.03	0.00	204,891.97	68.98
06	FUND Totals:	297,000.00	51,019.48	92,108.03	0.00	204,891.97	68.98
	Report Totals:	297,000.00	51,019.48	92,108.03	0.00	204,891.97	68.98

Check Journal (Reprint)

Fiscal Year: 2020

Check Number	Date	Vendor ID	Vendor Name	Direct Deposit
Invoice	Invoice Date	PO Number	Ereq Num	Accrued
Account Number		Account Description	PO Date	Description
			Payable	Payment

Journal Number: 100 Check Journal Posted: 11/08/2019

Manual Checks

06 - LUNCH FUND

Bank Account :B - GSB-Hot Lunch

00000001	10/10/2019	MAGIWRT	Magic-Wrighter Inc.				
	Oct.	10/31/2019		11/08/2019	E-Funds Return		
06-2-03100-890-000			MISCELLANEOUS			-20.00	20.00
					Invoice Total:	-20.00	20.00
					Check Total:	-20.00	20.00
00000002	10/23/2019	DELUBUSI	Deluxe for Business				
	Dep. Slips	10/23/2019		11/08/2019	Deposit Books		
06-2-03100-610-000			SUP SUPPLIES			-101.00	101.00
					Invoice Total:	-101.00	101.00
					Check Total:	-101.00	101.00
			06 - LUNCH FUND			-121.00	121.00
			Total of Manual Checks			-121.00	121.00

Fund Summary

06 - LUNCH FUND		-121.00	121.00
-----------------	--	---------	--------

Payroll Summary

		Report Total:	-121.00 121.00
--	--	----------------------	----------------------------

Check Journal (Reprint)

Fiscal Year: 2020

Check Number	Date	Vendor ID	Vendor Name				Direct Deposit
Invoice	Invoice Date	PO Number	Ereq Num	PO Date	Description	Payable	Accrued
Account Number			Account Description				Payment
Journal Number: 95 Check Journal				Posted: 11/08/2019			
Computer Checks							
06 - LUNCH FUND							
Bank Account :B - GSB-Hot Lunch							
00004214	10/31/2019	CASHWA	Cash-Wa Distributing				
122080	10/31/2019			11/08/2019	FoodSupplies		
06-2-03100-610-000			SUP SUPPLIES			-733.10	733.10
06-2-03100-630-000			SUP FOOD			-12,203.19	12,203.19
					Invoice Total:	-12,936.29	12,936.29
					Check Total:	-12,936.29	12,936.29
00004215	10/31/2019	CHESTCO	Chesterman Co.				
95014295	10/31/2019			11/08/2019	Food		
06-2-03100-630-000			SUP FOOD			-653.52	653.52
					Invoice Total:	-653.52	653.52
					Check Total:	-653.52	653.52
00004216	10/31/2019	ECOLABPEST	Ecolab Pest Elimination				
7874541	10/31/2019			11/08/2019	Misc.		
06-2-03100-890-000			MISCELLANEOUS			-69.82	69.82
					Invoice Total:	-69.82	69.82
					Check Total:	-69.82	69.82
00004217	10/31/2019	HICKLUMB	Hicken Lumber Center				
319322	10/31/2019			11/08/2019	Supplies		
06-2-03100-610-000			SUP SUPPLIES			-6.29	6.29
					Invoice Total:	-6.29	6.29
					Check Total:	-6.29	6.29
00004218	10/31/2019	HILADAIRY	Hiland Dairy				
14345	10/31/2019			11/08/2019	Milk		
06-2-03100-630-000			SUP FOOD			-4,651.34	4,651.34
					Invoice Total:	-4,651.34	4,651.34
					Check Total:	-4,651.34	4,651.34
00004219	10/31/2019	PETESUPE	Peterson's Supermarket				
October	10/31/2019			11/08/2019	Food		
06-2-03100-630-000			SUP FOOD			-189.96	189.96
					Invoice Total:	-189.96	189.96
					Check Total:	-189.96	189.96
00004220	10/31/2019	USFOODS	U S Foods, Inc.				
44120491	10/31/2019			11/08/2019	Food/Supplies		
06-2-03100-610-000			SUP SUPPLIES			-826.43	826.43
06-2-03100-630-000			SUP FOOD			-8,227.85	8,227.85
					Invoice Total:	-9,054.28	9,054.28
					Check Total:	-9,054.28	9,054.28
			06 - LUNCH FUND			-27,561.50	27,561.50
			Total of Computer Checks			-27,561.50	27,561.50

Check Journal (Reprint)

Fiscal Year: 2020

Check Number Invoice Account Number	Date	Vendor ID Invoice Date	Vendor Name PO Number	Ereq Num Account Description	PO Date	Description	Payable	Direct Deposit Accrued Payment
Fund Summary								
06 - LUNCH FUND							-27,561.50	27,561.50
Payroll Summary								
Report Total:							-27,561.50	27,561.50

First State Bank - Gothenburg
 914 Lake Avenue PO Box 79
 Gothenburg, NE 69138

ACCOUNT:
 DOCUMENTS:

100101
 123

PAGE: 1
 10/31/2019

TELEPHONE: 308-537-3684

SCHOOL DISTRICT 20
 1322 AVENUE I
 GOTHENBURG NE 69138

Effective March 1, 2019, our fee schedule for demand deposit accounts will change as follows: Return Item Fee, Overdraft Item Charge, 3 Day Continuous Overdraft Fee, \$30.00 each.

PUBLIC FUNDS ACCOUNT 100101

		LAST STATEMENT 09/30/19	490,201.86
MINIMUM BALANCE	192,683.70-	3 CREDITS	913,991.04
AVG AVAILABLE BALANCE	247,669.04	126 DEBITS	1,144,550.55
AVERAGE BALANCE	247,669.04	THIS STATEMENT 10/31/19	259,642.35

DEPOSITS

REF #.....DATE.....AMOUNT	REF #.....DATE.....AMOUNT	REF #.....DATE.....AMOUNT
10/21 3,348.49		

OTHER CREDITS

DESCRIPTION	DATE	AMOUNT
General Fund xfer-bills	10/21	169,424.06
General Fund xfer-payroll	10/21	741,218.49

CHECKS

CHECK #..DATE.....AMOUNT	CHECK #..DATE.....AMOUNT	CHECK #..DATE.....AMOUNT
58265*10/01 1,572.62	58370 10/07 1,523.95	58392 10/07 600.00
58273*10/01 178.87	58371*10/18 5.80	58393 10/28 19.98
58280*10/09 2,198.00	58375 10/21 729.30	58394*10/04 81.90
58328*10/08 35.50	58376*10/08 71.73	58396 10/09 600.00
58353*10/21 25.00	58378 10/01 215.00	58397 10/15 800.00
58361 10/03 4,974.80	58379 10/22 239.00	58398*10/02 71.50
58362 10/01 115,316.53	58380*10/02 250.00	58400 10/09 210.00
58363 10/01 7,009.66	58383 10/16 318.00	58401 10/08 356.25
58364 10/01 94,722.24	58384*10/22 20.00	58402 10/10 695.00
58365*10/07 174.66	58388 10/01 870.00	58403 10/16 582.19
58368 10/02 1,509.93	58389*10/09 125.00	58404 10/23 299.00
58369 10/07 4,333.65	58391 10/04 1,530.50	58405 10/21 41.53

* * * CONTINUED * * *

TELEPHONE: 308-537-3684

SCHOOL DISTRICT 20

PUBLIC FUNDS ACCOUNT 100101

CHECKS								
CHECK #	DATE	AMOUNT	CHECK #	DATE	AMOUNT	CHECK #	DATE	AMOUNT
58406	10/21	668.10	58435	10/21	125.39	58464	10/22	26.95
58407	10/21	6,322.88	58436	10/17	835.38	58465	10/21	550.00
58408	10/17	8,876.31	58437	10/21	7,174.80	58466	10/21	36.98
58409	10/18	999.34	58438	10/18	1,974.00	58467	10/18	35.00
58410	10/23	346.63	58439	10/21	67.05	58468	10/21	2,000.00
58411	10/22	147.60	58440	10/30	135.00	58469	10/24	4,887.70
58412	10/21	404.78	58441	10/25	1,000.00	58470	10/23	113,402.95
58413	10/16	5,295.88	58442	10/18	300.50	58471	10/23	7,008.82
58414	10/17	139.50	58443	10/17	1,186.00	58472	10/28	258.29
58415	10/17	63.65	58444	10/18	3,093.55	58473	10/29	267.41
58416	10/18	954.00	58445	10/18	150.00	58474*	10/21	5,263.27
58417	10/21	1,443.15	58446	10/18	248.45	58476	10/22	99,157.96
58418	10/18	3,434.91	58447	10/25	10.00	58477	10/23	1,564.81
58419	10/21	4,726.53	58448	10/17	467.07	58478	10/22	4,333.65
58420	10/17	72.80	58449	10/21	33.74	58479	10/24	1,533.37
58421	10/17	969.20	58450	10/17	48.56	58480	10/23	510.00
58422	10/17	3,466.80	58451	10/21	12,554.66	58481	10/24	142.38
58423	10/18	50.00	58452	10/21	3,746.90	58482	10/25	400.00
58424	10/22	460.00	58453	10/22	1,073.00	58483	10/24	17,988.64
58425	10/17	5,521.92	58454	10/22	3,882.50	58484*	10/24	41.70
58426	10/21	362.32	58455	10/17	238.80	58486	10/23	76.60
58427	10/21	513.52	58456	10/23	22.99	58487	10/25	1,669.14
58428	10/17	173.26	58457	10/24	11,714.13	58488	10/30	200.00
58429	10/18	1,590.87	58458	10/21	140.98	58489	10/31	48.93
58430	10/18	488.40	58459	10/21	415.00	58490*	10/28	307.41
58431	10/18	125.00	58460	10/18	17,916.00	58492	10/24	3,725.13
58432	10/23	747.96	58461	10/21	97.32	58493	10/28	95.50
58433	10/21	39.00	58462	10/16	40.97	58494	10/29	11.85
58434	10/23	421.32	58463	10/18	44.40			

(*) INDICATES A GAP IN CHECK NUMBER SEQUENCE

DESCRIPTION	OTHER DEBITS	DATE	AMOUNT
GOTH SCHOOLS DEBIT 1		10/18	2,590.00
GOTH SCHOOLS DEBIT 1		10/18	380,561.76
Nebraska Revenue Neb Epay NB1DORXXXXX4606		10/21	17,127.51
IRS USATAXPYMT 220969495866708		10/21	118,856.98

DAILY BALANCE					
DATE	BALANCE	DATE	BALANCE	DATE	BALANCE
10/01	270,316.94	10/02	268,485.51	10/03	263,510.71

* * * C O N T I N U E D * * *

First State Bank - Gothenburg
914 Lake Avenue PO Box 79
Gothenburg, NE 69138

ACCOUNT:
DOCUMENTS:

PAGE: 3
10/31/2019
123

TELEPHONE:308-537-3684

SCHOOL DISTRICT 20

=====

PUBLIC FUNDS ACCOUNT 100101

=====

----- DAILY BALANCE -----

DATE.....	BALANCE	DATE.....	BALANCE	DATE.....	BALANCE
10/04	261,898.31	10/16	243,937.53	10/24	264,065.86
10/07	255,266.05	10/17	221,878.28	10/25	260,986.72
10/08	254,802.57	10/18	192,683.70-	10/28	260,305.54
10/09	251,669.57	10/21	537,840.65	10/29	260,026.28
10/10	250,974.57	10/22	428,499.99	10/30	259,691.28
10/15	250,174.57	10/23	304,098.91	10/31	259,642.35

SELECTED Data

Monthly Revenue Report

Arranged by:
Account Number

Date Range: YTD thru 10/31/2019

Account	Description	Budget	October Receipts	YTD Receipts	Revenue Balance	Percent Remaining
01	GENERAL FUND					
01-1-01100-000-000	Taxes Levied by School District	7,994,453.00	659,428.99	2,526,955.72	5,467,497.28	68.39
01-1-01115-000-000	Carline Taxes	0.00	0.00	0.00	0.00	0.00
01-1-01120-000-000	Public Power Dist. Sales Tax	0.00	0.00	0.00	0.00	0.00
01-1-01125-000-000	Motor Vehicle Taxes	425,000.00	31,171.08	65,227.01	359,772.99	84.65
01-1-01312-000-000	Tuition for Summer School	5,000.00	0.00	0.00	5,000.00	100.00
01-1-01370-000-000	Preschool Tuition	0.00	0.00	0.00	0.00	0.00
01-1-01510-000-000	Interest on Investments	20,000.00	2,646.16	4,532.54	15,467.46	77.33
01-1-01910-000-000	Rental of School Facilities	1,000.00	0.00	0.00	1,000.00	100.00
01-1-01911-000-000	Local License Fees	3,000.00	0.00	25.00	2,975.00	99.16
01-1-01921-000-000	Police Court Fines	0.00	0.00	0.00	0.00	0.00
01-1-01942-000-000	Textbook Fines	0.00	0.00	0.00	0.00	0.00
01-1-01990-000-000	Miscellaneous Local Revenue	1,000.00	0.00	0.00	1,000.00	100.00
01-1-02110-000-000	County Fines and Fees	70,000.00	4,180.28	10,407.45	59,592.55	85.13
01-1-02410-281-001	HSA PRINC ELEM	0.00	0.00	0.00	0.00	0.00
01-1-02710-130-000	DNU*** Route Bus OT	0.00	0.00	0.00	0.00	0.00
01-1-03110-000-000	State Aid	751,776.00	75,178.00	150,356.00	601,420.00	79.99
01-1-03120-000-000	SPED (State School Age)	440,000.00	0.00	0.00	440,000.00	100.00
01-1-03125-000-000	SPED Transportation	0.00	0.00	0.00	0.00	0.00
01-1-03130-000-000	Homestead Exemption	0.00	0.00	0.00	0.00	0.00
01-1-03131-000-000	Property Tax Credit	0.00	0.00	0.00	0.00	0.00
01-1-03132-000-000	Personal Property Tax Credit	0.00	0.00	0.00	0.00	0.00
01-1-03134-000-000	Personal Property Tax Credit RR & P	0.00	0.00	0.00	0.00	0.00
01-1-03180-000-000	Pro Rate Motor Vehicle	20,000.00	0.00	0.00	20,000.00	100.00

SELECTED Data

Monthly Revenue Report

Date Range: YTD thru 10/31/2019

Arranged by:
Account Number

Account	Description	Budget	October Receipts	YTD Receipts	Revenue Balance	Percent Remaining
01-1-03400-000-000	State Apportionment	120,000.00	0.00	0.00	120,000.00	100.00
01-1-03500-000-000	Distance Education Incentive Paymen	0.00	0.00	0.00	0.00	0.00
01-1-03535-000-000	High Ability Learners	10,000.00	7,935.00	7,935.00	2,065.00	20.65
01-1-03540-000-000	State Early Childhood	75,000.00	0.00	0.00	75,000.00	100.00
01-1-04505-000-000	Title I A	100,000.00	0.00	0.00	100,000.00	100.00
01-1-04506-000-000	Title I A Accountability	10,000.00	0.00	0.00	10,000.00	100.00
01-1-04509-000	TITLE II-GMS PMTS	0.00	0.00	0.00	0.00	0.00
01-1-04509-000-000	Title II A Teacher Training Class S	20,000.00	0.00	0.00	20,000.00	100.00
01-1-04512-000-000	IDEA Part B BASE (611)	45,000.00	0.00	0.00	45,000.00	100.00
01-1-04516-000-000	IDEA Part B PRESCHOOL (619)	0.00	0.00	0.00	0.00	0.00
01-1-04519-000-000	IDEA Enrollment Poverty (619)	120,000.00	0.00	0.00	120,000.00	100.00
01-1-04525-000-000	Carl Perkins	1,000.00	0.00	0.00	1,000.00	100.00
01-1-04708-000-000	Medicaid in Public Schools	10,000.00	0.00	0.00	10,000.00	100.00
01-1-05200-000-000	Fund Transfers to Gen Fund from Fee	20,000.00	0.00	0.00	20,000.00	100.00
01-1-05301-000-000	Insurance Adjustments	0.00	0.00	0.00	0.00	0.00
01-1-05690-000-000	Other Non-Revenue Receipts	7,500.00	300.00	300.00	7,200.00	96.00
01	FUND Totals:	10,269,729.00	780,839.51	2,765,738.72	7,503,990.28	73.06
	Report Totals:	10,269,729.00	780,839.51	2,765,738.72	7,503,990.28	73.06

SELECTED Data

Monthly Expense Report

Date Range: YTD thru 10/31/2019

Arranged by:
Account Number

Account	Description	Budget	October Expenditures	YTD Expenditures	Payables & Encumbrances	Unencumbered Balance	Percent Remaining
01	GENERAL FUND						
01-2-01100-111-001	SAL TCHR ELEM	1,375,000.00	98,372.00	196,050.00	0.00	1,178,950.00	85.74
01-2-01100-111-002	SAL TCHR SEC	1,575,000.00	131,823.27	263,830.27	0.00	1,311,169.73	83.24
01-2-01100-112-001	SAL PARA ELEM	0.00	0.00	0.00	0.00	0.00	0.00
01-2-01100-112-002	SAL PARA SEC	0.00	341.25	562.50	0.00	-562.50	0.00
01-2-01100-122-001	SAL PARA SUBS ELEM	3,000.00	0.00	0.00	0.00	3,000.00	100.00
01-2-01100-122-002	SAL PARA SUBS SEC	500.00	0.00	0.00	0.00	500.00	100.00
01-2-01100-123-001	SAL SUBS ELEM	45,000.00	6,643.13	8,058.13	0.00	36,941.87	82.09
01-2-01100-123-002	SAL SUBS SEC	45,000.00	5,394.50	6,065.00	0.00	38,935.00	86.52
01-2-01100-211-001	HINS TCHRS ELEM	390,000.00	30,210.13	60,451.91	0.00	329,548.09	84.49
01-2-01100-211-002	HINS TCHRS SEC	400,000.00	27,598.27	56,898.58	0.00	343,101.42	85.77
01-2-01100-212-001	HINS PARA ELEM	0.00	0.00	0.00	0.00	0.00	0.00
01-2-01100-212-002	HINS PARA SEC	0.00	0.00	0.00	0.00	0.00	0.00
01-2-01100-213-001	ELEM. DENTAL INS	0.00	79.79	131.86	0.00	-131.86	0.00
01-2-01100-213-002	SEC. DENTAL INS	0.00	23.79	23.79	0.00	-23.79	0.00
01-2-01100-221-001	FICA TCHRS ELEM	100,000.00	7,220.69	14,390.06	0.00	85,609.94	85.60
01-2-01100-221-002	FICA TCHRS SEC	120,000.00	9,762.06	19,538.29	0.00	100,461.71	83.71
01-2-01100-222-001	FICA PARA ELEM	0.00	0.00	0.00	0.00	0.00	0.00
01-2-01100-222-002	FICA PARA SEC	0.00	26.11	43.04	0.00	-43.04	0.00
01-2-01100-223-001	FICA SUBS ELEM	3,000.00	507.23	615.12	0.00	2,384.88	79.49
01-2-01100-223-002	FICA SUBS SEC	3,000.00	412.20	463.43	0.00	2,536.57	84.55
01-2-01100-231-001	RET TCHRS ELEM	120,000.00	9,717.02	19,365.48	0.00	100,634.52	83.86
01-2-01100-231-002	RET TCHRS SEC	155,000.00	13,021.25	26,060.65	0.00	128,939.35	83.18
01-2-01100-232-001	RET PARA ELEM	0.00	0.00	0.00	0.00	0.00	0.00

SELECTED Data

Monthly Expense Report

Date Range: YTD thru 10/31/2019

Arranged by:
Account Number

Account	Description	Budget	October Expenditures	YTD Expenditures	Payables & Encumbrances	Unencumbered Balance	Percent Remaining
01-2-01100-232-002	RET PAR SEC	0.00	0.00	0.00	0.00	0.00	0.00
01-2-01100-233-001	SUB RET	0.00	83.97	104.22	0.00	-104.22	0.00
01-2-01100-233-002	RET OTHER	0.00	94.78	120.26	0.00	-120.26	0.00
01-2-01100-237-000	Increase Retire Cont.	0.00	0.00	0.00	0.00	0.00	0.00
01-2-01100-281-000	HSA ELEM TEACH	0.00	0.00	0.00	0.00	0.00	0.00
01-2-01100-281-001	HSA TCHR ELEM	54,000.00	0.00	0.00	0.00	54,000.00	100.00
01-2-01100-281-002	HSA TCHR SEC	0.00	0.00	0.00	0.00	0.00	0.00
01-2-01100-320-000	PSP INSTRUCTION DIST	35,000.00	2,142.38	4,064.38	0.00	30,935.62	88.38
01-2-01100-320-001	PSP INSTRUCTION ELEM	20,000.00	492.00	1,317.30	0.00	18,682.70	93.41
01-2-01100-320-002	PSP INSTRUCTION SEC	20,000.00	6,010.13	6,691.38	0.00	13,308.62	66.54
01-2-01100-431-001	PSF EQUIP REPAIR ELEM	0.00	0.00	0.00	0.00	0.00	0.00
01-2-01100-431-002	PSF EQUIP REPAIR SEC	0.00	0.00	0.00	0.00	0.00	0.00
01-2-01100-580-001	PSO TRAVEL ELEM	10,000.00	0.00	0.00	0.00	10,000.00	100.00
01-2-01100-580-002	PSO TRAVEL SEC	10,000.00	1,772.52	4,657.52	0.00	5,342.48	53.42
01-2-01100-610-000	SUP GENERAL DIST	0.00	2.90	6,090.53	0.00	-6,090.53	0.00
01-2-01100-610-001	SUP GENERAL ELEM	30,000.00	1,116.61	7,533.17	0.00	22,466.83	74.88
01-2-01100-610-002	SUP GENERAL SEC	60,000.00	5,565.35	29,128.28	0.00	30,871.72	51.45
01-2-01100-640-001	SUP TEXTBOOKS ELEM	60,000.00	58,688.32	58,688.32	0.00	1,311.68	2.18
01-2-01100-640-002	SUP TEXTBOOKS SEC	60,000.00	1,340.50	1,496.32	0.00	58,503.68	97.50
01-2-01100-650-001	SUP COMPUTER HARDWARE ELEM	0.00	0.00	0.00	0.00	0.00	0.00
01-2-01100-650-002	SUP COMPUTER HARDWARE SEC	75,000.00	352.38	3,446.58	0.00	71,553.42	95.40
01-2-01100-739-000	CAP EQUIP / FURN DIST	0.00	0.00	0.00	0.00	0.00	0.00
01-2-01100-739-001	CAP EQUIP / FURN ELEM	2,500.00	696.78	696.78	0.00	1,803.22	72.12

SELECTED Data

Monthly Expense Report

Arranged by:
Account Number

Date Range: YTD thru 10/31/2019

Account	Description	Budget	October Expenditures	YTD Expenditures	Payables & Encumbrances	Unencumbered Balance	Percent Remaining
01-2-01100-739-002	CAP EQUIP / FURN SEC	2,500.00	991.56	991.56	0.00	1,508.44	60.33
01-2-01100-810-002	DUES TCHRS	1,500.00	0.00	0.00	0.00	1,500.00	100.00
01-2-01100-890-000	PSO OTHER DIST	10,000.00	0.00	92.40	0.00	9,907.60	99.07
01-2-01100-890-001	PSO OTHER ELEM	1,500.00	46.20	92.40	0.00	1,407.60	93.84
01-2-01100-890-002	PSO OTHER SEC	10,000.00	0.00	0.00	0.00	10,000.00	100.00
01-2-01115-237-000	Increase Retire Cont.	0.00	0.00	0.00	0.00	0.00	0.00
01-2-01125-237-000	Increase Retire Cont.	0.00	0.00	0.00	0.00	0.00	0.00
01-2-01150-237-000	Increase Retire Cont.	0.00	0.00	0.00	0.00	0.00	0.00
01-2-01160-111-001	SAL TCHR Poverty	280,000.00	20,190.00	40,380.00	0.00	239,620.00	85.57
01-2-01160-112-001	SAL PARA Poverty	0.00	0.00	0.00	0.00	0.00	0.00
01-2-01160-123-001	SAL SUBS Poverty	0.00	0.00	0.00	0.00	0.00	0.00
01-2-01160-211-001	HINS TCHRS Poverty	62,700.00	5,653.91	11,484.81	0.00	51,215.19	81.68
01-2-01160-212-001	HINS PARA Poverty	0.00	0.00	0.00	0.00	0.00	0.00
01-2-01160-221-001	FICA TCHRS Poverty	18,500.00	1,495.05	2,990.11	0.00	15,509.89	83.83
01-2-01160-222-001	FICA PARA Poverty	0.00	0.00	0.00	0.00	0.00	0.00
01-2-01160-223-001	FICA SUBS Poverty	0.00	0.00	0.00	0.00	0.00	0.00
01-2-01160-231-001	RET TCHRS Poverty	24,000.00	1,994.33	3,988.66	0.00	20,011.34	83.38
01-2-01160-232-001	RET PARA Poverty	0.00	0.00	0.00	0.00	0.00	0.00
01-2-01160-237-000	Increase Retire Cont	0.00	0.00	0.00	0.00	0.00	0.00
01-2-01160-281-001	HSAReg	0.00	0.00	0.00	0.00	0.00	0.00
01-2-01160-529-001	PSO POVERTY OTHER ELEM	0.00	0.00	0.00	0.00	0.00	0.00
01-2-01160-580-001	PSO POVERTY TRAVEL ELEM	0.00	0.00	0.00	0.00	0.00	0.00
01-2-01160-610-001	SUP POVERTY ELEM	0.00	0.00	0.00	0.00	0.00	0.00

SELECTED Data

Monthly Expense Report

Date Range: YTD thru 10/31/2019

Arranged by:
Account Number

Account	Description	Budget	October Expenditures	YTD Expenditures	Payables & Encumbrances	Unencumbered Balance	Percent Remaining
01-2-01160-650-001	SUP POVERTY HARDWARE	0.00	0.00	0.00	0.00	0.00	0.00
01-2-01160-730-001	CAP POVERTY EQUIP ELEM	0.00	0.00	0.00	0.00	0.00	0.00
01-2-01190-237-000	Increase Retire Cont.	0.00	0.00	0.00	0.00	0.00	0.00
01-2-01190-610-000	SUP PRESCH MATCHING	0.00	0.00	0.00	0.00	0.00	0.00
01-2-01190-730-006	CAP PRESCH EQUIP MATCH	0.00	0.00	0.00	0.00	0.00	0.00
01-2-01195-237-000	Increase Retire Cont.	0.00	0.00	0.00	0.00	0.00	0.00
01-2-01200-110-000	SAL CLER SPED	18,855.00	1,822.50	3,262.50	0.00	15,592.50	82.69
01-2-01200-111-000	SAL ADMIN SPED DIR	88,500.00	7,375.00	14,750.00	0.00	73,750.00	83.33
01-2-01200-111-001	SAL TCHR SPED ELEM	82,900.00	11,077.75	21,892.13	0.00	61,007.87	73.59
01-2-01200-111-002	SAL TCHR SPED SEC	177,752.00	14,812.00	29,624.00	0.00	148,128.00	83.33
01-2-01200-112-001	SAL PARA SPED ELEM	158,000.00	18,424.82	30,242.61	0.00	127,757.39	80.85
01-2-01200-112-002	SAL PARA SPED SEC	52,200.00	7,768.87	13,227.26	0.00	38,972.74	74.66
01-2-01200-122-001	SAL PARA SUB SPED ELEM	2,000.00	315.00	435.75	0.00	1,564.25	78.21
01-2-01200-122-002	SAL PARA SUB SPED SEC	500.00	0.00	0.00	0.00	500.00	100.00
01-2-01200-123-001	SAL SUBS SPED ELEM	9,000.00	1,355.50	1,465.50	0.00	7,534.50	83.71
01-2-01200-123-002	SAL SUBS SPED SEC	2,000.00	110.00	110.00	0.00	1,890.00	94.50
01-2-01200-130-001	Para O.T.	0.00	0.00	0.00	0.00	0.00	0.00
01-2-01200-210-000	HINS CLER SPED	7,827.00	473.02	951.70	0.00	6,875.30	87.84
01-2-01200-211-000	HINS ADMIN SPED DIR	10,451.00	1,742.15	3,484.30	0.00	6,966.70	66.66
01-2-01200-211-001	HINS TCHRS SPED ELEM	30,768.00	1,402.54	2,903.67	0.00	27,864.33	90.56
01-2-01200-211-002	HINS TCHRS SPED	36,900.00	2,806.86	5,613.72	0.00	31,286.28	84.78
01-2-01200-212-001	HINS PARA SPED ELEM	71,000.00	5,121.12	10,242.24	0.00	60,757.76	85.57
01-2-01200-212-002	HINS PARA SPED SEC	22,500.00	1,273.04	2,546.08	0.00	19,953.92	88.68

SELECTED Data

Monthly Expense Report

Date Range: YTD thru 10/31/2019

Arranged by:
Account Number

Account	Description	Budget	October Expenditures	YTD Expenditures	Payables & Encumbrances	Unencumbered Balance	Percent Remaining
01-2-01200-220-000	FICA CLER SPED	1,400.00	127.66	225.92	0.00	1,174.08	83.86
01-2-01200-221-000	FICA ADMIN SPED DIR	6,770.00	544.68	1,089.36	0.00	5,680.64	83.90
01-2-01200-221-001	FICA TCHRS SPED ELEM	6,342.00	817.79	1,614.52	0.00	4,727.48	74.54
01-2-01200-221-002	FICA TCHRS SPED SEC	13,600.00	1,106.95	2,213.90	0.00	11,386.10	83.72
01-2-01200-222-001	FICA PARA SPED ELEM	12,000.00	1,418.26	2,316.25	0.00	9,683.75	80.69
01-2-01200-222-002	FICA PARA SPED SEC	4,000.00	470.07	763.39	0.00	3,236.61	80.91
01-2-01200-223-001	FICA SUBS SPED ELEM	500.00	103.67	112.08	0.00	387.92	77.58
01-2-01200-223-002	FICA SUBS SPED SEC	150.00	8.41	8.41	0.00	141.59	94.39
01-2-01200-230-000	RET CLER SPED	1,800.00	180.02	322.26	0.00	1,477.74	82.09
01-2-01200-231-000	RET ADMIN SPED DIR	8,700.00	728.49	1,456.98	0.00	7,243.02	83.25
01-2-01200-231-001	RET TCHRS SPED ELEM	8,190.00	1,094.24	2,162.47	0.00	6,027.53	73.59
01-2-01200-231-002	RET TCHRS SPED SEC	17,500.00	1,463.10	2,926.20	0.00	14,573.80	83.27
01-2-01200-232-001	RET PARA SPED ELEM	15,500.00	1,751.52	2,918.86	0.00	12,581.14	81.16
01-2-01200-232-002	RET PARA SPED SEC	5,000.00	767.39	1,306.56	0.00	3,693.44	73.86
01-2-01200-237-000	Increase Retire Cont.	0.00	0.00	0.00	0.00	0.00	0.00
01-2-01200-280-000	HSA CLER SPED	2,000.00	0.00	0.00	0.00	2,000.00	100.00
01-2-01200-281-001	HSA TCHR SPED ELEM	0.00	0.00	0.00	0.00	0.00	0.00
01-2-01200-281-002	HSA TCHR SPED SEC	0.00	0.00	0.00	0.00	0.00	0.00
01-2-01200-282-001	HSA PARA SPED ELEM	0.00	0.00	0.00	0.00	0.00	0.00
01-2-01200-282-002	HSA PARA SPED SEC	0.00	0.00	0.00	0.00	0.00	0.00
01-2-01200-320-000	PSP SPED CONTRACTED	10,000.00	0.00	3,237.55	0.00	6,762.45	67.62
01-2-01200-320-001	PSP SPED CONTRACTED ELEM	2,500.00	0.00	0.00	0.00	2,500.00	100.00
01-2-01200-320-002	PSP SPED CONTRACTED SEC	2,500.00	0.00	0.00	0.00	2,500.00	100.00

SELECTED Data

Monthly Expense Report

Date Range: YTD thru 10/31/2019

Arranged by:
Account Number

Account	Description	Budget	October Expenditures	YTD Expenditures	Payables & Encumbrances	Unencumbered Balance	Percent Remaining
01-2-01200-330-000	PSP SPED INSERVICE DIST	0.00	3,237.55	3,237.55	0.00	-3,237.55	0.00
01-2-01200-330-001	PSP SPED INSERVICE ELEM	1,500.00	155.00	155.00	0.00	1,345.00	89.66
01-2-01200-330-002	PSP SPED INSERVICE SEC	1,500.00	0.00	0.00	0.00	1,500.00	100.00
01-2-01200-562-001	PSO SPED TUITION SEC	0.00	0.00	0.00	0.00	0.00	0.00
01-2-01200-562-002	PSO SPED TUITION -SEC	5,000.00	0.00	0.00	0.00	5,000.00	100.00
01-2-01200-580-000	PSO SPED TRAVEL DIST	100.00	0.00	0.00	0.00	100.00	100.00
01-2-01200-580-001	PSO SPED TRAVEL ELEM	1,000.00	210.00	210.00	0.00	790.00	79.00
01-2-01200-580-002	PSO SPED TRAVEL SEC	500.00	0.00	0.00	0.00	500.00	100.00
01-2-01200-610-001	SUP SPED ELEM	1,250.00	0.00	423.11	0.00	826.89	66.15
01-2-01200-610-002	SUP SPED SEC	1,250.00	3.38	51.82	0.00	1,198.18	95.85
01-2-01200-640-001	SUP SPED TEXTBOOKS ELEM	0.00	0.00	0.00	0.00	0.00	0.00
01-2-01200-640-002	SUP SPED TEXTBOOKS SEC	0.00	0.00	0.00	0.00	0.00	0.00
01-2-01200-739-001	CAP SPED FURN/EQUIP ELEM	500.00	4,295.24	7,762.04	0.00	-7,262.04	-1,452.40
01-2-01200-739-002	CAP SPED FURN/EQUIP SEC	500.00	0.00	0.00	0.00	500.00	100.00
01-2-01200-890-000	PSO SPED OTHER DIST	0.00	0.00	0.00	0.00	0.00	0.00
01-2-01200-890-001	PSO SPED OTHER ELEM	0.00	0.00	0.00	0.00	0.00	0.00
01-2-01200-890-002	PSO SPED OTHER SEC	0.00	0.00	0.00	0.00	0.00	0.00
01-2-01291-237-000	Increase Retire Cont.	0.00	0.00	0.00	0.00	0.00	0.00
01-2-01292-237-000	Increase Retire Cont.	0.00	0.00	0.00	0.00	0.00	0.00
01-2-01295-237-000	Increase Retire Cont.	0.00	0.00	0.00	0.00	0.00	0.00
01-2-01300-151-001	SAL STIP TCHR SUM ELEM	15,000.00	0.00	0.00	0.00	15,000.00	100.00
01-2-01300-151-002	SAL STIP TCHR SUM SEC	0.00	0.00	0.00	0.00	0.00	0.00
01-2-01300-152-001	SAL PARA SUM ELEM	10,000.00	0.00	0.00	0.00	10,000.00	100.00

SELECTED Data

Monthly Expense Report

Date Range: YTD thru 10/31/2019

Arranged by:
Account Number

Account	Description	Budget	October Expenditures	YTD Expenditures	Payables & Encumbrances	Unencumbered Balance	Percent Remaining
01-2-01300-211-001	HINS Summer Stipend Elem	0.00	0.00	0.00	0.00	0.00	0.00
01-2-01300-211-002	HINS Summer Stipend H.S.	0.00	0.00	0.00	0.00	0.00	0.00
01-2-01300-212-001	HINS Summer Stipend Elem Para	0.00	0.00	0.00	0.00	0.00	0.00
01-2-01300-221-001	FICA TCHRS SUM ELEM	2,000.00	0.00	0.00	0.00	2,000.00	100.00
01-2-01300-221-002	FICA TCHRS SUM SEC	0.00	0.00	0.00	0.00	0.00	0.00
01-2-01300-222-001	FICA PARA SUM ELEM	0.00	0.00	0.00	0.00	0.00	0.00
01-2-01300-229-001	FICM Summer Stipend Elem	0.00	0.00	0.00	0.00	0.00	0.00
01-2-01300-229-002	FICA Summer Stipend H.S.	0.00	0.00	0.00	0.00	0.00	0.00
01-2-01300-231-001	RET TCHRS SUM ELEM	2,500.00	0.00	0.00	0.00	2,500.00	100.00
01-2-01300-231-002	RET TCHRS SUM SEC	0.00	0.00	0.00	0.00	0.00	0.00
01-2-01300-232-001	RET PARA SUM ELEM	0.00	0.00	0.00	0.00	0.00	0.00
01-2-01300-237-000	Increase Retire Cont.	0.00	0.00	0.00	0.00	0.00	0.00
01-2-01300-239-001	Retire.Summer Stipend Elem	0.00	0.00	0.00	0.00	0.00	0.00
01-2-01300-239-002	Retire.Summer Stipend H.S.	0.00	0.00	0.00	0.00	0.00	0.00
01-2-01300-890-002	PSO DRIVER ED OTHER	0.00	0.00	0.00	0.00	0.00	0.00
01-2-01390-151-002	SAL ADDT DRIV ED	6,000.00	0.00	0.00	0.00	6,000.00	100.00
01-2-01390-221-002	FICA ADDT DRIV ED	500.00	0.00	0.00	0.00	500.00	100.00
01-2-01390-231-002	RET ADDT DRIV ED	500.00	0.00	0.00	0.00	500.00	100.00
01-2-01390-610-002	SUP DRIVER ED	0.00	0.00	0.00	0.00	0.00	0.00
01-2-01390-626-002	SUP DRIVER ED GAS/OIL	0.00	0.00	0.00	0.00	0.00	0.00
01-2-01390-640-002	SUP DRIVER ED TEXTBOOKS	0.00	0.00	0.00	0.00	0.00	0.00
01-2-01400-237-000	Increase Retire Cont.	0.00	0.00	0.00	0.00	0.00	0.00
01-2-02110-237-000	Increase Retire Cont.	0.00	0.00	0.00	0.00	0.00	0.00

SELECTED Data

Monthly Expense Report

Date Range: YTD thru 10/31/2019

Arranged by:
Account Number

Account	Description	Budget	October Expenditures	YTD Expenditures	Payables & Encumbrances	Unencumbered Balance	Percent Remaining
01-2-02120-111-001	SAL TCHR GUIDANCE ELEM	94,500.00	7,875.00	15,750.00	0.00	78,750.00	83.33
01-2-02120-111-002	SAL TCHR GUIDANCE SEC	140,142.00	11,677.00	23,354.00	0.00	116,788.00	83.33
01-2-02120-211-001	HINS TCHR GUIDANCE ELEM	18,000.00	1,507.59	3,015.18	0.00	14,984.82	83.24
01-2-02120-211-002	HINS TCHR GUIDANCE SEC	32,000.00	2,846.07	5,692.14	0.00	26,307.86	82.21
01-2-02120-221-001	FICA TCHR GUIDANCE ELEM	7,230.00	590.85	1,183.73	0.00	6,046.27	83.62
01-2-02120-221-002	FICA TCHR GUIDANCE SEC	10,721.00	854.96	1,709.92	0.00	9,011.08	84.05
01-2-02120-231-001	RET TCHR GUIDANCE ELEM	9,300.00	777.87	1,555.74	0.00	7,744.26	83.27
01-2-02120-231-002	RET TCHR GUIDANCE SEC	13,850.00	1,153.43	2,306.86	0.00	11,543.14	83.34
01-2-02120-237-000	Increase Retire Cont.	0.00	0.00	0.00	0.00	0.00	0.00
01-2-02120-320-001	PSP GUIDANCE ELEM	500.00	220.00	345.00	0.00	155.00	31.00
01-2-02120-320-002	PSP GUIDANCE SEC	2,500.00	180.00	1,219.00	0.00	1,281.00	51.24
01-2-02120-529-001	PSO GUIDANCE OTHER ELEM	500.00	0.00	0.00	0.00	500.00	100.00
01-2-02120-529-002	PSO GUIDANCE OTHER SEC	500.00	0.00	0.00	0.00	500.00	100.00
01-2-02120-580-001	PSO GUIDANCE TRAVEL ELEM	250.00	0.00	0.00	0.00	250.00	100.00
01-2-02120-580-002	PSO GUIDANCE TRAVEL SEC	250.00	182.22	182.22	0.00	67.78	27.11
01-2-02120-610-001	SUP GUIDANCE ELEM	500.00	91.77	258.27	0.00	241.73	48.34
01-2-02120-610-002	SUP GUIDANCE SEC	1,200.00	0.00	937.71	0.00	262.29	21.85
01-2-02120-730-001	CAP GUIDANCE EQUIP ELEM	0.00	0.00	0.00	0.00	0.00	0.00
01-2-02120-730-002	CAP GUIDANCE EQUIP SEC	0.00	0.00	0.00	0.00	0.00	0.00
01-2-02130-116-000	SAL PROF NURSE	40,000.00	3,500.00	7,000.00	0.00	33,000.00	82.50
01-2-02130-126-000	SAL SUB NURSE	500.00	0.00	0.00	0.00	500.00	100.00
01-2-02130-216-000	HINS PROF NURSE	20,902.00	1,474.42	2,948.84	0.00	17,953.16	85.89
01-2-02130-226-000	FICA PROF NURSE	3,000.00	263.00	526.00	0.00	2,474.00	82.46

SELECTED Data

Monthly Expense Report

Arranged by:
Account Number

Date Range: YTD thru 10/31/2019

Account	Description	Budget	October Expenditures	YTD Expenditures	Payables & Encumbrances	Unencumbered Balance	Percent Remaining
01-2-02130-236-000	RET PROF NURSE	3,900.00	345.72	691.44	0.00	3,208.56	82.27
01-2-02130-237-000	Increase Retire Cont.	0.00	0.00	0.00	0.00	0.00	0.00
01-2-02130-281-000	HSA NURSE	0.00	0.00	0.00	0.00	0.00	0.00
01-2-02130-580-000	PSO NURSE TRAVEL	250.00	0.00	0.00	0.00	250.00	100.00
01-2-02130-610-000	SUP NURSE	1,500.00	8.85	445.86	0.00	1,054.14	70.27
01-2-02130-739-000	CAP NURSE EQUIP	1,000.00	0.00	0.00	0.00	1,000.00	100.00
01-2-02130-890-000	PSO NURSE OTHER	250.00	0.00	0.00	0.00	250.00	100.00
01-2-02140-237-000	Increase Retire Cont.	0.00	0.00	0.00	0.00	0.00	0.00
01-2-02141-111-000	SAL TCHR SPED PSYCH	60,000.00	4,604.00	9,208.00	0.00	50,792.00	84.65
01-2-02141-211-000	HINS TCHR SPED PSYCH	20,902.00	1,742.15	3,484.30	0.00	17,417.70	83.33
01-2-02141-221-000	FICA TCHR SPED PSYCH	4,300.00	308.65	619.45	0.00	3,680.55	85.59
01-2-02141-231-000	RET TCHR SPED PSYCH	5,500.00	454.77	909.54	0.00	4,590.46	83.46
01-2-02141-237-000	Increase Retire Cont.	0.00	0.00	0.00	0.00	0.00	0.00
01-2-02141-320-000	PSP PSYCH DIAGNOSTICS	0.00	550.00	550.00	0.00	-550.00	0.00
01-2-02141-340-000	PSP PSYCH SUPERVISON	0.00	0.00	0.00	0.00	0.00	0.00
01-2-02141-580-000	PSO PSYCH TRAVEL	500.00	200.00	200.00	0.00	300.00	60.00
01-2-02141-610-000	SUP PSYCH	1,500.00	217.46	217.46	0.00	1,282.54	85.50
01-2-02141-739-000	CAP PSYCH EQUIP	0.00	0.00	0.00	0.00	0.00	0.00
01-2-02142-237-000	Increase Retire Cont.	0.00	0.00	0.00	0.00	0.00	0.00
01-2-02143-237-000	Increase Retire Cont.	0.00	0.00	0.00	0.00	0.00	0.00
01-2-02150-237-000	Increase Retire Cont.	0.00	0.00	0.00	0.00	0.00	0.00
01-2-02151-111-000	SAL TCHR SPED SPEECH	63,249.00	5,271.00	10,542.00	0.00	52,707.00	83.33
01-2-02151-123-000	SAL SUBS SPED SPEECH	1,000.00	55.00	55.00	0.00	945.00	94.50

SELECTED Data

Monthly Expense Report

Date Range: YTD thru 10/31/2019

Arranged by:
Account Number

Account	Description	Budget	October Expenditures	YTD Expenditures	Payables & Encumbrances	Unencumbered Balance	Percent Remaining
01-2-02151-211-000	HINS TCHR SPED SPEECH	13,800.00	977.32	1,954.64	0.00	11,845.36	85.83
01-2-02151-221-000	FICA TCHR SPED SPEECH	5,800.00	391.69	777.33	0.00	5,022.67	86.59
01-2-02151-223-000	FICA SUBS SPED SPEECH	100.00	4.21	4.21	0.00	95.79	95.79
01-2-02151-231-000	RET TCHR SPED SPEECH	6,200.00	520.66	1,041.32	0.00	5,158.68	83.20
01-2-02151-237-000	Increase Retire Cont.	0.00	0.00	0.00	0.00	0.00	0.00
01-2-02151-281-000	HSA SPED SPEECH DIST	0.00	0.00	0.00	0.00	0.00	0.00
01-2-02151-340-000	PSP SPED SPEECH/AUD DIST	15,000.00	419.36	838.72	0.00	14,161.28	94.40
01-2-02151-580-000	PSO PS TRAVEL	250.00	19.14	24.94	0.00	225.06	90.02
01-2-02151-610-000	SUP SPEECH	1,000.00	199.99	199.99	0.00	800.01	80.00
01-2-02151-730-000	CAP SPEECH FURN/EQUIP	0.00	0.00	0.00	0.00	0.00	0.00
01-2-02152-237-000	Increase Retire Cont.	0.00	0.00	0.00	0.00	0.00	0.00
01-2-02152-340-000	PSP SPED SPEECH/AUD 3-5	500.00	52.42	104.84	0.00	395.16	79.03
01-2-02153-237-000	Increase Retire Cont.	0.00	0.00	0.00	0.00	0.00	0.00
01-2-02153-340-000	PSP SPED SPEECH/AUD 0-2	1,000.00	52.42	104.84	0.00	895.16	89.51
01-2-02160-237-000	Increase Retire Cont.	0.00	0.00	0.00	0.00	0.00	0.00
01-2-02161-237-000	Increase Retire Cont.	0.00	0.00	0.00	0.00	0.00	0.00
01-2-02161-340-000	PSP SPED SCHOOLAGE OT	20,000.00	1,339.14	2,692.14	0.00	17,307.86	86.53
01-2-02162-237-000	Increase Retire Cont.	0.00	0.00	0.00	0.00	0.00	0.00
01-2-02162-340-000	PSP SPED OT 3-5	4,000.00	917.40	917.40	0.00	3,082.60	77.06
01-2-02163-237-000	Increase Retire Cont.	0.00	0.00	0.00	0.00	0.00	0.00
01-2-02163-340-000	PSP PRESCH OT 0-2	4,000.00	0.00	1,006.50	0.00	2,993.50	74.83
01-2-02170-237-000	Increase Retire Cont.	0.00	0.00	0.00	0.00	0.00	0.00
01-2-02171-237-000	Increase Retire Cont.	0.00	0.00	0.00	0.00	0.00	0.00

SELECTED Data

Monthly Expense Report

Date Range: YTD thru 10/31/2019

Arranged by:
Account Number

Account	Description	Budget	October Expenditures	YTD Expenditures	Payables & Encumbrances	Unencumbered Balance	Percent Remaining
01-2-02171-340-000	PSP SPED PT SCHOOLAGE	3,500.00	0.00	0.00	0.00	3,500.00	100.00
01-2-02172-237-000	Increase Retire Cont.	0.00	0.00	0.00	0.00	0.00	0.00
01-2-02172-340-000	PSP SPED PT 3-5	1,000.00	0.00	0.00	0.00	1,000.00	100.00
01-2-02173-237-000	Increase Retire Cont.	0.00	0.00	0.00	0.00	0.00	0.00
01-2-02173-340-000	PSP SPED PT 0-2	1,000.00	0.00	0.00	0.00	1,000.00	100.00
01-2-02180-237-000	Increase Retire Cont.	0.00	0.00	0.00	0.00	0.00	0.00
01-2-02181-237-000	Increase Retire Cont.	0.00	0.00	0.00	0.00	0.00	0.00
01-2-02181-340-000	PSP SPED VISION SCHOOLAGE	3,000.00	944.78	1,889.56	0.00	1,110.44	37.01
01-2-02182-237-000	Increase Retire Cont.	0.00	0.00	0.00	0.00	0.00	0.00
01-2-02182-340-000	PSP SPED VISION 3-5	1,000.00	0.00	0.00	0.00	1,000.00	100.00
01-2-02183-237-000	Increase Retire Cont.	0.00	0.00	0.00	0.00	0.00	0.00
01-2-02183-340-000	PSP SPED VISION 0-2	1,000.00	0.00	0.00	0.00	1,000.00	100.00
01-2-02190-111-002	SAL ADMIN ACT DIR	96,000.00	8,000.00	16,000.00	0.00	80,000.00	83.33
01-2-02190-123-002	SAL SUBS ACTIVITIES	12,000.00	2,255.00	2,310.00	0.00	9,690.00	80.75
01-2-02190-150-002	SAL NONCERT COACH	32,000.00	7,210.00	12,602.50	0.00	19,397.50	60.61
01-2-02190-151-002	SAL TCHR COACH	250,000.00	19,038.75	38,077.50	0.00	211,922.50	84.76
01-2-02190-211-002	HINS TCHR COACH /AD	20,000.00	4,099.35	8,472.40	0.00	11,527.60	57.63
01-2-02190-220-002	FICA NONCERT COACH	2,500.00	551.56	964.08	0.00	1,535.92	61.43
01-2-02190-221-002	FICA TCHR COACH /AD	26,000.00	2,018.38	4,036.31	0.00	21,963.69	84.47
01-2-02190-223-002	FICA SUBS ACTIVITIES	750.00	172.50	176.71	0.00	573.29	76.43
01-2-02190-230-002	RET NONCERT COACH	0.00	0.00	0.00	0.00	0.00	0.00
01-2-02190-231-002	RET TCHR COACH /AD	29,000.00	2,670.80	5,341.61	0.00	23,658.39	81.58
01-2-02190-233-002	ACTIVITY SUB RETIRE	0.00	24.44	24.44	0.00	-24.44	0.00

SELECTED Data

Monthly Expense Report

Date Range: YTD thru 10/31/2019

Arranged by:
Account Number

Account	Description	Budget	October Expenditures	YTD Expenditures	Payables & Encumbrances	Unencumbered Balance	Percent Remaining
01-2-02190-237-000	Increase Retire Cont.	0.00	0.00	0.00	0.00	0.00	0.00
01-2-02190-320-002	PSP ACTIVITIES	6,000.00	0.00	818.61	0.00	5,181.39	86.35
01-2-02190-580-002	PSO TRAVEL	500.00	0.00	0.00	0.00	500.00	100.00
01-2-02190-610-002	SUP ACTIVITIES	0.00	0.00	0.00	0.00	0.00	0.00
01-2-02190-730-002	CAP ACTIVITIES EQUIP	0.00	0.00	0.00	0.00	0.00	0.00
01-2-02210-237-000	Increase Retire Cont.	0.00	0.00	0.00	0.00	0.00	0.00
01-2-02211-237-000	Increase Retire Cont.	0.00	0.00	0.00	0.00	0.00	0.00
01-2-02212-111-000	SAL ADMIN T & L	85,000.00	7,083.00	14,166.00	0.00	70,834.00	83.33
01-2-02212-211-000	HINS ADMIN T & L	18,000.00	1,480.82	2,961.64	0.00	15,038.36	83.54
01-2-02212-221-000	FICA ADMIN T & L	6,500.00	507.29	1,014.58	0.00	5,485.42	84.39
01-2-02212-231-000	RET ADMIN T & L	8,400.00	699.65	1,399.30	0.00	7,000.70	83.34
01-2-02212-237-000	Increase Retire Cont.	0.00	0.00	0.00	0.00	0.00	0.00
01-2-02212-320-000	PSP T & L	10,000.00	190.00	549.99	0.00	9,450.01	94.50
01-2-02212-330-000	PSP PROF DEV DIST	2,500.00	0.00	0.00	0.00	2,500.00	100.00
01-2-02212-330-001	PSP PROF DEV ELEM	2,500.00	485.00	485.00	0.00	2,015.00	80.60
01-2-02212-330-002	PSP PROF DEV SEC	0.00	295.00	320.00	0.00	-320.00	0.00
01-2-02212-580-000	PSO T & L TRAVEL	1,000.00	619.58	619.58	0.00	380.42	38.04
01-2-02212-610-000	SUP T & L	1,000.00	97.32	892.32	0.00	107.68	10.76
01-2-02212-739-000	CAP T & L EQUIP	1,000.00	0.00	0.00	0.00	1,000.00	100.00
01-2-02212-890-000	PSO T & L OTHER	0.00	0.00	0.00	0.00	0.00	0.00
01-2-02213-237-000	Increase Retire Cont.	0.00	0.00	0.00	0.00	0.00	0.00
01-2-02214-237-000	Increase Retire Cont.	0.00	0.00	0.00	0.00	0.00	0.00
01-2-02219-237-000	Increase Retire Cont.	0.00	0.00	0.00	0.00	0.00	0.00

SELECTED Data

Monthly Expense Report

Arranged by:
Account Number

Date Range: YTD thru 10/31/2019

Account	Description	Budget	October Expenditures	YTD Expenditures	Payables & Encumbrances	Unencumbered Balance	Percent Remaining
01-2-02220-111-001	SAL TCHR LIBRARY ELEM	22,989.00	1,916.00	3,832.00	0.00	19,157.00	83.33
01-2-02220-111-002	SAL TCHR LIBRARY SEC	71,600.00	5,971.00	11,942.00	0.00	59,658.00	83.32
01-2-02220-112-001	SAL PARA LIBRARY ELEM	0.00	0.00	0.00	0.00	0.00	0.00
01-2-02220-112-002	SAL PARA LIBRARY SEC	0.00	0.00	0.00	0.00	0.00	0.00
01-2-02220-123-001	SAL SUB LIBRARY ELEM	250.00	82.50	247.50	0.00	2.50	1.00
01-2-02220-123-002	SAL SUB LIBRARY SEC	500.00	110.00	110.00	0.00	390.00	78.00
01-2-02220-211-001	HINS TCHR LIBRARY ELEM	172.00	14.48	28.96	0.00	143.04	83.16
01-2-02220-211-002	HINS TCHR LIBRARY SEC	21,000.00	1,320.35	2,640.70	0.00	18,359.30	87.42
01-2-02220-212-001	HINS PARA LIBRARY ELEM	0.00	0.00	0.00	0.00	0.00	0.00
01-2-02220-212-002	HINS PARA LIBRARY SEC	0.00	0.00	0.00	0.00	0.00	0.00
01-2-02220-221-001	FICA TCHR LIBRARY ELEM	1,750.00	143.33	286.66	0.00	1,463.34	83.61
01-2-02220-221-002	FICA TCHR LIBRARY SEC	5,500.00	430.41	860.82	0.00	4,639.18	84.34
01-2-02220-222-001	FICA PARA LIBRARY ELEM	0.00	0.00	0.00	0.00	0.00	0.00
01-2-02220-222-002	FICA PARA LIBRARY SEC	0.00	0.00	0.00	0.00	0.00	0.00
01-2-02220-223-001	FICA SUB LIBRARY ELEM	0.00	6.31	18.94	0.00	-18.94	0.00
01-2-02220-223-002	FICA SUB LIBRARY SEC	50.00	8.41	8.41	0.00	41.59	83.18
01-2-02220-231-001	RET TCHR LIBRARY ELEM	2,250.00	189.26	378.52	0.00	1,871.48	83.17
01-2-02220-231-002	RET TCHR LIBRARY SEC	7,100.00	589.81	1,179.62	0.00	5,920.38	83.38
01-2-02220-232-001	RET PARA LIBRARY ELEM	0.00	0.00	0.00	0.00	0.00	0.00
01-2-02220-232-002	RET PARA LIBRARY SEC	0.00	0.00	0.00	0.00	0.00	0.00
01-2-02220-237-000	Increase Retire Cont.	0.00	0.00	0.00	0.00	0.00	0.00
01-2-02220-281-002	HSA TCHR LIBRARY SEC	0.00	0.00	0.00	0.00	0.00	0.00
01-2-02220-320-001	PSP LIBRARY ELEM	0.00	0.00	0.00	0.00	0.00	0.00

SELECTED Data

Monthly Expense Report

Arranged by:
Account Number

Date Range: YTD thru 10/31/2019

Account	Description	Budget	October Expenditures	YTD Expenditures	Payables & Encumbrances	Unencumbered Balance	Percent Remaining
01-2-02220-320-002	PSP LIBRARY SEC	0.00	0.00	0.00	0.00	0.00	0.00
01-2-02220-580-001	PSO LIBRARY TRAVEL ELEM	100.00	0.00	0.00	0.00	100.00	100.00
01-2-02220-580-002	PSO LIBRARY TRAVEL SEC	100.00	0.00	0.00	0.00	100.00	100.00
01-2-02220-610-001	SUP LIBRARY ELEM	2,000.00	0.00	0.00	0.00	2,000.00	100.00
01-2-02220-610-002	SUP LIBRARY SEC	1,000.00	0.00	270.55	0.00	729.45	72.94
01-2-02220-640-001	SUP LIBRARY BOOKS/PERS ELEM	3,000.00	0.00	0.00	0.00	3,000.00	100.00
01-2-02220-640-002	SUP LIBRARY BOOKS/PERS SEC	5,000.00	0.00	150.46	0.00	4,849.54	96.99
01-2-02220-730-001	CAP LIBRARY EQUIP ELEM	0.00	0.00	0.00	0.00	0.00	0.00
01-2-02220-730-002	CAP LIBRARY EQUIP SEC	0.00	0.00	0.00	0.00	0.00	0.00
01-2-02220-890-001	PSO LIBRARY OTHER ELEM	0.00	0.00	0.00	0.00	0.00	0.00
01-2-02220-890-002	PSO LIBRARY OTHER SEC	0.00	0.00	0.00	0.00	0.00	0.00
01-2-02223-237-000	Increase Retire Cont.	0.00	0.00	0.00	0.00	0.00	0.00
01-2-02224-237-000	Increase Retire Cont.	0.00	0.00	0.00	0.00	0.00	0.00
01-2-02230-111-000	SAL ADMIN TECH DIR	73,500.00	6,125.00	12,250.00	0.00	61,250.00	83.33
01-2-02230-114-000	SAL PARA TECH AID	28,000.00	3,071.25	5,845.00	0.00	22,155.00	79.12
01-2-02230-130-000	Para Tech OT	0.00	0.00	0.00	0.00	0.00	0.00
01-2-02230-134-000	SAL PARA Tech OT	0.00	0.00	0.00	0.00	0.00	0.00
01-2-02230-211-000	HINS ADMIN TECH DIR	10,764.00	0.00	0.00	0.00	10,764.00	100.00
01-2-02230-214-000	HINS PARA TECH AID	7,600.00	636.52	1,273.04	0.00	6,326.96	83.24
01-2-02230-221-000	FICA ADMIN TECH DIR	5,600.00	468.56	937.12	0.00	4,662.88	83.26
01-2-02230-224-000	FICA PARA TECH AID	2,100.00	219.43	416.10	0.00	1,683.90	80.18
01-2-02230-231-000	RET ADMIN TECH DIR	7,300.00	605.02	1,210.04	0.00	6,089.96	83.42
01-2-02230-234-000	RET PARA TECH AID	2,700.00	303.37	577.36	0.00	2,122.64	78.61

SELECTED Data

Monthly Expense Report

Date Range: YTD thru 10/31/2019

Arranged by:
Account Number

Account	Description	Budget	October Expenditures	YTD Expenditures	Payables & Encumbrances	Unencumbered Balance	Percent Remaining
01-2-02230-237-000	Increase Retire Cont.	0.00	0.00	0.00	0.00	0.00	0.00
01-2-02240-237-000	Increase Retire Cont.	0.00	0.00	0.00	0.00	0.00	0.00
01-2-02290-237-000	Increase Retire Cont.	0.00	0.00	0.00	0.00	0.00	0.00
01-2-02310-237-000	Increase Retire Cont.	0.00	0.00	0.00	0.00	0.00	0.00
01-2-02310-271-000	PSO Allcap WORK COMP OTHERS	20,000.00	0.00	0.00	0.00	20,000.00	100.00
01-2-02310-315-000	PSP AUDIT	7,000.00	0.00	0.00	0.00	7,000.00	100.00
01-2-02310-317-000	PSP LEGAL SERVICES	3,000.00	174.00	324.00	0.00	2,676.00	89.20
01-2-02310-520-000	PSO Alicap LIABILITY INS	200,000.00	0.00	0.00	0.00	200,000.00	100.00
01-2-02310-520-000	PSO Alicap PROPERTY INS	0.00	0.00	0.00	0.00	0.00	0.00
01-2-02310-580-000	PSO BOE TRAVEL	2,000.00	0.00	0.00	0.00	2,000.00	100.00
01-2-02310-810-000	DUES BOE	7,500.00	0.00	1,974.00	0.00	5,526.00	73.68
01-2-02310-890-000	PSO BOE OTHER	0.00	0.00	0.00	0.00	0.00	0.00
01-2-02320-105-000	SAL ADMIN SUPT	170,000.00	14,167.00	28,334.00	0.00	141,666.00	83.33
01-2-02320-110-000	SAL CLER SUPT	18,500.00	1,822.50	3,262.50	0.00	15,237.50	82.36
01-2-02320-130-000	OT ClarSAL	2,000.00	614.25	1,059.75	0.00	940.25	47.01
01-2-02320-210-000	HINS CLER SUPT	7,800.00	632.44	1,259.22	0.00	6,540.78	83.85
01-2-02320-215-000	HINS ADMIN SUPT	0.00	0.00	0.00	0.00	0.00	0.00
01-2-02320-220-000	FICA CLER SUPT	1,400.00	170.69	299.35	0.00	1,100.65	78.61
01-2-02320-225-000	FICA ADMIN SUPT	10,500.00	1,083.77	2,167.54	0.00	8,332.46	79.35
01-2-02320-230-000	RET CLER SUPT	1,800.00	240.70	426.95	0.00	1,373.05	76.28
01-2-02320-235-000	RET ADMIN SUPT	17,000.00	1,399.39	2,798.78	0.00	14,201.22	83.53
01-2-02320-237-000	Increase Retire Cont.	0.00	0.00	0.00	0.00	0.00	0.00
01-2-02320-280-000	HSA CLER SUPT	0.00	0.00	0.00	0.00	0.00	0.00

SELECTED Data

Monthly Expense Report

Date Range: YTD thru 10/31/2019

Arranged by:
Account Number

Account	Description	Budget	October Expenditures	YTD Expenditures	Payables & Encumbrances	Unencumbered Balance	Percent Remaining
01-2-02320-580-000	PSO EXEC ADMIN TRAVEL	4,000.00	0.00	244.66	0.00	3,755.34	93.88
01-2-02320-610-000	SUP EXEC ADMIN	7,500.00	547.43	1,700.41	0.00	5,799.59	77.32
01-2-02320-739-000	CAP EXEC ADMIN EQUIP	500.00	1,187.00	1,187.00	0.00	-687.00	-137.40
01-2-02320-810-000	DUES EXEC ADMIN	0.00	795.00	1,145.00	0.00	-1,145.00	0.00
01-2-02320-890-000	PSO EXEC ADMIN OTHER	5,000.00	0.00	0.00	0.00	5,000.00	100.00
01-2-02330-237-000	Increase Retire Cont.	0.00	0.00	0.00	0.00	0.00	0.00
01-2-02410-110-001	SAL CLER PRINC ELEM	21,750.00	3,742.50	6,193.00	0.00	15,557.00	71.52
01-2-02410-110-002	SAL CLER PRINC SEC	22,500.00	2,733.75	5,062.50	0.00	17,437.50	77.50
01-2-02410-111-001	SAL ADMIN PRINC ELEM	91,000.00	7,583.00	15,166.00	0.00	75,834.00	83.33
01-2-02410-111-002	SAL ADMIN PRINC SEC	110,000.00	9,167.00	18,334.00	0.00	91,666.00	83.33
01-2-02410-120-001	SAL CLER SUB PRINC ELEM	500.00	0.00	0.00	0.00	500.00	100.00
01-2-02410-120-002	SAL CLER SUB PRINC SEC	500.00	84.00	238.88	0.00	261.12	52.22
01-2-02410-130-001	OT Clerical	0.00	0.00	0.00	0.00	0.00	0.00
01-2-02410-130-002	Sec. CLAR OT	0.00	0.00	0.00	0.00	0.00	0.00
01-2-02410-210-001	HINS CLER PRINC ELEM	7,600.00	636.52	1,273.04	0.00	6,326.96	83.24
01-2-02410-210-002	HINS CLER PRINC SEC	7,600.00	636.52	1,273.04	0.00	6,326.96	83.24
01-2-02410-211-001	HINS ADMIN PRINC ELEM	20,902.00	1,474.42	2,948.84	0.00	17,953.16	85.89
01-2-02410-211-002	HINS ADMIN PRINC SEC	20,902.00	1,474.42	2,948.84	0.00	17,953.16	85.89
01-2-02410-220-001	FICA CLER PRINC ELEM	1,600.00	285.43	472.03	0.00	1,127.97	70.49
01-2-02410-220-002	FICA CLER PRINC SEC	1,720.00	207.91	390.26	0.00	1,329.74	77.31
01-2-02410-221-001	FICA ADMIN PRINC ELEM	6,900.00	559.44	1,118.88	0.00	5,781.12	83.78
01-2-02410-221-002	FICA ADMIN PRINC SEC	8,400.00	675.65	1,351.30	0.00	7,048.70	83.91
01-2-02410-230-001	RET CLER PRINC ELEM	2,100.00	253.51	495.57	0.00	1,604.43	76.40

SELECTED Data

Monthly Expense Report

Date Range: YTD thru 10/31/2019

Arranged by:
Account Number

Account	Description	Budget	October Expenditures	YTD Expenditures	Payables & Encumbrances	Unencumbered Balance	Percent Remaining
01-2-02410-230-002	RET CLER PRINC RET	2,200.00	270.03	500.06	0.00	1,699.94	77.27
01-2-02410-231-001	RET ADMIN PRINC ELEM	8,900.00	749.03	1,498.06	0.00	7,401.94	83.16
01-2-02410-231-002	RET ADMIN PRINC SEC	11,000.00	905.50	1,811.00	0.00	9,189.00	83.53
01-2-02410-237-000	Increase Retire Cont.	0.00	0.00	0.00	0.00	0.00	0.00
01-2-02410-281-001	HSA PRINC Elem	0.00	0.00	0.00	0.00	0.00	0.00
01-2-02410-281-002	HSA PRINC SEC	0.00	0.00	0.00	0.00	0.00	0.00
01-2-02410-320-001	PSP PRINCIPAL ELEM	1,000.00	0.00	20.00	0.00	980.00	98.00
01-2-02410-320-002	PSP PRINCIPAL SEC	1,500.00	0.00	0.00	0.00	1,500.00	100.00
01-2-02410-580-001	PSO PRINCIPAL TRAVEL ELEM	1,000.00	0.00	0.00	0.00	1,000.00	100.00
01-2-02410-580-002	PSO PRINCIPAL TRAVEL SEC	1,000.00	0.00	0.00	0.00	1,000.00	100.00
01-2-02410-610-001	SUP PRINCIPAL ELEM	1,000.00	105.97	135.94	0.00	864.06	86.40
01-2-02410-610-002	SUP PRINCIPAL SEC	4,000.00	0.00	535.08	0.00	3,464.92	86.62
01-2-02410-730-001	CAP PRINCIPAL FURN ELEM	0.00	0.00	0.00	0.00	0.00	0.00
01-2-02410-730-002	CAP PRINCIPAL FURN SEC	0.00	0.00	0.00	0.00	0.00	0.00
01-2-02410-810-001	DUES PRINCIPAL ELEM	1,000.00	0.00	0.00	0.00	1,000.00	100.00
01-2-02410-810-002	DUES PRINCIPAL SEC	1,000.00	0.00	20.00	0.00	980.00	98.00
01-2-02410-890-001	PSO PRINCIPAL OTHER ELEM	0.00	0.00	0.00	0.00	0.00	0.00
01-2-02410-890-002	PSO PRINCIPAL OTHER SEC	0.00	22.20	44.40	0.00	-44.40	0.00
01-2-02490-237-000	Increase Retire Cont.	0.00	0.00	0.00	0.00	0.00	0.00
01-2-02510-116-000	SAL PROF BUSINESS MNGR	53,500.00	4,833.00	9,666.00	0.00	43,834.00	81.93
01-2-02510-216-000	HINS PROF BUSINESS MNGR	15,600.00	1,336.67	2,673.34	0.00	12,926.66	82.86
01-2-02510-226-000	FICA PROF BUSINESS MNGR	4,100.00	354.33	708.66	0.00	3,391.34	82.71
01-2-02510-236-000	RET PROF BUSINESS MNGR	5,300.00	477.39	954.78	0.00	4,345.22	81.98

SELECTED Data

Monthly Expense Report

Date Range: YTD thru 10/31/2019

Arranged by:
Account Number

Account	Description	Budget	October Expenditures	YTD Expenditures	Payables & Encumbrances	Unencumbered Balance	Percent Remaining
01-2-02510-237-000	Increase Retire Cont.	0.00	0.00	0.00	0.00	0.00	0.00
01-2-02510-320-000	PSP BUSINESS	6,000.00	29.26	52.25	0.00	5,947.75	99.12
01-2-02510-340-000	PSP BUSINESS FLEX PAY	2,500.00	168.00	486.00	0.00	2,014.00	80.56
01-2-02510-351-000	PSP BUSINESS DATA PROCESS	1,500.00	76.60	149.40	0.00	1,350.60	90.04
01-2-02510-382-000	PSP BUSINESS TELECOMMUNIC	20,000.00	2,837.44	5,674.24	0.00	14,325.76	71.62
01-2-02510-440-000	PSF COPIER/LEASE	40,000.00	1,590.87	3,211.94	0.00	36,788.06	91.97
01-2-02510-531-000	PSO BUSINESS POSTAGE	10,000.00	0.00	1,017.23	0.00	8,982.77	89.82
01-2-02510-540-000	PSO BUSINESS ADVRT PRNTNG	5,000.00	29.84	858.46	0.00	4,141.54	82.83
01-2-02510-610-000	SUP BUSINESS	0.00	0.00	0.00	0.00	0.00	0.00
01-2-02510-730-000	CAP BUSINESS EQUIP	0.00	0.00	0.00	0.00	0.00	0.00
01-2-02510-890-000	PSO BUSINESS OTHER	0.00	0.00	4,412.80	0.00	-4,412.80	0.00
01-2-02515-237-000	Increase Retire Cont.	0.00	0.00	0.00	0.00	0.00	0.00
01-2-02520-237-000	Increase Retire Cont.	0.00	0.00	0.00	0.00	0.00	0.00
01-2-02530-237-000	Increase Retire Cont.	0.00	0.00	0.00	0.00	0.00	0.00
01-2-02540-237-000	Increase Retire Cont.	0.00	0.00	0.00	0.00	0.00	0.00
01-2-02560-237-000	Increase Retire Cont.	0.00	0.00	0.00	0.00	0.00	0.00
01-2-02570-237-000	Increase Retire Cont.	0.00	0.00	0.00	0.00	0.00	0.00
01-2-02580-237-000	Increase Retire Cont.	0.00	0.00	0.00	0.00	0.00	0.00
01-2-02590-237-000	Increase Retire Cont.	0.00	0.00	0.00	0.00	0.00	0.00
01-2-02610-110-000	SAL NONCRT CUST	205,000.00	17,490.89	32,246.02	0.00	172,753.98	84.27
01-2-02610-120-000	SAL NONCRT CUST SUMMER	0.00	0.00	0.00	0.00	0.00	0.00
01-2-02610-130-000	SAL OT NONCRT CUST	40,000.00	4,178.19	6,384.99	0.00	33,615.01	84.03
01-2-02610-210-000	HINS NONCRT CUST	64,000.00	4,231.78	8,467.56	0.00	55,532.44	86.76

SELECTED Data

Monthly Expense Report

Arranged by:
Account Number

Date Range: YTD thru 10/31/2019

Account	Description	Budget	October Expenditures	YTD Expenditures	Payables & Encumbrances	Unencumbered Balance	Percent Remaining
01-2-02610-220-000	FICA NONCRT CUST	15,000.00	1,644.35	2,928.55	0.00	12,071.45	80.47
01-2-02610-230-000	RET NONCRT CUST	21,000.00	2,140.42	3,815.88	0.00	17,184.12	81.82
01-2-02610-237-000	Increase Retire Cont.	0.00	0.00	0.00	0.00	0.00	0.00
01-2-02610-270-000	PSO Alicap WORK COMP CUST	9,000.00	0.00	0.00	0.00	9,000.00	100.00
01-2-02610-410-000	PSF WATER & SEWER	10,000.00	1,734.66	2,698.25	0.00	7,301.75	73.01
01-2-02610-610-000	SUP CUSTODIAL	55,000.00	1,085.63	13,621.58	0.00	41,378.42	75.23
01-2-02610-621-000	SUP FUEL	60,000.00	2,232.39	2,900.49	0.00	57,099.51	95.16
01-2-02610-622-000	SUP ELECTRICITY	150,000.00	15,591.80	31,261.55	0.00	118,738.45	79.15
01-2-02610-739-000	CAP CUSTODIAL EQUIP	16,000.00	0.00	0.00	0.00	16,000.00	100.00
01-2-02610-890-000	PSO CUSTODIAL OTHER	17,500.00	1,817.61	3,327.81	0.00	14,172.19	80.98
01-2-02620-110-000	SAL NONCRT MAINT	89,000.00	6,231.88	12,671.58	0.00	76,328.42	85.76
01-2-02620-120-000	SAL NONCRT MAINT SUMMER	0.00	0.00	0.00	0.00	0.00	0.00
01-2-02620-130-000	SAL OT NONCRT MAINT	0.00	2,292.19	3,074.59	0.00	-3,074.59	0.00
01-2-02620-210-000	HINS NONCRT MAINT	29,000.00	3,131.52	6,263.04	0.00	22,736.96	78.40
01-2-02620-220-000	FICA NONCRT MAINT	68,000.00	638.32	1,176.89	0.00	66,823.11	98.26
01-2-02620-230-000	RET NONCRT MAINT	8,800.00	841.99	1,555.37	0.00	7,244.63	82.32
01-2-02620-237-000	Increase Retire Cont.	0.00	0.00	0.00	0.00	0.00	0.00
01-2-02620-270-000	PSO Alicap WORK COMP MAINT	0.00	0.00	0.00	0.00	0.00	0.00
01-2-02620-320-000	PSP MAINTENANCE	150,000.00	12,513.90	33,890.04	0.00	116,109.96	77.40
01-2-02620-733-000	CAP BUILDING EQUIP	75,000.00	0.00	26,792.31	0.00	48,207.69	64.27
01-2-02620-890-000	PSO MAINTENANCE OTHER	0.00	0.00	0.00	0.00	0.00	0.00
01-2-02630-237-000	Increase Retire Cont.	0.00	0.00	0.00	0.00	0.00	0.00
01-2-02640-237-000	Increase Retire Cont.	0.00	0.00	0.00	0.00	0.00	0.00

SELECTED Data

Monthly Expense Report

Date Range: YTD thru 10/31/2019

Arranged by:
Account Number

Account	Description	Budget	October Expenditures	YTD Expenditures	Payables & Encumbrances	Unencumbered Balance	Percent Remaining
01-2-02650-237-000	Increase Retire Cont.	0.00	0.00	0.00	0.00	0.00	0.00
01-2-02660-237-000	Increase Retire Cont.	0.00	0.00	0.00	0.00	0.00	0.00
01-2-02660-320-000	PSP SECURITY	1,000.00	0.00	307.80	0.00	692.20	69.22
01-2-02660-610-000	SUP SECURITY	5,000.00	0.00	0.00	0.00	5,000.00	100.00
01-2-02660-720-000	CAP SECURITY EQUIP	5,000.00	0.00	0.00	0.00	5,000.00	100.00
01-2-02670-237-000	Increase Retire Cont.	0.00	0.00	0.00	0.00	0.00	0.00
01-2-02670-320-000	PSP SAFETY	1,000.00	815.00	1,060.00	0.00	-60.00	-6.00
01-2-02670-610-000	SUP SAFETY	0.00	15.69	15.69	0.00	-15.69	0.00
01-2-02670-730-000	CAP SAFETY EQUIP	0.00	0.00	0.00	0.00	0.00	0.00
01-2-02680-237-000	Increase Retire Cont.	0.00	0.00	0.00	0.00	0.00	0.00
01-2-02710-110-000	SAL NONCRT ROUTE DRIVER	65,000.00	6,809.70	11,665.52	0.00	53,334.48	82.05
01-2-02710-111-000	SAL CERT ACT DRIVER	0.00	0.00	0.00	0.00	0.00	0.00
01-2-02710-120-000	SAL NONCRT ACT DRIVER	30,000.00	4,475.64	5,308.20	0.00	24,691.80	82.30
01-2-02710-130-000	Route Bus OT	8,000.00	5,104.54	5,754.34	0.00	2,245.66	28.07
01-2-02710-210-000	HINS NONCRT TRANPO	21,000.00	2,051.19	3,960.75	0.00	17,039.25	81.13
01-2-02710-211-000	HINS CERT ACT DRIVER	0.00	0.00	0.00	0.00	0.00	0.00
01-2-02710-220-000	FICA NONCRT TRANPO	7,500.00	1,252.10	1,735.40	0.00	5,764.60	76.86
01-2-02710-221-000	FICA CERT ACT DRIVER	0.00	0.00	0.00	0.00	0.00	0.00
01-2-02710-230-000	RET NONCRT TRANPO	7,500.00	959.82	1,503.67	0.00	5,996.33	79.95
01-2-02710-231-000	RETIRE CERT ACT DRIVER	0.00	0.00	0.00	0.00	0.00	0.00
01-2-02710-237-000	Increase Retire Cont.	0.00	0.00	0.00	0.00	0.00	0.00
01-2-02710-270-000	PSO Alicap WORK COMP DRIVERS	0.00	0.00	0.00	0.00	0.00	0.00
01-2-02710-320-000	PSP TRANSPORTATION	5,000.00	0.00	0.00	0.00	5,000.00	100.00

SELECTED Data

Monthly Expense Report

Arranged by:
Account Number

Date Range: YTD thru 10/31/2019

Account	Description	Budget	October Expenditures	YTD Expenditures	Payables & Encumbrances	Unencumbered Balance	Percent Remaining
01-2-02710-332-000	PSP MILEAGE PARENTS	4,000.00	468.69	1,150.42	0.00	2,849.58	71.23
01-2-02710-430-000	PSF EQUIP REPAIR BUS	20,000.00	1,753.47	2,702.22	0.00	17,297.78	86.48
01-2-02710-431-000	PSF EQUIP REPAIR MAINT	1,000.00	0.00	0.00	0.00	1,000.00	100.00
01-2-02710-520-000	PSO Allcap VEHICLE INS	0.00	0.00	0.00	0.00	0.00	0.00
01-2-02710-610-000	SUP TRANSP TIRES / PARTS	20,000.00	6,455.55	8,635.34	0.00	11,364.66	56.82
01-2-02710-626-000	SUP GAS AND OIL	55,000.00	4,498.28	11,549.95	0.00	43,450.05	79.00
01-2-02710-732-000	CAP TRANSP BUS REPLACE	25,000.00	0.00	0.00	0.00	25,000.00	100.00
01-2-02710-890-000	PSO TRANSPORTATION OTHER	2,500.00	276.88	1,068.26	0.00	1,431.74	57.26
01-2-02711-237-000	Increase Retire Cont.	0.00	0.00	0.00	0.00	0.00	0.00
01-2-02712-237-000	Increase Retire Cont.	0.00	0.00	0.00	0.00	0.00	0.00
01-2-02713-237-000	Increase Retire Cont.	0.00	0.00	0.00	0.00	0.00	0.00
01-2-02714-237-000	Increase Retire Cont.	0.00	0.00	0.00	0.00	0.00	0.00
01-2-02720-237-000	Increase Retire Cont.	0.00	0.00	0.00	0.00	0.00	0.00
01-2-02721-237-000	Increase Retire Cont.	0.00	0.00	0.00	0.00	0.00	0.00
01-2-02722-237-000	Increase Retire Cont.	0.00	0.00	0.00	0.00	0.00	0.00
01-2-02723-237-000	Increase Retire Cont.	0.00	0.00	0.00	0.00	0.00	0.00
01-2-02724-237-000	Increase Retire Cont.	0.00	0.00	0.00	0.00	0.00	0.00
01-2-02730-237-000	Increase Retire Cont.	0.00	0.00	0.00	0.00	0.00	0.00
01-2-02731-237-000	Increase Retire Cont.	0.00	0.00	0.00	0.00	0.00	0.00
01-2-02732-237-000	Increase Retire Cont.	0.00	0.00	0.00	0.00	0.00	0.00
01-2-02733-237-000	Increase Retire Cont.	0.00	0.00	0.00	0.00	0.00	0.00
01-2-02734-237-000	Increase Retire Cont.	0.00	0.00	0.00	0.00	0.00	0.00
01-2-02790-237-000	Increase Retire Cont.	0.00	0.00	0.00	0.00	0.00	0.00

SELECTED Data

Monthly Expense Report

Date Range: YTD thru 10/31/2019

Arranged by:
Account Number

Account	Description	Budget	October Expenditures	YTD Expenditures	Payables & Encumbrances	Unencumbered Balance	Percent Remaining
01-2-02791-237-000	Increase Retire Cont.	0.00	0.00	0.00	0.00	0.00	0.00
01-2-02792-237-000	Increase Retire Cont.	0.00	0.00	0.00	0.00	0.00	0.00
01-2-02792-332-000	PSP SPED MILGE PRNTS SA	0.00	0.00	0.00	0.00	0.00	0.00
01-2-02793-237-000	Increase Retire Cont.	0.00	0.00	0.00	0.00	0.00	0.00
01-2-02793-332-000	PSP SPED MLGE PRNTS B-5	0.00	0.00	0.00	0.00	0.00	0.00
01-2-02794-237-000	Increase Retire Cont.	0.00	0.00	0.00	0.00	0.00	0.00
01-2-02900-237-000	Increase Retire Cont.	0.00	0.00	0.00	0.00	0.00	0.00
01-2-03300-159-001	SAL STIP After School	0.00	0.00	0.00	0.00	0.00	0.00
01-2-03300-221-001	FICA AFTER SCHOOL	0.00	0.00	0.00	0.00	0.00	0.00
01-2-03300-231-001	RET AFTER SCHOOL	0.00	0.00	0.00	0.00	0.00	0.00
01-2-03300-237-000	Increase Retire Cont.	0.00	0.00	0.00	0.00	0.00	0.00
01-2-03300-529-000	PSO AFTER SCHOOL OTHER	0.00	0.00	0.00	0.00	0.00	0.00
01-2-03300-569-001	PSO AFTER SCHOOL TUITION	2,000.00	95.50	95.50	0.00	1,904.50	95.22
01-2-03300-610-000	SUP AFTER SCHOOL	0.00	0.00	0.00	0.00	0.00	0.00
01-2-03300-730-000	CAP AFTER SCHOOL EQUIP	0.00	0.00	0.00	0.00	0.00	0.00
01-2-03400-237-000	Increase Retire Cont.	0.00	0.00	0.00	0.00	0.00	0.00
01-2-03500-237-000	Increase Retire Cont.	0.00	0.00	0.00	0.00	0.00	0.00
01-2-03512-237-000	Increase Retire Cont.	0.00	0.00	0.00	0.00	0.00	0.00
01-2-03535-111-001	SAL TCHR HAL	23,000.00	1,916.00	3,832.00	0.00	19,168.00	83.33
01-2-03535-123-001	SAL SUBS HAL	0.00	0.00	0.00	0.00	0.00	0.00
01-2-03535-211-001	HINS TCHR HAL	172.00	14.48	28.96	0.00	143.04	83.16
01-2-03535-221-001	FICA TCHRS HAL	1,759.00	143.32	286.64	0.00	1,472.36	83.70
01-2-03535-223-001	FICA SUBS HAL	0.00	0.00	0.00	0.00	0.00	0.00

SELECTED Data

Monthly Expense Report

Date Range: YTD thru 10/31/2019

Arranged by:
Account Number

Account	Description	Budget	October Expenditures	YTD Expenditures	Payables & Encumbrances	Unencumbered Balance	Percent Remaining
01-2-03535-231-001	RET TCHRS HAL	2,271.00	189.26	378.52	0.00	1,892.48	83.33
01-2-03535-237-000	Increase Retire Cont.	0.00	0.00	0.00	0.00	0.00	0.00
01-2-03540-111-006	SAL ADMIN PRESCH DIR	15,000.00	1,250.00	2,500.00	0.00	12,500.00	83.33
01-2-03540-111-006	SAL TCHR PRESCH STATE	47,400.00	3,953.00	7,906.00	0.00	39,494.00	83.32
01-2-03540-112-006	SAL PARA PRESCH STATE	11,550.00	0.00	0.00	0.00	11,550.00	100.00
01-2-03540-120-006	SAL PARA SUB PRESCH STATE	0.00	0.00	0.00	0.00	0.00	0.00
01-2-03540-123-006	SAL SUBS PRESCH STATE	750.00	330.00	330.00	0.00	420.00	56.00
01-2-03540-211-006	HINS ADMIN PRESCH DIR	3,135.00	1,567.86	3,135.72	0.00	-0.72	-0.02
01-2-03540-211-006	HINS TCHR PRESCH STATE	15,677.00	0.00	0.00	0.00	15,677.00	100.00
01-2-03540-212-006	HINS PARA PRESCH STATE	5,726.00	0.00	0.00	0.00	5,726.00	100.00
01-2-03540-213-006	Preschool Para Health	0.00	98.59	98.59	0.00	-98.59	0.00
01-2-03540-220-006	FICA PARA SUB PRESCH STATE	0.00	0.00	0.00	0.00	0.00	0.00
01-2-03540-221-006	FICA ADMIN PRESCH DIR	1,148.00	381.32	762.64	0.00	385.36	33.56
01-2-03540-221-006	FICA TCHR PRESCH STATE	3,629.00	0.00	0.00	0.00	3,629.00	100.00
01-2-03540-222-006	FICA PARA PRESCH STATE	884.00	0.00	0.00	0.00	884.00	100.00
01-2-03540-223-006	FICA SUBS PRESCH STATE	0.00	24.62	24.62	0.00	-24.62	0.00
01-2-03540-231-006	RET ADMIN PRESCH DIR	1,482.00	513.94	1,027.88	0.00	454.12	30.64
01-2-03540-231-006	RET TCHR PRESCH STATE	4,687.00	0.00	0.00	0.00	4,687.00	100.00
01-2-03540-232-006	RET PARA PRESCH STATE	1,141.00	0.00	0.00	0.00	1,141.00	100.00
01-2-03540-237-000	Increase Retire Cont.	0.00	0.00	0.00	0.00	0.00	0.00
01-2-03540-320-000	PSP PRESCH	5,000.00	149.20	317.60	0.00	4,682.40	93.64
01-2-03540-580-006	PSO PRESCH TRAVEL	250.00	0.00	0.00	0.00	250.00	100.00
01-2-03540-610-000	SUP PRESCH	500.00	0.00	0.00	0.00	500.00	100.00

SELECTED Data

Monthly Expense Report

Arranged by:
Account Number

Date Range: YTD thru 10/31/2019

Account	Description	Budget	October Expenditures	YTD Expenditures	Payables & Encumbrances	Unencumbered Balance	Percent Remaining
01-2-03540-739-006	CAP PRESCH EQUIP	0.00	0.00	0.00	0.00	0.00	0.00
01-2-03540-890-006	PSO PRESCH OTHER	0.00	0.00	0.00	0.00	0.00	0.00
01-2-03541-237-000	Increase Retire Cont.	0.00	0.00	0.00	0.00	0.00	0.00
01-2-03541-320-000	PSP PRESCH STARTUP	0.00	0.00	0.00	0.00	0.00	0.00
01-2-03541-529-000	PSO PRESCH STARTUP OTHER	0.00	0.00	0.00	0.00	0.00	0.00
01-2-03541-610-000	SUP PRESCH STARTUP	0.00	0.00	0.00	0.00	0.00	0.00
01-2-03541-640-000	SUP PRESCH START TEXTS	0.00	0.00	0.00	0.00	0.00	0.00
01-2-03541-730-000	CAP PRESCH STARTUP EQUIP	0.00	0.00	0.00	0.00	0.00	0.00
01-2-03551-237-000	Increase Retire Cont.	0.00	0.00	0.00	0.00	0.00	0.00
01-2-03570-237-000	Increase Retire Cont.	0.00	0.00	0.00	0.00	0.00	0.00
01-2-03575-237-000	Increase Retire Cont.	0.00	0.00	0.00	0.00	0.00	0.00
01-2-03590-237-000	Increase Retire Cont.	0.00	0.00	0.00	0.00	0.00	0.00
01-2-04700-450-000	PSF CONTRACT BLDNG IMPROV	0.00	0.00	0.00	0.00	0.00	0.00
01-2-06200-111-001	SAL TCHR TITLE IA	104,000.00	8,663.00	17,326.00	0.00	86,674.00	83.34
01-2-06200-123-001	SAL SUBS TITLE IA	0.00	0.00	0.00	0.00	0.00	0.00
01-2-06200-211-001	HINS TCHR TITLE IA	32,000.00	3,269.27	6,538.54	0.00	25,461.46	79.56
01-2-06200-221-001	FICA TCHR TITLE IA	8,000.00	628.38	1,256.76	0.00	6,743.24	84.29
01-2-06200-223-001	FICA SUBS TITLE IA	0.00	0.00	0.00	0.00	0.00	0.00
01-2-06200-231-001	RET TCHR TITLE IA	10,000.00	855.72	1,711.44	0.00	8,288.56	82.88
01-2-06200-237-000	Increase Retire Cont.	0.00	0.00	0.00	0.00	0.00	0.00
01-2-06200-281-001	HSA TITLE IA ELEM	0.00	0.00	0.00	0.00	0.00	0.00
01-2-06200-320-001	PSP TITLE IA	0.00	0.00	0.00	0.00	0.00	0.00
01-2-06200-529-001	PSO TITLE IA OTHER	0.00	0.00	0.00	0.00	0.00	0.00

SELECTED Data

Monthly Expense Report

Date Range: YTD thru 10/31/2019

Arranged by:
Account Number

Account	Description	Budget	October Expenditures	YTD Expenditures	Payables & Encumbrances	Unencumbered Balance	Percent Remaining
01-2-06200-580-001	PSO TITLE IA TRAVEL	0.00	0.00	0.00	0.00	0.00	0.00
01-2-06200-610-001	SUP TITLE IA	0.00	0.00	0.00	0.00	0.00	0.00
01-2-06200-640-001	SUP TITLE IA TEXTBOOKS	0.00	0.00	0.00	0.00	0.00	0.00
01-2-06200-650-001	SUP TITLE IA HARDWARE	0.00	0.00	0.00	0.00	0.00	0.00
01-2-06200-730-001	CAP TITLE IA EQUIP	0.00	0.00	0.00	0.00	0.00	0.00
01-2-06200-735-001	CAP TITLE IA SOFTWARE	0.00	0.00	0.00	0.00	0.00	0.00
01-2-06210-320-001	PSP TITLE I ACCNTBLTY	0.00	0.00	0.00	0.00	0.00	0.00
01-2-06210-650-001	SUP TITLE I ACCNTBLTY	0.00	0.00	0.00	0.00	0.00	0.00
01-2-06210-735-001	CAP TITLE I ACCNTBLTY SOFTWARE	0.00	0.00	0.00	0.00	0.00	0.00
01-2-06310-111-001	SAL TCHR TITLE IIA	16,900.00	1,408.00	2,816.00	0.00	14,084.00	83.33
01-2-06310-123-001	SAL SUBS TITLE IIA	0.00	0.00	0.00	0.00	0.00	0.00
01-2-06310-211-001	HINS TCHR TITLE IIA	3,000.00	427.64	855.28	0.00	2,144.72	71.49
01-2-06310-221-001	FICA TCHR TITLE IIA	1,300.00	107.72	215.44	0.00	1,084.56	83.42
01-2-06310-223-001	FICA SUBS TITLE IIA	0.00	0.00	0.00	0.00	0.00	0.00
01-2-06310-231-001	RET TCHR TITLE IIA	1,700.00	139.08	278.16	0.00	1,421.84	83.63
01-2-06310-237-000	Increase Retire Cont.	0.00	0.00	0.00	0.00	0.00	0.00
01-2-06310-529-000	PSO TITLE IIA OTHER	0.00	0.00	0.00	0.00	0.00	0.00
01-2-06403-111-000	SAL TCHR IDEA BASE	0.00	0.00	0.00	0.00	0.00	0.00
01-2-06403-211-000	HINS TCHR IDEA BASE	0.00	0.00	0.00	0.00	0.00	0.00
01-2-06403-221-000	FICA TCHR IDEA BASE	0.00	0.00	0.00	0.00	0.00	0.00
01-2-06403-231-000	RET TCHR IDEA BASE	0.00	0.00	0.00	0.00	0.00	0.00
01-2-06403-237-000	Increase Retire Cont.	0.00	0.00	0.00	0.00	0.00	0.00
01-2-06403-281-000	HSA IDEA BASE ELEM	0.00	0.00	0.00	0.00	0.00	0.00

SELECTED Data

Monthly Expense Report

Arranged by:
Account Number

Date Range: YTD thru 10/31/2019

Account	Description	Budget	October Expenditures	YTD Expenditures	Payables & Encumbrances	Unencumbered Balance	Percent Remaining
01-2-06403-320-000	PSP IDEA BASE	0.00	0.00	0.00	0.00	0.00	0.00
01-2-06403-580-000	PSO IDEA BASE TRAVEL	0.00	0.00	0.00	0.00	0.00	0.00
01-2-06403-610-000	SUP IDEA BASE	0.00	0.00	0.00	0.00	0.00	0.00
01-2-06406-111-000	SAL TCHR IDEA PS BASE	3,100.00	253.00	506.00	0.00	2,594.00	83.67
01-2-06406-211-000	HINS TCHR IDEA PS BASE	1,000.00	83.62	167.24	0.00	832.76	83.27
01-2-06406-221-000	FICA TCHR IDEA PS BASE	250.00	18.68	37.36	0.00	212.64	85.05
01-2-06406-231-000	RET TCHR IDEA PS BASE	300.00	24.99	49.98	0.00	250.02	83.34
01-2-06406-237-000	Increase Retire Cont.	0.00	0.00	0.00	0.00	0.00	0.00
01-2-06406-610-000	SUP IDEA PRESCH	0.00	0.00	0.00	0.00	0.00	0.00
01-2-06410-111-000	SAL TCHR IDEA ENR POV	105,500.00	6,418.00	12,836.00	0.00	92,664.00	87.83
01-2-06410-211-000	HINS TCHR IDEA ENR POV	36,000.00	3,047.00	6,094.00	0.00	29,906.00	83.07
01-2-06410-221-000	FICA TCHR IDEA ENR POV	8,100.00	467.70	935.30	0.00	7,164.70	88.45
01-2-06410-231-000	RET TCHR IDEA ENR POV	10,500.00	633.96	1,267.92	0.00	9,232.08	87.92
01-2-06410-237-000	Increase Retire Cont.	0.00	0.00	0.00	0.00	0.00	0.00
01-2-06410-340-000	PSP IDEA ENR POV	0.00	0.00	0.00	0.00	0.00	0.00
01-2-06410-529-000	PSO IDEA ENR POV OTHER	0.00	0.00	0.00	0.00	0.00	0.00
01-2-06410-610-000	SUP IDEA ENR POV	0.00	0.00	0.00	0.00	0.00	0.00
01-2-06410-730-000	CAP IDEA ENR POV EQUIP	0.00	0.00	0.00	0.00	0.00	0.00
01-2-06412-300-000	PSP IDEA NON-PUBLIC	0.00	0.00	0.00	0.00	0.00	0.00
01-2-06450-320-000	PSP MEDICAID OUTREACH	250.00	0.00	0.00	0.00	250.00	100.00
01-2-06700-610-002	SUP CARL PERKINS	0.00	0.00	0.00	0.00	0.00	0.00
01-2-06700-739-002	CAP CARL PERKINS EQUIP	1,000.00	0.00	0.00	0.00	1,000.00	100.00
01-2-06700-890-000	PSO CARL PERKINS OTHER	0.00	0.00	0.00	0.00	0.00	0.00

SELECTED Data

Monthly Expense Report

Arranged by:
Account Number

Date Range: YTD thru 10/31/2019

Account	Description	Budget	October Expenditures	YTD Expenditures	Payables & Encumbrances	Unencumbered Balance	Percent Remaining
01-2-06969-610-000	Title IV A Supplies	0.00	0.00	0.00	0.00	0.00	0.00
01	01 Current Year Account Totals:	10,518,261.00	892,687.00	1,755,018.37	0.00	8,763,242.63	83.31
	FUND Totals:	10,518,261.00	892,687.00	1,755,018.37	0.00	8,763,242.63	83.31
	Report Totals:	10,518,261.00	892,687.00	1,755,018.37	0.00	8,763,242.63	83.31

Check Journal

Fiscal Year: 2020

Check Number Invoice Account Number	Date Invoice Date	Vendor ID PO Number	Vendor Name Ereq Num Account Description	PO Date	Description	Payable	Direct Deposit Accrued Payment
Journal Number: 45		Check Journal		Posted: 10/16/2019			
Computer Checks							
01 - GENERAL FUND							
Bank Account :A - FSB-General Fund							
00058461	10/14/2019	ALLIJONA	Allison Jonas				
Supplies	10/14/2019			10/14/2019	Supplies		
01-2-02212-610-000			SUP T & L			-97.32	97.32
					Invoice Total:	-97.32	97.32
					Check Total:	-97.32	97.32
00058462	10/14/2019	BECKCOST	Becky Costello				
Fuel	10/14/2019			10/14/2019	Fuel		
01-2-02710-626-000			SUP GAS AND OIL			-40.97	40.97
					Invoice Total:	-40.97	40.97
					Check Total:	-40.97	40.97
00058463	10/14/2019	DAYDONUT	Daylight Donut Shop				
992327	10/14/2019			10/14/2019	Supplies		
01-2-01100-610-002			SUP GENERAL SEC			-44.40	44.40
					Invoice Total:	-44.40	44.40
					Check Total:	-44.40	44.40
00058464	10/14/2019	KORTBURN	Kortni Burnett				
Supplies	10/14/2019			10/14/2019	Supplies		
01-2-01100-610-002			SUP GENERAL SEC			-26.95	26.95
					Invoice Total:	-26.95	26.95
					Check Total:	-26.95	26.95
00058465	10/14/2019	NCSPEARS	NCS Pearson, Inc.				
7042795	10/14/2019			10/14/2019	Renewal		
01-2-02141-320-000			PSP PSYCH DIAGNOSTICS			-550.00	550.00
					Invoice Total:	-550.00	550.00
					Check Total:	-550.00	550.00
00058466	10/14/2019	SCHOSPEC	School Specialty Inc.				
208123110637	10/14/2019			10/14/2019	Supplies		
01-2-02410-610-001			SUP PRINCIPAL ELEM			-36.98	36.98
					Invoice Total:	-36.98	36.98
					Check Total:	-36.98	36.98
00058467	10/14/2019	SHARANDR	Sharon Andres				
Fuel	10/14/2019			10/14/2019	Fuel		
01-2-02710-626-000			SUP GAS AND OIL			-35.00	35.00
					Invoice Total:	-35.00	35.00
					Check Total:	-35.00	35.00
00058468	10/18/2019	RICKSIMM	Ricky Simmons				
October	10/18/2019			10/16/2019	Purchased Services		
01-2-01100-320-000			PSP INSTRUCTION DIST			-2,000.00	2,000.00
					Invoice Total:	-2,000.00	2,000.00
					Check Total:	-2,000.00	2,000.00
01 - GENERAL FUND						-2,831.62	2,831.62

Check Journal

Fiscal Year: 2020

Check Number Invoice Account Number	Date Invoice Date	Vendor ID PO Number	Vendor Name Ereq Num Account Description	PO Date	Description	Payable	Direct Deposit Accrued Payment
Journal Number: 88		Check Journal		Posted: 11/07/2019			
Computer Checks							
01 - GENERAL FUND							
Bank Account :A - FSB-General Fund							
00058480	10/21/2019	GRANPSNAZ	Grandpa Snazzy's Victorian				
434	10/21/2019			10/21/2019	Purchased Service		
01-2-01100-320-002			PSP INSTRUCTION SEC			-510.00	510.00
					Invoice Total:	-510.00	510.00
					Check Total:	-510.00	510.00
00058481	10/21/2019	BARBFRAN	Barb Franzen				
9/27	10/21/2019			10/21/2019	Purchased Service		
01-2-01100-320-000			PSP INSTRUCTION DIST			-142.38	142.38
					Invoice Total:	-142.38	142.38
					Check Total:	-142.38	142.38
00058482	10/21/2019	CENGLER	Cengage Learning				
67736792	10/21/2019			10/21/2019	Textbooks		
01-2-01100-640-002			SUP TEXTBOOKS SEC			-400.00	400.00
					Invoice Total:	-400.00	400.00
					Check Total:	-400.00	400.00
00058483	10/21/2019	CITYGOTH	City Of Gothenburg				
September	10/21/2019			10/21/2019	Utilities		
01-2-02610-410-000			PSF WATER & SEWER			-886.64	886.64
01-2-02610-622-000			SUP ELECTRICITY			-15,591.80	15,591.80
01-2-02610-890-000			PSO CUSTODIAL OTHER			-1,510.20	1,510.20
					Invoice Total:	-17,988.64	17,988.64
					Check Total:	-17,988.64	17,988.64
00058484	10/21/2019	DAYDONUT	Daylight Donut Shop				
105923	10/21/2019			10/21/2019	Supplies		
01-2-02410-890-002			PSO PRINCIPAL OTHER SEC			-11.10	11.10
					Invoice Total:	-11.10	11.10
992330	10/21/2019			10/21/2019	Supplies		
01-2-01100-610-002			SUP GENERAL SEC			-30.60	30.60
					Invoice Total:	-30.60	30.60
					Check Total:	-41.70	41.70
00058485	10/21/2019	EWELEDUC	Ewell Educational Servicese				
AET Record	10/21/2019			10/21/2019	Ag Ed Record Book		
01-2-01100-320-002			PSP INSTRUCTION SEC			-460.00	460.00
					Invoice Total:	-460.00	460.00
					Check Total:	-460.00	460.00
00058486	10/21/2019	FLATWABANK	Flatwater Bank				
October	10/21/2019			10/21/2019	October Payroll		
01-2-02510-351-000			PSP BUSINESS DATA PROCESS			-76.60	76.60
					Invoice Total:	-76.60	76.60
					Check Total:	-76.60	76.60
00058487	10/21/2019	GOTHSCHO	Gothenburg Schools				
Ag Ed	10/21/2019			10/21/2019	Error-Ag Ed not FFA		

Check Journal

Fiscal Year: 2020

Check Number Invoice Account Number	Date Invoice Date	Vendor ID PO Number	Vendor Name Ereq Num Account Description	PO Date	Description	Payable	Direct Deposit Accrued Payment
01-2-01100-580-002			PSO TRAVEL SEC			-1,669.14	1,669.14
					Invoice Total:	-1,669.14	1,669.14
					Check Total:	-1,669.14	1,669.14
00058488	10/21/2019	LIVEJUDG	Livestock Judging				
1422	10/21/2019			10/21/2019	Subscription		
01-2-01100-320-002			PSP INSTRUCTION SEC			-200.00	200.00
					Invoice Total:	-200.00	200.00
					Check Total:	-200.00	200.00
00058489	10/21/2019	MAGGTILL	Maggie Tiller				
Travel	10/21/2019			10/21/2019	Travel		
01-2-01100-580-002			PSO TRAVEL SEC			-48.93	48.93
					Invoice Total:	-48.93	48.93
					Check Total:	-48.93	48.93
00058490	10/21/2019	SHREIT	Shred-It USA				
81283331625	10/21/2019			10/21/2019	Custodial		
01-2-02610-890-000			PSO CUSTODIAL OTHER			-307.41	307.41
					Invoice Total:	-307.41	307.41
					Check Total:	-307.41	307.41
00058491	10/21/2019	TAESE/USU	TAESE/USU				
TriSt_168	10/21/2019			10/21/2019	Registration		
01-2-01200-580-001			PSO SPED TRAVEL ELEM			-210.00	210.00
01-2-02141-580-000			PSO PSYCH TRAVEL			-200.00	200.00
					Invoice Total:	-410.00	410.00
					Check Total:	-410.00	410.00
00058492	10/21/2019	WESTAUDI	Westbrook Audio				
2483	10/21/2019			10/21/2019	Musical audio		
01-2-01100-320-002			PSP INSTRUCTION SEC			-3,725.13	3,725.13
					Invoice Total:	-3,725.13	3,725.13
					Check Total:	-3,725.13	3,725.13
00058493	10/21/2019	YMCA	YMCA at Gothenburg Health				
Tuition	10/21/2019			10/21/2019	After School		
01-2-03300-569-001			PSO AFTER SCHOOL TUITION			-95.50	95.50
					Invoice Total:	-95.50	95.50
					Check Total:	-95.50	95.50
00058494	10/24/2019	DAYDONUT	Daylight Donut Shop				
992333	10/24/2019			10/24/2019	Supplies		
01-2-01100-610-002			SUP GENERAL SEC			-11.85	11.85
					Invoice Total:	-11.85	11.85
					Check Total:	-11.85	11.85
00058495	10/24/2019	JERRWIGG	Jerry Wiggins				
Registration	10/24/2019			10/24/2019	NSCA Registration		
01-2-02120-320-002			PSP GUIDANCE SEC			-180.00	180.00
					Invoice Total:	-180.00	180.00
					Check Total:	-180.00	180.00
00058496	10/29/2019	DAYDONUT	Daylight Donut Shop				
105921	10/29/2019			10/29/2019	Supplies		

Check Journal

Fiscal Year: 2020

Check Number Invoice Account Number	Date Invoice Date	Vendor ID PO Number	Vendor Name Ereq Num Account Description	PO Date	Description	Payable	Direct Deposit Accrued Payment
01-2-01100-890-001			PSO OTHER ELEM			-46.20	46.20
					Invoice Total:	-46.20	46.20
					Check Total:	-46.20	46.20
00058501	10/31/2019		Daylight Donut Shop				
992336	10/31/2019			11/01/2019	Supplies		
01-2-02410-890-002			PSO PRINCIPAL OTHER SEC			-11.10	11.10
					Invoice Total:	-11.10	11.10
					Check Total:	-11.10	11.10
00058502	10/31/2019	DOANUNIV	Doane University				
Fall Fest Winds	10/31/2019			11/01/2019	Registration		
01-2-01100-320-002			PSP INSTRUCTION SEC			-220.00	220.00
					Invoice Total:	-220.00	220.00
					Check Total:	-220.00	220.00
00058503	10/31/2019	SHAPNEBR	Shape Nebraska				
Registration	10/31/2019			11/01/2019	Registration		
01-2-01100-320-002			PSP INSTRUCTION SEC			-175.00	175.00
					Invoice Total:	-175.00	175.00
					Check Total:	-175.00	175.00
00058504	10/31/2019	VICKEIS	Vickie Keiser				
Mileage	10/31/2019			11/01/2019	DO Mileage		
01-2-01100-580-002			PSO TRAVEL SEC			-54.45	54.45
					Invoice Total:	-54.45	54.45
					Check Total:	-54.45	54.45
00058522	10/31/2019	AMPLIFY	Amplify				
017520	10/31/2019			11/07/2019	Textbooks		
01-2-01100-640-001			SUP TEXTBOOKS ELEM			-58,688.32	58,688.32
					Invoice Total:	-58,688.32	58,688.32
					Check Total:	-58,688.32	58,688.32
00058523	10/31/2019	ANNEOSTE	Ann Ostendorf				
Supplies	10/31/2019			11/07/2019	Supplies		
01-2-02670-610-000			SUP SAFETY			-15.69	15.69
					Invoice Total:	-15.69	15.69
					Check Total:	-15.69	15.69
00058524	10/31/2019	BAMFINC	Bamford, Inc.				
18879	10/31/2019			11/07/2019	Maintenance		
01-2-02620-320-000			PSP MAINTENANCE			-331.00	331.00
					Invoice Total:	-331.00	331.00
					Check Total:	-331.00	331.00
00058525	10/31/2019	BLACHILLS	Black Hills Energy				
October	10/31/2019			11/07/2019	Fuel		
01-2-02610-621-000			SUP FUEL			-2,232.39	2,232.39
					Invoice Total:	-2,232.39	2,232.39
					Check Total:	-2,232.39	2,232.39
00058526	10/31/2019	CAROKEIS	Carol Kelser				
Sept/Oct	10/31/2019			11/07/2019	Mileage		
01-2-02151-580-000			PSO PS TRAVEL			-19.14	19.14

Check Journal

Fiscal Year: 2020

Check Number Invoice Account Number	Date Invoice Date	Vendor ID PO Number	Vendor Name Ereq Num Account Description	PO Date	Description	Payable	Direct Deposit Accrued Payment
					Invoice Total:	-19.14	19.14
					Check Total:	-19.14	19.14
00058527	10/31/2019	CASHWA	Cash-Wa Distributing				
12216441	10/31/2019			11/07/2019	Supplies		
01-2-02610-610-000			SUP CUSTODIAL			-999.34	999.34
					Invoice Total:	-999.34	999.34
					Check Total:	-999.34	999.34
00058528	10/31/2019	CONNNORB	Connie Norby				
October	10/31/2019			11/07/2019	Mileage		
01-2-02710-332-000			PSP MILEAGE PARENTS			-468.69	468.69
					Invoice Total:	-468.69	468.69
					Check Total:	-468.69	468.69
00058529	10/31/2019	COUNPART	Country Partners Cooperative				
118600	10/31/2019			11/07/2019	Fuel		
01-2-02710-626-000			SUP GAS AND OIL			-4,160.01	4,160.01
					Invoice Total:	-4,160.01	4,160.01
					Check Total:	-4,160.01	4,160.01
00058530	10/31/2019	COZASERV	Cozad Services, Inc.				
210204	10/31/2019			11/07/2019	Maintenance		
01-2-02620-320-000			PSP MAINTENANCE			-117.00	117.00
					Invoice Total:	-117.00	117.00
					Check Total:	-117.00	117.00
00058531	10/31/2019	CULLIGAN	Culligan				
1018702	10/31/2019			11/07/2019	Maintenance		
01-2-02620-320-000			PSP MAINTENANCE			-203.15	203.15
					Invoice Total:	-203.15	203.15
					Check Total:	-203.15	203.15
00058532	10/31/2019	DANEANDE	Danette Anderson				
October	10/31/2019			11/07/2019	OT		
01-2-02161-340-000			PSP SPED SCHOOLAGE OT			-1,339.14	1,339.14
01-2-02162-340-000			PSP SPED OT 3-5			-917.40	917.40
					Invoice Total:	-2,256.54	2,256.54
					Check Total:	-2,256.54	2,256.54
00058533	10/31/2019	DASSTATE	DAS State Acctg-Central Finance				
1187548	10/31/2019			11/07/2019	Internet		
01-2-02510-382-000			PSP BUSINESS TELECOMMUNIC			-229.32	229.32
					Invoice Total:	-229.32	229.32
					Check Total:	-229.32	229.32
00058534	10/31/2019	DESICRAFT	Designer Craft Woodworking, Inc.				
21050	10/31/2019			11/07/2019	Furn/Equip		
01-2-01200-739-001			CAP SPED FURN/EQUIP ELEM			-3,091.00	3,091.00
					Invoice Total:	-3,091.00	3,091.00
					Check Total:	-3,091.00	3,091.00
00058535	10/31/2019	DESI SYLV	Designs by Sylvia				
Blinds	10/31/2019			11/07/2019	Maintenance		
01-2-02620-320-000			PSP MAINTENANCE			-3,007.25	3,007.25

Check Journal

Fiscal Year: 2020

Check Number	Date	Vendor ID	Vendor Name	Description	Payable	Direct Deposit Accrued Payment
Invoice Account Number	Invoice Date	PO Number	Ereq Num Account Description	PO Date		
				Invoice Total:	-3,007.25	3,007.25
				Check Total:	-3,007.25	3,007.25
00058536	10/31/2019	EAKEOFF1	Eakes Office Solutions			
610976	10/31/2019			11/07/2019		
			Supplies			
01-2-01100-610-000			SUP GENERAL DIST		-2.90	2.90
01-2-01100-610-002			SUP GENERAL SEC		-17.83	17.83
				Invoice Total:	-20.73	20.73
				Check Total:	-20.73	20.73
00058537	10/31/2019	ESU #10	Esu #10			
070600	10/31/2019			11/07/2019		
			SPED/Staff Dev/Deaf Ed/Vision			
01-2-01100-650-002			SUP COMPUTER HARDWARE SEC		-132.31	132.31
01-2-01200-330-000			PSP SPED INSERVICE DIST		-3,237.55	3,237.55
01-2-01200-330-001			PSP SPED INSERVICE ELEM		-155.00	155.00
01-2-02151-340-000			PSP SPED SPEECH/AUD DIST		-419.36	419.36
01-2-02152-340-000			PSP SPED SPEECH/AUD 3-5		-52.42	52.42
01-2-02153-340-000			PSP SPED SPEECH/AUD 0-2		-52.42	52.42
01-2-02181-340-000			PSP SPED VISION SCHOOLAGE		-944.78	944.78
01-2-02212-330-001			PSP PROF DEV ELEM		-485.00	485.00
01-2-02212-330-002			PSP PROF DEV SEC		-295.00	295.00
01-2-02510-382-000			PSP BUSINESS TELECOMMUNIC		-2,000.00	2,000.00
				Invoice Total:	-7,773.84	7,773.84
				Check Total:	-7,773.84	7,773.84
00058538	10/31/2019	FRANINC	Franzen Inc.			
139004	10/31/2019			11/07/2019		
			Maintenance			
01-2-02620-320-000			PSP MAINTENANCE		-934.29	934.29
				Invoice Total:	-934.29	934.29
				Check Total:	-934.29	934.29
00058539	10/31/2019	GOTHHOSP	Gothenburg Memorial Hospital			
106734	10/31/2019			11/07/2019		
			Drug Testing			
01-2-02710-890-000			PSO TRANSPORTATION OTHER		-250.00	250.00
				Invoice Total:	-250.00	250.00
				Check Total:	-250.00	250.00
00058540	10/31/2019	GOTHTIME	Gothenburg Times			
October	10/31/2019			11/07/2019		
			Advertising			
01-2-02510-540-000			PSO BUSINESS ADVRT PRNTNG		-29.84	29.84
				Invoice Total:	-29.84	29.84
				Check Total:	-29.84	29.84
00058541	10/31/2019	HICKLUMB	Hicken Lumber Center			
383002	10/31/2019			11/07/2019		
			Maint/Supplies			
01-2-01100-610-002			SUP GENERAL SEC		-150.63	150.63
01-2-02620-320-000			PSP MAINTENANCE		-65.63	65.63
				Invoice Total:	-216.26	216.26
				Check Total:	-216.26	216.26
00058542	10/31/2019	HOMELEAS	Hometown Leasing			
12794001	10/31/2019			11/07/2019		
			Copier Lease			
01-2-02510-440-000			PSF COPIER/LEASE		-1,590.87	1,590.87

Check Journal

Fiscal Year: 2020

Check Number	Date	Vendor ID	Vendor Name	Description	Payable	Direct Deposit
Invoice Account Number	Invoice Date	PO Number	Ereq Num Account Description	PO Date		Accrued Payment
				Invoice Total:	-1,590.87	1,590.87
				Check Total:	-1,590.87	1,590.87
00058543	10/31/2019	HOTLUNCH	Hot Lunch Fund			
Food Sales	10/31/2019			11/07/2019	Food Sales	
01-2-02212-320-000			PSP T & L		-60.00	60.00
01-2-03540-320-000			PSP PRESCH		-149.20	149.20
				Invoice Total:	-209.20	209.20
Meals	10/31/2019			11/07/2019	Food Sales	
01-2-01100-320-002			PSP INSTRUCTION SEC		-470.00	470.00
				Invoice Total:	-470.00	470.00
				Check Total:	-679.20	679.20
00058544	10/31/2019	IDEALINE	Ideal Linen Supply			
330697	10/31/2019			11/07/2019	Supplies	
01-2-02610-410-000			PSF WATER & SEWER		-848.02	848.02
				Invoice Total:	-848.02	848.02
				Check Total:	-848.02	848.02
00058545	10/31/2019	ISLASUPP	Island Supply Welding Co.			
15200	10/31/2019			11/07/2019	Supplies	
01-2-01100-610-002			SUP GENERAL SEC		-1,605.84	1,605.84
				Invoice Total:	-1,605.84	1,605.84
				Check Total:	-1,605.84	1,605.84
00058546	10/31/2019	J.W.PEPP	J.W. Pepper & Son, Inc.			
187877008	10/31/2019			11/07/2019	Supplies	
01-2-01100-610-002			SUP GENERAL SEC		-349.99	349.99
				Invoice Total:	-349.99	349.99
				Check Total:	-349.99	349.99
00058547	10/31/2019	JOHNDEER	John Deere Financial			
43621	10/31/2019			11/07/2019	Supplies	
01-2-01100-610-002			SUP GENERAL SEC		-149.86	149.86
01-2-02610-610-000			SUP CUSTODIAL		-68.94	68.94
				Invoice Total:	-218.80	218.80
				Check Total:	-218.80	218.80
00058548	10/31/2019	KITTMUSI	Kittle's Music			
1492	10/31/2019			11/07/2019	Supplies	
01-2-01100-610-002			SUP GENERAL SEC		-642.81	642.81
				Invoice Total:	-642.81	642.81
				Check Total:	-642.81	642.81
00058549	10/31/2019	KSBSCHO	KSB School Law			
6963	10/31/2019			11/07/2019	Legal Services	
01-2-02310-317-000			PSP LEGAL SERVICES		-99.00	99.00
				Invoice Total:	-99.00	99.00
				Check Total:	-99.00	99.00
00058550	10/31/2019	LANDIMPLE	Landmark Implement			
83069	10/31/2019			11/07/2019	Maintenance	
01-2-02620-320-000			PSP MAINTENANCE		-164.11	164.11
				Invoice Total:	-164.11	164.11

Check Journal

Fiscal Year: 2020

Check Number Invoice Account Number	Date Invoice Date	Vendor ID PO Number	Vendor Name Ereq Num Account Description	PO Date	Description	Payable	Direct Deposit Accrued Payment
Check Total:						-164.11	164.11
00058551	10/31/2019	MICHSTEV	Michelle Stevens				
Supplies	10/31/2019			11/07/2019	Supplies		
01-2-02120-610-001			SUP GUIDANCE ELEM			-38.37	38.37
Invoice Total:						-38.37	38.37
Check Total:						-38.37	38.37
00058552	10/31/2019	NACIA	NACIA				
Allison Jonas	10/31/2019			11/07/2019	Curriculum Fall Retreat		
01-2-02212-320-000			PSP T & L			-130.00	130.00
Invoice Total:						-130.00	130.00
Check Total:						-130.00	130.00
00058553	10/31/2019	NCSA	Nebraska Council of School Administrators				
62203	10/31/2019			11/07/2019	Dues/Fees		
01-2-02320-810-000			DUES EXEC ADMIN			-795.00	795.00
Invoice Total:						-795.00	795.00
62349/62350/	10/31/2019			11/07/2019	Safe/Security Summit		
01-2-02670-320-000			PSP SAFETY			-815.00	815.00
Invoice Total:						-815.00	815.00
Check Total:						-1,610.00	1,610.00
00058554	10/31/2019	NEBR AIR	Nebraska Air Filter, Inc.				
372798	10/31/2019			11/07/2019	Maintenance		
01-2-02620-320-000			PSP MAINTENANCE			-1,682.17	1,682.17
Invoice Total:						-1,682.17	1,682.17
Check Total:						-1,682.17	1,682.17
00058555	10/31/2019	PAYFLEX	Pay Flex				
1350018	10/31/2019			11/07/2019	Flex Plan		
01-2-02510-340-000			PSP BUSINESS FLEX PAY			-168.00	168.00
Invoice Total:						-168.00	168.00
Check Total:						-168.00	168.00
00058556	10/31/2019	PEAREDINC	Pearson Education, Inc				
4025961536	10/31/2019			11/07/2019	Supplies		
01-2-02141-610-000			SUP PSYCH			-102.59	102.59
Invoice Total:						-102.59	102.59
Check Total:						-102.59	102.59
00058557	10/31/2019	PERFTRUC	Performance Truck & Trailer				
8673/8866/	10/31/2019			11/07/2019	Maint/Repair		
01-2-02710-430-000			PSF EQUIP REPAIR BUS			-1,696.25	1,696.25
01-2-02710-610-000			SUP TRANSP TIRES / PARTS			-6,295.56	6,295.56
Invoice Total:						-7,991.81	7,991.81
Check Total:						-7,991.81	7,991.81
00058558	10/31/2019	PERMBOUN	Perma Bound Books				
1842681	10/31/2019			11/07/2019	Books		
01-2-01100-640-002			SUP TEXTBOOKS SEC			-940.50	940.50
Invoice Total:						-940.50	940.50
Check Total:						-940.50	940.50
00058559	10/31/2019	PERRGUTH	Perry, Guthery, Haase,				

Check Journal

Fiscal Year: 2020

Check Number	Date	Vendor ID	Vendor Name				Direct Deposit
Invoice	Invoice Date	PO Number	Ereq Num	PO Date	Description		Accrued
Account Number			Account Description			Payable	Payment
94	10/31/2019			11/07/2019	Legal Services		
01-2-02310-317-000			PSP LEGAL SERVICES			-75.00	75.00
					Invoice Total:	-75.00	75.00
					Check Total:	-75.00	75.00
00058560	10/31/2019	PETESUPE	Peterson's Supermarket				
October	10/31/2019			11/07/2019	Supplies		
01-2-01100-610-002			SUP GENERAL SEC			-347.00	347.00
01-2-01200-610-002			SUP SPED SEC			-3.38	3.38
01-2-02130-610-000			SUP NURSE			-8.85	8.85
01-2-02320-610-000			SUP EXEC ADMIN			-41.02	41.02
01-2-02610-610-000			SUP CUSTODIAL			-17.35	17.35
					Invoice Total:	-417.60	417.60
					Check Total:	-417.60	417.60
00058561	10/31/2019	PINPOINT	PinPoint Communications				
155005364	10/31/2019			11/07/2019	Telephone		
01-2-02510-382-000			PSP BUSINESS TELECOMMUNIC			-467.07	467.07
					Invoice Total:	-467.07	467.07
					Check Total:	-467.07	467.07
00058562	10/31/2019	PIONMANU	Pioneer Manufacturing Co.				
741797	10/31/2019			11/07/2019	Maintenance		
01-2-02620-320-000			PSP MAINTENANCE			-409.80	409.80
					Invoice Total:	-409.80	409.80
					Check Total:	-409.80	409.80
00058563	10/31/2019	PLATVACOM	Platte Valley Communications, Inc.				
101900133	10/31/2019			11/07/2019	Maintenance		
01-2-02620-320-000			PSP MAINTENANCE			-185.25	185.25
					Invoice Total:	-185.25	185.25
					Check Total:	-185.25	185.25
00058564	10/31/2019	PONYEXPR	Pony Express Chevrolet				
288793	10/31/2019			11/07/2019	Maint/Repair		
01-2-02710-430-000			PSF EQUIP REPAIR BUS			-57.22	57.22
					Invoice Total:	-57.22	57.22
					Check Total:	-57.22	57.22
00058565	10/31/2019	REALGOOD	Really Good Stuff, Inc.				
6916765/	10/31/2019			11/07/2019	Supplies		
01-2-01100-610-001			SUP GENERAL ELEM			-654.79	654.79
					Invoice Total:	-654.79	654.79
7017871	10/31/2019			11/07/2019	Supplies		
01-2-01100-610-001			SUP GENERAL ELEM			-115.64	115.64
					Invoice Total:	-115.64	115.64
					Check Total:	-770.43	770.43
00058566	10/31/2019	REALWORK	Realtyworks				
16784	10/31/2019			11/07/2019	Supplies		
01-2-01100-610-002			SUP GENERAL SEC			-70.00	70.00
					Invoice Total:	-70.00	70.00
					Check Total:	-70.00	70.00

Check Journal

Fiscal Year: 2020

Check Number	Date	Vendor ID	Vendor Name				Direct Deposit
Invoice	Invoice Date	PO Number	Ereq Num	PO Date	Description		Accrued
Account Number			Account Description			Payable	Payment
00058567	10/31/2019	S&SAUTOP	S & S Auto Parts Inc.				
138507	10/31/2019			11/07/2019	Parts		
01-2-02710-610-000			SUP TRANSP TIRES / PARTS			-159.99	159.99
					Invoice Total:	-159.99	159.99
					Check Total:	-159.99	159.99
00058568	10/31/2019	SCHOSPEC	School Specialty Inc.				
208124076001/	10/31/2019			11/07/2019	Supplies/Equip		
01-2-01100-610-001			SUP GENERAL ELEM			-144.48	144.48
01-2-01100-610-002			SUP GENERAL SEC			-108.68	108.68
01-2-01100-739-001			CAP EQUIP / FURN ELEM			-696.78	696.78
01-2-01200-739-001			CAP SPED FURN/EQUIP ELEM			-1,204.24	1,204.24
01-2-02320-739-000			CAP EXEC ADMIN EQUIP			-1,187.00	1,187.00
					Invoice Total:	-3,341.18	3,341.18
					Check Total:	-3,341.18	3,341.18
00058569	10/31/2019	TRANE	Trane				
310342619/	10/31/2019			11/07/2019	Maintenance		
01-2-02620-320-000			PSP MAINTENANCE			-1,386.00	1,386.00
					Invoice Total:	-1,386.00	1,386.00
					Check Total:	-1,386.00	1,386.00
00058570	10/31/2019	TRI-KLAWN	Tri-K-Lawn Services				
15234	10/31/2019			11/07/2019	Maintenance		
01-2-02620-320-000			PSP MAINTENANCE			-4,028.25	4,028.25
					Invoice Total:	-4,028.25	4,028.25
					Check Total:	-4,028.25	4,028.25
00058571	10/31/2019	TRYOWELD	Tryon Welding				
109384	10/31/2019			11/07/2019	Supplies		
01-2-01100-610-002			SUP GENERAL SEC			-222.00	222.00
					Invoice Total:	-222.00	222.00
					Check Total:	-222.00	222.00
00058572	10/31/2019	TSA	TSA Consulting Group, Inc.				
43842	10/31/2019			11/07/2019	TSA Maint		
01-2-02510-320-000			PSP BUSINESS			-29.26	29.26
					Invoice Total:	-29.26	29.26
					Check Total:	-29.26	29.26
00058573	10/31/2019	USBANK	U.S. Bank				
9190	10/31/2019			11/07/2019	Fuel/Travel/Supplies/		
01-2-01100-320-001			PSP INSTRUCTION ELEM			-492.00	492.00
01-2-01100-320-002			PSP INSTRUCTION SEC			-250.00	250.00
01-2-01100-610-001			SUP GENERAL ELEM			-201.70	201.70
01-2-01100-610-002			SUP GENERAL SEC			-1,743.81	1,743.81
01-2-01100-650-002			SUP COMPUTER HARDWARE SEC			-220.07	220.07
01-2-01100-739-002			CAP EQUIP / FURN SEC			-991.56	991.56
01-2-02120-320-001			PSP GUIDANCE ELEM			-220.00	220.00
01-2-02120-580-002			PSO GUIDANCE TRAVEL SEC			-182.22	182.22
01-2-02120-610-001			SUP GUIDANCE ELEM			-53.40	53.40
01-2-02141-610-000			SUP PSYCH			-114.87	114.87
01-2-02151-610-000			SUP SPEECH			-199.99	199.99

Check Journal

Fiscal Year: 2020

Check Number	Date	Vendor ID	Vendor Name	Description	Payable	Direct Deposit Accrued Payment
Invoice Account Number	Invoice Date	PO Number	Ereq Num Account Description	PO Date		
01-2-02212-580-000			PSO T & L TRAVEL		-619.58	619.58
01-2-02320-610-000			SUP EXEC ADMIN		-526.40	526.40
01-2-02410-610-001			SUP PRINCIPAL ELEM		-68.99	68.99
01-2-02710-626-000			SUP GAS AND OIL		-262.30	262.30
01-2-02710-890-000			PSO TRANSPORTATION OTHER		-26.88	26.88
			Invoice Total:		-6,173.77	6,173.77
			Check Total:		-6,173.77	6,173.77
00058574	10/31/2019	VERIZON	Verizon Wireless			
9840537489	10/31/2019			11/07/2019 Telephone		
01-2-02510-382-000			PSP BUSINESS TELECOMMUNIC		-141.05	141.05
			Invoice Total:		-141.05	141.05
			Check Total:		-141.05	141.05
00058575	10/31/2019	YANDMUSI	Yanda's Music Pro Audio			
423647/424106	10/31/2019			11/07/2019 Supplies		
01-2-01100-610-002			SUP GENERAL SEC		-43.10	43.10
			Invoice Total:		-43.10	43.10
			Check Total:		-43.10	43.10
			01 - GENERAL FUND		-148,656.88	148,656.88
			Total of Computer Checks		-148,656.88	148,656.88
Fund Summary						
01 - GENERAL FUND					-148,656.88	148,656.88
Payroll Summary						
Report Total:					-148,656.88	148,656.88

Gothenburg Public Schools



Superintendent Evaluation 2019-2020

#allmeansall

#beBOLD

- **All board members** will participate in the evaluation process
- The board will execute the evaluation process utilizing the following documents: the board adopted evaluation instrument, the superintendent job description, the superintendent contract; and, superintendent/district performance goals
- The board will periodically review and **adopt a job description** and the **evaluation instrument** for the superintendent, aligning the evaluation instrument with the job duties
- The board will adopt a **timeline** for conducting the superintendent evaluation
- The superintendent will complete a **self-evaluation** and provide a copy of his/her completed evaluation to the board president
- The board president will distribute the superintendent's self-evaluation, blank evaluation instrument, job description, contract, and goals to all board members. Prior to the evaluation meeting, all board members will complete the evaluation instrument and return to the board president by the stated deadline so he/she may compile the results
- The board will create an Evaluation Committee containing the board president and will be approved by a majority of board. The primary purpose of the Evaluation Committee will be to deliver the superintendent evaluation.
 - The superintendent evaluation will be completed and reviewed with the superintendent by January 1.
- At the request of two or more board members the evaluation process will be held during a regular meeting of the board in **open session**, each board member should participate in the discussion providing their perspective of the positive qualities the superintendent has exhibited during the past year and any areas of growth or improvement the superintendent might address

Leadership Standard 1: Operations Leadership

The superintendent will provide leadership to the Board of Education in carrying out the vision and daily operations of the district.

Performance Indicators	Rating	Comments to support rating
1.1 Oversees and directs all activities of the school system according to board policy and assumes responsibility for everything that occurs in the district	<input type="checkbox"/> Met <input type="checkbox"/> Progressing <input type="checkbox"/> Not Met <input type="checkbox"/> N/A	
1.2 Articulates and promotes high expectations for teaching and student learning and an educational philosophy that emphasizes student success.	<input type="checkbox"/> Met <input type="checkbox"/> Progressing <input type="checkbox"/> Not Met <input type="checkbox"/> N/A	
1.3 Provides leadership to the board in the annual establishment of short and long-term district goals that support student achievement and the school improvement process	<input type="checkbox"/> Met <input type="checkbox"/> Progressing <input type="checkbox"/> Not Met <input type="checkbox"/> N/A	
1.4 Systematically reports to the board on the status of the adopted district goals and the school improvement plan	<input type="checkbox"/> Met <input type="checkbox"/> Progressing <input type="checkbox"/> Not Met <input type="checkbox"/> N/A	
1.5 Maintains a general knowledge of educational and professional trends through participation in national and state workshops and conferences	<input type="checkbox"/> Met <input type="checkbox"/> Progressing <input type="checkbox"/> Not Met <input type="checkbox"/> N/A	
1.6 Supervises the district's compliance and reporting requirements within all NDE rules, accreditation standards, and state and federal law	<input type="checkbox"/> Met <input type="checkbox"/> Progressing <input type="checkbox"/> Not Met <input type="checkbox"/> N/A	

1.7 Represents the district in its dealings with other school systems, agencies, institutions, community organizations, the media, and in legislative and legal matters	<input type="checkbox"/> Met <input type="checkbox"/> Progressing <input type="checkbox"/> Not Met <input type="checkbox"/> N/A	
1.8 Maintains effective relationships with legislative representatives, NDE personnel, and Educational Service Unit administrators	<input type="checkbox"/> Met <input type="checkbox"/> Progressing <input type="checkbox"/> Not Met <input type="checkbox"/> N/A	

Please provide comments to support ratings of Met, Progressing, Not Met or N/A:

Leadership Standard 2: Staff Leadership

The superintendent will provide leadership to the Board regarding staffing of the district and evaluation of staff.		
Performance Indicators	Rating	Comments to support rating
2.1 Evaluates and makes recommendations for the appropriate staffing levels needed for the effective and efficient operation of the schools	<input type="checkbox"/> Met <input type="checkbox"/> Progressing <input type="checkbox"/> Not Met <input type="checkbox"/> N/A	

<p>2.2 Ensures that fair and effective evaluation processes are in place for all district personnel and that all staff are evaluated regularly according to need, board policy and applicable laws</p>	<p><input type="checkbox"/> Met <input type="checkbox"/> Progressing <input type="checkbox"/> Not Met <input type="checkbox"/> N/A</p>	
<p>2.3 Ensures that job descriptions for all district personnel are maintained and updated regularly</p>	<p><input type="checkbox"/> Met <input type="checkbox"/> Progressing <input type="checkbox"/> Not Met <input type="checkbox"/> N/A</p>	
<p>2.4 Provides motivation and resources for staff members to engage in professional development activities</p>	<p><input type="checkbox"/> Met <input type="checkbox"/> Progressing <input type="checkbox"/> Not Met <input type="checkbox"/> N/A</p>	
<p>2.5 Provides leadership and oversight to the administrative team through regular communication, supervision, evaluation, and prudent delegation.</p>	<p><input type="checkbox"/> Met <input type="checkbox"/> Progressing <input type="checkbox"/> Not Met <input type="checkbox"/> N/A</p>	
<p>2.6 Provides leadership to the board in the negotiations process with the district's recognized bargaining units</p>	<p><input type="checkbox"/> Met <input type="checkbox"/> Progressing <input type="checkbox"/> Not Met <input type="checkbox"/> N/A</p>	
<p>2.7 Handles personnel matters in a forthright, objective, and professional manner</p>	<p><input type="checkbox"/> Met <input type="checkbox"/> Progressing <input type="checkbox"/> Not Met <input type="checkbox"/> N/A</p>	

Please provide comments to support ratings of Met, Progressing, Not Met or N/A

Leadership Standard 3: Board Relations Leadership

The superintendent will meet established requirements in preparing for and conducting board meetings.		
Performance Indicators	Rating	Comments to support rating
3.1 (Informs and advises the Board about the programs, practices, and problems of the school, and keeps the Board informed of activities under the Board's authority.	<input type="checkbox"/> Met <input type="checkbox"/> Progressing <input type="checkbox"/> Not Met <input type="checkbox"/> N/A	
3.2 Attends and participates in all board meetings unless specifically excused by the board from its consideration of the superintendent's performance, contract, or salary	<input type="checkbox"/> Met <input type="checkbox"/> Progressing <input type="checkbox"/> Not Met <input type="checkbox"/> N/A	
3.3 Develops, in cooperation, with the board president the agenda for each board meeting	<input type="checkbox"/> Met <input type="checkbox"/> Progressing <input type="checkbox"/> Not Met <input type="checkbox"/> N/A	
3.4 Ensures that all board meetings are legally conducted and communicated to the public in accordance with the Nebraska Open Meetings Act	<input type="checkbox"/> Met <input type="checkbox"/> Progressing <input type="checkbox"/> Not Met <input type="checkbox"/> N/A	
3.5 To the greatest extent possible, ensures that the board has adequate information and sufficient time to make critical decisions on behalf of the district	<input type="checkbox"/> Met <input type="checkbox"/> Progressing <input type="checkbox"/> Not Met <input type="checkbox"/> N/A	

3.6 In cooperation with the board president, develops and maintains an annual board calendar	<input type="checkbox"/> Met <input type="checkbox"/> Progressing <input type="checkbox"/> Not Met <input type="checkbox"/> N/A	
3.7 Ensures that administrative recommendations to the board identify all details necessary for the board to make an informed decision	<input type="checkbox"/> Met <input type="checkbox"/> Progressing <input type="checkbox"/> Not Met <input type="checkbox"/> N/A	
3.8 Using agreed-upon methods, communicates with the board between meetings to ensure that all members have current information about district issues and activities	<input type="checkbox"/> Met <input type="checkbox"/> Progressing <input type="checkbox"/> Not Met <input type="checkbox"/> N/A	

Please provide comments to support ratings of Met, Progressing, Not Met or N/A:

Leadership Standard 4: Policy Leadership

The superintendent will provide leadership to the Board of Education in policy development and implementation.		
Performance Indicators	Rating	Comments to support rating
4.1 Provides leadership in the development and implementation of district policy	<input type="checkbox"/> Met <input type="checkbox"/> Progressing <input type="checkbox"/> Not Met <input type="checkbox"/> N/A	

4.2 Ensures policy is consistent with the requirements of state and federal law and NDE rules	<input type="checkbox"/> Met <input type="checkbox"/> Progressing <input type="checkbox"/> Not Met <input type="checkbox"/> N/A	
4.3 In cooperation with the administrative team, develops the necessary rules and regulations to carry out board policy	<input type="checkbox"/> Met <input type="checkbox"/> Progressing <input type="checkbox"/> Not Met <input type="checkbox"/> N/A	
4.4 In cooperation with the board, ensures that policies and supporting administrative rules and regulations are systematically reviewed and updated	<input type="checkbox"/> Met <input type="checkbox"/> Progressing <input type="checkbox"/> Not Met <input type="checkbox"/> N/A	

Please provide comments to support ratings of Met, Progressing, Not Met or N/A:

Leadership Standard 5: Financial Leadership

The superintendent will provide sound financial planning and management in assisting the Board of Education to support student achievement and district operations.

Performance Indicators	Rating	Comments to support rating
5.1 Schedules timely and appropriate budget work sessions to ensure board input into the development of the district budget	<input type="checkbox"/> Met <input type="checkbox"/> Progressing <input type="checkbox"/> Not Met <input type="checkbox"/> N/A	
5.2 Develops the budget according to district policy and state requirements	<input type="checkbox"/> Met <input type="checkbox"/> Progressing <input type="checkbox"/> Not Met <input type="checkbox"/> N/A	

<p>5.3 Implements and manages the budget according to sound business and fiscal practices and district policy</p>	<p><input type="checkbox"/> Met <input type="checkbox"/> Progressing <input type="checkbox"/> Not Met <input type="checkbox"/> N/A</p>	
<p>5.4 Recommends budget amendments when necessary</p>	<p><input type="checkbox"/> Met <input type="checkbox"/> Progressing <input type="checkbox"/> Not Met <input type="checkbox"/> N/A</p>	
<p>5.5 Provides monthly financial reports, including comparable data (three-year history), to ensure the board is knowledgeable about the status of the budget</p>	<p><input type="checkbox"/> Met <input type="checkbox"/> Progressing <input type="checkbox"/> Not Met <input type="checkbox"/> N/A</p>	
<p>5.6 Maintains the district's financial records and ensures accountability through annual audits by a qualified accounting firm and sound policy implementation</p>	<p><input type="checkbox"/> Met <input type="checkbox"/> Progressing <input type="checkbox"/> Not Met <input type="checkbox"/> N/A</p>	

Please provide comments to support ratings of Met, Progressing, Not Met or N/A:

Leadership Standard 6: Facilities Leadership

The superintendent will provide leadership to the Board of Education regarding facilities planning.		
Performance Indicators	Rating	Comments to support rating
6.1 In cooperation with the board, maintains and updates a short and long-range plan that includes: (a) a schedule for the routine maintenance of all school properties, (b) a schedule for the repair and/or replacement of school equipment, and (c) a facilities needs assessment for future renovation or construction	<input type="checkbox"/> Met <input type="checkbox"/> Progressing <input type="checkbox"/> Not Met <input type="checkbox"/> N/A	
6.2 Oversees the implementation of the facilities plan and ensures that the board is knowledgeable about the status of the facilities	<input type="checkbox"/> Met <input type="checkbox"/> Progressing <input type="checkbox"/> Not Met <input type="checkbox"/> N/A	
6.3 Oversees the budget for the facilities capital and maintenance plans	<input type="checkbox"/> Met <input type="checkbox"/> Progressing <input type="checkbox"/> Not Met <input type="checkbox"/> N/A	

Please provide comments to support ratings of Met, Progressing, Not Met or N/A:

Leadership Standard 7: Community Relations Leadership

The superintendent will provide leadership to the Board in fostering a good working relationship with the public.		
Performance Indicators	Rating	Comments to support rating
7.1 Maintains accessibility and visibility in the community	<input type="checkbox"/> Met <input type="checkbox"/> Progressing <input type="checkbox"/> Not Met <input type="checkbox"/> N/A	
7.2 Acts as a unifying force within the district and community, striving to reconcile divergent viewpoints in order to do what is best for students	<input type="checkbox"/> Met <input type="checkbox"/> Progressing <input type="checkbox"/> Not Met <input type="checkbox"/> N/A	
7.3 Promotes and supports parent/student/community involvement in the school	<input type="checkbox"/> Met <input type="checkbox"/> Progressing <input type="checkbox"/> Not Met <input type="checkbox"/> N/A	
7.4 Strives to build a strong, positive community attitude toward the school system.	<input type="checkbox"/> Met <input type="checkbox"/> Progressing <input type="checkbox"/> Not Met <input type="checkbox"/> N/A	
7.5 Effectively communicates the needs and successes of the district	<input type="checkbox"/> Met <input type="checkbox"/> Progressing <input type="checkbox"/> Not Met <input type="checkbox"/> N/A	
7.6 Maintains a sound working relationship with media	<input type="checkbox"/> Met <input type="checkbox"/> Progressing <input type="checkbox"/> Not Met <input type="checkbox"/> N/A	

<p>7.7 Routinely creates opportunities to seek staff and community input on district issues where and when appropriate</p>	<input type="checkbox"/> Met <input type="checkbox"/> Progressing <input type="checkbox"/> Not Met <input type="checkbox"/> N/A	
<p>7.8 Effectively engages the as a stakeholder within Interlocal partnerships</p>	<input type="checkbox"/> Met <input type="checkbox"/> Progressing <input type="checkbox"/> Not Met <input type="checkbox"/> N/A	

Please provide comments to support ratings of Met, Progressing, Not Met or N/A:

Leadership Standard 8: General Leadership Attributes

The superintendent will provide general leadership to the Board and District with the following attributes being a top priority.		
Performance Indicators	Rating	Comments to support rating
<p>8.1 Demonstrates ethical, trustworthy and professional behavior</p>	<input type="checkbox"/> Met <input type="checkbox"/> Progressing <input type="checkbox"/> Not Met <input type="checkbox"/> N/A	
<p>8.2 Demonstrates values, beliefs, and attitudes that inspire others to higher levels of performance</p>	<input type="checkbox"/> Met <input type="checkbox"/> Progressing <input type="checkbox"/> Not Met <input type="checkbox"/> N/A	

8.3 Is cordial, patient, personable, and treats everyone fairly and with dignity and respect	<input type="checkbox"/> Met <input type="checkbox"/> Progressing <input type="checkbox"/> Not Met <input type="checkbox"/> N/A	
8.4 Expresses ideas in a logical, forthright, and professional manner	<input type="checkbox"/> Met <input type="checkbox"/> Progressing <input type="checkbox"/> Not Met <input type="checkbox"/> N/A	
8.5 Approaches work with enthusiasm, commitment, and integrity	<input type="checkbox"/> Met <input type="checkbox"/> Progressing <input type="checkbox"/> Not Met <input type="checkbox"/> N/A	
8.6 Is visible, listens, and promotes collaboration, teamwork, and accomplishments	<input type="checkbox"/> Met <input type="checkbox"/> Progressing <input type="checkbox"/> Not Met <input type="checkbox"/> N/A	

Please provide comments to support ratings of Met, Progressing, Not Met or N/A:

Superintendent Evaluation Summary

The superintendent should identify performance areas on which to focus their growth professionally. Note: Not all performance areas need to be targeted; only those with the highest need for growth/change. Targeting in excess of four performance areas could make it difficult for the individual to address the areas adequately. When his/her performance is at a high-level, sustaining, refining, and replicating the performance is the goal. Follow through will ensure the success of the superintendent and the board.

The Performance Plan should consist of:

- goals (**what** must he/she do to achieve the objective or what is the intended result)
- performance indicators (**how** will the board measure progress and/or success)
- timeline (**when** will progress/success be assessed or completion date)
- signature (once the Performance Plan has been completed and reviewed the board president and superintendent will both sign and date placing a copy in the superintendent's personnel file and a copy will be retained by the board president)

Note: The Performance Plan should be reviewed and updated throughout the year to assess progress and success. Modifications should only be made if the board/superintendent discuss and agree upon appropriate changes.

(Signature of Superintendent)

(Date)

(Signature of Board President)

(Date)

Superintendent Performance Plan

Standard	Goal Statement	Performance Indicator(s)	Timeline	Reviewed
Operations	Review the vision, mission and goals of the district	Schedule a board/administrator retreat to plan the review and update of the vision, mission and goals	June (year)	
Staff	Ensure all staff evaluations are completed as per policy		April (year)	
Board Relations		School board convention?		
Policy		Review policies annually with subcommittee?		
Financial		Budget Retreat?		
Facilities				
Community				
General Leadership Attributes				

Gothenburg Public Schools

Audit Summary
2018-2019
November 2019

District Overview

- PK-12 system supported by Dawson, Custer and Lincoln Counties.
 - Swede Academy
 - Dudley Elementary
 - Gothenburg Junior/Senior High School
- Statutory Lids
 - 2018-2019 Budget Authority: \$11,297,607
 - District Levy under the \$1.05 Levy Lid: \$0.9786
- Total Levy: \$1.0901
 - General Fund-- \$0.9612
 - Building Fund-- \$0.0174
 - Bond Fund-- \$0.1115

Financial Highlights (2018-2019)

- Fund Balances as of August 31, 2019
 - General Fund \$5,596,491
 - Building Fund \$1,263,919
 - Employee Benefit \$93,382
 - Depreciation \$268,656
 - Bond Fund \$939,575

- TOTAL FUND BALANCE: \$8,461,316

- District Valuation: \$873,819,396

Financial Analysis (2018-2019)

- General Fund
- Receipts: \$10,393,649
 - Local Sources-- \$8,071,103 77.7%
 - County Sources-- \$62,969 00.6%
 - State Sources-- \$1,868,411 18.0%
 - Federal Sources-- \$348,724 03.3%
 - Non-program-- \$42,442 00.4%

Financial Analysis (2018-2019)

- General Fund

- Disbursements: \$10,327,405

• Instruction--	\$6,078,232	58.9%
• Support Services--	\$1,369,286	13.2%
• Admin. & Board--	\$416,223	04.0%
• Office of Principal--	\$338,180	03.3%
• Business Services--	\$158,590	01.5%
• Maintenance & Trans.--	\$1,449,658	14.1%
• State and Federal--	\$458,016	04.5%
• Summer School--	\$57,553	00.5%

Debt Administration (2018-2019)

- Refunding General Obligation Bonds
 - Refunded in 2005, 2010 and 2015.
 - Current bond interest rates range from 0.3% to 2.1%.
- Bond Payments for the 2018-2019 school year
 - Principal: \$660,000
 - Interest: \$76,310
- Outstanding Debt
 - \$4,165,000 as of August 31, 2019
 - Six years of payments remaining
 - Last payment is scheduled for December of 2024

Findings

- Lack of Segregation of Duties
 - The size of the School District's accounting and administrative staff precludes certain internal controls that would be preferred if the office staff were large enough to provide optimum segregation of duties.
 - Gothenburg Public Schools segregates duties where possible.

Contact Information

- District Office
 - 1322 Ave. I, Gothenburg, NE 69138
 - Phone: (308) 537-3651
 - Fax: (308) 537-3965
 - Email: todd.rhodes@gosweddes.org
- KSO CPA's and Advisors
 - 404 E. 25th, Kearney, NE 68848
 - Phone: (308) 234-5565
 - Email: jessicad@ksocpa.com

**DAWSON COUNTY SCHOOL DISTRICT NO. 20
GOTHENBURG, NEBRASKA**

FINANCIAL REPORT
(Audited)

AUGUST 31, 2019

DAWSON COUNTY SCHOOL DISTRICT NO. 20
AUGUST 31, 2019

TABLE OF CONTENTS

	PAGE
INDEPENDENT AUDITOR'S REPORT	1 - 3
MANAGEMENT'S DISCUSSION AND ANALYSIS	4 - 8
BASIC FINANCIAL STATEMENTS – CASH BASIS:	
Government-wide financial statements:	
Statement of net position – cash basis	9
Statement of activities – cash basis	10
Fund financial statements:	
Statement of assets and fund balances – cash basis – governmental funds	11
Statement of receipts, disbursements and changes in fund balances – cash basis – governmental funds	12
Statement of net position – cash basis – proprietary fund	13
Statement of receipts, disbursements and changes in net position – cash basis – proprietary fund	14
Statement of net position – cash basis – fiduciary funds	15
Statement of changes in net position – cash basis – fiduciary funds	16
Notes to the financial statements	17 - 31
OTHER INFORMATION:	
Combined schedule of cash receipts, disbursements and fund balances – cash basis	32
Schedule of cash receipts, disbursements and fund balance – cash basis general fund actual and budget	33 and 34
Notes to other information	35
Schedule of cash disbursements for operational expenses – cash basis – general fund	36 - 41
Individual fund schedules of cash receipts, transfers, disbursements and fund balance – cash basis	42 - 44
Individual fund schedules of cash receipts, disbursements and fund balance – cash basis	45 - 49
Analysis of tax accounts with county treasurers – general fund	50
Analysis of tax accounts with county treasurers – special building fund	51

**DAWSON COUNTY SCHOOL DISTRICT NO. 20
AUGUST 31, 2019**

TABLE OF CONTENTS (continued)

Analysis of tax accounts with county treasurers – bond fund	52
Independent Auditor’s Report on Internal Control over Financial Reporting and on Compliance and Other Matters Based on an Audit of Financial Statements Performed in Accordance with <i>Government Auditing Standards</i>	53 and 54
Schedule of Findings and Responses	55 and 56



404 East 25th Street
PO Box 1120
Kearney, NE 68848
308-234-5565
Fax 308-234-2990
www.ksocpa.com

INDEPENDENT AUDITOR'S REPORT

Board of Education
Dawson County School District No. 20
Gothenburg, Nebraska

Report on the Financial Statements

We have audited the accompanying cash basis financial statements of the governmental activities, the business-type activities, and each major fund of Dawson County School District No. 20, Gothenburg, Nebraska, (the "School District"), as of and for the year ended August 31, 2019, and the related notes to the financial statements, which collectively comprise the School District's basic financial statements as listed in the table of contents.

Management's Responsibility for the Financial Statements

Dawson County School District No. 20's management is responsible for the preparation and fair presentation of these financial statements in accordance with the cash basis of accounting described in Note 1; this includes determining that the cash basis of accounting is an acceptable basis for the preparation of the financial statements in the circumstances. Management is also responsible for the design, implementation, and maintenance of internal control relevant to the preparation and fair presentation of financial statements that are free from material misstatement, whether due to fraud or error.

Auditor's Responsibility

Our responsibility is to express an opinion on these financial statements based on our audit. We conducted our audit in accordance with auditing standards generally accepted in the United States of America and the standards applicable to financial audits contained in *Government Auditing Standards*, issued by the Comptroller General of the United States. Those standards require that we plan and perform the audit to obtain reasonable assurance about whether the financial statements are free of material misstatement.

An audit involves performing procedures to obtain audit evidence about the amounts and disclosures in the financial statements. The procedures selected depend on the auditor's judgment, including the assessment of the risks of material misstatement of the financial statements, whether due to fraud or error. In making those risk assessments, the auditor considers internal control relevant to the entity's preparation and fair presentation of the

financial statements in order to design audit procedures that are appropriate in the circumstances, but not for the purpose of expressing an opinion on the effectiveness of the entity's internal control. Accordingly, we express no such opinion. An audit also includes evaluating the appropriateness of accounting policies used and the reasonableness of significant accounting estimates made by management, as well as evaluating the overall presentation of the financial statements.

We believe that the audit evidence we have obtained is sufficient and appropriate to provide a basis for our audit opinion.

Opinion

In our opinion, the financial statements referred to above present fairly, in all material respects, the respective cash basis financial position of the governmental activities, the business-type activities, and each major fund of the School District as of August 31, 2019, and the respective changes in financial position – cash basis thereof for the year then ended on the basis of accounting described in Note 1.

Basis of Accounting

We draw attention to Note 1 of the financial statements, which describes the basis of accounting. The financial statements are prepared on the cash basis of accounting, which is a basis of accounting other than accounting principles generally accepted in the United States of America. Our opinion is not modified with respect to this matter.

Other Matters

Other Information

Our audit was conducted for the purpose of forming an opinion on the financial statements that collectively comprise the School District's basic financial statements. The Combined Schedule of Cash Receipts, Disbursements and Fund Balances – Cash Basis, the Schedule of Cash Disbursements for Operational Expenses – Cash Basis – General Fund and the Individual Fund Schedules of Cash Receipts, Transfers, Disbursements and Fund Balances – Cash Basis as listed on pages 32 and 42 through 49 are presented for purposes of additional analysis and are not a required part of the basic financial statements.

These schedules are the responsibility of management and were derived from and relate directly to the underlying accounting and other records used to prepare the basic financial statements. Such information has been subjected to the auditing procedures applied in the audit of the basic financial statements and certain additional procedures, including comparing and reconciling such information directly to the underlying accounting and other records used to prepare the basic financial statements or to the basic financial statements themselves, and other additional procedures in accordance with auditing standards generally accepted in the United States of America. In our opinion, these

schedules are fairly stated in all material respects in relation to the basic financial statements as a whole on the basis of accounting described in Note 1.

Management's discussion and analysis on pages 4 through 8, the budgetary comparison information on pages 33 and 34 and the Analysis of Tax Accounts with County Treasurers – General Fund, Analysis of Tax Accounts with County Treasurers – Special Building Fund, and Analysis of Tax Accounts with County Treasurers – Bond Fund on pages 50 through 52 have not been subjected to the auditing procedures applied in the audit of the basic financial statements and, accordingly, we do not express an opinion or provide any assurance on them.

Other Reporting Required by *Government Auditing Standards*

In accordance with *Government Auditing Standards*, we have also issued our report dated October 31, 2019 on our consideration of the School District's internal control over financial reporting and on our tests of its compliance with certain provisions of laws, regulations, contracts and grant agreements, and other matters. The purpose of that report is solely to describe the scope of our testing of internal control over financial reporting and compliance and the results of that testing, and not to provide an opinion on the effectiveness of internal control over financial reporting or on compliance. That report is an integral part of an audit performed in accordance with *Government Auditing Standards* in considering the School District's internal control over financial reporting and compliance.

KSO CPA's, P.C.



Kearney, Nebraska

October 31, 2019

MANAGEMENT'S DISCUSSION AND ANALYSIS (MD & A)
DAWSON COUNTY SCHOOL DISTRICT #20
(Gothenburg Public Schools)

This section of the Gothenburg Public Schools annual audit report presents our discussion and analysis of the school district's financial performance during the fiscal year that ended on August 31, 2019. Please read it in conjunction with the school district's financial statements, which follow this section.

OVERVIEW OF THE DISTRICT

- a. Facilities - The Gothenburg Public Schools is a K-12 school system located in central Nebraska with land located in Custer, Dawson, and Lincoln Counties. Students attend at Dudley Elementary and the Junior/Senior High School.
- b. Students – The average daily membership decreased slightly from 886 in 2017-18 to 879 in 2018-19. This decrease has occurred in two consecutive years. A review of students leaving the district indicated that most were relocating to other communities in the state. Over 90% of the student population is Caucasian with Hispanic, Native American, African American, and Asian American students making up the population.
- c. Personnel - The district employs 82 certificated and 39 classified staff.
- d. Statutory Lids - The Nebraska Legislature has enacted statutes that provide two restrictions on school district budgets; a certified budget authority and a restriction (lid) on tax levies.

Certified Budget Authority is the greater of the Budget Based Calculation, the Student Growth Adjustment Calculation, or the Formula Needs Calculation. Budget Based Calculation method applies to District #20. The Certified Budget Authority represents the maximum allowable budget for the district not including Special Grant Funds, Special Education Disbursements, and General Fund Exclusions. The Certified Budget Authority for District #20 was \$11,297,607 for 2018-19.

In addition to the spending lid, the Nebraska Legislature provided for a lid on the tax levies of affiliated school systems. The 18-19 District #20 fiscal year tax levy was \$0.978520 on the combined levy for the general fund and the building fund, which was below the 1.09 limit. The combined general, building and bond fund levy set by the Gothenburg Schools Affiliated System was 1.089979 which was an increase from 1.041863 in 17-18. The relatively level levy is due to the additional state aid that was able to offset increase in costs.

If the district does not utilize all of the spending authority available to it, unused budget authority is generated and included in the Certificated Budget Authority of the District for the next budget.

OVERVIEW OF THE FINANCIAL STATEMENTS

This annual report is presented in a format consistent with the presentation requirements of GASB Statement No. 34, Basic Financial Statements and Management's Discussion and Analysis for State and Local Governments. Statement 34 established standards for external financial reporting for all state and local government entities, which includes government-wide financial statements, fund financial statements, and the classification of net position into three components: (a) net investment in capital assets; (b) restricted; and (c) unrestricted.

This annual report consists of three parts: (1) Management's Discussion and Analysis; (2) the Basic Financial Statements – Cash Basis; and (3) Supplemental Schedules.

The accompanying basic financial statements have been prepared on the cash basis of accounting. Accordingly, the financial statements and supplemental schedules are not intended to present financial position and results of operations in conformity with accounting principles generally accepted in the United States of America. The use of the cash basis of accounting is permissible under Title 92, Nebraska Administrative Code, Chapter 2 for school districts such as Dawson County School District #20.

The government-wide financial statements report information on all of the nonfiduciary activities of the primary government. For the most part, the effect of interfund activity has been removed from these statements. Governmental activities, which normally are supported by taxes and intergovernmental receipts, are reported separately from business-type activities, which rely to a significant extent on fees and charges for support.

The statement of activities demonstrates the degree to which the direct disbursements of a given function or segment are offset by program receipts. Direct disbursements are those that are clearly identifiable with a specific function or segment. Program receipts include: (1) charges to customers or applicants who purchase, use, or directly benefit from goods, services, or privileges provided by a given function or segment; and (2) grants and contributions that are restricted to meeting the operational or capital requirements of a particular function or segment. Taxes and other items not properly included among program revenues are reported instead as general receipts.

Separate financial statements are provided for governmental funds, proprietary funds, and fiduciary funds, even though the latter are excluded from the government-wide financial statements. Each individual governmental and each individual proprietary fund are reported as separate columns in the fund financial statements.

Proprietary funds are used to account for the School District’s business-type activities. Proprietary funds distinguish operating receipts and disbursements from non-operating items. Operating receipts and disbursements generally result from providing services and producing and delivering goods in connection with a proprietary fund’s principal ongoing operations. All receipts and disbursements not meeting this definition are reported as non-operating receipts and disbursements. The Nutrition Fund is considered a proprietary fund.

Fiduciary funds report assets held in a trustee or agency capacity for others and therefore cannot be used to support the School District’s own programs. The Activities Fund and Student Fees Fund are fiduciary funds.

The financial statements also include notes that explain some of the information in the financial statements and provide more detailed data about the financial statements and School District commitments, contingencies, and long-term debt obligations that are not reported in the cash basis financial statements. The statements are followed by a section of Other Information that further explains and supports the information in the financial statements.

FINANCIAL HIGHLIGHTS

The following chart gives fund balances as of the end of the fiscal year. The total position of the district for the 2018-2019 fiscal year decreased by \$214,109.

	<u>Aug. 31, 2018</u>	<u>Aug. 31, 2019</u>
General Fund	\$ 5,605,247	\$ 5,596,491
Building Fund	1,102,042	1,263,919
Employee Benefit	62,333	93,382
Depreciation	611,455	268,656
Bond Fund	935,240	939,575
Other Funds	<u>359,108</u>	<u>299,293</u>
TOTAL FUND BALANCES	<u>\$ 8,675,425</u>	<u>\$ 8,461,316</u>

The increase in total receipts is primarily due to taxes requested in the building fund for future capital projects. During the year, the school district general fund receipts were \$10,393,649, which were less than disbursements of \$10,402,405 by \$8,756.

The 18-19 certified taxable value for the Gothenburg Public Schools was \$873,819,396; a decrease of 0.01% from the 17-18 valuation, a lower percentage than in previous years. The ag land valuation increases have begun to level off due to lower commodity prices resulting in lower priced land sales and expected to decrease in future years.

FINANCIAL ANALYSIS OF THE DISTRICT AS A WHOLE

Governmental Activities

The largest single source of receipts for the district is property tax. The following table shows the property tax rates by fund. The levies are expressed in dollars and cents per \$100 valuation.

	2017-2018	2018-2019	
	<u>Levy</u>	<u>Levy</u>	Change
General Fund	0.9220	0.9612	0.0392
Building Fund	0.0086	0.0174	0.0088
Bond Fund	<u>0.1113</u>	<u>0.1115</u>	<u>0.0002</u>
TOTAL LEVY	<u>1.0419</u>	<u>1.0901</u>	<u>0.0482</u>

The levy in the General Fund was increased despite valuation decreases.

General Fund Budgetary Highlights

Receipts (p.30)	<u>Actual</u>	<u>Distribution by Percentage</u>
Local Sources	\$8,071,103	77.7%
County Sources	62,969	0.6%
State Sources	1,868,411	18.0%
Federal Sources	348,724	3.3%
<u>Non-Program</u>	<u>42,442</u>	<u>0.4%</u>
	\$10,393,649	

State Aid decreased from \$620,722 to \$404,409 (34.85%). The decrease was due to a change in the basic cost portion of the formula which is tied directly to the spending patterns of school districts immediately smaller and immediately larger than District #20.

Program disbursements (p.34)	<u>Actual</u>	<u>Distribution by Percentage</u>
All Instruction	\$6,078,232	58.9%
Support Services – Pupils	953,042	9.2%
Support Services – Staff	416,244	4.0%
General Administration & Board	416,223	4.0%
Office of Principal	338,180	3.3%
Business Services	158,590	1.5%
Building Maintenance	1,112,298	10.8%
Transportation/Vehicle Purchase	337,360	3.3%
Community	1,667	0.0%
State Categorical	143,159	1.4%
Federal Programs	314,857	3.1%
<u>Summer School</u>	<u>57,553</u>	<u>0.5%</u>
	\$10,327,405	

DEBT ADMINISTRATION

Refunding General Obligation bonds totaling \$10,155,000 were issued on Feb. 10, 2005, as an advance refunding of Series 2001 Bonds. The bonds bear interest at the rate of 2.25% to 4.5% and are amortized over 22 years.

On March 15, 2010, general obligation bonds were issued in the amount of \$9,395,000 for the purpose of constructing additions to and renovations of the existing school facilities. The bonds had interest rates ranging from 2.00% to 3.8%.

On January 20, 2015, the School District refinanced the above-mentioned bonds in the amount of \$6,600,000. The current bonds have interest rates ranging from 0.30% to 2.1%. Principal is due annually in December.

The district made payments of \$660,000 to retire principal and \$76,310 to pay interest on the general obligation debt during the 2018-19 fiscal year.

The district had \$4,165,000 million in outstanding debt as of Aug. 31, 2019 with six years of payments remaining. The last payment is scheduled for December of 2024.

CONTACTING THE DISTRICT'S FINANCIAL MANAGEMENT

This financial report is designed to provide our citizens, taxpayers, students, and bond-buyers a general overview of the District's finances and to demonstrate the District's accountability for the money with which it is entrusted. If you have questions about this report or need additional financial information, contact the District Office of Gothenburg Public Schools, 1322 Ave I, Gothenburg, NE 69138. You may reach the office at (308) 537-3651 or by fax at (866) 430-5324.

**DAWSON COUNTY SCHOOL DISTRICT NO. 20
GOTHENBURG, NEBRASKA**

**STATEMENT OF NET POSITION - CASH BASIS
August 31, 2019**

	Primary Government		
	Governmental Activities	Business-type Activities	Total
ASSETS			
Cash	\$ 6,054,423	\$ 10,047	\$ 6,064,470
Cash at County Treasurer	<u>2,107,600</u>	<u>-</u>	<u>2,107,600</u>
Total assets	<u>\$ 8,162,023</u>	<u>\$ 10,047</u>	<u>\$ 8,172,070</u>
NET POSITION			
Restricted for:			
Debt service	\$ 939,575	\$ -	\$ 939,575
Capital projects and improvements	1,263,919	-	1,263,919
Unrestricted	<u>5,958,529</u>	<u>10,047</u>	<u>5,968,576</u>
Total net position	<u>\$ 8,162,023</u>	<u>\$ 10,047</u>	<u>\$ 8,172,070</u>

See notes to the financial statements.

**DAWSON COUNTY SCHOOL DISTRICT NO. 20
GOTHENBURG, NEBRASKA**

**STATEMENT OF ACTIVITIES - CASH BASIS
For the Year Ended August 31, 2019**

Functions/Programs	Program Receipts			Net (Disbursement) Receipt and Changes in Net Position		Total	
	Disbursements	Charges for Services	Operating Grants and Contributions	Capital Grants and Contributions	Primary Government		
					Governmental Activities		Business-type Activities
Primary government:							
Governmental activities:							
Regular instruction	\$ 4,760,261	\$ -	\$ -	\$ -	\$ (4,760,261)	\$ -	\$ (4,760,261)
Support services	3,139,440	-	-	-	(3,139,440)	-	(3,139,440)
Office of principal	338,180	-	-	-	(338,180)	-	(338,180)
General business support services	158,590	-	-	-	(158,590)	-	(158,590)
Plant operation and maintenance	1,112,298	-	-	-	(1,112,298)	-	(1,112,298)
Regular pupil transportation	287,360	-	-	-	(287,360)	-	(287,360)
Summer school	57,553	-	-	-	(57,553)	-	(57,553)
Community services	1,667	-	-	-	(1,667)	-	(1,667)
State categorical programs	143,159	-	439,965	-	296,806	-	296,806
Federal programs	314,857	-	348,724	-	33,867	-	33,867
Capital outlay	395,574	-	-	-	(395,574)	-	(395,574)
Debt service	738,840	-	-	-	(738,840)	-	(738,840)
Total governmental activities	\$ 11,447,779	\$ -	\$ 788,689	\$ -	\$ (10,659,090)	\$ -	\$ (10,659,090)
Business-type activities:							
School nutrition fund	\$ 526,812	\$ 269,707	\$ 192,727	\$ -	\$ -	\$ (64,378)	\$ (64,378)
Total business-type activities	\$ 526,812	\$ 269,707	\$ 192,727	\$ -	\$ -	\$ (64,378)	\$ (64,378)
Total primary government	\$ 11,974,591	\$ 269,707	\$ 981,416	\$ -	\$ (10,659,090)	\$ (64,378)	\$ (10,723,468)
General receipts:							
Taxes:							
Property	\$ 8,333,606	\$ -	\$ -	\$ -	\$ -	\$ -	\$ 8,333,606
Property tax credit	622,226	-	-	-	-	-	622,226
Personal property tax credit	32,010	-	-	-	-	-	32,010
Personal property tax credit - railroad and public service	9,582	-	-	-	-	-	9,582
Motor vehicle	449,131	-	-	-	-	-	449,131
Homestead exemption	135,280	-	-	-	-	-	135,280
Pro-rate motor vehicle	24,256	-	-	-	-	-	24,256
Carline	24,453	-	-	-	-	-	24,453
Public power district sales tax	20,041	-	-	-	-	-	20,041
Fines and licenses	84,331	-	-	-	-	-	84,331
Rental of school equipment and facilities	450	-	-	-	-	-	450
Employee benefit withholdings and reimbursements	67,009	-	-	-	-	-	67,009
Tuition	4,540	-	-	-	-	-	4,540
Transfers in (out)	(75,000)	-	-	-	50,000	-	(25,000)
State aid	676,943	-	-	-	-	-	676,943
Interest income	54,259	-	-	-	22	-	54,281
Other	41,679	-	-	-	1,379	-	43,058
Total general receipts	\$ 10,504,796	\$ 51,401	\$ -	\$ -	\$ 51,401	\$ -	\$ 10,556,197
Change in net position					(154,294)	(12,977)	(167,271)
Net position - beginning					8,316,317	23,024	8,339,341
Net position - ending					\$ 8,162,023	\$ 10,047	\$ 8,172,070

See notes to the financial statements.

**DAWSON COUNTY SCHOOL DISTRICT NO. 20
GOTHENBURG, NEBRASKA**

**STATEMENT OF ASSETS AND FUND BALANCES - CASH BASIS
GOVERNMENTAL FUNDS
August 31, 2019**

	<u>General Fund</u>	<u>Bond Fund</u>	<u>Special Building Fund</u>	<u>Depreciation Fund</u>	<u>Employee Benefit Fund</u>	<u>Total Governmental Funds</u>
ASSETS						
Cash	\$ 3,688,656	\$ 772,075	\$ 1,231,654	\$ 268,656	\$ 93,382	\$ 6,054,423
Cash at County Treasurer	<u>1,907,835</u>	<u>167,500</u>	<u>32,265</u>	-	-	<u>2,107,600</u>
Total assets	<u>\$ 5,596,491</u>	<u>\$ 939,575</u>	<u>\$ 1,263,919</u>	<u>\$ 268,656</u>	<u>\$ 93,382</u>	<u>\$ 8,162,023</u>
FUND BALANCES						
Assigned to:						
Debt service	\$ -	\$ 939,575	\$ -	\$ -	\$ -	\$ 939,575
Capital projects	-	-	1,263,919	-	-	1,263,919
Special revenue funds	-	-	-	268,656	93,382	362,038
Unassigned, reported in:						
General fund	<u>5,596,491</u>	-	-	-	-	<u>5,596,491</u>
Total fund balances	<u>\$ 5,596,491</u>	<u>\$ 939,575</u>	<u>\$ 1,263,919</u>	<u>\$ 268,656</u>	<u>\$ 93,382</u>	<u>\$ 8,162,023</u>

See notes to the financial statements.

**DAWSON COUNTY SCHOOL DISTRICT NO. 20
GOTHENBURG, NEBRASKA**

**STATEMENT OF RECEIPTS, DISBURSEMENTS AND CHANGES IN FUND BALANCES - CASH BASIS
GOVERNMENTAL FUNDS
For the Year Ended August 31, 2019**

	General Fund	Bond Fund	Special Building Fund	Depreciation Fund	Employee Benefit Fund	Reclassifi- cations	Total Governmental Funds
RECEIPTS							
Taxes:							
Property	\$ 7,539,627	\$ 674,508	\$ 119,471	\$ -	\$ -	\$ -	\$ 8,333,606
Property tax credit	572,723	40,944	8,559	-	-	-	622,226
Personal property tax credit	28,914	2,574	522	-	-	-	32,010
Personal property tax credit - railroad and public service	8,482	947	153	-	-	-	9,582
Motor vehicle	431,826	-	17,305	-	-	-	449,131
Homestead exemption	119,521	13,603	2,156	-	-	-	135,280
Pro-rate motor vehicle	21,863	1,993	400	-	-	-	24,256
Carline tax	21,818	2,241	394	-	-	-	24,453
Public power district sales tax	20,041	-	-	-	-	-	20,041
Fines and licenses	84,331	-	-	-	-	-	84,331
Rental of school equipment and facilities	450	-	-	-	-	-	450
Employee benefit withholdings and reimbursements	-	-	-	-	67,009	-	67,009
Tuition	4,540	-	-	-	-	-	4,540
Other state sources	1,116,908	-	-	-	-	-	1,116,908
Federal sources	348,724	-	-	-	-	-	348,724
Interest income	31,439	7,128	13,410	2,282	-	-	54,259
Other	41,679	-	-	-	-	-	41,679
Total receipts	\$ 10,392,886	\$ 743,938	\$ 162,370	\$ 2,282	\$ 67,009	\$ -	\$ 11,368,485
DISBURSEMENTS							
Regular instruction	\$ 4,724,301	\$ -	\$ -	\$ -	\$ 85,960	\$ (50,000)	\$ 4,760,261
Support services:							
Poverty programs	411,338	-	-	-	-	-	411,338
Special education instruction programs	942,593	-	-	-	-	-	942,593
Pupils	891,446	-	-	-	-	-	891,446
Security	60,616	-	-	-	-	-	60,616
Safety	980	-	-	-	-	-	980
Staff	416,244	-	-	-	-	-	416,244
Board of Education	145,322	-	-	-	-	-	145,322
Executive administration services	270,901	-	-	-	-	-	270,901
Office of principal	338,180	-	-	-	-	-	338,180
General business support services	158,590	-	-	-	-	-	158,590
Vehicle acquisition and maintenance	50,000	-	-	-	-	(50,000)	-
Plant operation and maintenance	1,112,298	-	-	-	-	-	1,112,298
Regular pupil transportation	287,360	-	-	-	-	-	287,360
Summer school	57,553	-	-	-	-	-	57,553
Community services	1,667	-	-	-	-	-	1,667
State categorical programs	143,159	-	-	-	-	-	143,159
Federal programs	314,857	-	-	-	-	-	314,857
Capital outlay	-	-	493	395,081	-	-	395,574
Debt service	-	738,840	-	-	-	-	738,840
Total disbursements	\$ 10,327,405	\$ 738,840	\$ 493	\$ 395,081	\$ 85,960	\$ (100,000)	\$ 11,447,779
Excess (deficiency) of receipts over (under) disbursements	\$ 65,481	\$ 5,098	\$ 161,877	\$ (392,799)	\$ (18,951)	\$ 100,000	\$ (79,294)
OTHER FINANCING SOURCES (USES)							
Transfers in	\$ 763	\$ -	\$ -	\$ 50,000	\$ 50,000	\$ (100,000)	\$ 763
Transfers out	(75,000)	(763)	-	-	-	-	(75,763)
Total other financing sources (uses)	\$ (74,237)	\$ (763)	\$ -	\$ 50,000	\$ 50,000	\$ (100,000)	\$ (75,000)
Excess (deficiency) of receipts and other financing sources over (under) disbursements and other financing uses	\$ (8,756)	\$ 4,335	\$ 161,877	\$ (342,799)	\$ 31,049	\$ -	\$ (154,294)
Fund balances - beginning	\$ 5,605,247	\$ 935,240	\$ 1,102,042	\$ 611,455	\$ 62,333	\$ -	\$ 8,316,317
Fund balances - ending	\$ 5,596,491	\$ 939,575	\$ 1,263,919	\$ 268,656	\$ 93,382	\$ -	\$ 8,162,023

See notes to the financial statements.

**DAWSON COUNTY SCHOOL DISTRICT NO. 20
GOTHENBURG, NEBRASKA**

**STATEMENT OF NET POSITION - CASH BASIS
PROPRIETARY FUND
August 31, 2019**

	<u>School Nutrition Fund</u>
ASSETS	
Cash	\$ 10,047
Total assets	<u>\$ 10,047</u>
NET POSITION	
Unrestricted	\$ 10,047
Total net position	<u>\$ 10,047</u>

See notes to the financial statements.

**DAWSON COUNTY SCHOOL DISTRICT NO. 20
GOTHENBURG, NEBRASKA**

**STATEMENT OF RECEIPTS, DISBURSEMENTS AND CHANGES IN
NET POSITION - CASH BASIS
PROPRIETARY FUND**

For the Year Ended August 31, 2019

	<u>School Nutrition Fund</u>
Operating receipts:	
Charges for sales and services:	
Lunchroom sales	\$ 269,707
Other	1,379
Total operating receipts	<u>\$ 271,086</u>
Operating disbursements:	
Cost of sales and services	\$ 526,812
Total operating disbursements	<u>\$ 526,812</u>
Operating income (loss)	<u>\$ (255,726)</u>
Nonoperating receipts:	
Federal and State reimbursements	\$ 192,727
Interest income	22
Transfer from general fund	50,000
Total nonoperating receipts	<u>\$ 242,749</u>
Increase (decrease) in net position	<u>\$ (12,977)</u>
Total net position - beginning	<u>23,024</u>
Total net position - ending	<u><u>\$ 10,047</u></u>

See notes to the financial statements.

**DAWSON COUNTY SCHOOL DISTRICT NO. 20
GOTHENBURG, NEBRASKA**

**STATEMENT OF NET POSITION - CASH BASIS
FIDUCIARY FUNDS
August 31, 2019**

	Activities Fund	Student Fees Fund	Total Fiduciary Funds
ASSETS			
Cash	\$ 286,453	\$ 2,793	\$ 289,246
Total assets	\$ 286,453	\$ 2,793	\$ 289,246
 NET POSITION	 \$ 286,453	 \$ 2,793	 \$ 289,246

See notes to the financial statements.

**DAWSON COUNTY SCHOOL DISTRICT NO. 20
GOTHENBURG, NEBRASKA**

**STATEMENT OF CHANGES IN NET POSITION - CASH BASIS
FIDUCIARY FUNDS
For the Year Ended August 31, 2019**

	Activities Fund	Student Fees Fund	Total Fiduciary Funds
ADDITIONS			
Activities receipts	\$ 510,965	\$ 17,154	\$ 528,119
Transfer from general	<u>25,000</u>	<u>-</u>	<u>25,000</u>
Total additions	<u>\$ 535,965</u>	<u>\$ 17,154</u>	<u>\$ 553,119</u>
DEDUCTIONS			
Activities expenditures	\$ 582,811	\$ 17,146	\$ 599,957
Total deductions	<u>\$ 582,811</u>	<u>\$ 17,146</u>	<u>\$ 599,957</u>
Increase (decrease) in net position	\$ (46,846)	\$ 8	\$ (46,838)
Net position - beginning	<u>333,299</u>	<u>2,785</u>	<u>336,084</u>
Net position - ending	<u>\$ 286,453</u>	<u>\$ 2,793</u>	<u>\$ 289,246</u>

See notes to the financial statements.

**DAWSON COUNTY SCHOOL DISTRICT NO. 20
GOTHENBURG, NEBRASKA**

**NOTES TO THE FINANCIAL STATEMENTS
FOR THE FISCAL YEAR ENDED AUGUST 31, 2019**

1. **SUMMARY OF SIGNIFICANT ACCOUNTING POLICIES**

Basis of Accounting – The School District prepares its financial statements on the cash basis, which is consistent with the requirements of the Commissioner of Education and Nebraska Department of Education. Under the cash basis, revenues are recognized when collected rather than when earned, and expenses are recognized when paid rather than when incurred. Consequently, these financial statements are not intended to present financial information in accordance with accounting principles generally accepted in the United States of America.

Organization – Dawson County School District No. 20 – Gothenburg Public Schools (the “School District”) is a tax exempt political subdivision and a Class III school district of the State of Nebraska.

Reporting Entity – All significant activities and organizations on which the School exercises oversight responsibility have been included in the School District's financial statements. The School District has no component units.

Basis of Presentation – On September 1, 2003, the School District adopted the provisions of Statement No. 34 (“Statement 34”) of the Governmental Accounting Standards Board “Basic Financial Statements – and Management’s Discussion and Analysis – for State and Local Governments.” Statement 34 established standards for external financial reporting for all state and local government entities, which includes government-wide financial statements, fund financial statements and the classification of net position into two components – restricted and unrestricted.

Government-wide and Fund Financial Statements – The government-wide financial statements report information on all of the non-fiduciary activities of the primary government. For the most part, the effect of interfund activity has been removed from these statements. Governmental activities, which normally are supported by taxes and intergovernmental receipts, are reported separately from business-type activities, which rely to a significant extent on fees and charges for support.

The statement of activities demonstrates the degree to which the direct disbursements of a given function or segment are offset by program receipts. Direct disbursements are those that are clearly identifiable with a specific function or segment. Program receipts include 1) charges to customers or applicants who purchase, use, or directly benefit from goods, services, or privileges provided by a given function or segment and 2) grants and contributions that are restricted to meeting the operational or capital requirements of a particular function or segment.

**DAWSON COUNTY SCHOOL DISTRICT NO. 20
GOTHENBURG, NEBRASKA**

**NOTES TO THE FINANCIAL STATEMENTS
FOR THE FISCAL YEAR ENDED AUGUST 31, 2019**

1. **SUMMARY OF SIGNIFICANT ACCOUNTING POLICIES (continued)**

Taxes and other items not properly included among program revenues are reported instead as general receipts.

Separate financial statements are provided for governmental funds, proprietary funds, and fiduciary funds, even though the latter are excluded from the government-wide financial statements. Major individual governmental funds and major individual proprietary funds are reported as separate columns in the fund financial statements.

Proprietary funds are used to account for the School District's business-type activities. Proprietary funds distinguish operating receipts and disbursements from non-operating items. Operating receipts and disbursements generally result from providing services and producing and delivering goods in connection with a proprietary fund's principal ongoing operations. All receipts and disbursements not meeting this definition are reported as non-operating receipts and disbursements. The School Nutrition Fund is considered a proprietary fund.

Fiduciary funds report assets held in a trustee or agency capacity for others and therefore cannot be used to support the School District's own programs. The Activities Fund and Student Fees Fund are considered fiduciary funds.

Major funds of the school are the General, Bond, Special Building, Depreciation and Employee Benefit Funds for the governmental funds and the School Nutrition Fund for the proprietary funds.

Fund Types – The accounts of the School District are organized on the basis of funds which are grouped into the following fund types:

Governmental Funds

General Fund – Accounts for the financing of all facets of services rendered by the School District, inclusive of operation and maintenance.

Depreciation Fund – Accumulates funds for eventual significant future capital outlays.

Employee Benefit Fund – Accounts for money utilized to make contributions on behalf of and pay benefits to participants in the School District's medical reimbursement plan.

Special Building Fund – Accounts for the acquisition, erection, alteration, or improvement of buildings and sites.

**DAWSON COUNTY SCHOOL DISTRICT NO. 20
GOTHENBURG, NEBRASKA**

**NOTES TO THE FINANCIAL STATEMENTS
FOR THE FISCAL YEAR ENDED AUGUST 31, 2019**

1. **SUMMARY OF SIGNIFICANT ACCOUNTING POLICIES (continued)**

Bond Fund – Accounts for tax receipts, investment interest, and the payment of Bond principal, interest, and other related costs.

Proprietary Fund

School Nutrition Fund – Accounts for the proceeds of breakfast and lunch receipts, U.S. Department of Agriculture reimbursements and commodities receipts which are restricted to disbursements for specific purposes.

Fiduciary Funds

Activities Fund – Accounts for the financial operations of quasi-independent student organizations, interschool athletics, and other self-supporting or partially self-supporting school activities not accounted for in another fund.

Student Fees Fund – Accounts for fees collected for participation in extracurricular activities and summer school.

General Statement – The Governmental Accounting Standards Board (GASB) is the standard-setting body for governmental accounting and financial reporting. The School District has applied all applicable GASB pronouncements.

Reclassifications – Certain amounts in prior year columns have been reclassified to conform with the current year financial statement presentation.

Accounts Receivable – As a result of the use of the cash basis of accounting, accounts receivable and other revenue-related receivables are not reported in the financial statements.

Inventory – Inventories of expendable supplies held for consumption have been recorded as expenditures at the time the items were purchased.

Capital Assets – In accordance with the cash basis of accounting, capital assets are not recorded as assets on the government-wide or fund statements and depreciation is not recognized. Purchases of capital assets are recorded as disbursements by function in the financial statements.

Long-Term Debt – In accordance with the cash basis of accounting, long-term debt is not reported as a liability in the government-wide or fund financial statements. Proceeds from long-term debt are reported as receipts and payments of principal are reported as disbursements in both the government-wide and fund financial statements.

**DAWSON COUNTY SCHOOL DISTRICT NO. 20
GOTHENBURG, NEBRASKA**

**NOTES TO THE FINANCIAL STATEMENTS
FOR THE FISCAL YEAR ENDED AUGUST 31, 2019**

1. **SUMMARY OF SIGNIFICANT ACCOUNTING POLICIES (continued)**

Compensated Absences – The School District has entered into negotiated agreements with certified and noncertified personnel. In those agreements they have agreed to benefits for vacation and sick leave. In accordance with the cash basis of accounting, these benefits are recorded as expenses when paid.

Equity – In the government-wide statements, equity is classified as unrestricted and restricted net position. In the governmental fund statements, equity is classified as non-spendable, restricted, committed, assigned, and unassigned. See detail below.

Fund Balance

In accordance with Governmental Accounting Standards Board Statement No. 54 “Fund Balance Reporting and Governmental Fund Type Definitions,” the School District classifies governmental fund balances as follows:

Non-spendable:

Fund balance amounts are considered non-spendable if they cannot be spent either because they are not in spendable form or because of legal or contractual constraints.

Restricted:

Fund balance amounts are considered restricted if they are constrained for specific purposes which are externally imposed by providers, such as creditors, or constrained due to constitutional provisions or enabling legislation.

Committed:

Fund balance amounts are considered committed if they are constrained for specific purposes that are internally imposed by the government through formal action of the Board of Education and the constraints do not lapse at year-end.

Assigned:

Fund balance amounts are considered assigned if they are intended to be used for specific purposes that are neither considered restricted nor committed. Fund balances may be assigned by management.

Unassigned:

Fund balance amounts are considered unassigned if they are positive fund balances within the General Fund that are not classified as one of the above or negative fund balances in other governmental funds.

**DAWSON COUNTY SCHOOL DISTRICT NO. 20
GOTHENBURG, NEBRASKA**

**NOTES TO THE FINANCIAL STATEMENTS
FOR THE FISCAL YEAR ENDED AUGUST 31, 2019**

1. SUMMARY OF SIGNIFICANT ACCOUNTING POLICIES (continued)

The School District's policy is to spend restricted amounts first when both restricted and unrestricted fund balances are available unless there are legal restrictions that prohibit doing so. Additionally, the School District is to first spend committed, then assigned, and lastly unassigned amounts of unrestricted fund balances when expenditures are made.

The School District does not have a formal minimum fund balance policy.

2. BUDGET PROCESS

The School District follows these procedures in establishing the budgetary data reflected in the accompanying financial statements.

Prior to September 1, the Board of Education prepares a proposed operating budget on the cash basis for the general, building and bond funds for the fiscal year commencing on September 1. The operating budget includes proposed expenditures and the means of financing them.

Public hearings are conducted at a public meeting to obtain taxpayer comments.

Prior to September 20, the budget is legally adopted by the Board of Education through passage of a resolution.

Total expenditures may not legally exceed total appropriations. Appropriations lapse at year-end and any revisions require Board approval.

The property tax requirement resulting from the budget process is utilized by the County Assessor to establish the tax levy, which attaches as an enforceable lien on property within the School District as of January 1. Taxes are due as of that date. All unpaid taxes are delinquent as of September 1.

3. CASH AND INVESTMENTS

Nebraska Statute §79-1043 provides that the School District may, by and with the consent of the Board of Education, invest the funds of the School District in securities, including repurchase agreements, the nature of which individuals of prudence, discretion and intelligence acquire or retain in dealing with the property of another.

**DAWSON COUNTY SCHOOL DISTRICT NO. 20
GOTHENBURG, NEBRASKA**

**NOTES TO THE FINANCIAL STATEMENTS
FOR THE FISCAL YEAR ENDED AUGUST 31, 2019**

3. CASH AND INVESTMENTS (continued)

Deposits – At year-end, the School District’s carrying amount of bank deposits was \$6,353,716 and the bank balance was \$6,684,019. All balances were covered by federal depository insurance or collateralized with securities held by the pledging financial institution’s trust department or agent in the School District’s name.

For reporting purposes, the collateral on the School District bank deposits is classified in these categories:

- 1) Insured or collateralized with securities held by the School District or by its agent in the School District’s name.
- 2) Collateralized with securities held by the pledging financial institution’s trust department or agent in the School District’s name.
- 3) Uncollateralized or collateralized with securities held by the pledging financial institution, or by its trust department or agent, but not in the School District’s name.

Deposits and investments of the School District at August 31, 2019, consisted of the following:

	Level 1	Level 2	Level 3
Cash - demand deposits	\$ 250,000	\$ 3,482,201	\$ -
Certificates of deposit	250,000	2,701,818	-
	\$ 500,000	\$ 6,184,019	\$ -

The School District attempts to mitigate the following types of deposit and investment risks through compliance with the State Statutes. The types of deposit and investment risks are the following:

Interest rate risk – As a means of limiting its exposure to fair value losses arising from interest rate risk, the School District’s investment policy requires that market conditions and investment securities be analyzed to determine the maximum yield to be obtained and to minimize the impact of rising interest rates.

Credit risk – The School District’s investment policies regarding credit risk are governed by state statutes as described above.

Concentration of credit risk – The School District’s investment policy places no limits on the amounts that may be invested in any one issuer.

**DAWSON COUNTY SCHOOL DISTRICT NO. 20
GOTHENBURG, NEBRASKA**

**NOTES TO THE FINANCIAL STATEMENTS
FOR THE FISCAL YEAR ENDED AUGUST 31, 2019**

3. CASH AND INVESTMENTS (continued)

Custodial credit risk – deposits – Custodial credit risk for deposits is the risk that, in the event of a bank failure, the School District’s deposits may not be returned to it. The School District’s policy regarding custodial credit risk is determined by state statute as described above.

Custodial credit risk – investments – Custodial credit risk for investments is the risk that, in the event of the failure of the counterparty, the School District will not be able to recover the value of its investments or collateral securities that are in possession of an outside party. The School District’s policy regarding custodial credit risk is determined by state statute as described above.

None of the School District’s deposits in excess of the amount insured by the Federal Deposit Insurance Corporation shall be allowed to accumulate in any financial institution unless (a) the financial institution gives a surety bond, (b) the financial institution provides the School District with securities as collateral on the excess funds or (c) the financial institution issues a joint custody receipt to the benefit of the School District where a third party financial institution actually holds the security.

4. RETIREMENT PLAN

Plan Description – Dawson County School District No. 20 contributes to the Nebraska School Employees Retirement System, a cost-sharing multiple-employer defined benefit pension plan administered by the Nebraska Public Employees Retirement System (NPERS). NPERS provides retirement and disability benefits to plan members and beneficiaries. The School Employees Retirement Act establishes benefit provisions.

In 1945, the Nebraska Legislature enacted the law establishing a retirement plan for school employees of the State. During the NPERS fiscal year ended June 30, 2018, there were 265 participating school districts. These were the districts that had contributions during the fiscal year. All regular public school employees in Nebraska, other than those who have their own retirement plans (Class V school districts, Nebraska State Colleges, University of Nebraska, Nebraska Community Colleges), are members of the plan.

Normal retirement is at age 65. For an employee who became a member before July 1, 2013, the monthly benefit is equal to the greater of the following: 1) the sum of a savings annuity, which is the actuarial equivalent of the member’s accumulated contributions and a service annuity equal to \$3.50 per year of service; or 2) the average of the three 12-month periods of service as a school employee in which such compensation was the greatest, multiplied by total years of creditable service, multiplied by a formula factor of two percent, and an actuarial factor based on age.

**DAWSON COUNTY SCHOOL DISTRICT NO. 20
GOTHENBURG, NEBRASKA**

**NOTES TO THE FINANCIAL STATEMENTS
FOR THE FISCAL YEAR ENDED AUGUST 31, 2019**

4. RETIREMENT PLAN (continued)

For an employee who became a member on or after July 1, 2013, the monthly benefit is equal to the greater of the following: 1) the sum of a savings annuity, which is the actuarial equivalent of the member's accumulated contributions and a service annuity equal to \$3.50 per year of service; or 2) the average of the five 12-month periods of service as a school employee in which such compensation was the greatest, multiplied by total years of creditable service, multiplied by a formula factor of two percent, and an actuarial factor based on age.

Benefit calculations vary with early retirement. Employees' benefits are vested after five years of plan participation or when termination occurs at age 65 or later.

For school employees who became members prior to July 1, 2013, the benefit paid to a retired member or beneficiary receives an annual cost of living adjustment, which is increased by the lesser of the percentage change in the Consumer Price Index for Urban Wage Earners and Clerical Workers or two and one-half percent. The current benefit paid to a retired member or beneficiary is adjusted so that the purchasing power of the benefit being paid is not less than 75 percent of the purchasing power of the initial benefit.

For school employees who became members on or after July 1, 2013, the benefit paid to a retired member or beneficiary receives an annual cost of living adjustment, which is increased by the lesser of the percentage change in the Consumer Price Index for Urban Wage Earners and Clerical Workers or one percent. There is no purchasing power floor for employees who fall under this tier.

For the District's year ended August 31, 2019, the District's total payroll for all employees was \$6,273,263. Total covered payroll was \$6,073,898. Covered payroll refers to all compensation paid by the District to active employees covered by the Plan.

Contributions – The State's contribution is based on an annual actuarial valuation. In addition, the State contributes an amount equal to two percent of the compensation of all members. This contribution is considered a nonemployer contribution since school employees are not employees of the State. The employee contribution was equal to 9.78 percent from July 1, 2017, to June 30, 2018, and from July 1, 2018, to August 31, 2019. The School District (employer) contribution is 101 percent of the employee contribution. The District's contribution to the Plan for its year ended August 31, 2019, was \$599,967.

**DAWSON COUNTY SCHOOL DISTRICT NO. 20
GOTHENBURG, NEBRASKA**

**NOTES TO THE FINANCIAL STATEMENTS
FOR THE FISCAL YEAR ENDED AUGUST 31, 2019**

4. RETIREMENT PLAN (continued)

Pension Liabilities – At June 30, 2018, the District had a liability of \$3,464,770 for its proportionate share of the net pension liability. (This liability is not recorded in the accompanying cash basis financial statements.) The net pension liability was measured as of June 30, 2018, and the total pension liability used to calculate the net pension liability was determined using an actuarial valuation as of that date. The NPERS School Plan was 89.50% funded as of June 30, 2018, based on actuarial calculations comparing total pension liability to the plan fiduciary net position. The District’s proportion of the net pension liability was based on a projection of the District’s long-term share of contributions to the pension plan relative to the projected contributions of all participating entities, actuarially determined. At June 30, 2018, the District’s proportion was 0.2548 percent, which was a decrease of 0.0043 percent from its proportion measured as of June 30, 2017.

For the year ended June 30, 2018, the District’s allocated pension expense was \$361,332.

Actuarial Assumptions – The total pension liability in the June 30, 2018, actuarial valuation was determined using the following actuarial assumptions, applied to all periods included in the measurement:

Inflation	2.75%
Salary increases, including wage inflation	3.5 – 8.5%
Cost-of-living adjustment	Members hired before July 1, 2013: 2.25% with a floor benefit equal to 75% purchasing power of original benefit. Members hired on/after July 1, 2013: 1.00% with no floor benefit.
Investment rate of return, net of investment expense, including inflation	7.5%

The School Plan’s pre-retirement mortality rates were based on the RP-2014 White Collar Table for Employees (100% of male rates for males and 55% of female rate for females), projected generationally with MP-2015.

**DAWSON COUNTY SCHOOL DISTRICT NO. 20
GOTHENBURG, NEBRASKA**

**NOTES TO THE FINANCIAL STATEMENTS
FOR THE FISCAL YEAR ENDED AUGUST 31, 2019**

4. RETIREMENT PLAN (continued)

The School Plan's post-retirement mortality rates were based on the RP-2014 White Collar Table for Employees, set back two years, scaled (males: under 80, 1.008; over 80, 1/449; females: under 85, 0.924; over 85, 1.5855; geometrically blended), projected generationally with a Society of Actuaries projection scale tool using 0.5% ultimate rate in 2035.

The School Plan's disability mortality rates were based on the RP-2014 Disabled Lives Table (static table).

The actuarial assumptions used in the July 1, 2018, valuations for the School Plan are based on the results of the most recent actuarial experience study, which covered the four-year period ending June 30, 2015. The experience study report is dated November 17, 2016.

The long-term expected real rate of return on pension plan investments was based upon the expected long-term investment returns provided by a consultant of the Nebraska Investment Council, who is responsible for investing the pension plan assets. The return assumptions were developed using a building-block method in which best-estimate ranges of expected future real rates of return (expected returns, net of pension plan investment expense and inflation) are developed for each major asset class. These ranges are combined to produce the long-term expected rate of return by weighting the expected future real rates of return by the target asset allocation percentage and by adding expected inflation. Best estimates of arithmetic real rates of return for each major asset class included in the pension plans' target asset allocation as of June 30, 2018, (see the discussion of the pension plan's investment policy) are summarized in the following table:

Asset Class	Target Allocation	Long-Term Expected Real Rate of Return
Large Cap U.S. Equity	26.1%	5.83%
Small Cap U.S. Equity	2.9%	7.56%
Global Equity	15.0%	6.51%
International Developed Equity	10.8%	6.80%
Emerging Markets	2.7%	10.55%
Core Bonds	20.0%	1.63%
High Yield	3.5%	5.22%
Bank Loans	5.0%	2.78%
International Bonds	1.5%	1.41%
Private Equity	5.0%	9.70%
Real Estate	7.5%	5.18%
Total	100%	

**DAWSON COUNTY SCHOOL DISTRICT NO. 20
GOTHENBURG, NEBRASKA**

**NOTES TO THE FINANCIAL STATEMENTS
FOR THE FISCAL YEAR ENDED AUGUST 31, 2019**

4. RETIREMENT PLAN (continued)

The long-term expected real rate of return is an arithmetic mean, net of investment expenses.

Discount Rate – The discount rate used to measure the Total Pension Liability at June 30, 2018 was 7.5 percent. The discount rate is reviewed as part of the actuarial experience study, which was last performed for the period July 1, 2011, through June 30, 2015. The actuarial experience study is reviewed by the NPERS Board, which must vote to change the discount rate.

The projection of cash flows used to determine the discount rate assumed that contributions from plan members will be made at the current contribution rate and contributions from employers and nonemployers will be made at the contractually required rates, actuarially determined. Based on those assumptions, the pension plans' fiduciary net position was projected to be available to make all projected future benefit payments of current plan members. Therefore, the long-term expected rate of return on pension plan investments was applied to all periods of projected benefit payment to determine the total pension liability. The projected future benefit payments for all current plan members were projected through 2117.

Sensitivity of the District's Proportionate Share of the Net Pension Liability to Changes in the Discount Rate – The following presents the District's proportionate share of the net pension liability calculated using the discount rate of 7.5 percent, as well as what the District's proportionate share of the net pension liability would be if it were calculated using a discount rate that is 1-percentage-point lower (6.5 percent) or 1-percentage-point higher (8.5 percent) than the current rate:

	Discount Rate	District's Proportionate Share of Net Pension Liability (Asset)
1% decrease	6.5%	\$7,909,893
Current discount rate	7.5%	\$3,464,770
1% increase	8.5%	\$(208,385)

Plan Fiduciary Net Position – Detailed information about the Plan's fiduciary net position is available in the separately issued Nebraska Public Employees Retirement System Plan financial report. NPERS issues a publicly available financial report that includes financial statements and required supplementary information for NPERS. That report may be obtained by writing the NPERS, P.O. Box 94816, Lincoln, NE 68509-4816, by calling 1-800-245-5712, or via the internet at http://www.auditors.nebraska.gov/APA_Reports

**DAWSON COUNTY SCHOOL DISTRICT NO. 20
GOTHENBURG, NEBRASKA**

**NOTES TO THE FINANCIAL STATEMENTS
FOR THE FISCAL YEAR ENDED AUGUST 31, 2019**

5. LONG-TERM DEBT

On March 15, 2010, general obligation bonds were issued in the amount of \$9,395,000 for the purpose of constructing additions to and renovations of the existing school facilities. The bonds had interest rates ranging from 2.00% to 3.80%. Principal was due annually in December.

On January 20, 2015, the School District refinanced the above-mentioned bonds in the amount of \$6,600,000. The new bonds have interest rates ranging from 0.30% to 2.10%. Principal is due annually in December.

The schedule of maturities is as follows:

	Principal	Interest	Total
August 31, 2020	\$ 670,000	\$ 68,658	\$ 738,658
2021	675,000	59,407	734,407
2022	690,000	48,308	738,308
2023	700,000	35,795	735,795
2024	710,000	22,220	732,220
2025	720,000	7,560	727,560
	\$ 4,165,000	\$ 241,948	\$ 4,406,948

Total interest paid during the year ending August 31, 2019, on bonds outstanding was \$76,310.

6. RISK MANAGEMENT

The School is exposed to various risks of loss related to torts; theft of, damage to, or destruction of assets; errors or omissions; injuries to employees and to the public; or natural disasters. For the fiscal year ended August 31, 2019, the School has approved insurance coverage through a commercial insurance company. The School's insurance coverage is as follows for various insurance policies: General Liability exposure, Umbrella Liability coverage, and Public Officials Errors and Omission exposure.

**DAWSON COUNTY SCHOOL DISTRICT NO. 20
GOTHENBURG, NEBRASKA**

**NOTES TO THE FINANCIAL STATEMENTS
FOR THE FISCAL YEAR ENDED AUGUST 31, 2019**

7. INTERFUND TRANSFERS

As a general rule, the effect of interfund activity has been eliminated from the government-wide financial statements. A transfer of \$50,000 to the Depreciation Fund has been recorded as an operational disbursement in the General Fund in accordance with the basis of accounting described above. The transfer was used to accumulate funds for future capital purchases. A transfer of \$50,000 to the Employee Benefit Fund has been recorded as an operational disbursement in the General Fund in accordance with the basis of accounting described above. The transfer was used to accumulate funds for future employee benefits. A transfer of \$25,000 to the Activities Fund was recorded to help cover operating expenses. A transfer of \$50,000 to the School Nutrition Fund was recorded to help cover operating expenses. A transfer of \$763 of property taxes from the bond fund to the general fund also occurred.

8. COMMITMENTS AND CONTINGENCIES

The School District participates in numerous federal and state assisted grant programs which are governed by various rules and regulations of the grantor agencies. These programs are subject to financial and compliance audits by the granting agencies. To the extent that the School District has not complied with the rules and regulations governing the grants, refunds of any money received may be required. In the opinion of the School District, there are no significant contingent liabilities relating to compliance with the rules and regulations governing the respective grants.

The School District has elected to be a reimbursable employer with regard to unemployment claims filed by former employees. Therefore, the School District is required to reimburse the State of Nebraska for any claims paid on behalf of the School District. The School District maintains a separate Employee Benefit Fund to pay any claims. The maximum payment to reimburse the state unemployment agency under current Statute would not exceed \$11,076 (26 weeks at \$426/week) per claimant. During the year ended August 31, 2019, claims of \$0 were paid.

9. MAJOR REVENUE SOURCES AND DEPENDENCY OF OPERATIONS

The School District's ability to operate is dependent on the funding sources continuing to provide funds to the School District. Changes by the funding sources due to economic, regulatory or other factors could have an adverse effect on the District's ability to continue to operate at its current level.

**DAWSON COUNTY SCHOOL DISTRICT NO. 20
GOTHENBURG, NEBRASKA**

**NOTES TO THE FINANCIAL STATEMENTS
FOR THE FISCAL YEAR ENDED AUGUST 31, 2019**

**9. MAJOR REVENUE SOURCES AND DEPENDENCY OF OPERATIONS
(continued)**

During the year ending August 31, 2019, the composition of the School District's general fund receipts is as follows:

	Receipts	% of Total
Local sources	\$ 8,071,103	77.7
County sources	62,969	0.6
State sources	1,868,411	18.0
Federal sources	348,724	3.3
Other sources	42,442	0.4
Total general fund	\$ 10,393,649	100.0

10. LEASES

On August 15, 2017, Dawson County School District No. 20 entered into a lease agreement with Eakes Office Products for several photocopiers. Monthly payments of \$1,591 began in September of 2017 and will continue for 5 years.

On June 20, 2017, Dawson County School District No. 20 entered into a lease agreement with Midwest Connect for a postage machine. Monthly payments of \$370 began September of 2017 and will continue for 5 years.

On August 15, 2019, Dawson County School District No. 20 entered into a lease agreement with Titan Machinery for a skid steer. A one-time payment of \$3,750 was made on August 31, 2019 and the lease will end on August 6, 2020.

Future minimum lease payments follow:

	Copiers	Postage Machine	Total
August 31, 2020	\$ 19,090	\$ 4,440	\$ 23,530
2021	19,090	4,440	23,530
2022	17,500	3,330	20,830
	\$ 55,680	\$ 12,210	\$ 67,890

**DAWSON COUNTY SCHOOL DISTRICT NO. 20
GOTHENBURG, NEBRASKA**

**NOTES TO THE FINANCIAL STATEMENTS
FOR THE FISCAL YEAR ENDED AUGUST 31, 2019**

11. TAX ABATEMENT

The School District is subject to tax abatements granted by Gothenburg Community Redevelopment Authority, a component unit of the City of Gothenburg, who has entered into tax increment financing (TIF) agreements with various redevelopers. This TIF program has the stated purpose of increasing business activity and employment in the community.

Under the TIF program, redevelopers can apply for TIF financing whereby the property tax they pay on the increased valuation of property under a TIF agreement is returned to the redeveloper by the CRA to finance the project for a period of up to 15 years.

Information relevant to the abatements impacting the School District for the year ended August 31, 2019 is as follows:

<u>Tax Abatement Program</u>	<u>Amount Abated During the Year</u>
Tax Increment Financing	\$184,156

12. RELATED PARTIES

The School District entered into related party transactions when they contracted physical therapy services from a Board member's business. For the year ended August 31, 2019, the School District paid \$824 to this related party.

13. SUBSEQUENT EVENTS

Upon evaluation, management notes that there were no material subsequent events between the date of the financial statements and October 31, 2019, the date that the financial statements were available to be issued.

**DAWSON COUNTY SCHOOL DISTRICT NO. 20
GOTHENBURG, NEBRASKA**

OTHER INFORMATION

**DAWSON COUNTY SCHOOL DISTRICT NO. 20
GOTHENBURG, NEBRASKA
SUPPLEMENTAL SCHEDULE
COMBINED SCHEDULE OF CASH RECEIPTS, DISBURSEMENTS AND FUND BALANCES - CASH BASIS
Year Ended August 31, 2019**

	Fund Balances At Beginning of Year	Receipts	Disbursements	Transfers In (Out)	Excess (Deficiency) Of Receipts Over (Under) Disbursements	Fund Balances At End Of Year	Fund Balance Composition	
							Cash in Bank and on Hand	Cash at County Treasurer
GENERAL FUND	\$ 5,605,247	\$ 10,393,649	\$ 10,327,405	\$ (75,000)	\$ (8,756)	\$ 5,596,491	\$ 3,688,656	\$ 1,907,835
ACTIVITIES FUND	333,299	510,965	582,811	25,000	(46,846)	286,453	286,453	-
SCHOOL NUTRITION FUND	23,024	463,835	526,812	50,000	(12,977)	10,047	10,047	-
BOND FUND	935,240	743,938	739,603	-	4,335	939,575	772,075	167,500
DEPRECIATION FUND	611,455	52,282	395,081	-	(342,799)	268,656	268,656	-
SPECIAL BUILDING FUND	1,102,042	162,370	493	-	161,877	1,263,919	1,231,654	32,265
EMPLOYEE BENEFIT FUND	62,333	117,009	85,960	-	31,049	93,382	93,382	-
STUDENT FEES FUND	2,785	17,154	17,146	-	8	2,793	2,793	-
GRAND TOTAL - ALL FUNDS	\$ 8,675,425	\$ 12,461,202	\$ 12,675,311	\$ -	\$ (214,109)	\$ 8,461,316	\$ 6,353,716	\$ 2,107,600

See notes to the financial statements.

**DAWSON COUNTY SCHOOL DISTRICT NO. 20
GOTHENBURG, NEBRASKA**

**SCHEDULE OF CASH RECEIPTS, DISBURSEMENTS AND
FUND BALANCE - CASH BASIS - GENERAL FUND
ACTUAL AND BUDGET**

For the Fiscal Year Ended August 31, 2019

	Actual	Budget Original and Final
Fund Balance, August 31, 2018	\$ 5,605,247	
RECEIPTS		
LOCAL SOURCES		
1100 Local property taxes	\$ 7,539,627	\$ 6,127,582
1115 Carline tax	21,818	-
1120 Public power district sales tax	20,041	-
1125 Motor vehicle taxes	431,826	410,000
1312 Tuition received from individuals - summer school	1,690	5,000
1370 Preschool tuition and fees	2,850	-
1510 Interest received	31,439	25,000
1910 Rental of school equipment and facilities	450	1,000
1911 Local license fees	2,780	3,000
1921 Police court fines	18,582	-
1990 Other local receipts	-	1,000
Total local sources	\$ 8,071,103	\$ 6,572,582
COUNTY SOURCES		
2110 Fines and licenses	\$ 62,969	\$ 71,000
Total county sources	\$ 62,969	\$ 71,000
STATE SOURCES		
3110 State aid	\$ 404,409	\$ 404,409
3120 Special education programs	432,199	425,000
3125 Special education transportation	4,345	2,500
3400 State apportionment	118,189	130,000
3130 Homestead exemption	119,521	-
3131 Property tax credit	572,723	-
3132 Personal property tax credit	28,914	-
3134 Personal property tax credit - railroad and public service	8,482	-
3180 Pro-rate motor vehicle	21,863	20,000
3535 High ability learner	7,766	8,500
3540 State early childhood	150,000	75,000
Total state sources	\$ 1,868,411	\$ 1,065,409
FEDERAL SOURCES		
4505 Title I, Part A	\$ 54,178	\$ 100,000
4506 Title I, Accountability	24,172	15,000
4509 Title II, Part A	22,778	25,000
4512 IDEA Part B, Base	72,634	50,000
4516 IDEA Part B, Preschool	4,566	4,500
4519 IDEA Enrollment Poverty	140,974	120,000
4525 Carl Perkins grant	1,000	1,500
4708 Medicaid in Public Schools (MIPS)	18,514	10,000
4709 Medicaid Administrative Activities (MAAPS)	9,908	-
Total federal sources	\$ 348,724	\$ 326,000

See notes to the financial statements.

**DAWSON COUNTY SCHOOL DISTRICT NO. 20
GOTHENBURG, NEBRASKA**

**SCHEDULE OF CASH RECEIPTS, DISBURSEMENTS AND
FUND BALANCE - CASH BASIS - GENERAL FUND
ACTUAL AND BUDGET (CONTINUED)
For the Fiscal Year Ended August 31, 2019**

	Actual	Budget Original and Final
NON-REVENUE RECEIPTS		
5301 Insurance adjustments	\$ 37,005	\$ -
5200 Transfers from other funds	763	20,000
5690 Other non-revenue receipts	4,674	7,500
Total non-revenue receipts	\$ 42,442	\$ 27,500
Total receipts from all sources	\$ 10,393,649	\$ 8,062,491
DISBURSEMENTS		
PROGRAM		
1100 Regular instruction programs	\$ 4,724,301	\$ 7,357,050
1160 Poverty programs	411,338	410,000
1200, 2141-2183 Special education instruction programs	942,593	1,005,400
2100 Support services - pupils	891,446	809,100
2660 Security	60,616	2,000
2670 Safety	980	1,000
2200 Support services - staff	416,244	409,770
2310 Board of Education	145,322	219,000
2320 Executive administration services	270,901	258,650
2410 Office of principal	338,180	346,050
2510 General administration	158,590	163,650
2710 Vehicle acquisition and maintenance	50,000	25,000
2600 Plant operation and maintenance	1,112,298	1,093,400
2700 Regular pupil transportation	287,360	266,000
1300 Summer school	57,553	29,500
3300 Community services	1,667	3,000
3500 State categorical programs	143,159	120,850
6000 Federal programs	314,857	311,200
Total program disbursements	\$ 10,327,405	\$ 12,830,620
8000 Transfers to other funds	75,000	50,000
Total disbursements	\$ 10,402,405	\$ 12,880,620
Fund Balance, August 31, 2019	\$ 5,596,491	
ANALYSIS OF FUND BALANCE		
	August 31, 2019	August 31, 2018
Cash at First State Bank, Gothenburg, NE		
Cash in checking and money market accounts	\$ 1,001,480	\$ 1,199,553
Cash in certificates of deposit	1,200,876	1,200,876
Cash at Flatwater Bank, Gothenburg, NE		
Cash in certificates of deposit	1,484,300	1,484,300
Petty cash checking account	2,000	2,000
Cash at County Treasurer		
Dawson County	1,508,303	1,369,173
Lincoln County	254,273	250,550
Custer County	145,259	98,795
Total Fund Balance	\$ 5,596,491	\$ 5,605,247

See notes to the financial statements.

**DAWSON COUNTY SCHOOL DISTRICT NO. 20
GOTHENBURG, NEBRASKA**

**NOTES TO OTHER INFORMATION
FOR THE FISCAL YEAR ENDED AUGUST 31, 2019**

1. BUDGETARY ACCOUNTING

The School District prepares its budget for the Governmental Funds on the cash basis of accounting. This basis is consistent with the basis of accounting used in presenting the basic financial statements. Under this method of accounting, all unexpended appropriations lapse at the end of the budget year.

2. BUDGETED DISBURSEMENTS AND TRANSFERS

As a whole, the District's disbursements and transfers out did not exceed the approved budgeted disbursements and transfers of \$17,395,220 for the fiscal year ended August 31, 2019.

**DAWSON COUNTY SCHOOL DISTRICT NO. 20
GOTHENBURG, NEBRASKA**

**SCHEDULE OF CASH DISBURSEMENTS FOR OPERATIONAL EXPENSES
CASH BASIS - GENERAL FUND**

For the Fiscal Years Ended August 31, 2019 and 2018

	2019	2018
REGULAR INSTRUCTION PROGRAMS		
Regular salaries	\$ 2,982,855	\$ 2,649,232
Substitute salaries	78,663	91,507
Clerical and aide salaries	3,730	7,313
Payroll taxes	226,707	206,204
Employee benefits	1,082,728	979,867
Purchased services	68,739	62,707
Teaching supplies and materials	111,663	89,925
Textbooks	25,235	13,198
Furniture and equipment replacement	30,823	50,677
Computer hardware	82,269	72,329
Travel and mileage	16,221	38,360
Other expense	14,668	11,188
Vocal music	-	16,976
Instrumental music	-	10,341
Industrial arts	-	68,178
Agriculture	-	206,713
Home economics	-	95,658
Business education	-	190,407
Total regular instruction programs	\$ 4,724,301	\$ 4,860,780
POVERTY PROGRAMS		
Regular salaries	\$ 282,654	\$ 171,984
Payroll taxes	20,978	12,841
Employee benefits	107,706	55,566
Total poverty programs	\$ 411,338	\$ 240,391
EARLY CHILDHOOD EDUCATIONAL PROGRAMS		
Preschool matching	\$ -	\$ 6,152
Total early childhood educational programs	\$ -	\$ 6,152
SPECIAL EDUCATION INSTRUCTION PROGRAMS		
Physical therapy	\$ 4,766	\$ 28,085
Hearing conservation	-	24,007
Vision therapy	4,831	-
Supervisor	-	13,719
Psychologist	98,243	104,424
Speech therapy	98,861	89,334
General special education	716,754	600,118
Occupational therapy	19,138	7,161
Total special education instruction programs	\$ 942,593	\$ 866,848

See notes to the financial statements.

**DAWSON COUNTY SCHOOL DISTRICT NO. 20
GOTHENBURG, NEBRASKA**

**SCHEDULE OF CASH DISBURSEMENTS FOR OPERATIONAL EXPENSES
CASH BASIS - GENERAL FUND (CONTINUED)
For the Fiscal Years Ended August 31, 2019 and 2018**

	2019	2018
SUPPORT SERVICES - PUPILS		
GUIDANCE		
Regular salaries	\$ 199,138	\$ 195,156
Payroll taxes	14,664	14,343
Employee benefits	62,297	63,982
Purchased services	423	1,549
Supplies and materials	1,179	2,143
Travel and mileage	888	569
Total guidance	\$ 278,589	\$ 277,742
HEALTH SERVICES		
Regular salaries	\$ 40,631	\$ 42,464
Payroll taxes	2,960	3,248
Employee benefits	24,855	24,082
Supplies and materials	2,477	5,427
Other expense	600	-
Total health services	\$ 71,523	\$ 75,221
ACTIVITIES		
Regular salaries	\$ 346,003	\$ 361,979
Substitute salaries	11,770	15,043
Clerical and aide salaries	36,876	8,984
Payroll taxes	29,747	28,909
Employee benefits	107,732	111,955
Purchased services	5,585	6,207
Travel and mileage	2,858	-
Other expense	763	-
Total activities	\$ 541,334	\$ 533,077
Total support services - pupils	\$ 891,446	\$ 886,040
SECURITY		
Purchased services	\$ 3,239	\$ 737
Supplies	1,125	505
Furniture and equipment	56,252	15,437
Total security	\$ 60,616	\$ 16,679
SAFETY		
Purchased services	\$ 980	\$ -
Total safety	\$ 980	\$ -

See notes to the financial statements.

**DAWSON COUNTY SCHOOL DISTRICT NO. 20
GOTHENBURG, NEBRASKA**

**SCHEDULE OF CASH DISBURSEMENTS FOR OPERATIONAL EXPENSES
CASH BASIS - GENERAL FUND (CONTINUED)
For the Fiscal Years Ended August 31, 2019 and 2018**

	2019	2018
SUPPORT SERVICES - STAFF		
INSTRUCTIONAL STAFF		
Purchased services	\$ -	\$ 3,247
Total instructional staff	\$ -	\$ 3,247
LIBRARY AND TECHNOLOGY SERVICES		
Regular salaries	\$ 167,037	\$ 160,672
Clerical and aide salaries	26,166	25,259
Payroll taxes	14,250	13,859
Employee benefits	41,455	36,567
Purchased services	7,435	11,603
Supplies and materials	4,612	5,125
Library books	9,017	6,920
Periodicals	-	446
Furniture and equipment replacement	-	261
Travel and mileage	1,018	410
Total library and technology services	\$ 270,990	\$ 261,122
TEACHING AND LEARNING		
Regular salaries	\$ 82,872	\$ 94,452
Payroll taxes	5,890	6,590
Employee benefits	25,089	29,216
Purchased services	23,958	32,972
Supplies	525	1,221
Furniture and equipment	5,470	-
Travel and mileage	893	453
Other expense	557	1,319
Total teaching and learning	\$ 145,254	\$ 166,223
Total support services - staff	\$ 416,244	\$ 430,592
BOARD OF EDUCATION		
Audit services	\$ 6,925	\$ 5,850
Legal services	2,279	1,317
Liability and property insurance	105,766	30,155
Advertising and printing	-	5,393
Dues and fees	7,541	7,545
Workers' compensation pool	20,773	25,222
Travel and mileage	201	1,907
Other expense	1,837	500
Total board of education	\$ 145,322	\$ 77,889

See notes to the financial statements.

**DAWSON COUNTY SCHOOL DISTRICT NO. 20
GOTHENBURG, NEBRASKA**

**SCHEDULE OF CASH DISBURSEMENTS FOR OPERATIONAL EXPENSES
CASH BASIS - GENERAL FUND (CONTINUED)
For the Fiscal Years Ended August 31, 2019 and 2018**

	2019	2018
EXECUTIVE ADMINISTRATION SERVICES		
Administrative salaries	\$ 177,684	\$ 176,308
Clerical and aide salaries	21,035	20,919
Payroll taxes	12,025	12,865
Employee benefits	26,345	20,605
Supplies and materials	9,191	14,500
Furniture and equipment replacement	385	-
Dues and fees	12,347	1,785
Travel and mileage	4,424	9,796
Other expense	7,465	6,349
Total executive administration services	\$ 270,901	\$ 263,127
 OFFICE OF PRINCIPAL		
Salaries	\$ 194,496	\$ 199,836
Clerical and aide salaries	41,340	41,419
Payroll taxes	17,141	17,977
Employee benefits	75,477	66,548
Purchased services	1,643	469
Supplies and materials	6,089	7,772
Dues and fees	625	2,315
Travel and mileage	139	1,684
Other expense	1,230	345
Total office of principal	\$ 338,180	\$ 338,365
 GENERAL BUSINESS SUPPORT SERVICES		
Salaries	\$ 53,496	\$ 50,166
Payroll taxes	3,950	3,686
Employee benefits	20,560	20,231
Purchased services	33,934	27,498
Postage	10,150	8,920
Furniture and equipment replacement	33,369	-
Data processing	2,673	918
Other expense	458	-
Total general business support services	\$ 158,590	\$ 111,419
 VEHICLE ACQUISITION AND MAINTENANCE		
Equipment	\$ 50,000	\$ -
Tires and parts	-	1,412
Repairs and maintenance	-	764
Total vehicle acquisition and maintenance	\$ 50,000	\$ 2,176

See notes to the financial statements.

**DAWSON COUNTY SCHOOL DISTRICT NO. 20
GOTHENBURG, NEBRASKA**

**SCHEDULE OF CASH DISBURSEMENTS FOR OPERATIONAL EXPENSES
CASH BASIS - GENERAL FUND (CONTINUED)
For the Fiscal Years Ended August 31, 2019 and 2018**

	2019	2018
PLANT OPERATION AND MAINTENANCE		
OPERATION OF PLANT		
Custodial salaries	\$ 212,624	\$ 296,863
Payroll taxes	16,129	22,665
Employee benefits	69,330	109,573
Fuel	29,494	49,327
Electricity	145,844	144,989
Water and sewer	8,903	9,532
Custodial supplies	67,162	52,891
Workers' compensation pool	8,993	17,754
Other expense	19,903	17,642
Total operation of plant	\$ 578,382	\$ 721,236
MAINTENANCE OF PLANT		
Salaries	\$ 87,156	\$ -
Payroll taxes	6,517	-
Employee benefits	44,397	-
Purchased services	213,178	130,088
Furniture and equipment replacement	171,304	145,785
Property insurance	-	62,754
Capital outlay	-	75,000
Other expense	11,364	310
Total maintenance of plant	\$ 533,916	\$ 413,937
Total plant operation and maintenance	\$ 1,112,298	\$ 1,135,173
REGULAR PUPIL TRANSPORTATION		
Salaries	\$ 110,787	\$ 91,348
Payroll taxes	7,380	6,925
Employee benefits	29,801	34,997
Vehicle insurance	20,000	28,052
Tires and parts	33,430	19,931
Purchase service	58	9,626
Mileage to parents	3,579	3,600
Gas and oil	46,041	47,611
Repairs and maintenance	34,074	22,032
Other expense	2,210	2,217
Total regular pupil transportation	\$ 287,360	\$ 266,339
SUMMER SCHOOL		
Salaries	\$ 51,096	\$ 29,966
Payroll taxes	3,655	2,153
Employee benefits	2,702	4,791
Purchased services	100	2,085
Total summer school	\$ 57,553	\$ 38,995
COMMUNITY SERVICES		
Salaries	\$ -	\$ 665
Payroll taxes	-	49
Employee benefits	-	66
Tuition	1,667	1,040
Total community services	\$ 1,667	\$ 1,820

See notes to the financial statements.

**DAWSON COUNTY SCHOOL DISTRICT NO. 20
GOTHENBURG, NEBRASKA**

**SCHEDULE OF CASH DISBURSEMENTS FOR OPERATIONAL EXPENSES
CASH BASIS - GENERAL FUND (CONTINUED)
For the Fiscal Years Ended August 31, 2019 and 2018**

	2019	2018
STATE CATEGORICAL PROGRAMS		
EARLY CHILDHOOD		
Salaries	\$ 74,357	\$ 51,940
Payroll taxes	5,066	4,150
Employee benefits	29,498	20,514
Purchase services	4,706	1,289
Supplies and materials	2,095	4,509
Equipment	49	-
Other expense	640	-
Total early childhood	\$ 116,411	\$ 82,402
 HIGH ABILITY LEARNERS		
Salaries	\$ 22,644	\$ 22,200
Employee benefits	4,104	-
Total high ability learners	\$ 26,748	\$ 22,200
 Total state categorical programs	\$ 143,159	\$ 104,602
 FEDERAL PROGRAMS		
TITLE I		
Salaries	\$ 70,965	\$ 76,580
Payroll taxes	5,239	5,645
Employee benefits	22,930	25,624
Supplies and materials	638	46,517
Other expense	-	6,201
Total Title I	\$ 99,772	\$ 160,567
 TITLE II-A		
Salaries	\$ 16,639	\$ 58,272
Payroll taxes	1,273	4,458
Employee benefits	6,532	22,821
Total Title II-A	\$ 24,444	\$ 85,551
 IDEA		
Salaries	\$ 114,346	\$ 114,168
Payroll taxes	8,337	8,374
Employee benefits	55,684	48,758
Purchased services	-	11,916
Total IDEA	\$ 178,367	\$ 183,216
 CARL PERKINS		
Title IV - Drug Free Schools	\$ 2,274	\$ 1,488
	10,000	-
Total other federal programs	\$ 12,274	\$ 1,488
 Total federal programs	\$ 314,857	\$ 430,822
 TRANSFERS		
Transfers to school nutrition fund	\$ 50,000	\$ 50,000
Transfers to activities fund	25,000	25,000
Total transfers	\$ 75,000	\$ 75,000
 Total disbursements	\$ 10,402,405	\$ 10,153,209

See notes to the financial statements.

**DAWSON COUNTY SCHOOL DISTRICT NO. 20
GOTHENBURG, NEBRASKA**

**SCHEDULE OF CASH RECEIPTS, TRANSFERS, DISBURSEMENTS
AND FUND BALANCE - CASH BASIS - ACTIVITIES FUND
For the Fiscal Year Ended August 31, 2019**

	Balance (Deficit) 8/31/2018	Function Codes:			Balance (Deficit) 8/31/2019
		1710 Receipts	5200 Transfers	2900 Disbursements	
Athletics	\$ 51,020	106,910	\$ 25,000	169,429	\$ 13,501
Adult education	1,943	40	-	-	1,983
Annual	5,104	1,905	-	8,910	(1,901)
Helping hands	6,654	925	-	1,513	6,066
History grant	1,435	-	-	-	1,435
Family & consumers sciences	(146)	1,255	-	1,314	(205)
Industrial arts	17,863	5,438	-	8,424	14,877
Life skills	157	18	-	89	86
Renaissance	19,715	3,211	-	9,177	13,749
Flag corp	695	-	-	-	695
Band	1,934	14,824	-	8,952	7,806
Vocal	10,670	7,181	-	3,964	13,887
Special music	2,724	-	-	-	2,724
Arts/ceramics	4,000	845	-	728	4,117
Junior High art club	(41)	45	-	-	4
Pop	(2,652)	157	-	1,229	(3,724)
General	21,727	22,370	-	23,502	20,595
Chromebook repair	12,615	8,377	-	4,671	16,321
Candy	(4,896)	23,202	-	26,893	(8,587)
Seniors	1,069	1,723	-	-	2,792
Juniors	2,105	8,239	-	8,014	2,330
Sophomores	1,220	870	-	1,570	520
Freshmen	920	1,340	-	1,420	840
8th grade	20	-	-	20	-
Cheerleaders	4,899	28,042	-	34,726	(1,785)
Elem circle of friends	213	579	-	571	221
HS circle of friends	4	296	-	296	4
English activities	(259)	187	-	-	(72)
Entrepreneurship	1,663	2,022	-	1,385	2,300
FFA	11,139	70,117	-	75,117	6,139
Fit kids	125	-	-	-	125
Senior High quiz bowl	164	951	-	894	221
Junior High quiz bowl	368	-	-	67	301
Media production	4,958	439	-	-	5,397
NFL	(139)	7,396	-	6,918	339
National honor society	659	-	-	-	659
One acts	2,713	18,092	-	16,353	4,452
Destination imagination	(220)	-	-	-	(220)
Sigma Phi Beta	1,953	110	-	-	2,063
SADD	1,155	-	-	-	1,155
Student council	4,281	5,214	-	5,868	3,627
Drivers education	4,290	-	-	-	4,290
School gala	(989)	-	-	-	(989)
Improv	757	-	-	-	757
Math A.P.	(4,143)	444	-	671	(4,370)
Media	4,170	264	-	206	4,228
Science club	454	695	-	-	1,149
Post prom	-	2,097	-	1,897	200
Subtotal	\$ 194,070	\$ 345,820	\$ 25,000	\$ 424,788	\$ 140,102

See notes to the financial statements.

**DAWSON COUNTY SCHOOL DISTRICT NO. 20
GOTHENBURG, NEBRASKA**

**SCHEDULE OF CASH RECEIPTS, TRANSFERS, DISBURSEMENTS
AND FUND BALANCE - CASH BASIS - ACTIVITIES FUND (CONTINUED)
For the Fiscal Year Ended August 31, 2019**

	Balance (Deficit) 8/31/2018	Function Codes:			Balance (Deficit) 8/31/2019
		1710 Receipts	5200 Transfers	2900 Disbursements	
Walk fit	\$ 105	\$ -	\$ -	\$ -	\$ 105
C country club	1,858	272	-	714	1,416
Legends Scholarship	-	5,000	-	-	5,000
6th Grade	-	1,191	-	100	1,091
Boys future basketball	1	8,560	-	5,988	2,573
Football camp	4,324	2,863	-	2,153	5,034
Girls future basketball	4,130	5,791	-	3,532	6,389
Golf-boys	45	850	-	103	792
Golf-girls	3,258	354	-	520	3,092
Gburg bball club	(1,108)	5,062	-	4,860	(906)
Junior High football club	658	-	-	14	644
Jr power wt lifting	(467)	50	-	252	(669)
Softball	2,704	3,920	-	3,357	3,267
Mat maids	220	-	-	-	220
Volleyball	(179)	6,737	-	7,505	(947)
7th-8th volleyball	43	-	-	-	43
Youth volleyball	526	1,894	-	1,537	883
Wrestling boosters	1,507	4,840	-	6,180	167
Summer wrestling	35,360	60,714	-	80,703	15,371
Elementary book fair	3,659	6,478	-	6,381	3,756
Elementary art program	-	2,920	-	2,128	792
Elementary fundraising	24,553	985	-	3,097	22,441
Kindergarten	394	536	-	350	580
1st grade	3,709	1,256	-	605	4,360
2nd grade	2,871	316	-	147	3,040
3rd grade	1,289	-	-	252	1,037
4th grade	102	566	-	595	73
5th grade	6,850	2,692	-	2,719	6,823
Elementary lounge	2,649	10	-	315	2,344
Elementary student council	234	-	-	-	234
Elementary outdoor education	(4,561)	-	-	-	(4,561)
DDA interest	3,802	138	-	-	3,940
CD interest	8,788	400	-	-	9,188
Athletics count	211	-	-	-	211
Alberts memorial	2,677	14	-	-	2,691
Greene memorial	6,461	20,578	-	273	26,766
Uehling scholarship	(352)	547	-	-	195
J.L. Brock scholarship	105	-	-	-	105
FFA sod project	22,803	19,611	-	23,643	18,771
Subtotal	\$ 139,229	\$ 165,145	\$ -	\$ 158,023	\$ 146,351
Totals	\$ 333,299	\$ 510,965	\$ 25,000	\$ 582,811	\$ 286,453

ANALYSIS OF FUND BALANCE

	August 31, 2019	August 31, 2018
Cash in Flatwater Bank checking accounts	\$ 205,098	\$ 247,912
Cash in Flatwater Bank savings accounts	1,946	1,946
Cash in Flatwater Bank certificates of deposit	56,719	56,719
Cash in Flatwater Bank Sod Project checking account	18,771	22,803
Cash on hand	3,919	3,919
Total Fund Balance	\$ 286,453	\$ 333,299

See notes to the financial statements.

**DAWSON COUNTY SCHOOL DISTRICT NO. 20
GOTHENBURG, NEBRASKA**

**SCHEDULE OF CASH RECEIPTS, TRANSFERS, DISBURSEMENTS
AND FUND BALANCE - CASH BASIS - STUDENT FEES FUND
For the Fiscal Year Ended August 31, 2019**

	Balance (Deficit) 8/31/2018	Function Codes:			Balance (Deficit) 8/31/2019
		1000 Receipts	Transfers	2100 Disbursements	
Athletics	\$ 2,699	\$ 12,685	\$ -	\$ 12,685	\$ 2,699
Miscellaneous	399	8	-	-	407
Science fair	(313)	111	-	111	(313)
Driver's ed	-	4,350	-	4,350	-
Totals	<u>\$ 2,785</u>	<u>\$ 17,154</u>	<u>\$ -</u>	<u>\$ 17,146</u>	<u>\$ 2,793</u>

ANALYSIS OF FUND BALANCE

	August 31, 2019	August 31, 2018
Cash in Flatwater Bank checking account	\$ 2,793	\$ 2,785
Total Fund Balance	<u>\$ 2,793</u>	<u>\$ 2,785</u>

See notes to the financial statements.

**DAWSON COUNTY SCHOOL DISTRICT NO. 20
GOTHENBURG, NEBRASKA**

**SCHEDULE OF CASH RECEIPTS, DISBURSEMENTS,
AND FUND BALANCE - CASH BASIS - BOND FUND
For the Fiscal Year Ended August 31, 2019**

Fund Balance, August 31, 2018					\$ 935,240
CASH RECEIPTS:					
1100	Property taxes	\$	674,508		
1115	Carline tax		2,241		
1510	Interest		7,128		
3130	Homestead exemption		13,603		
3180	Pro-rate motor vehicle		1,993		
3131	Property tax credit		40,944		
3132	Personal property tax credit		2,574		
3134	Personal property tax credit - railroad and public service		<u>947</u>		
	Total cash receipts				<u>743,938</u>
	Total funds available				\$ 1,679,178
CASH DISBURSEMENTS:					
5000	Debt services				
	Redemption of principal	\$	660,000		
	Debt service interest		76,310		
	Miscellaneous		2,530		
8000	Transfers to other funds		<u>763</u>		
	Total cash disbursements				<u>739,603</u>
	Fund Balance, August 31, 2019				<u>\$ 939,575</u>
ANALYSIS OF FUND BALANCE					
			August 31, 2019	August 31, 2018	
	Cash at Flatwater Bank, Gothenburg, NE				
	Cash in checking	\$	772,075	\$ 770,037	
	Cash held at County Treasurer				
	Dawson County		134,046	132,886	
	Lincoln County		25,035	25,800	
	Custer County		<u>8,419</u>	<u>6,517</u>	
	Total Fund Balance	\$	<u>939,575</u>	<u>\$ 935,240</u>	

See notes to the financial statements.

**DAWSON COUNTY SCHOOL DISTRICT NO. 20
GOTHENBURG, NEBRASKA**

**SCHEDULE OF CASH RECEIPTS, DISBURSEMENTS,
AND FUND BALANCE - CASH BASIS - SCHOOL NUTRITION FUND
For the Fiscal Year Ended August 31, 2019**

Fund Balance, August 31, 2018		\$ 23,024
CASH RECEIPTS:		
1510 Interest	\$ 22	
1611 Daily sales for reimbursable meals	253,515	
1630 Special functions food sales	16,192	
1990 Other receipts	1,379	
3150 State reimbursements	4,985	
4210 Federal reimbursements	187,742	
5200 Transfers from general fund	50,000	
Total cash receipts		513,835
Total funds available		\$ 536,859
CASH DISBURSEMENTS:		
3100 Support services		
Food purchases	\$ 257,705	
Furniture and equipment	2,364	
Salaries and benefits	154,260	
Employee benefits	83,276	
Supplies and materials	20,717	
Other expenses	8,490	
Total cash disbursements		526,812
Fund Balance, August 31, 2019		\$ 10,047
ANALYSIS OF FUND BALANCE		
	August 31, 2019	August 31, 2018
Cash at Flatwater Bank, Gothenburg, NE		
Cash in checking account	\$ 9,604	\$ 22,581
Cash on hand	443	443
Total Fund Balance	\$ 10,047	\$ 23,024

See notes to the financial statements.

**DAWSON COUNTY SCHOOL DISTRICT NO. 20
GOTHENBURG, NEBRASKA**

**SCHEDULE OF CASH RECEIPTS, DISBURSEMENTS,
AND FUND BALANCE - CASH BASIS - DEPRECIATION FUND
For the Fiscal Year Ended August 31, 2019**

	Actual	Budget (Original and Final)
Fund Balance, August 31, 2018	\$ 611,455	
CASH RECEIPTS:		
1510 Interest income	\$ 2,282	\$ -
5200 Transfer from General Fund	50,000	47,327
Total cash receipts	\$ 52,282	\$ 47,327
Total funds available	\$ 663,737	
CASH DISBURSEMENTS:		
2710 Equipment	\$ 395,081	\$ 640,000
Total cash disbursements	\$ 395,081	\$ 640,000
Fund Balance, August 31, 2019	\$ 268,656	
ANALYSIS OF FUND BALANCE		
	August 31, 2019	August 31, 2018
Cash at Flatwater Bank, Gothenburg, NE		
Cash in checking account	\$ 58,733	\$ 401,532
Cash in certificates of deposit	150,000	150,000
Cash at First State Bank, Gothenburg, NE		
Cash in certificates of deposit	59,923	59,923
Total Fund Balance	\$ 268,656	\$ 611,455

See notes to the financial statements.

**DAWSON COUNTY SCHOOL DISTRICT NO. 20
GOTHENBURG, NEBRASKA**

**SCHEDULE OF CASH RECEIPTS, DISBURSEMENTS,
AND FUND BALANCE - CASH BASIS - SPECIAL BUILDING FUND
For the Fiscal Year Ended August 31, 2019**

Fund Balance, August 31, 2018		\$ 1,102,042
CASH RECEIPTS:		
1100 Property taxes	\$ 119,471	
1125 Motor vehicle taxes	17,305	
1115 Carline tax	394	
1510 Interest	13,410	
3131 Property tax credit	8,559	
3132 Personal property tax credit	522	
3134 Personal property tax credit - railroad and public service	153	
3180 Pro-rate motor vehicle tax	400	
3130 Homestead exemption	<u>2,156</u>	
Total cash receipts		<u>162,370</u>
Total funds available		\$ 1,264,412
CASH DISBURSEMENTS:		
9000 Non-program expenditures	<u>493</u>	
Total cash disbursements		<u>493</u>
Fund Balance, August 31, 2019		<u><u>\$ 1,263,919</u></u>
ANALYSIS OF FUND BALANCE		
	August 31, 2019	August 31, 2018
Cash at First State Bank, Gothenburg, NE		
Cash in checking account	\$ 1,231,654	\$ 1,070,296
Cash at County Treasurer		
Dawson County	25,070	25,202
Lincoln County	4,591	4,709
Custer County	<u>2,604</u>	<u>1,835</u>
Total Fund Balance	<u><u>\$ 1,263,919</u></u>	<u><u>\$ 1,102,042</u></u>

See notes to the financial statements.

**DAWSON COUNTY SCHOOL DISTRICT NO. 20
GOTHENBURG, NEBRASKA**

**SCHEDULE OF CASH RECEIPTS, DISBURSEMENTS,
AND FUND BALANCE - CASH BASIS - EMPLOYEE BENEFIT FUND
For the Fiscal Year Ended August 31, 2019**

	Actual	Budget (Original and Final)
Fund Balance, August 31, 2018	\$ 62,333	
CASH RECEIPTS:		
5690 Employee benefit withholdings and reimbursements	\$ 67,009	\$ -
5200 Transfer from General Fund	50,000	100,000
Total cash receipts	\$ 117,009	\$ 100,000
Total funds available	\$ 179,342	
CASH DISBURSEMENTS:		
2510 Employee benefits	\$ 85,960	\$ 140,000
Total cash disbursements	\$ 85,960	\$ 140,000
Fund Balance, August 31, 2019	\$ 93,382	
ANALYSIS OF FUND BALANCE		
	August 31, 2019	August 31, 2018
Cash at First State Bank, Gothenburg, NE		
Cash in checking account	\$ 93,382	\$ 62,333
Total Fund Balance	\$ 93,382	\$ 62,333

See notes to the financial statements.

**DAWSON COUNTY SCHOOL DISTRICT NO. 20
GOTHENBURG, NEBRASKA**

**ANALYSIS OF TAX ACCOUNTS WITH COUNTY TREASURERS - GENERAL FUND
For the Fiscal Year Ended August 31, 2019**

	<u>Dawson County</u>	<u>Lincoln County</u>	<u>Custer County</u>	<u>Totals</u>
Cash Balance - September 1, 2018	\$ 1,369,173	\$ 250,550	\$ 98,795	\$ 1,718,518
Collections:				
Local property taxes	\$ 5,752,487	\$ 958,606	\$ 919,737	\$ 7,630,830
Motor vehicle taxes	416,598	15,227	1	431,826
Homestead exemption	117,784	1,023	714	119,521
Pro-rate motor vehicle	17,213	2,763	1,887	21,863
Public power district sales tax	1,126	33	18,882	20,041
Carline tax	16,996	4,822	-	21,818
Property tax credit	438,779	65,116	68,828	572,723
Personal property tax credit	20,730	5,361	2,823	28,914
Personal property tax credit - railroad and public service	8,446	-	36	8,482
Fines and licenses	77,964	2,014	1,573	81,551
Total collections	<u>\$ 6,868,123</u>	<u>\$ 1,054,965</u>	<u>\$ 1,014,481</u>	<u>\$ 8,937,569</u>
Disbursements:				
To school district withdrawals	\$ 6,658,303	\$ 1,040,650	\$ 958,096	\$ 8,657,049
County treasurer fees	70,690	10,592	9,921	91,203
Total disbursements	<u>\$ 6,728,993</u>	<u>\$ 1,051,242</u>	<u>\$ 968,017</u>	<u>\$ 8,748,252</u>
Cash Balance - August 31, 2019	<u>\$ 1,508,303</u>	<u>\$ 254,273</u>	<u>\$ 145,259</u>	<u>\$ 1,907,835</u>

**DAWSON COUNTY SCHOOL DISTRICT NO. 20
GOTHENBURG, NEBRASKA**

**ANALYSIS OF TAX ACCOUNTS WITH COUNTY TREASURERS - SPECIAL BUILDING FUND
For the Fiscal Year Ended August 31, 2019**

	<u>Dawson County</u>	<u>Lincoln County</u>	<u>Custer County</u>	<u>Totals</u>
Cash Balance - September 1, 2018	\$ 25,202	\$ 4,709	\$ 1,835	\$ 31,746
Collections:				
Local property taxes	\$ 104,212	\$ 39	\$ 16,716	\$ 120,967
Motor vehicle taxes	-	17,305	-	17,305
Homestead exemption	2,125	18	13	2,156
Pro-rate motor vehicle	315	51	34	400
Carline tax	307	87	-	394
Property tax credit	6,234	1,083	1,242	8,559
Personal property tax credit	374	97	51	522
Personal property tax credit - railroad and public service	152	-	1	153
Total collections	<u>\$ 113,719</u>	<u>\$ 18,680</u>	<u>\$ 18,057</u>	<u>\$ 150,456</u>
Disbursements:				
To school district withdrawals	\$ 112,721	\$ 18,612	\$ 17,108	\$ 148,441
County treasurer fees	1,130	186	180	1,496
Total disbursements	<u>\$ 113,851</u>	<u>\$ 18,798</u>	<u>\$ 17,288</u>	<u>\$ 149,937</u>
Cash Balance - August 31, 2019	<u>\$ 25,070</u>	<u>\$ 4,591</u>	<u>\$ 2,604</u>	<u>\$ 32,265</u>

**DAWSON COUNTY SCHOOL DISTRICT NO. 20
GOTHENBURG, NEBRASKA**

**ANALYSIS OF TAX ACCOUNTS WITH COUNTY TREASURERS - BOND FUND
For the Fiscal Year Ended August 31, 2019**

	<u>Dawson County</u>	<u>Lincoln County</u>	<u>Custer County</u>	<u>Totals</u>
Cash Balance - September 1, 2018	\$ 132,886	\$ 25,800	\$ 6,517	\$ 165,203
Collections:				
Local property taxes	\$ 529,937	\$ 94,848	\$ 57,114	\$ 681,899
Homestead exemption	13,444	119	40	13,603
Pro-rate motor vehicle	1,597	277	119	1,993
Carline tax	1,971	270	-	2,241
Property tax credit	30,193	6,489	4,262	40,944
Personal property tax credit	1,934	467	173	2,574
Personal property tax credit - railroad and public service	944	-	3	947
Total collections	<u>\$ 580,020</u>	<u>\$ 102,470</u>	<u>\$ 61,711</u>	<u>\$ 744,201</u>
Disbursements:				
To school district withdrawals	\$ 573,106	\$ 102,214	\$ 59,193	\$ 734,513
County treasurer fees	5,754	1,021	616	7,391
Total disbursements	<u>\$ 578,860</u>	<u>\$ 103,235</u>	<u>\$ 59,809</u>	<u>\$ 741,904</u>
Cash Balance - August 31, 2019	<u>\$ 134,046</u>	<u>\$ 25,035</u>	<u>\$ 8,419</u>	<u>\$ 167,500</u>

**INDEPENDENT AUDITOR'S REPORT ON INTERNAL CONTROL
OVER FINANCIAL REPORTING AND ON COMPLIANCE AND
OTHER MATTERS BASED ON AN AUDIT OF FINANCIAL
STATEMENTS PERFORMED IN ACCORDANCE WITH
GOVERNMENT AUDITING STANDARDS**

Board of Education
Dawson County School District No. 20
Gothenburg, Nebraska

We have audited, in accordance with auditing standards generally accepted in the United States of America and the standards applicable to financial audits contained in *Government Auditing Standards* issued by the Comptroller General of the United States, the cash basis financial statements of the governmental activities, the business-type activities, and each major fund of Dawson County School District No. 20, as of and for the year ended August 31, 2019, and the related notes to the financial statements, which collectively comprise the School District's basic financial statements, and have issued our report thereon dated October 31, 2019.

Internal Control Over Financial Reporting

In planning and performing our audit of the financial statements, we considered Dawson County School District No. 20's internal control over financial reporting (internal control) to determine the auditing procedures that are appropriate in the circumstances for the purpose of expressing our opinion on the financial statements, but not for the purpose of expressing an opinion on the effectiveness of Dawson County School District No. 20's internal control. Accordingly, we do not express an opinion on the effectiveness of Dawson County School District No. 20's internal control.

A deficiency in internal control exists when the design or operation of a control does not allow management or employees in the normal course of performing their assigned functions, to prevent, or detect and correct misstatements on a timely basis. A *material weakness* is a deficiency, or a combination of deficiencies, in internal control, such that there is a reasonable possibility that a material misstatement of the entity's financial statements will not be prevented, or detected and corrected on a timely basis. A *significant deficiency* is a deficiency, or a combination of deficiencies, in internal control that is less severe than a material weakness, yet important enough to merit attention by those charged with governance.

Our consideration of internal control over financial reporting was for the limited purpose described in the first paragraph of this section and was not designed to identify all deficiencies in internal control over financial reporting that might be material weaknesses or significant deficiencies and therefore, material weaknesses or significant deficiencies may exist that were not identified. We did identify a certain deficiency in internal control, described in the accompanying schedule of findings and responses as item 2019-001 that we consider to be material weaknesses.

Compliance and Other Matters

As part of obtaining reasonable assurance about whether Dawson County School District No. 20's financial statements are free of material misstatement, we performed tests of its compliance with certain provisions of laws, regulations, contracts, and grant agreements, noncompliance with which could have a direct and material effect on the determination of financial statement amounts. However, providing an opinion on compliance with those provisions was not an objective of our audit and, accordingly, we do not express such an opinion. The results of our tests disclosed no instances of noncompliance that is required to be reported under *Government Auditing Standards*.

We noted certain matters that we have reported to management of the School District in a separate letter dated, October 31, 2019.

Dawson County School District No. 20's Response to Findings

Dawson County School District No. 20's response to the findings identified in our audit is described in the accompanying schedule of findings and responses. Dawson County School District No. 20's response was not subjected to the auditing procedures applied in the audit of the financial statements and, accordingly, we express no opinion on it.

Purpose of this Report

The purpose of this report is solely to describe the scope of our testing of internal control and compliance and the results of that testing, and not to provide an opinion on the effectiveness of the entity's internal control or on compliance. This report is an integral part of an audit performed in accordance with *Government Auditing Standards* in considering the entity's internal control and compliance. Accordingly, this communication is not suitable for any other purpose.

KSO CPA's, P.C.



Kearney, Nebraska
October 31, 2019

**DAWSON COUNTY SCHOOL DISTRICT NO. 20
GOTHENBURG, NEBRASKA**

**SCHEDULE OF FINDINGS AND RESPONSES
FOR THE YEAR ENDED AUGUST 31, 2019**

I. FINANCIAL STATEMENT FINDINGS

Finding 2019-001: Lack of Segregation of Duties in One or More Areas

Criteria: Proper internal controls require that an entity has adequate segregation of duties within a significant account process.

Condition: The entity does not have adequate personnel to assign responsibilities in such a way that different employees handle different portions of a transaction.

Context: We reviewed the District's internal control environment and noted that the District's financial recording duties are concentrated with one individual.

Questioned Cost: None.

Effect or Potential Effect: An individual controlling a transaction from beginning to conclusion does not have oversight from other individuals to ensure that the transaction was properly executed and recorded.

Cause: The entity has a limited number of personnel.

Repeat Findings: Immediately preceding year.

Recommendation: We would recommend that the Board of Education take an active part in internal controls and closely monitor all accounting functions, while seeking ways to continue to strengthen compensating controls.

Views of Responsible Officials and Planned Corrective Actions: The entity's Board continually evaluates the distribution of duties to employees and closely monitors all accounting functions.

**DAWSON COUNTY SCHOOL DISTRICT NO. 20
GOTHENBURG, NEBRASKA**

**SCHEDULE OF FINDINGS AND RESPONSES
FOR THE YEAR ENDED AUGUST 31, 2019**

II. FINDINGS FOR THE YEAR ENDED AUGUST 31, 2018

Finding 2018-001 for the year ended August 31, 2018: Lack of segregation of duties in one or more areas.

Views of Responsible Officials and Planned Corrective Actions: The entity's Board continually evaluates the distribution of duties to employees and closely monitors all accounting functions.

Finding 2018-002 for the year ended August 31, 2018: Deficiency in internal control over credit card charges.

Views of Responsible Officials and Planned Corrective Actions: The entity's Board continually evaluates the distribution of duties to employees and closely monitors all accounting functions.

Internal Board Policies - OrganizationStanding Committees

It shall be the policy of Gothenburg Public Schools that the following will be the standing committees of the Board of Education:

1. Negotiations Committee
2. Curriculum, Americanism Committee and Staff Relations
3. Transportation/Facilities
4. Finance Committee
5. Policy Committee

It shall further be the policy of Gothenburg Public Schools that the Superintendent shall appoint the members of the above committees.

Legal Reference: §79-724
 §79-520

Date of Adoption: April 14, 2008

Board of Education Report
November Board Meeting 11/11/19
Jay Holmes, Maintenance Supervisor


Elementary Rooftop HVAC - We will do as many as time allows over Thanksgiving break. If not completed, as time allows us asap.

Elementary Marquee - 2 quotes were received, one from Condon's and one from Tri City Signs. They were as follows:

Condon's Sign's, North Platte - 1 - 7'3" x 3'5", 8 mm LED message center with pixel matrix of 90 x 210, 4G wireless, 5 year parts, materials and labor. \$28,386.50



Tri City Sign, Grand Island - 1 - 7' 10 1/2" x 2' 3 3/8", 16 mm LED message center with a pixel matrix of 45 x 150
Warranty, Parts and Labor were not mentioned in document.
\$22,500.00



SCALE - 1/2" = 1'-0"


INTERNALLY ILLUMINATED CABINET SIGN & EMD.

CABINET SIGN HAS BLACK RETURNS, 1" BLACK RETAINERS, 3/16" WHITE ACRYLIC WITH TRANSLUCENT BURGUNDY VINYL GRAPHICS APPLIED TO THE FIRST SURFACE. THE SIGN WILL BE ILLUMINATED BY WHITE LEDs.

ELECTRONIC MESSAGE DISPLAY SPECS:

Optec Model:
INF-MOD-20-RGB-Z-P-S-QR

Display Specifications
 Product Line:
 LED Pixel Pitch: 20.0mm
 Matrix Size: 48 x 120
 Viewing Area: 2' 11 1/8" x 7' 10 1/2"
 Cabinet Size: 3' 1 13/16" x 7' 10 1/2" x 6 1/2"
 Color: RGB
 Color Processing: RGB 281 Trillion Levels-M
 LED's per pixel: Red: 1 Green: 1 Blue: 1
 Total # of LED's: 17280
 Character Size: 5.6 inches
 # of Lines/Char. Line: 6 line(s), 20 characters



DESIGN TYPE	
<input type="checkbox"/> INTERIOR	<input type="checkbox"/> EXTERIOR
<input type="checkbox"/> NEON DISPLAYS	<input type="checkbox"/> CHANNEL LETTERS
<input type="checkbox"/> NON-ILLUM SIGNAGE	<input type="checkbox"/> RECY CHANNEL LETTERS
<input type="checkbox"/> TOWER POLE SIGN	<input type="checkbox"/> SINGLE POLE SIGN
<input type="checkbox"/> MOUNTMENT SIGN	<input type="checkbox"/> DIRECTIONAL
<input type="checkbox"/> CHANGEABLE READER BOARD/ELE. DISPLAYS	
PROJECT TYPE	
<input type="checkbox"/> NEW CONSTRUCTION	
<input type="checkbox"/> REMODELING	
<input type="checkbox"/> TENANT CHANGES	
<input type="checkbox"/> LANDLORD IMPROVEMENTS	
<input type="checkbox"/> CORPORATE CHANGES	
<input type="checkbox"/> AMENDMENTS TO EXISTING SIGNAGE	
<p>This sign is intended to be installed in accordance with the requirements of Article 600 of the National Electric Code and/or other applicable local codes. This includes proper grounding and bonding of the sign.</p>	
<p>NOTICE: ALL GRAPHIC REPRODUCTIONS ARE SUBJECT TO APPROVAL BY THE LICENSING AGENCY AND/OR APPROVAL BY THE UNDERWRITER & SALES PRIOR TO ANY FABRICATION OF PRODUCT. TRI CITY SIGN COMPANY HOLDS ALL AGREEMENTS FINAL AND TO CLIENT'S APPROVAL.</p>	
Signed _____ Date _____ Sales Rep. _____ Date _____	
343 North Elm Street, Grand Island, NE 68801 Phone: 402.333.7777 © 2019 TRI CITY SIGN COMPANY	
DRAWING NO.	9734
SALESPERSON:	Tim Marchese
DRAWN BY:	<i>[Signature]</i>
Scale: As Noted.	INSPECTED BY:
Date: 10.23.19	
Revised:	

Administrator Report

Meeting: November Board Meeting

Date: 11/12/19

Mrs. Angie Richeson

Elementary Book Fair: We just finished up another incredible Elementary Book Fair. Mrs. Harrison does an outstanding job of engaging the community all week long by having Muffins with Moms, Donuts with Dad, and an extra special day for Grandparents. The Book Fair is an awesome opportunity to get our community stakeholders into the building and to help promote the love of reading. We also raised a lot of “change” during the Coin Drive. The money is used to buy books for classroom teachers and for every dollar we raise, Scholastic donates a book to kids in need. As the former school librarian who ran the Book Fair for 4 years, I cannot thank Mrs. Harrison enough for all the time and effort she puts into it... and for also seeking out incredible volunteers to help her run a full-fledged bookstore for a week... right in her own library. Thank you, also, to the School Board Members who came in each morning to greet families.

Life-Long Learning: It has been a busy October with the opportunity to attend three different conferences focusing on important District-wide priorities. These conferences included a Crisis Team Training, a two day Safety and Security Summit, as well as a two day Instructional Materials Innovation Network Fellowship. I thoroughly enjoy having the opportunity to build my own knowledge-base, as well as bring back important information to the district. More than anything, I am always so thankful for the members of the extended leadership team who keep things running “business as usual” while I am out of the building for the day (or for 5 days). I say it frequently but it truly takes a village... and we have a pretty incredible one at GPS!

Administrator Report

Meeting: September Board Meeting

Date: 11/12/19

Mr. Seth Ryker, Jr/Sr. High Principal

=====

Topics:

Professional Development

Staff Evaluations

Swede Foundations - goals/celebrations

I. NCSA Principals conference

- a. I will be attending in December
- b. School law updates

II. Staff Evaluations

- a. Evaluations for the JH/HS are underway
- b. Evidence of effective practice
 - New teacher mentoring program
 - PLC Institute

III. Swede Foundations - Renaissance Program

- The conclusion of the first quarter has brought academic celebrations
- Goals (academic, behavioral)

Administrator Report

Meeting: November Board Meeting

Date: 11/12/19

Mr. Marc Mroczek, Activities Director

=====

Topics:

Fall Activities

Winter Activities

NSAA District IV Meeting

Nebraska Coaches Association Sportsmanship & Leadership Summit

I. Fall Activities

- Annica Harm finished in 21st place at the Class B State Girls Golf Championships on October 14-15, 2019, at Elks Country Club in Columbus.
- Cross Country Districts were held Thursday, October 17th, at Crandell Creek Golf Course in Ogallala. Will Anderson was the District Champion for the boys race. Arissa Ackerman finished in 11th place. Both of them qualified for the Class C State Cross Country Championships in Kearney on October 25th. Will finished in 3rd place at state and Arissa finished in 69th place.
- Will Anderson was also named to the Nebraska Coaches Association Class C All-State Cross Country team.
- Volleyball finished their season 16-18. They lost to Chase County in the sub-district finals.
- Football finished their season 8-2. We lost to Ord in the 1st round of the State Football Playoffs.

II. Winter Activities

- Play Production began their season this past Friday as they traveled to Loup City for their first competition. They have 70 students participating.
- Middle School Girls Basketball and Wrestling have started practices.
 - 7th Girls: 13
 - 8th Girls: 16
 - 7th Wrestling: 13
 - 8th Wrestling: 12
- Girls Basketball's first contests were this past Saturday. We hosted an 8th grade Jamboree and our 7th grade went to North Platte for their Jamboree.
- Middle School wrestling will start their season on November 19th as we host a tournament starting at 4:30 P.M.
- High School Girls & Boys Basketball and Wrestling will officially start practices on November 18th.

III. NSAA District IV Meeting

- The NSAA District IV Meeting was held in Kearney at the ESU 10 on November 4, 2019. One of the proposals that could impact our school is sanctioning Girls Wrestling as a sport. This proposal was passed in our district and will move on to our January meeting to be voted on again by all the districts in Nebraska. It must pass in 3 of the 6 districts in order to be advanced to the NSAA Representative Assembly in April.

IV. Nebraska Coaches Association Sportsmanship & Leadership Summit

- Three other head coaches and myself will be taking around 30 students to the Nebraska Coaches Association Sportsmanship & Leadership Summit on November 20th at Kearney High School. The students that we will be taking (grades 9-11) are nominated by their coaches and sponsors in each of their sports/activities. The day will feature the Proactive Coaching team of Rob Miller and Lori Thomas, Taylor Siebert, Striv, along with the NSAA Student Advisory Committee members to challenge students teams.

Administrator Report

Meeting: November Board Meeting

Date: 11/12/19

Teresa Schneider, Special Education Director/ Assistant Elem. Principal

=====

- The elementary appreciates the support of the community:
 - Flatwater bank-4th-6th grade
 - Mr. Jeff Cottingham-Kindergarten (transportation)
 - Fire Station-Preschool
- Book fair
 - It has been great to have so many families in the building and the excitement children are showing for reading.
- Improved Learning for Children with Disabilities (ILCD)
 - Target Improvement Plan
 - Embedded in our School Improvement
 - Looks at sped growth over a 5 year period
 - Updated annually
- Special education #'s growing
 - Referrals for Part C Birth-3
 - Move in's

Administrator Report

Meeting: November Board Meeting

Date: 11/12/19

Mrs. Allison Jonas, Director of Teaching & Learning

Early Childhood: Our GECLC team continues to work hard to meet the needs of kids in our community birth to age 5. We recently added Mrs. Antonia Mendez to our board of directors and are excited about the partnership and collaboration opportunities this provides.

Curriculum:

- **Language Arts** - The fellowship opportunity we were able to take part in was outstanding. We were able to take a team (Mrs. Richeson, Mrs. Mroczek, and Mr. Dowdy) to explore how to select the right high quality materials for Gothenburg Public Schools. We were energized by the number of high quality materials available as well as the emphasis on finding the right “fit” for our staff. We’re meeting this Thursday and again in December for two days to select the program.
- **Math** - For the first time,
- **Science** - Recently watched the “egg drop” in the Junior High. Students were challenged to develop a contraption that protected an egg from the second floor balcony. (Force and Motion)
- **Social Studies** - Working hard to align with current legislation.

Assessment:

- **NSCAS** - Student data was sent home with report cards. For the first time in the past seven years, “number sense” was not lagging behind. We were intentional about selecting Eureka Math for this reason and are excited about this growth.
 - [NSCAS Report 2018-2019](#)
- **MAP** - Next MAP Growth Assessment will be in January. This will be changing based on NDE updates and changes.
- **ACT** - Preparation for the junior ACT are underway. This assessment will be given on April 7th.

Instruction / Professional Development:

- **Mentor Program** - Several staff members reached out to say thank you for providing this opportunity. They were excited to see how embedded the process is for us compared to other districts and were excited about the timing and opportunity to be implementing some changes to current practices.
- **Staff Evaluations**
 - Formals: 1 (begin this week)
 - Walkthroughs: 63
 - Reflection Sessions: 29
- **PLC Agendas** - For an updated view on what we’re working on in PLCs each week, please feel free to visit our Learning Team Agendas page! <http://bit.ly/LearningTeamAgendas>
 - Currently focusing on releasing responsibility for planning and data discussion.

Administrator Report

Meeting: November Board Meeting

Date: 11/12/19

Dr. Todd Rhodes, Superintendent

=====

Commendations: To all our students and sponsors involved in Fall activities and organizations. It has been an amazing fall for Gothenburg Public Schools.

Dawson Area Development: I attended a DAD meeting on October 17th. The group is exploring career experiences and opportunities on a regional level.

Stakeholders: The first Stakeholder meeting took place on Wednesday, November 6th. We had 11 stakeholders in attendance. The discussion and conversation was excellent.

Veterans Day program: The Gothenburg Public Schools Veterans Day program was held Monday, November 11th.

Audit: CSO CPAs have completed the data collection for the annual audit and the annual financial report. The Annual Financial report was submitted on October 31st. We will present information from the audit at the December meeting. A copy of the audit is provided for each board member to review prior to the December board meeting.

State Aid Recalculation: Annually, the Nebraska Department of Education notifies school districts of state aid recalculations for the current fiscal year. For the 2020-2021 fiscal year Gothenburg will receive approximately \$8,500 more in state aid.

State Conference: Everyone is registered and hotel reservations have been made. The conference runs from November 20th to the 22nd. We can discuss transportation at the November board meeting. I will have to go early as I have a NRCSA legislative committee meeting.

STANCE: As we approach a new legislative session, STANCE members have begun to formally meet. STANCE has taken part in a few of the interim studies. The tentative 2020 legislative session begins on January 8th. This is a short session (60 days) so it will be interesting to see what the senators can get done.

Board Committee meetings:

Personnel Committee: Tuesday Nov. 26th @ 7:00 am

Finance Committee: Tuesday Dec. 3rd @ 7:00 am

Committee on Americanism: ????

Transportation and Facilities: ????

Contract Workdays:

July-17 days

August-20 days

September-20 days

October-22.5 days

Bylaws of the Board - MeetingsClosed Sessions

The Board of Education may hold a closed session by the affirmative vote of a majority of its voting members if a closed session is clearly necessary for the protection of the public interest or for the prevention of needless injury to the reputation of an individual and if such individual has not requested a public meeting. Closed sessions may be held for, but shall not be limited to, such reasons as: (a) strategy sessions with respect to collective bargaining, real estate purchases, or litigation; (b) discussion regarding deployment of security personnel or devices; (c) investigative proceedings regarding allegations or misconduct; or (d) evaluation of the job performance of a person when necessary to prevent needless injury to the reputation of a person and if such person has not requested a public meeting; provided, however a closed meeting shall never be held for the purpose of discussing the appointment or election of a new member to the Board of Education.

The vote to hold a closed session shall be taken in open session. The subject matter and the reason necessitating the closed session shall be identified in the motion to close. The entire motion, the vote of each member on the question of holding a closed session, and the time when the closed session commenced and concluded shall be recorded in the minutes. If the motion to close passes, then the presiding officer immediately prior to the closed session shall restate on the record the limitation of the subject matter of the closed session. The Board shall restrict its consideration of matters during the closed portions to only those purposes set forth in the motion to close as the reason for the closed session. The meeting shall be reconvened in open session before any formal action may be taken.

Any member of the Board shall have the right to challenge the continuation of a closed session if the member determines that the session has exceeded the reasons stated in the original motion to hold a closed session. Such challenge shall be overruled only by a majority vote of the members of the public body. Such challenge and its disposition shall be recorded in the minutes.

The term "closed session" as used in the policies, regulations and Bylaws of the District shall include within its meaning any "executive session" or "executive meeting" authorized or prescribed by said policies, regulations and Bylaws, all of said terms being interchangeable.

Legal Reference: §§84-1407 to 84-1414

Date of Adoption: November 13, 2006