

**Wakefield Community School  
Board of Education Regular Meeting  
Tuesday, June 12, 2018 7:00 PM**

The Board of Education Regular Meeting convened in open and public session on Tuesday, June 12, 2018 at 7:00 PM in the Board of Education Room at the Boardroom  
802 Highland Street  
Wakefield, NE 68784.

President Brown informed the group of the Open Meetings Act posted in the room and accessible to all members of the public as required by law. All board members had received notice of the meeting and the meeting notice had been published/posted in a timely manner prior to the meeting date.

**ATTENDANCE TAKEN AT 7:00 PM:**

**Present:** Mrs. Karen Borg, Bree Brown, Arianne Conley, Mr. Ben Donner, Shannon Johnson, Mark Victor. Present: 6.

Opening Procedures

Call to Order

Open Meetings Act

Roll Call

Excuse Board Member Absences

Approval of Agenda

Motion to approve the agenda Passed with a motion by Bree Brown and a second by Arianne Conley.

Mrs. Karen Borg: Yea

Bree Brown: Yea

Arianne Conley: Yea

Mr. Ben Donner: Yea

Shannon Johnson: Yea

Mark Victor: Yea

Yea: 6, Nay: 0

Awards and Special Recognition

Recognition of Visitors/Communication from the Public

Reports

Administrators

Elementary Principal Report

Secondary Principal Report

Superintendent Report

Board Committee Reports

Board Policy

Building, Sites & Transportation

Business & Finance

Curriculum, Americanism & Technology

Public & Personnel Relations

Strategic Planning

Discussion and Action Items

Consent Agenda

Motion to approve the Consent Agenda Passed with a motion by Mr. Ben Donner and a second by Bree Brown.

Mrs. Karen Borg: Yea

Bree Brown: Yea

Arianne Conley: Yea

Mr. Ben Donner: Yea

Shannon Johnson: Yea

Mark Victor: Yea

Yea: 6, Nay: 0

Minutes of the previous meeting

Financial Reports

Discuss and take appropriate action on the option enrollment of Mrs. Kari Cliff of her minor student.

Move to approve the option enrollment request by Mrs. Kari Cliff for her minor student Passed with a motion by Mark Victor and a second by Arianne Conley.

Mrs. Karen Borg: Yea

Bree Brown: Yea

Arianne Conley: Yea

Mr. Ben Donner: Yea

Shannon Johnson: Yea

Mark Victor: Yea

Yea: 6, Nay: 0

Discuss and take appropriate action on the option enrollment by Leah McCoy of her minor student.

Move to approve the option enrollment request by Mrs Leah McCoy for the 2018-19 school year Passed with a motion by Bree Brown and a second by Mr. Ben Donner.

Mrs. Karen Borg: Yea

Bree Brown: Yea

Arianne Conley: Yea

Mr. Ben Donner: Yea

Shannon Johnson: Yea

Mark Victor: Yea

Yea: 6, Nay: 0

Discuss and take appropriate action to purchase iPads and covers.

Move to purchase 80 iPads with keyboard covers and Apple Care at a cost of \$48,404 Passed with a motion by Mr. Ben Donner and a second by Bree Brown.

Mrs. Karen Borg: Yea

Bree Brown: Yea

Arianne Conley: Yea

Mr. Ben Donner: Yea

Shannon Johnson: Yea

Mark Victor: Yea

Yea: 6, Nay: 0

Discuss and take appropriate action to purchase a server and back up system.

Move to approve the purchase of a Lenovo Server from Connecting Point and data back up for \$11,500 Passed with a motion by Bree Brown and a second by Shannon Johnson.

Mrs. Karen Borg: Yea

Bree Brown: Yea

Arianne Conley: Yea

Mr. Ben Donner: Yea

Shannon Johnson: Yea

Mark Victor: Yea

Yea: 6, Nay: 0

Discuss and take appropriate action on the English Learner (EL) 2018 Program Review.

Move to approve the English Learner Program Review 2018 Passed with a motion by Bree Brown and a second by Arianne Conley.

Mrs. Karen Borg: Yea

Bree Brown: Yea

Arianne Conley: Yea

Mr. Ben Donner: Yea

Shannon Johnson: Yea

Mark Victor: Yea

Yea: 6, Nay: 0

Discuss and take appropriate action on the 2018 Wellness Committee Report.

Move to approve the 2018 Wellness Committee Report Passed with a motion by Bree Brown and a second by Shannon Johnson.

Mrs. Karen Borg: Yea

Bree Brown: Yea

Arianne Conley: Yea

Mr. Ben Donner: Yea

Shannon Johnson: Yea

Mark Victor: Yea

Yea: 6, Nay: 0

Discuss and take appropriate action on science curriculum materials.

Move to approve purchasing science curriculum for grades K-12 Passed with a motion by Shannon Johnson and a second by Arianne Conley.

Mrs. Karen Borg: Yea

Bree Brown: Yea

Arianne Conley: Yea

Mr. Ben Donner: Yea

Shannon Johnson: Yea

Mark Victor: Yea

Yea: 6, Nay: 0

Discuss and take appropriate action to set school lunch prices for the 2018-19 school year.

Move to approve the 2018-19 school lunch prices as presented Passed with a motion by Bree Brown and a second by Mr. Ben Donner.

Mrs. Karen Borg: Yea

Bree Brown: Yea

Arianne Conley: Yea

Mr. Ben Donner: Yea

Shannon Johnson: Yea

Mark Victor: Yea

Yea: 6, Nay: 0

#### Upcoming Dates and Times

Set the date and time for the next regular meeting

#### Adjournment

Motion to adjourn the meeting at 8:57 Passed with a motion by Mr. Ben Donner and a second by Bree Brown.

Mrs. Karen Borg: Yea

Bree Brown: Yea

Arianne Conley: Yea

Mr. Ben Donner: Yea

Shannon Johnson: Yea

Mark Victor: Yea

Yea: 6, Nay: 0

# **Wakefield Community School**

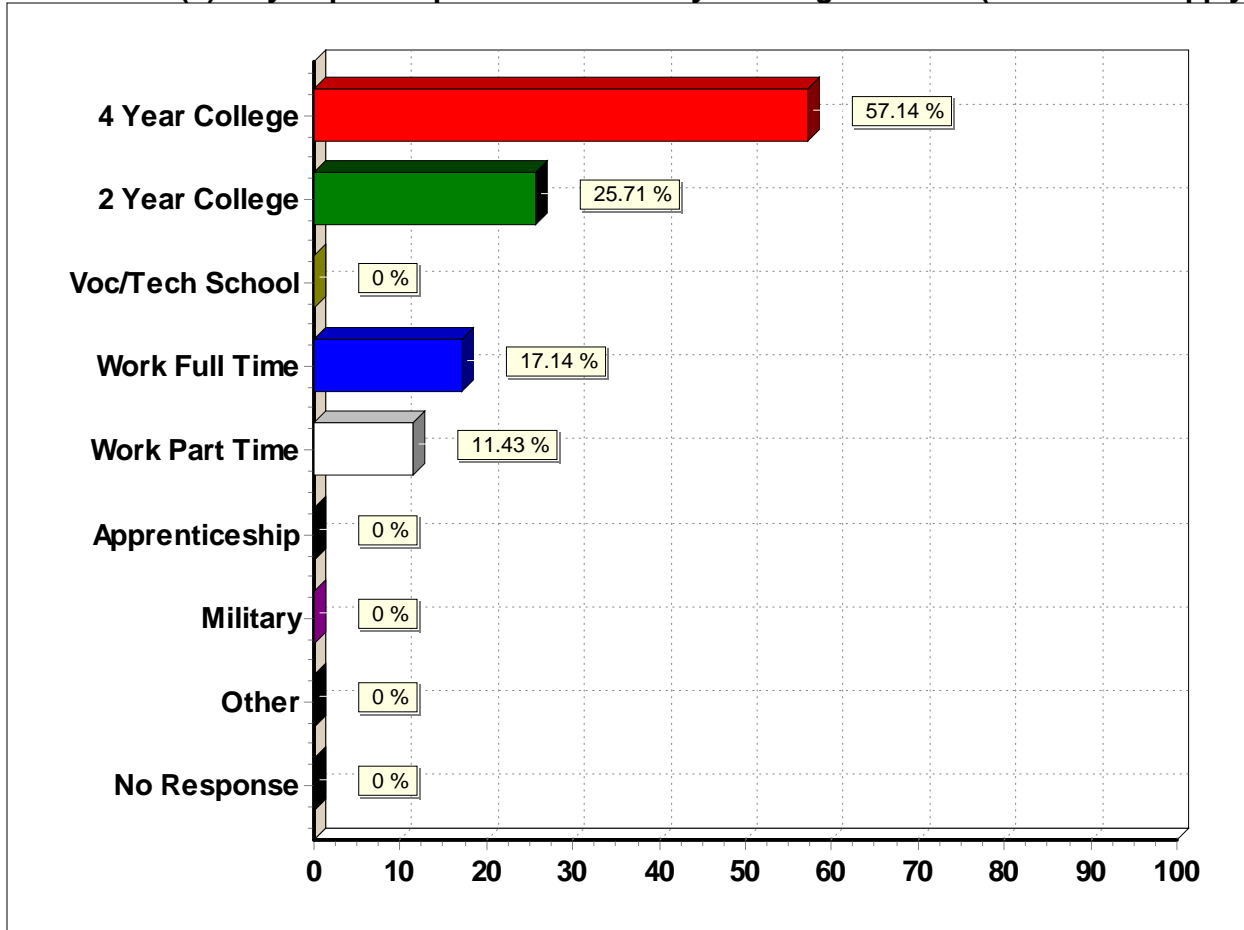


## **Senior Exit Survey Class of 2018**

*Prepared by:*

LifeTrack Services, Inc.  
1271 Port Drive, Clarkston, WA 99403  
1-800-738-6466

1. What area(s) do you plan to pursue immediately after high school? (Mark all that apply)

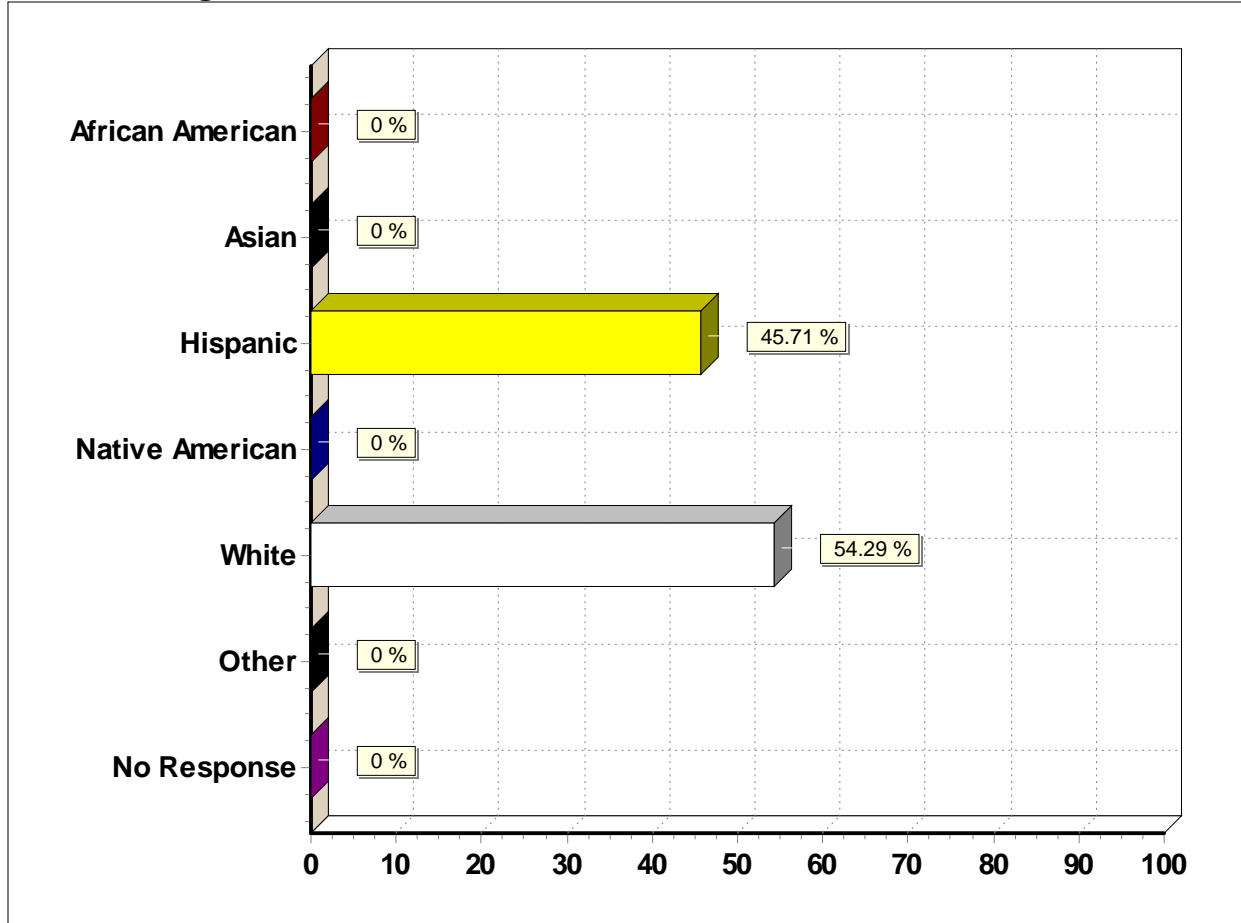


1. What area(s) do you plan to pursue immediately after high school? (Mark all that apply)

Response (n = 35)	Frequency	Percent
4 Year College	20	57.1%
2 Year College	9	25.7%
Voc/Tech School	0	0.0%
Work Full Time	6	17.1%
Work Part Time	4	11.4%
Apprenticeship	0	0.0%
Military	0	0.0%
Other	0	0.0%
No Response	0	0.0%

\*\*\* Percentage may exceed 100% as seniors can mark multiple responses.

**2. Ethnic Origin:**



**2. Ethnic Origin:**

Response (n = 35)	Frequency	Percent
African American	0	0.0%
Asian	0	0.0%
Hispanic	16	45.7%
Native American	0	0.0%
White	19	54.3%
Other	0	0.0%
No Response	0	0.0%

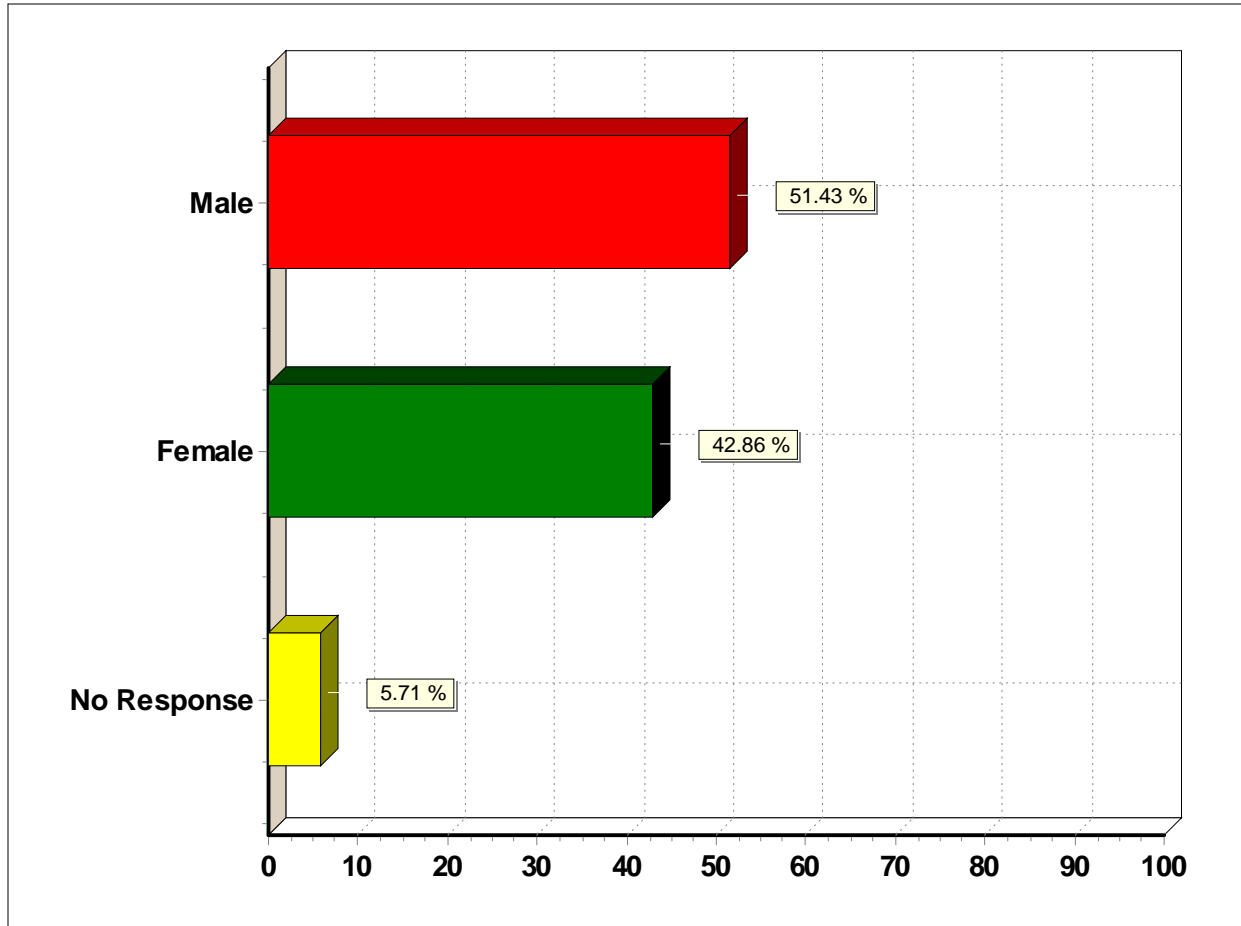
*Data disaggregated into cross tabulations by Ethnic Origin and Gender*

Frequency Row Percent		<b>2. Ethnic Origin:</b>						Total (Row)
		African American	Asian	Hispanic	Native American	White	Other	
<b>3. Gender:</b>	Male	0 0.0%	0 0.0%	8 44.4%	0 0.0%	10 55.6%	0 0.0%	18 100.0%
	Female	0 0.0%	0 0.0%	7 46.7%	0 0.0%	8 53.3%	0 0.0%	15 100.0%
	Total (Column)	0	0	15	0	18	0	33
	Count (n)	-	-	-	-	-	-	-

Frequency Row Percent		<b>3. Gender:</b>		
		Male	Female	Total (Row)
<b>2. Ethnic Origin:</b>	African American	0 0.0%	0 0.0%	0 0.0%
	Asian	0 0.0%	0 0.0%	0 0.0%
	Hispanic	8 53.3%	7 46.7%	15 100.0%
	Native American	0 0.0%	0 0.0%	0 0.0%
	White	10 55.6%	8 44.4%	18 100.0%
	Other	0 0.0%	0 0.0%	0 0.0%
	Total (Column)	18	15	33
	Count (n)	-	-	-

"No Response" answers are not available for cross tabulations, therefore percentages may vary between tables.

**3. Gender:**



**3. Gender:**

Response (n = 35)	Frequency	Percent
Male	18	51.4%
Female	15	42.9%
No Response	2	5.7%

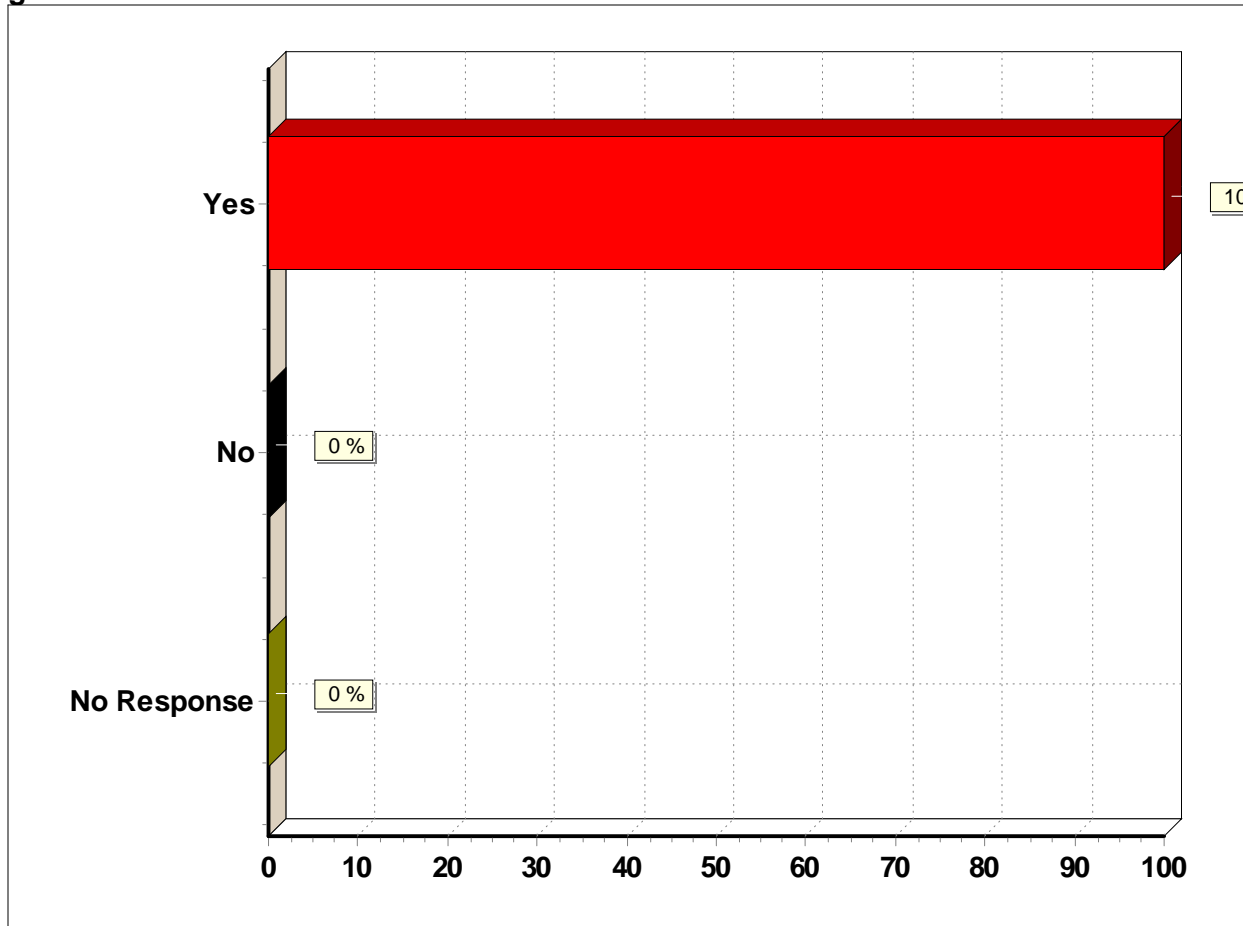
*Data disaggregated into cross tabulations by Ethnic Origin and Gender*

Frequency Row Percent		2. Ethnic Origin:						
		African American	Asian	Hispanic	Native American	White	Other	Total (Row)
<b>3. Gender:</b>	Male	0 0.0%	0 0.0%	8 44.4%	0 0.0%	10 55.6%	0 0.0%	18 100.0%
	Female	0 0.0%	0 0.0%	7 46.7%	0 0.0%	8 53.3%	0 0.0%	15 100.0%
	Total (Column)	0 -	0 -	15 -	0 -	18 -	0 -	33 -
	Count (n)	33						

Frequency Row Percent		3. Gender:		
		Male	Female	Total (Row)
<b>2. Ethnic Origin:</b>	African American	0 0.0%	0 0.0%	0 0.0%
	Asian	0 0.0%	0 0.0%	0 0.0%
	Hispanic	8 53.3%	7 46.7%	15 100.0%
	Native American	0 0.0%	0 0.0%	0 0.0%
	White	10 55.6%	8 44.4%	18 100.0%
	Other	0 0.0%	0 0.0%	0 0.0%
	Total (Column)	18 -	15 -	33 -
	Count (n)	33		

"No Response" answers are not available for cross tabulations, therefore percentages may vary between tables.

**4. Was the school guidance counselor helpful in the selection of a path to follow after graduation?**



**4. Was the school guidance counselor helpful in the selection of a path to follow after graduation?**

Response (n = 35)	Frequency	Percent
Yes	35	100.0%
No	0	0.0%
No Response	0	0.0%

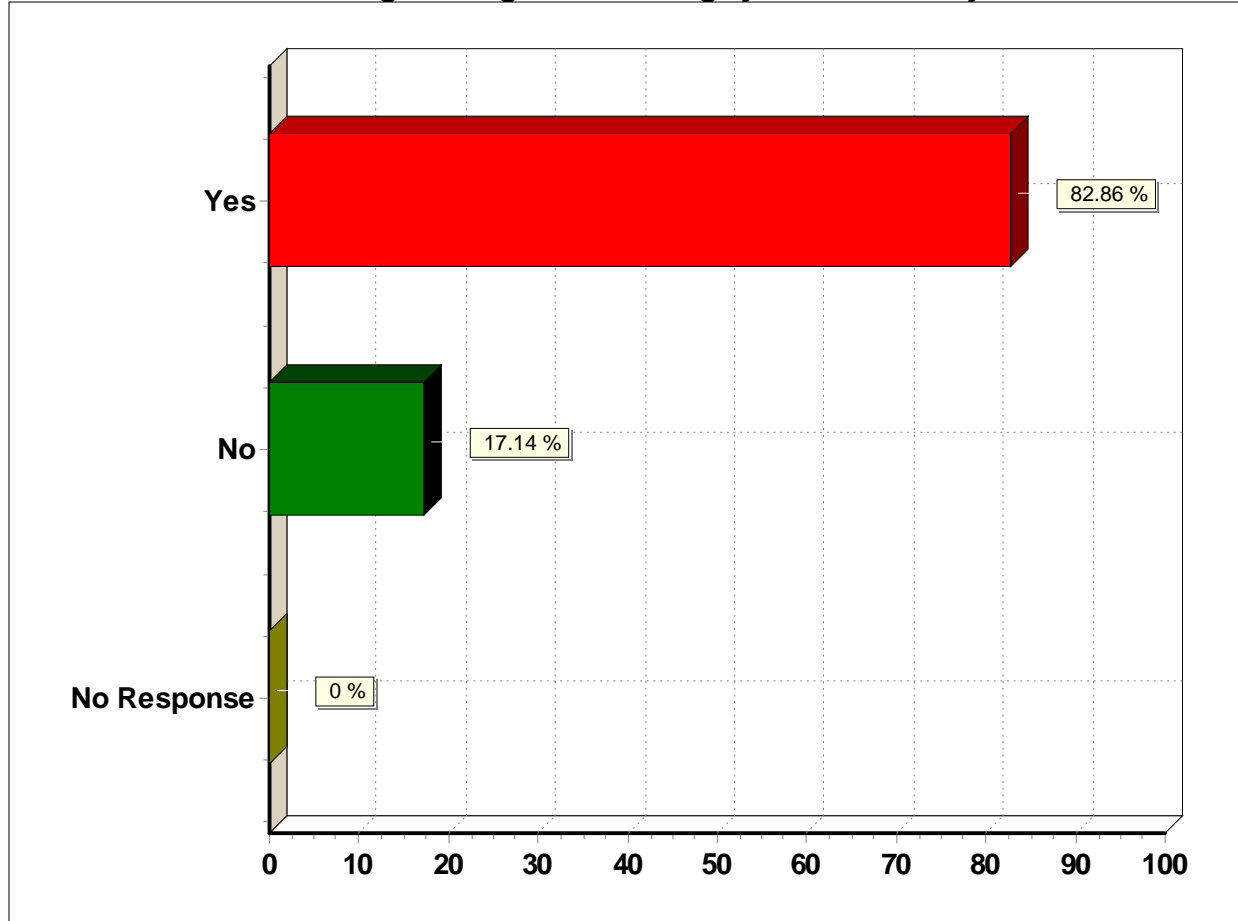
**Question 4 disaggregated into cross tabulations by Ethnic Origin and Gender**

Frequency Row Percent		4. Was the school guidance counselor helpful in the selection of a path to follow after graduation?		
		Yes	No	Total (Row)
<b>2. Ethnic Origin:</b>	African American	0 0.0%	0 0.0%	0 0.0%
	Asian	0 0.0%	0 0.0%	0 0.0%
	Hispanic	16 100.0%	0 0.0%	16 100.0%
	Native American	0 0.0%	0 0.0%	0 0.0%
	White	19 100.0%	0 0.0%	19 100.0%
	Other	0 0.0%	0 0.0%	0 0.0%
	Total (Column)	35 -	0 -	35 -
	Count (n)	35		

Frequency Row Percent		4. Was the school guidance counselor helpful in the selection of a path to follow after graduation?		
		Yes	No	Total (Row)
<b>3. Gender:</b>	Male	18 100.0%	0 0.0%	18 100.0%
	Female	15 100.0%	0 0.0%	15 100.0%
	Total (Column)	33 -	0 -	33 -
	Count (n)	33		

"No Response" answers are not available for cross tabulations, therefore percentages may vary between tables.

**5. Did school make learning exciting and encourage you to continue your education?**



**5. Did school make learning exciting and encourage you to continue your education?**

Response (n = 35)	Frequency	Percent
Yes	29	82.9%
No	6	17.1%
No Response	0	0.0%

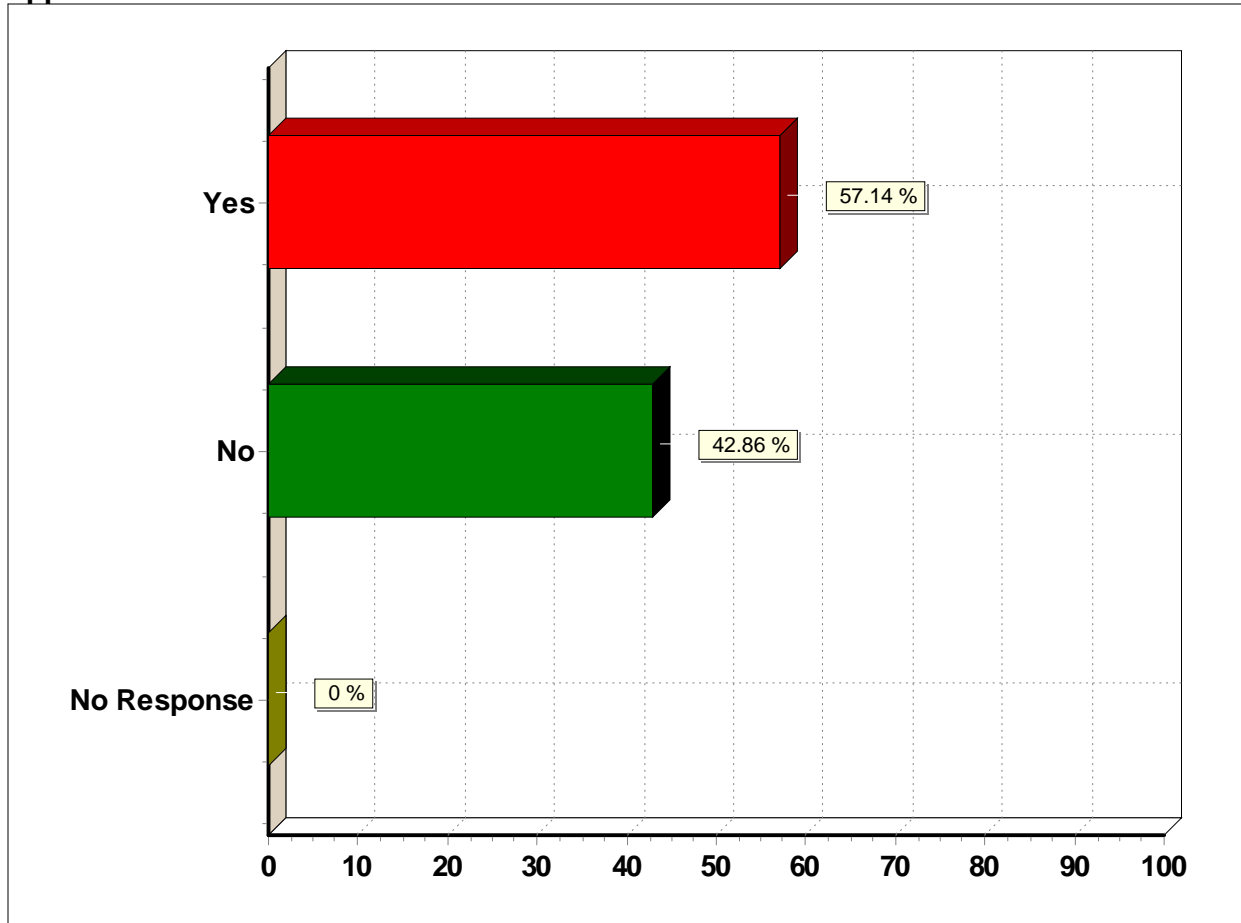
**Question 5 disaggregated into cross tabulations by Ethnic Origin and Gender**

Frequency Row Percent		5. Did school make learning exciting and encourage you to continue your education?		
		Yes	No	Total (Row)
<b>2. Ethnic Origin:</b>	African American	0 0.0%	0 0.0%	0 0.0%
	Asian	0 0.0%	0 0.0%	0 0.0%
	Hispanic	14 87.5%	2 12.5%	16 100.0%
	Native American	0 0.0%	0 0.0%	0 0.0%
	White	15 78.9%	4 21.1%	19 100.0%
	Other	0 0.0%	0 0.0%	0 0.0%
	Total (Column)	29 -	6 -	35 -
	Count (n)	35		

Frequency Row Percent		5. Did school make learning exciting and encourage you to continue your education?		
		Yes	No	Total (Row)
<b>3. Gender:</b>	Male	14 77.8%	4 22.2%	18 100.0%
	Female	14 93.3%	1 6.7%	15 100.0%
	Total (Column)	28 -	5 -	33 -
	Count (n)	33		

"No Response" answers are not available for cross tabulations, therefore percentages may vary between tables.

**6. Were enough elective classes offered for you to explore different career opportunities?**



**6. Were enough elective classes offered for you to explore different career opportunities?**

Response (n = 35)	Frequency	Percent
Yes	20	57.1%
No	15	42.9%
No Response	0	0.0%

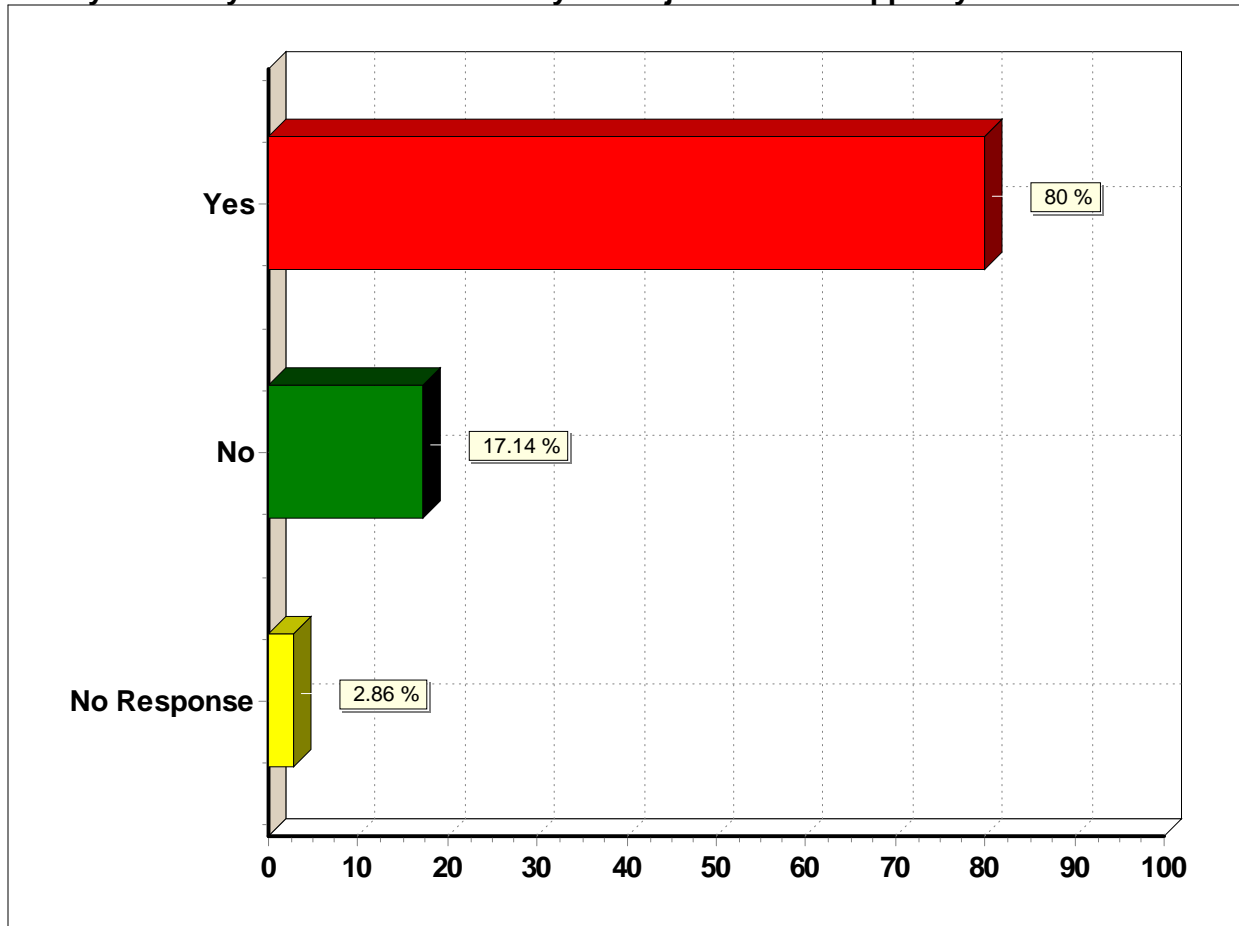
**Question 6 disaggregated into cross tabulations by Ethnic Origin and Gender**

Frequency Row Percent		6. Were enough elective classes offered for you to explore different career opportunities?		
		Yes	No	Total (Row)
<b>2. Ethnic Origin:</b>	African American	0 0.0%	0 0.0%	0 0.0%
	Asian	0 0.0%	0 0.0%	0 0.0%
	Hispanic	10 62.5%	6 37.5%	16 100.0%
	Native American	0 0.0%	0 0.0%	0 0.0%
	White	10 52.6%	9 47.4%	19 100.0%
	Other	0 0.0%	0 0.0%	0 0.0%
	Total (Column)	20 -	15 -	35 -
	Count (n)	35		

Frequency Row Percent		6. Were enough elective classes offered for you to explore different career opportunities?		
		Yes	No	Total (Row)
<b>3. Gender:</b>	Male	13 72.2%	5 27.8%	18 100.0%
	Female	7 46.7%	8 53.3%	15 100.0%
	Total (Column)	20 -	13 -	33 -
	Count (n)	33		

"No Response" answers are not available for cross tabulations, therefore percentages may vary between tables.

**7. Do you think you will be able to easily find a job that can support you?**



**7. Do you think you will be able to easily find a job that can support you?**

Response (n = 35)	Frequency	Percent
Yes	28	80.0%
No	6	17.1%
No Response	1	2.9%

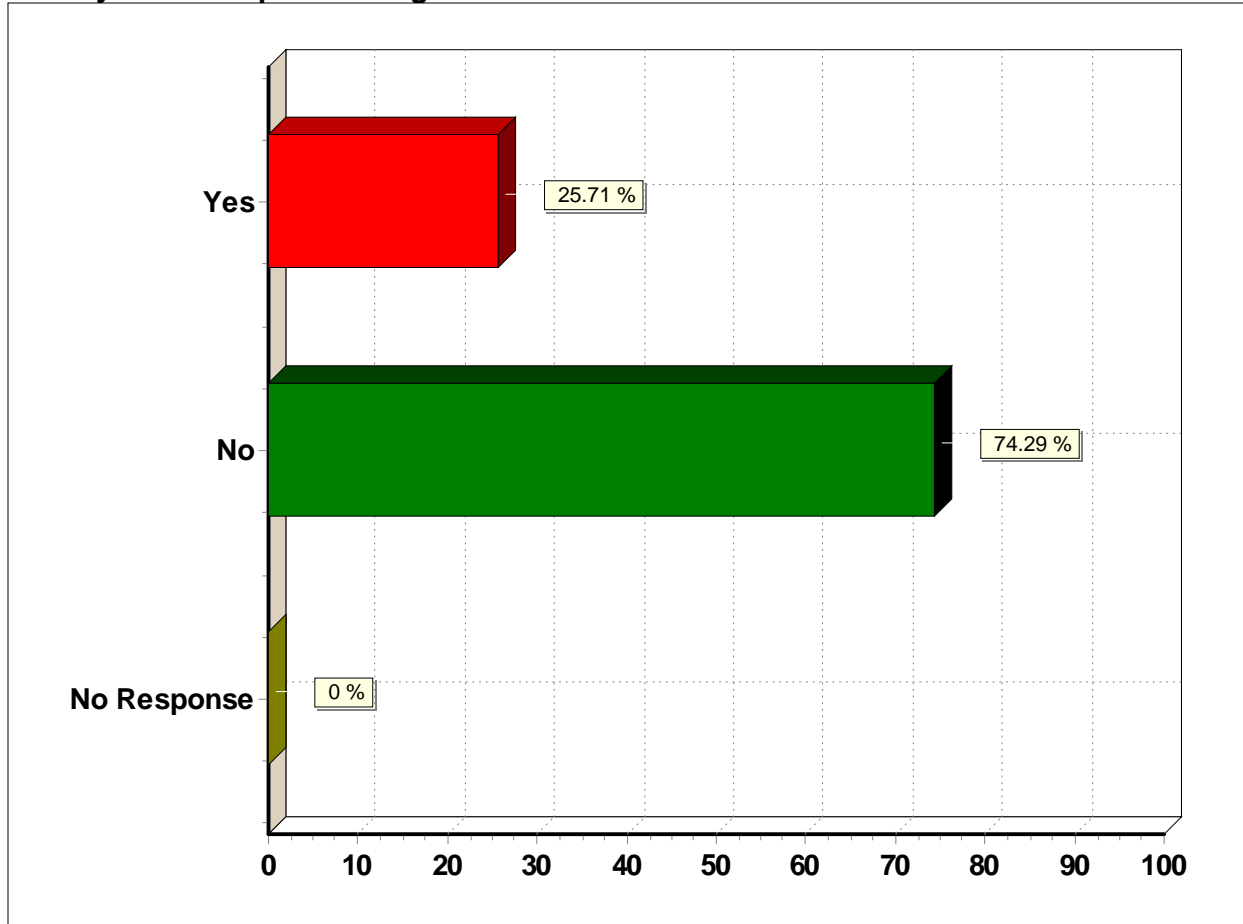
**Question 7 disaggregated into cross tabulations by Ethnic Origin and Gender**

Frequency Row Percent		7. Do you think you will be able to easily find a job that can support you?		
		Yes	No	Total (Row)
<b>2. Ethnic Origin:</b>	African American	0 0.0%	0 0.0%	0 0.0%
	Asian	0 0.0%	0 0.0%	0 0.0%
	Hispanic	11 73.3%	4 26.7%	15 100.0%
	Native American	0 0.0%	0 0.0%	0 0.0%
	White	17 89.5%	2 10.5%	19 100.0%
	Other	0 0.0%	0 0.0%	0 0.0%
	Total (Column)	28 -	6 -	34 -
	Count (n)	34		

Frequency Row Percent		7. Do you think you will be able to easily find a job that can support you?		
		Yes	No	Total (Row)
<b>3. Gender:</b>	Male	13 72.2%	5 27.8%	18 100.0%
	Female	13 92.9%	1 7.1%	14 100.0%
	Total (Column)	26 -	6 -	32 -
	Count (n)	32		

"No Response" answers are not available for cross tabulations, therefore percentages may vary between tables.

**8. Did you ever experience significant harassment from other students?**



**8. Did you ever experience significant harassment from other students?**

Response (n = 35)	Frequency	Percent
Yes	9	25.7%
No	26	74.3%
No Response	0	0.0%

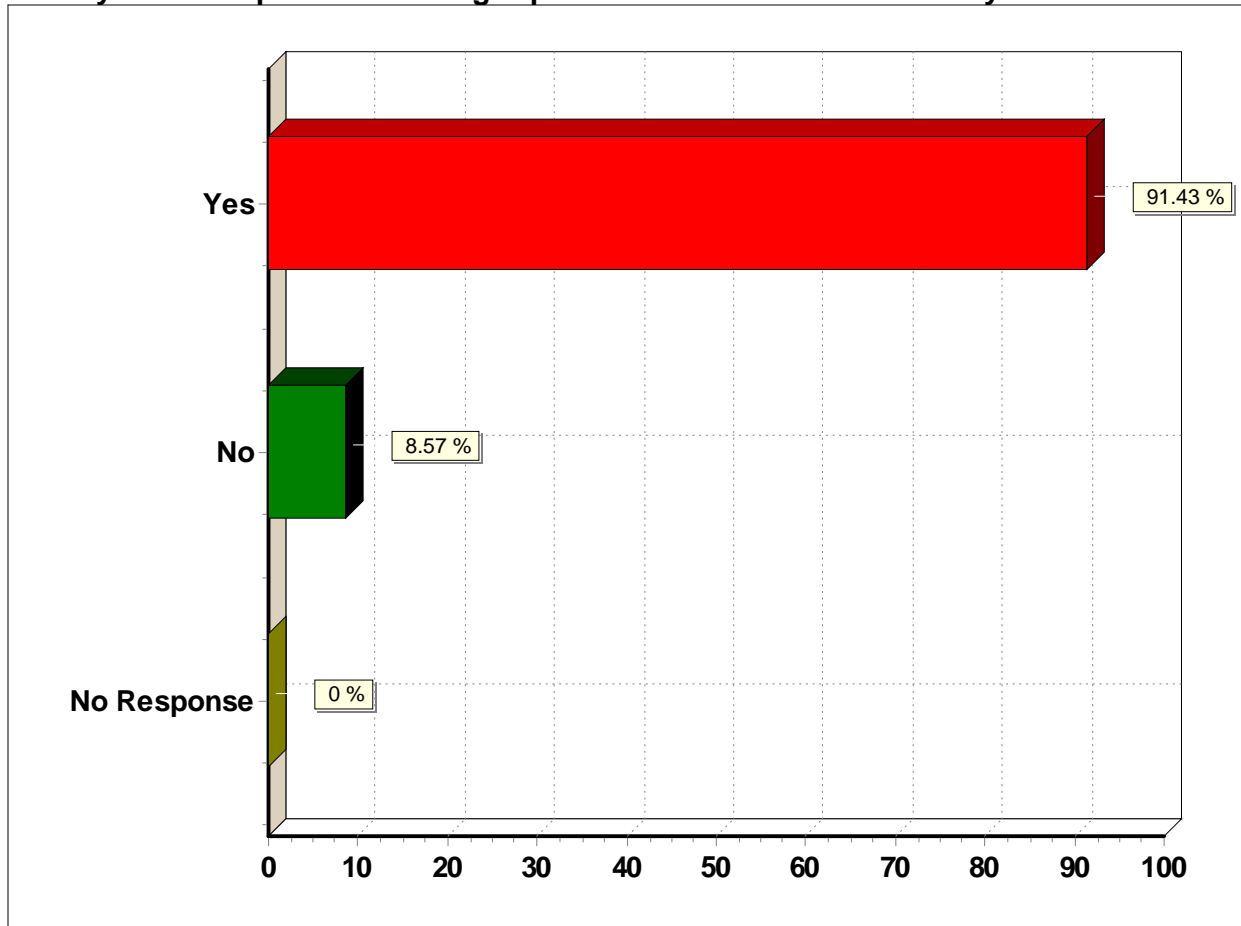
**Question 8 disaggregated into cross tabulations by Ethnic Origin and Gender**

Frequency Row Percent		8. Did you ever experience significant harassment from other students?		
		Yes	No	Total (Row)
<b>2. Ethnic Origin:</b>	African American	0 0.0%	0 0.0%	0 0.0%
	Asian	0 0.0%	0 0.0%	0 0.0%
	Hispanic	3 18.8%	13 81.3%	16 100.0%
	Native American	0 0.0%	0 0.0%	0 0.0%
	White	6 31.6%	13 68.4%	19 100.0%
	Other	0 0.0%	0 0.0%	0 0.0%
	Total (Column)	9 -	26 -	35 -
	Count (n)	35		

Frequency Row Percent		8. Did you ever experience significant harassment from other students?		
		Yes	No	Total (Row)
<b>3. Gender:</b>	Male	6 33.3%	12 66.7%	18 100.0%
	Female	3 20.0%	12 80.0%	15 100.0%
	Total (Column)	9 -	24 -	33 -
	Count (n)	33		

"No Response" answers are not available for cross tabulations, therefore percentages may vary between tables.

**9. Did you have a positive learning experience at Wakefield Community School?**



**9. Did you have a positive learning experience at Wakefield Community School?**

Response (n = 35)	Frequency	Percent
Yes	32	91.4%
No	3	8.6%
No Response	0	0.0%

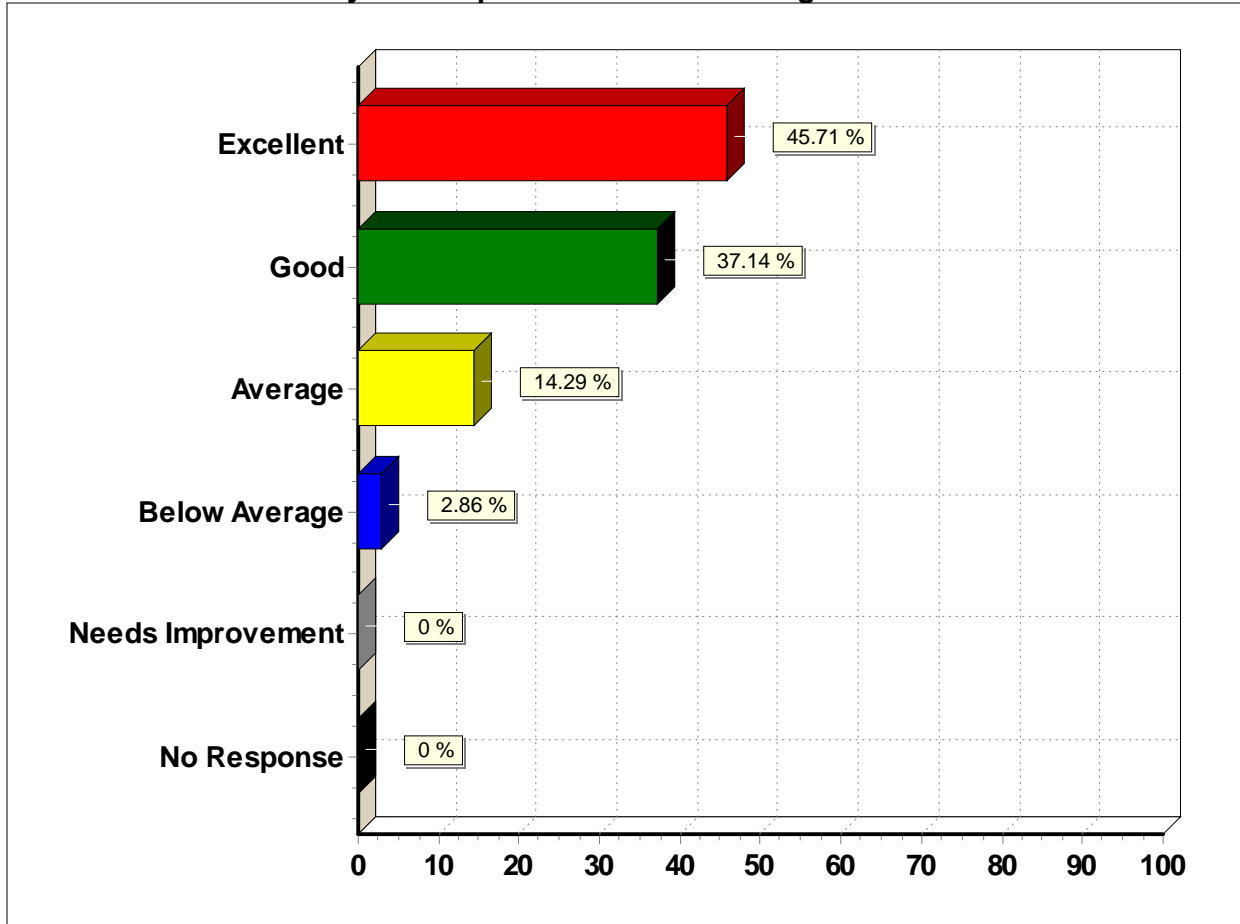
**Question 9 disaggregated into cross tabulations by Ethnic Origin and Gender**

Frequency Row Percent		9. Did you have a positive learning experience at Wakefield Community School?		
		Yes	No	Total (Row)
<b>2. Ethnic Origin:</b>	African American	0 0.0%	0 0.0%	0 0.0%
	Asian	0 0.0%	0 0.0%	0 0.0%
	Hispanic	15 93.8%	1 6.3%	16 100.0%
	Native American	0 0.0%	0 0.0%	0 0.0%
	White	17 89.5%	2 10.5%	19 100.0%
	Other	0 0.0%	0 0.0%	0 0.0%
	Total (Column)	32 -	3 -	35 -
	Count (n)	35		

Frequency Row Percent		9. Did you have a positive learning experience at Wakefield Community School?		
		Yes	No	Total (Row)
<b>3. Gender:</b>	Male	17 94.4%	1 5.6%	18 100.0%
	Female	14 93.3%	1 6.7%	15 100.0%
	Total (Column)	31 -	2 -	33 -
	Count (n)	33		

"No Response" answers are not available for cross tabulations, therefore percentages may vary between tables.

10. Wakefield Community School provided a safe learning environment.



10. Wakefield Community School provided a safe learning environment.

Response (n = 35)	Frequency	Percent
Excellent	16	45.7%
Good	13	37.1%
Average	5	14.3%
Below Average	1	2.9%
Needs Improvement	0	0.0%
No Response	0	0.0%

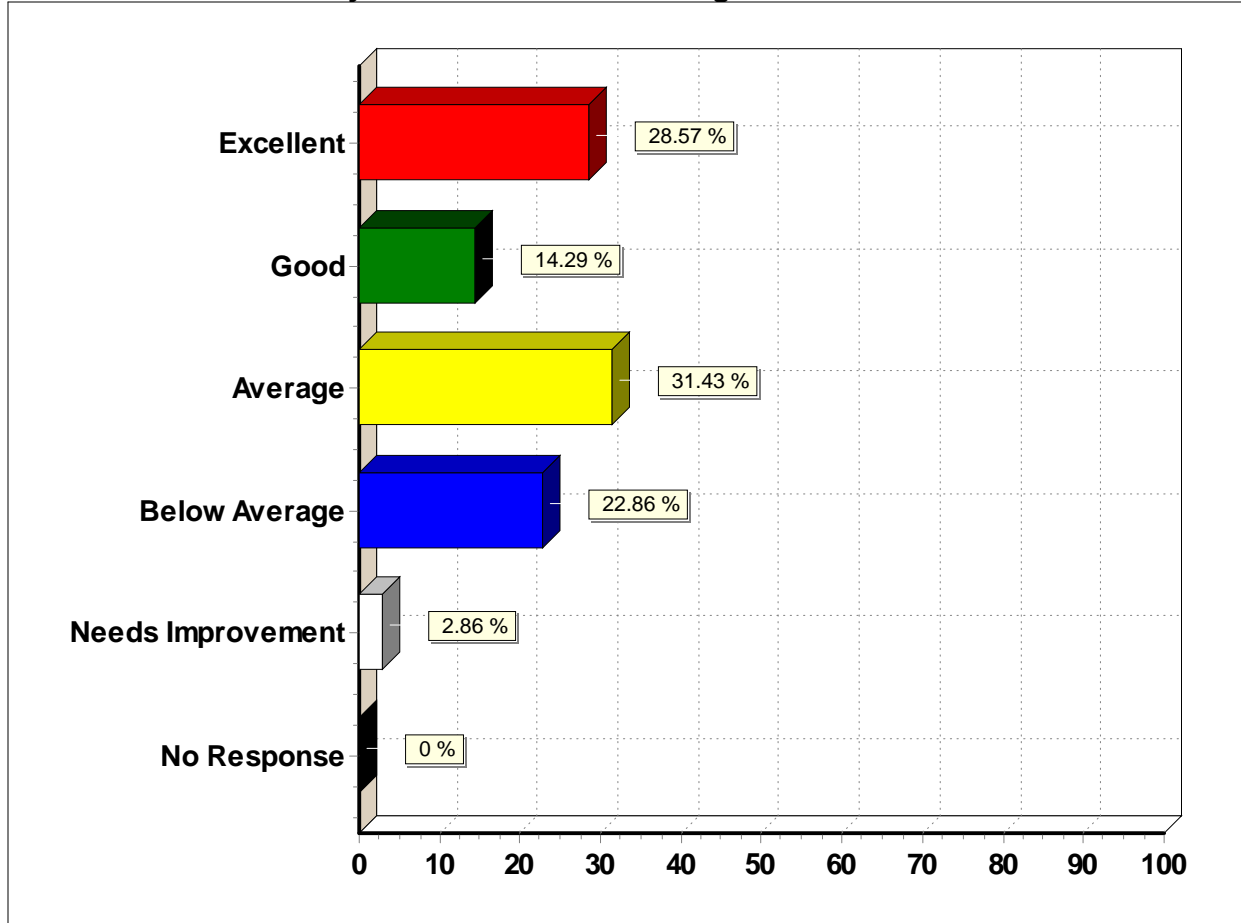
**Question 10 disaggregated into cross tabulations by Ethnic Origin and Gender**

Frequency Row Percent		<b>10. Wakefield Community School provided a safe learning environment.</b>					
		Excellent	Good	Average	Below Average	Needs Improvement	Total (Row)
<b>2. Ethnic Origin:</b>	African American	0 0.0%	0 0.0%	0 0.0%	0 0.0%	0 0.0%	0 0.0%
	Asian	0 0.0%	0 0.0%	0 0.0%	0 0.0%	0 0.0%	0 0.0%
	Hispanic	6 37.5%	5 31.3%	5 31.3%	0 0.0%	0 0.0%	16 100.0%
	Native American	0 0.0%	0 0.0%	0 0.0%	0 0.0%	0 0.0%	0 0.0%
	White	10 52.6%	8 42.1%	0 0.0%	1 5.3%	0 0.0%	19 100.0%
	Other	0 0.0%	0 0.0%	0 0.0%	0 0.0%	0 0.0%	0 0.0%
	Total (Column)	16	13	5	1	0	35
	Count (n)	35					

Frequency Row Percent		<b>10. Wakefield Community School provided a safe learning environment.</b>					
		Excellent	Good	Average	Below Average	Needs Improvement	Total (Row)
<b>3. Gender:</b>	Male	9 50.0%	7 38.9%	2 11.1%	0 0.0%	0 0.0%	18 100.0%
	Female	7 46.7%	5 33.3%	2 13.3%	1 6.7%	0 0.0%	15 100.0%
	Total (Column)	16	12	4	1	0	33
	Count (n)	33					

"No Response" answers are not available for cross tabulations, therefore percentages may vary between tables.

11. Wakefield Community School maintained a drug-free environment.



11. Wakefield Community School maintained a drug-free environment.

Response (n = 35)	Frequency	Percent
Excellent	10	28.6%
Good	5	14.3%
Average	11	31.4%
Below Average	8	22.9%
Needs Improvement	1	2.9%
No Response	0	0.0%

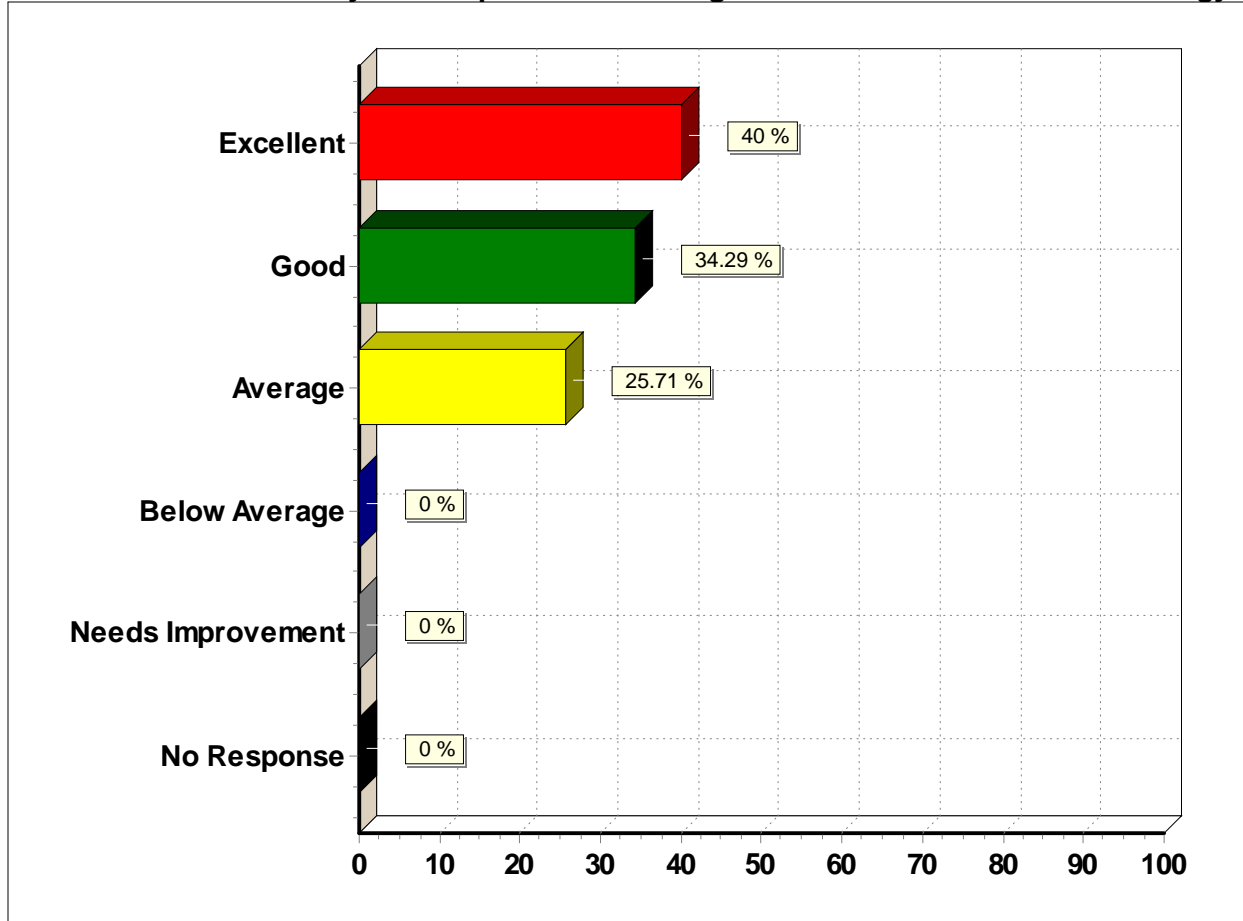
**Question 11 disaggregated into cross tabulations by Ethnic Origin and Gender**

Frequency Row Percent		<b>11. Wakefield Community School maintained a drug-free environment.</b>					
		Excellent	Good	Average	Below Average	Needs Improvement	Total (Row)
<b>2. Ethnic Origin:</b>	African American	0 0.0%	0 0.0%	0 0.0%	0 0.0%	0 0.0%	0 0.0%
	Asian	0 0.0%	0 0.0%	0 0.0%	0 0.0%	0 0.0%	0 0.0%
	Hispanic	5 31.3%	3 18.8%	3 18.8%	5 31.3%	0 0.0%	16 100.0%
	Native American	0 0.0%	0 0.0%	0 0.0%	0 0.0%	0 0.0%	0 0.0%
	White	5 26.3%	2 10.5%	8 42.1%	3 15.8%	1 5.3%	19 100.0%
	Other	0 0.0%	0 0.0%	0 0.0%	0 0.0%	0 0.0%	0 0.0%
	Total (Column)	10	5	11	8	1	35
	Count (n)	35	-	-	-	-	-

Frequency Row Percent		<b>11. Wakefield Community School maintained a drug-free environment.</b>					
		Excellent	Good	Average	Below Average	Needs Improvement	Total (Row)
<b>3. Gender:</b>	Male	7 38.9%	3 16.7%	2 11.1%	5 27.8%	1 5.6%	18 100.0%
	Female	3 20.0%	2 13.3%	8 53.3%	2 13.3%	0 0.0%	15 100.0%
	Total (Column)	10	5	10	7	1	33
	Count (n)	33	-	-	-	-	-

"No Response" answers are not available for cross tabulations, therefore percentages may vary between tables.

**12. Wakefield Community School provided a strong foundation in the use of technology.**



**12. Wakefield Community School provided a strong foundation in the use of technology.**

Response (n = 35)	Frequency	Percent
Excellent	14	40.0%
Good	12	34.3%
Average	9	25.7%
Below Average	0	0.0%
Needs Improvement	0	0.0%
No Response	0	0.0%

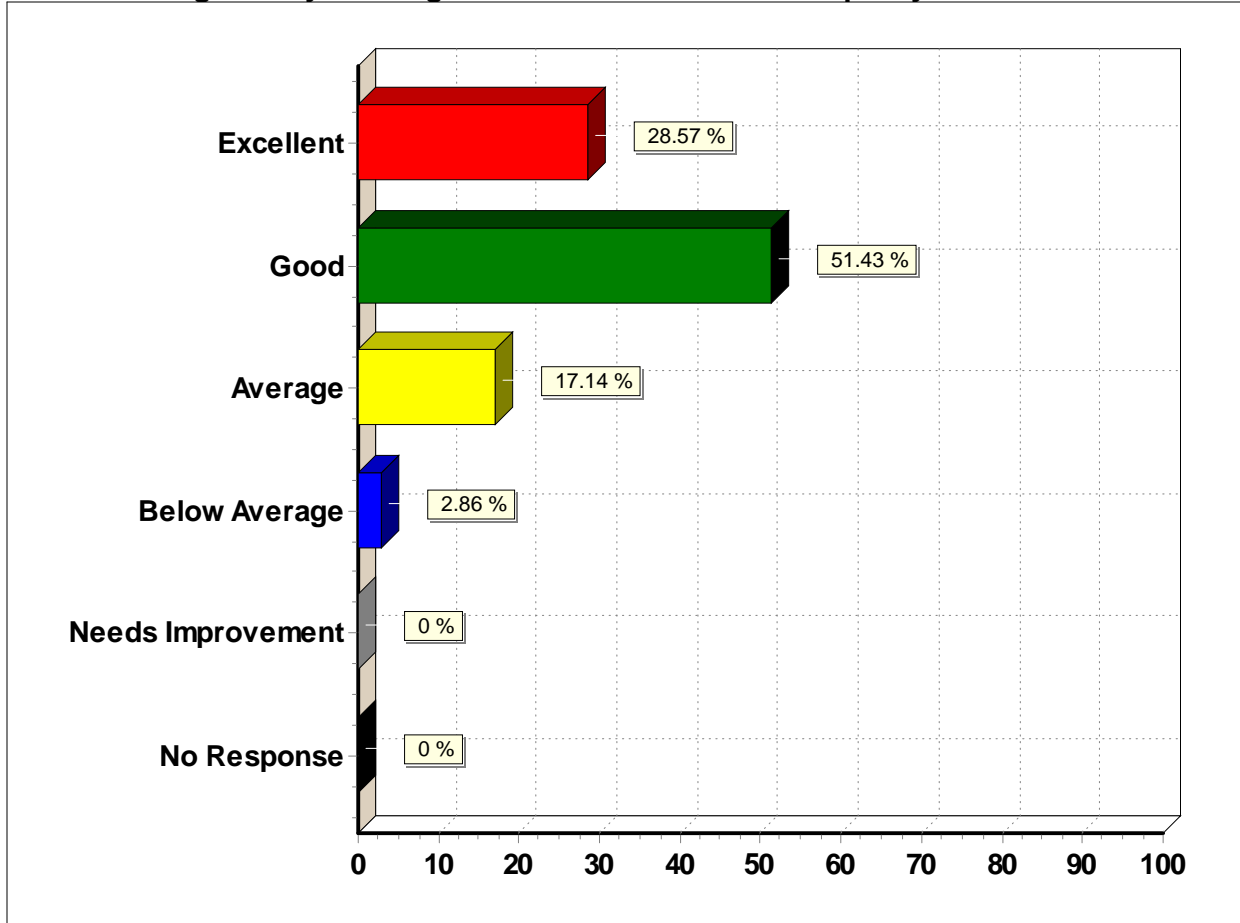
**Question 12 disaggregated into cross tabulations by Ethnic Origin and Gender**

Frequency Row Percent		<b>12. Wakefield Community School provided a strong foundation in the use of technology.</b>					
		Excellent	Good	Average	Below Average	Needs Improvement	Total (Row)
<b>2. Ethnic Origin:</b>	African American	0 0.0%	0 0.0%	0 0.0%	0 0.0%	0 0.0%	0 0.0%
	Asian	0 0.0%	0 0.0%	0 0.0%	0 0.0%	0 0.0%	0 0.0%
	Hispanic	7 43.8%	3 18.8%	6 37.5%	0 0.0%	0 0.0%	16 100.0%
	Native American	0 0.0%	0 0.0%	0 0.0%	0 0.0%	0 0.0%	0 0.0%
	White	7 36.8%	9 47.4%	3 15.8%	0 0.0%	0 0.0%	19 100.0%
	Other	0 0.0%	0 0.0%	0 0.0%	0 0.0%	0 0.0%	0 0.0%
	Total (Column)	14	12	9	0	0	35
	Count (n)	35					

Frequency Row Percent		<b>12. Wakefield Community School provided a strong foundation in the use of technology.</b>					
		Excellent	Good	Average	Below Average	Needs Improvement	Total (Row)
<b>3. Gender:</b>	Male	7 38.9%	8 44.4%	3 16.7%	0 0.0%	0 0.0%	18 100.0%
	Female	7 46.7%	4 26.7%	4 26.7%	0 0.0%	0 0.0%	15 100.0%
	Total (Column)	14	12	7	0	0	33
	Count (n)	33					

"No Response" answers are not available for cross tabulations, therefore percentages may vary between tables.

**13. Teachers generally held high standards and demanded quality work.**



**13. Teachers generally held high standards and demanded quality work.**

Response (n = 35)	Frequency	Percent
Excellent	10	28.6%
Good	18	51.4%
Average	6	17.1%
Below Average	1	2.9%
Needs Improvement	0	0.0%
No Response	0	0.0%

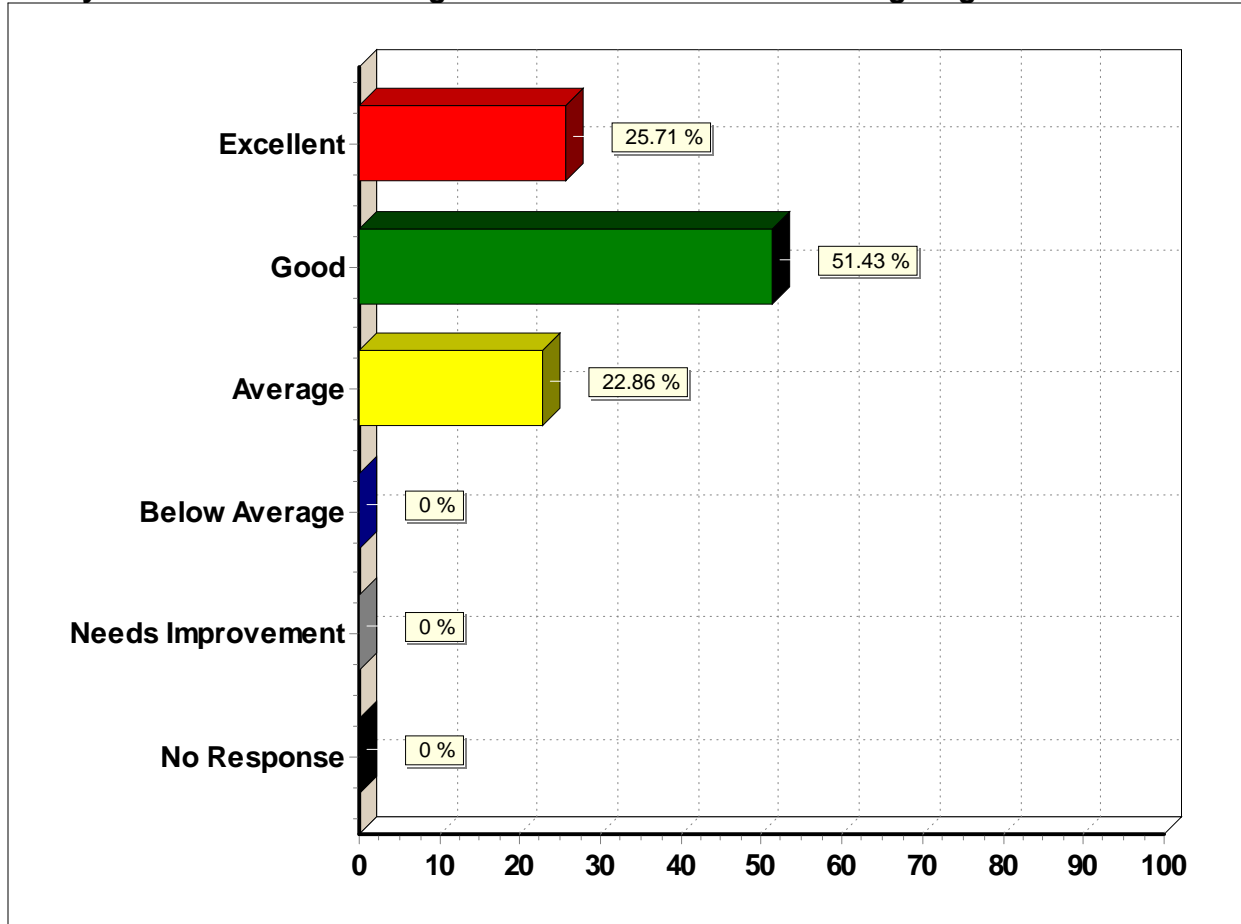
**Question 13 disaggregated into cross tabulations by Ethnic Origin and Gender**

Frequency Row Percent		<b>13. Teachers generally held high standards and demanded quality work.</b>					
		Excellent	Good	Average	Below Average	Needs Improvement	Total (Row)
<b>2. Ethnic Origin:</b>	African American	0 0.0%	0 0.0%	0 0.0%	0 0.0%	0 0.0%	0 0.0%
	Asian	0 0.0%	0 0.0%	0 0.0%	0 0.0%	0 0.0%	0 0.0%
	Hispanic	4 25.0%	8 50.0%	3 18.8%	1 6.3%	0 0.0%	16 100.0%
	Native American	0 0.0%	0 0.0%	0 0.0%	0 0.0%	0 0.0%	0 0.0%
	White	6 31.6%	10 52.6%	3 15.8%	0 0.0%	0 0.0%	19 100.0%
	Other	0 0.0%	0 0.0%	0 0.0%	0 0.0%	0 0.0%	0 0.0%
	Total (Column)	10	18	6	1	0	35
	Count (n)	-	-	-	-	-	-

Frequency Row Percent		<b>13. Teachers generally held high standards and demanded quality work.</b>					
		Excellent	Good	Average	Below Average	Needs Improvement	Total (Row)
<b>3. Gender:</b>	Male	5 27.8%	10 55.6%	2 11.1%	1 5.6%	0 0.0%	18 100.0%
	Female	4 26.7%	8 53.3%	3 20.0%	0 0.0%	0 0.0%	15 100.0%
	Total (Column)	9	18	5	1	0	33
	Count (n)	-	-	-	-	-	-

"No Response" answers are not available for cross tabulations, therefore percentages may vary between tables.

**14. My teachers were knowledgeable about the curriculum being taught.**



**14. My teachers were knowledgeable about the curriculum being taught.**

Response (n = 35)	Frequency	Percent
Excellent	9	25.7%
Good	18	51.4%
Average	8	22.9%
Below Average	0	0.0%
Needs Improvement	0	0.0%
No Response	0	0.0%

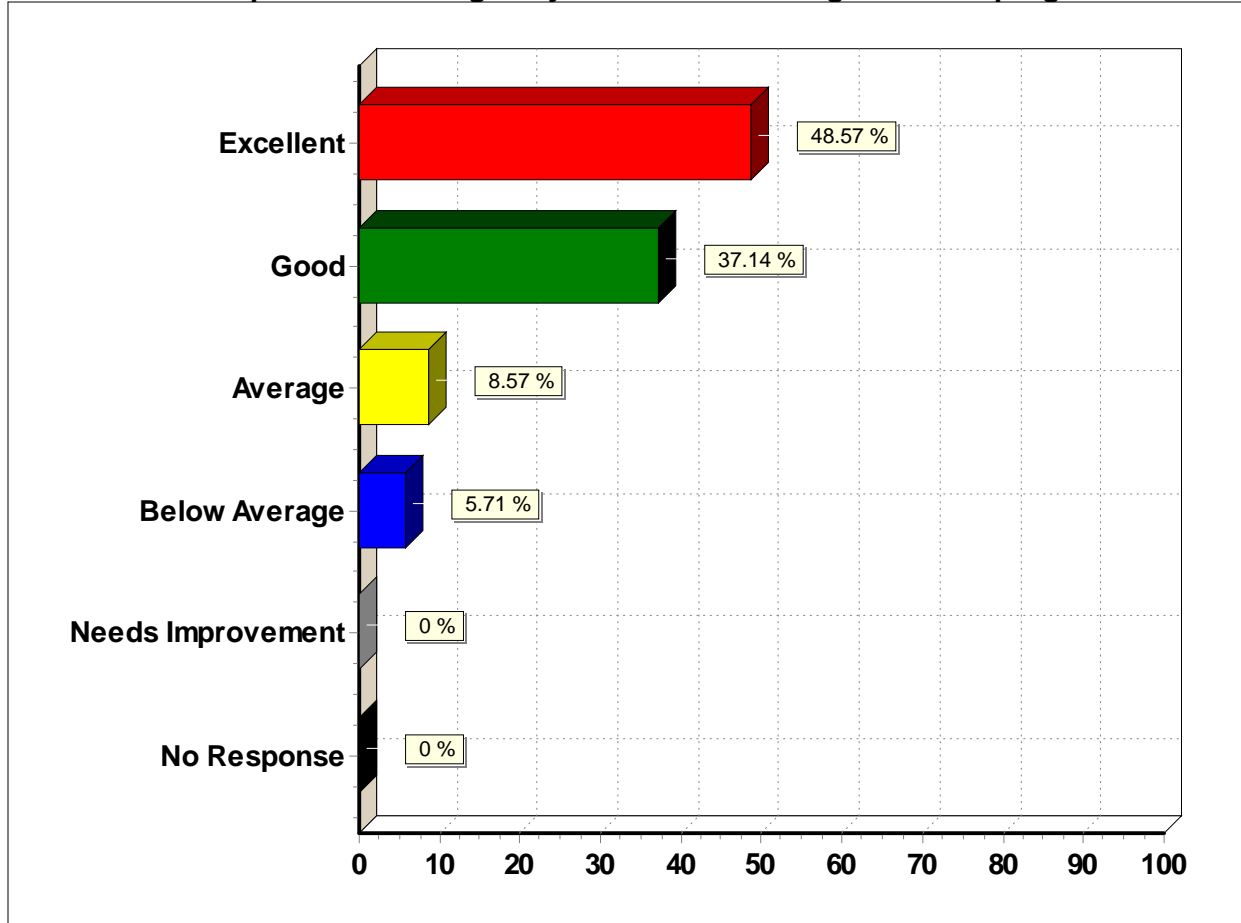
**Question 14 disaggregated into cross tabulations by Ethnic Origin and Gender**

Frequency Row Percent		<b>14. My teachers were knowledgeable about the curriculum being taught.</b>					
		Excellent	Good	Average	Below Average	Needs Improvement	Total (Row)
<b>2. Ethnic Origin:</b>	African American	0 0.0%	0 0.0%	0 0.0%	0 0.0%	0 0.0%	0 0.0%
	Asian	0 0.0%	0 0.0%	0 0.0%	0 0.0%	0 0.0%	0 0.0%
	Hispanic	4 25.0%	6 37.5%	6 37.5%	0 0.0%	0 0.0%	16 100.0%
	Native American	0 0.0%	0 0.0%	0 0.0%	0 0.0%	0 0.0%	0 0.0%
	White	5 26.3%	12 63.2%	2 10.5%	0 0.0%	0 0.0%	19 100.0%
	Other	0 0.0%	0 0.0%	0 0.0%	0 0.0%	0 0.0%	0 0.0%
	Total (Column)	9	18	8	0	0	35
	Count (n)	35					

Frequency Row Percent		<b>14. My teachers were knowledgeable about the curriculum being taught.</b>					
		Excellent	Good	Average	Below Average	Needs Improvement	Total (Row)
<b>3. Gender:</b>	Male	8 44.4%	7 38.9%	3 16.7%	0 0.0%	0 0.0%	18 100.0%
	Female	1 6.7%	10 66.7%	4 26.7%	0 0.0%	0 0.0%	15 100.0%
	Total (Column)	9	17	7	0	0	33
	Count (n)	33					

"No Response" answers are not available for cross tabulations, therefore percentages may vary between tables.

15. Students and parents were regularly notified concerning academic progress.



15. Students and parents were regularly notified concerning academic progress.

Response (n = 35)	Frequency	Percent
Excellent	17	48.6%
Good	13	37.1%
Average	3	8.6%
Below Average	2	5.7%
Needs Improvement	0	0.0%
No Response	0	0.0%

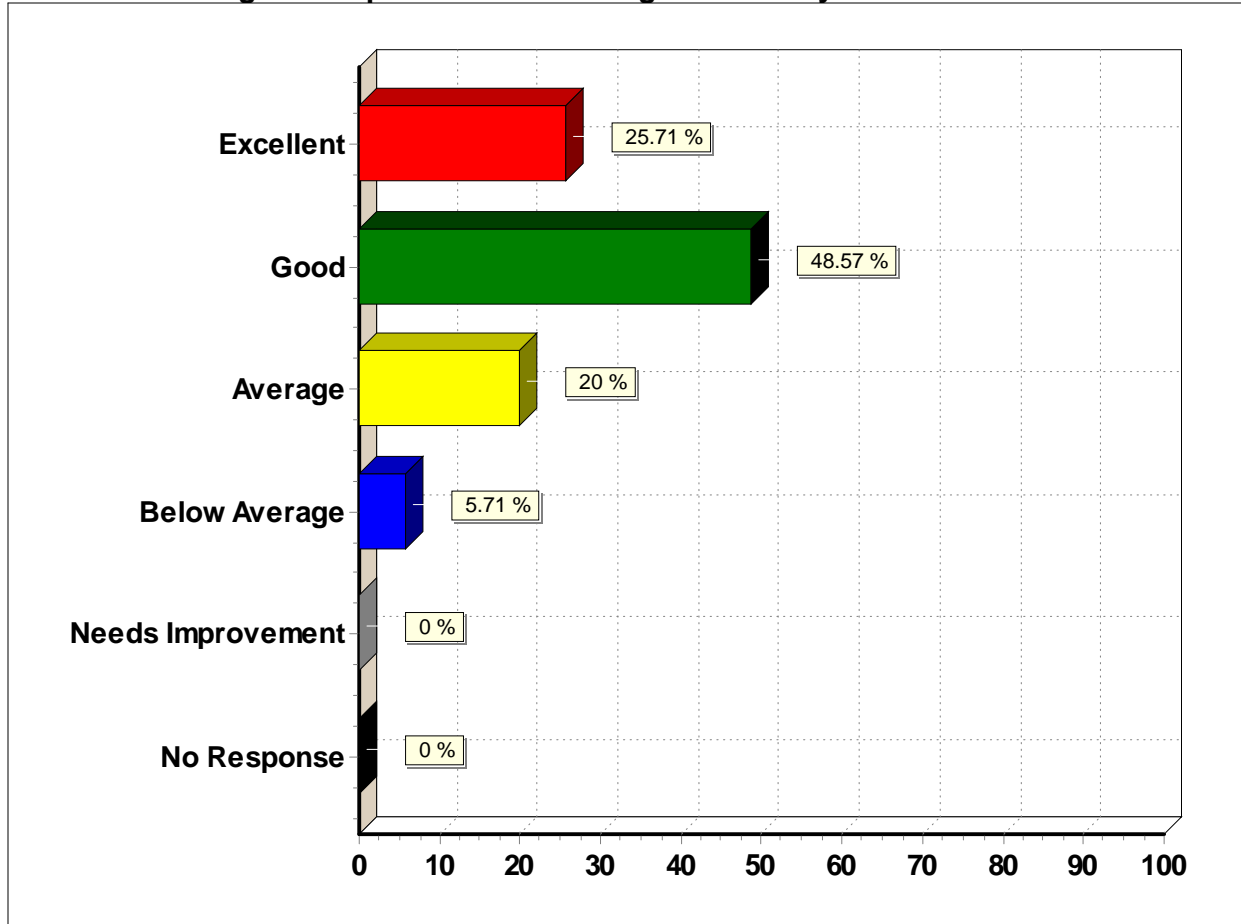
**Question 15 disaggregated into cross tabulations by Ethnic Origin and Gender**

Frequency Row Percent		<b>15. Students and parents were regularly notified concerning academic progress.</b>					
		Excellent	Good	Average	Below Average	Needs Improvement	Total (Row)
<b>2. Ethnic Origin:</b>	African American	0 0.0%	0 0.0%	0 0.0%	0 0.0%	0 0.0%	0 0.0%
	Asian	0 0.0%	0 0.0%	0 0.0%	0 0.0%	0 0.0%	0 0.0%
	Hispanic	5 31.3%	8 50.0%	1 6.3%	2 12.5%	0 0.0%	16 100.0%
	Native American	0 0.0%	0 0.0%	0 0.0%	0 0.0%	0 0.0%	0 0.0%
	White	12 63.2%	5 26.3%	2 10.5%	0 0.0%	0 0.0%	19 100.0%
	Other	0 0.0%	0 0.0%	0 0.0%	0 0.0%	0 0.0%	0 0.0%
	Total (Column)	17	13	3	2	0	35
	Count (n)	35					

Frequency Row Percent		<b>15. Students and parents were regularly notified concerning academic progress.</b>					
		Excellent	Good	Average	Below Average	Needs Improvement	Total (Row)
<b>3. Gender:</b>	Male	8 44.4%	6 33.3%	3 16.7%	1 5.6%	0 0.0%	18 100.0%
	Female	8 53.3%	6 40.0%	0 0.0%	1 6.7%	0 0.0%	15 100.0%
	Total (Column)	16	12	3	2	0	33
	Count (n)	33					

"No Response" answers are not available for cross tabulations, therefore percentages may vary between tables.

**16. I was challenged to experience academic growth each year.**



**16. I was challenged to experience academic growth each year.**

Response (n = 35)	Frequency	Percent
Excellent	9	25.7%
Good	17	48.6%
Average	7	20.0%
Below Average	2	5.7%
Needs Improvement	0	0.0%
No Response	0	0.0%

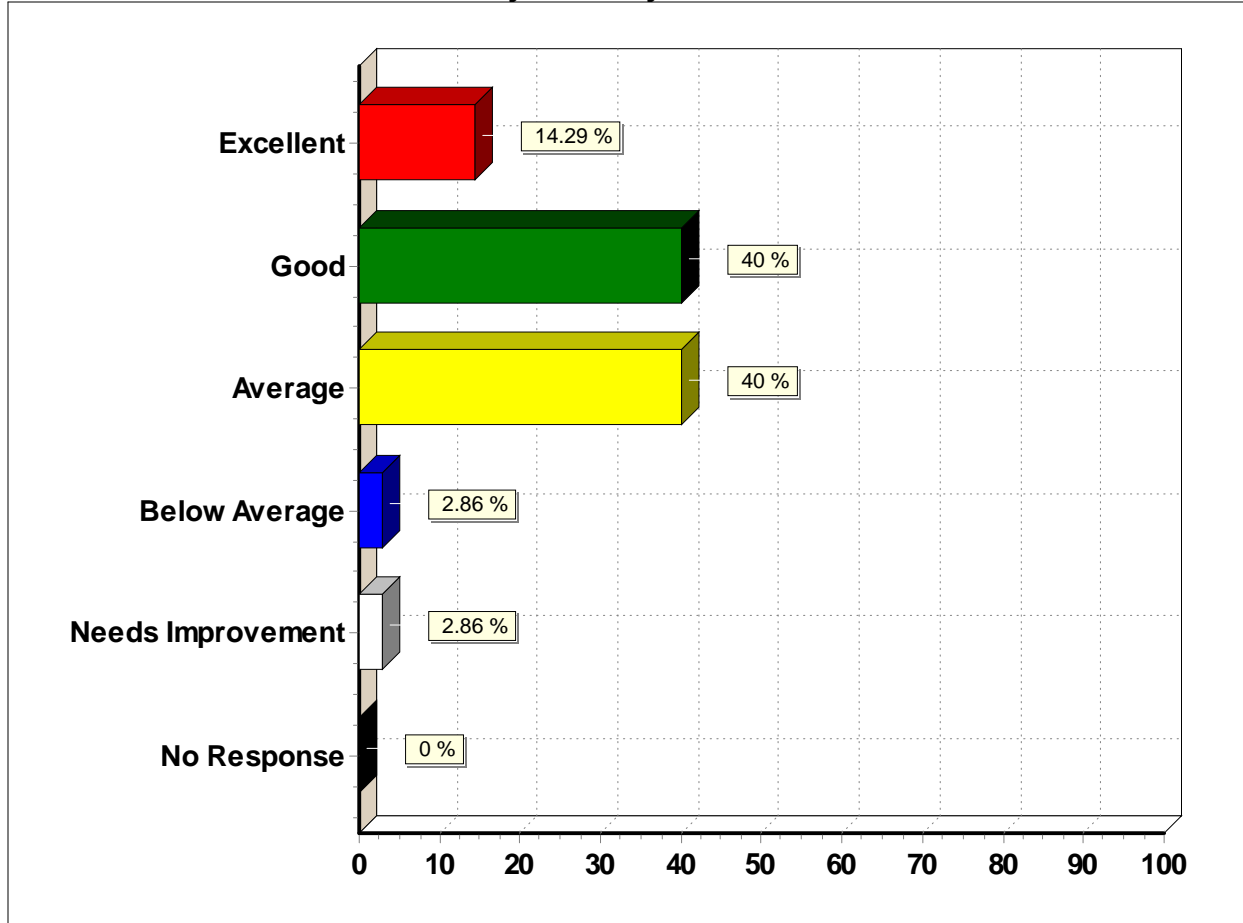
**Question 16 disaggregated into cross tabulations by Ethnic Origin and Gender**

Frequency Row Percent		<b>16. I was challenged to experience academic growth each year.</b>					
		Excellent	Good	Average	Below Average	Needs Improvement	Total (Row)
<b>2. Ethnic Origin:</b>	African American	0 0.0%	0 0.0%	0 0.0%	0 0.0%	0 0.0%	0 0.0%
	Asian	0 0.0%	0 0.0%	0 0.0%	0 0.0%	0 0.0%	0 0.0%
	Hispanic	3 18.8%	7 43.8%	5 31.3%	1 6.3%	0 0.0%	16 100.0%
	Native American	0 0.0%	0 0.0%	0 0.0%	0 0.0%	0 0.0%	0 0.0%
	White	6 31.6%	10 52.6%	2 10.5%	1 5.3%	0 0.0%	19 100.0%
	Other	0 0.0%	0 0.0%	0 0.0%	0 0.0%	0 0.0%	0 0.0%
	Total (Column)	9	17	7	2	0	35
	Count (n)	-	-	-	-	-	-
Count (n) 35							

Frequency Row Percent		<b>16. I was challenged to experience academic growth each year.</b>					
		Excellent	Good	Average	Below Average	Needs Improvement	Total (Row)
<b>3. Gender:</b>	Male	5 27.8%	8 44.4%	3 16.7%	2 11.1%	0 0.0%	18 100.0%
	Female	3 20.0%	9 60.0%	3 20.0%	0 0.0%	0 0.0%	15 100.0%
	Total (Column)	8	17	6	2	0	33
	Count (n)	-	-	-	-	-	-
Count (n) 33							

"No Response" answers are not available for cross tabulations, therefore percentages may vary between tables.

17. Rules were enforced consistently and fairly.



17. Rules were enforced consistently and fairly.

Response (n = 35)	Frequency	Percent
Excellent	5	14.3%
Good	14	40.0%
Average	14	40.0%
Below Average	1	2.9%
Needs Improvement	1	2.9%
No Response	0	0.0%

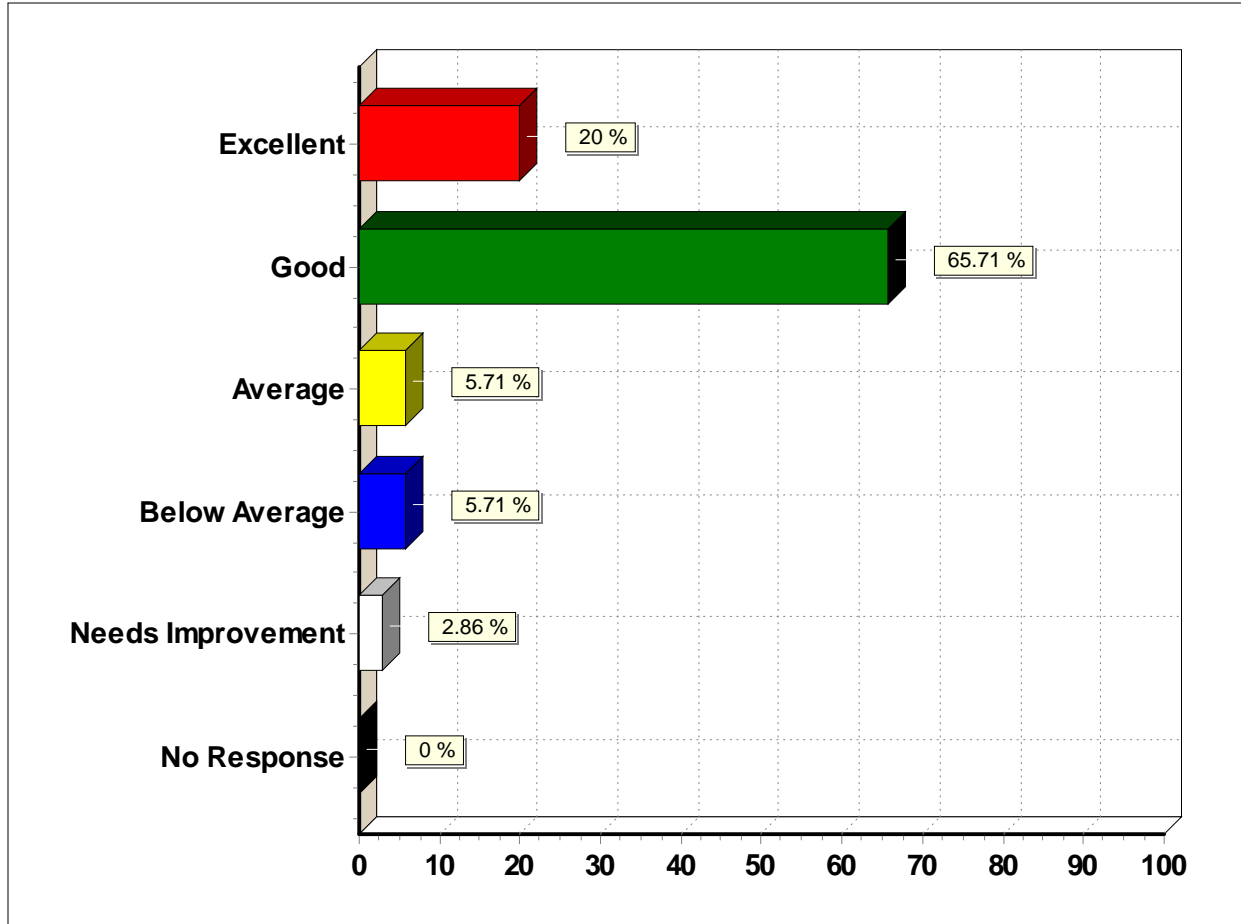
**Question 17 disaggregated into cross tabulations by Ethnic Origin and Gender**

Frequency Row Percent		<b>17. Rules were enforced consistently and fairly.</b>					
		Excellent	Good	Average	Below Average	Needs Improvement	Total (Row)
<b>2. Ethnic Origin:</b>	African American	0 0.0%	0 0.0%	0 0.0%	0 0.0%	0 0.0%	0 0.0%
	Asian	0 0.0%	0 0.0%	0 0.0%	0 0.0%	0 0.0%	0 0.0%
	Hispanic	1 6.3%	4 25.0%	9 56.3%	1 6.3%	1 6.3%	16 100.0%
	Native American	0 0.0%	0 0.0%	0 0.0%	0 0.0%	0 0.0%	0 0.0%
	White	4 21.1%	10 52.6%	5 26.3%	0 0.0%	0 0.0%	19 100.0%
	Other	0 0.0%	0 0.0%	0 0.0%	0 0.0%	0 0.0%	0 0.0%
	Total (Column)	5 -	14 -	14 -	1 -	1 -	35 -
	Count (n)	35					

Frequency Row Percent		<b>17. Rules were enforced consistently and fairly.</b>					
		Excellent	Good	Average	Below Average	Needs Improvement	Total (Row)
<b>3. Gender:</b>	Male	4 22.2%	6 33.3%	8 44.4%	0 0.0%	0 0.0%	18 100.0%
	Female	0 0.0%	8 53.3%	6 40.0%	1 6.7%	0 0.0%	15 100.0%
	Total (Column)	4 -	14 -	14 -	1 -	0 -	33 -
	Count (n)	33					

"No Response" answers are not available for cross tabulations, therefore percentages may vary between tables.

**18. Overall, how would you rate Wakefield Community School as a learning environment?**



**18. Overall, how would you rate Wakefield Community School as a learning environment?**

Response (n = 35)	Frequency	Percent
Excellent	7	20.0%
Good	23	65.7%
Average	2	5.7%
Below Average	2	5.7%
Needs Improvement	1	2.9%
No Response	0	0.0%

**Question 18 disaggregated into cross tabulations by Ethnic Origin and Gender**

Frequency Row Percent		<b>18. Overall, how would you rate Wakefield Community School as a learning environment?</b>					
		Excellent	Good	Average	Below Average	Needs Improvement	Total (Row)
<b>2. Ethnic Origin:</b>	African American	0 0.0%	0 0.0%	0 0.0%	0 0.0%	0 0.0%	0 0.0%
	Asian	0 0.0%	0 0.0%	0 0.0%	0 0.0%	0 0.0%	0 0.0%
	Hispanic	3 18.8%	9 56.3%	2 12.5%	1 6.3%	1 6.3%	16 100.0%
	Native American	0 0.0%	0 0.0%	0 0.0%	0 0.0%	0 0.0%	0 0.0%
	White	4 21.1%	14 73.7%	0 0.0%	1 5.3%	0 0.0%	19 100.0%
	Other	0 0.0%	0 0.0%	0 0.0%	0 0.0%	0 0.0%	0 0.0%
	Total (Column)	7	23	2	2	1	35
	Count (n)	35					

Frequency Row Percent		<b>18. Overall, how would you rate Wakefield Community School as a learning environment?</b>					
		Excellent	Good	Average	Below Average	Needs Improvement	Total (Row)
<b>3. Gender:</b>	Male	3 16.7%	13 72.2%	0 0.0%	1 5.6%	1 5.6%	18 100.0%
	Female	4 26.7%	9 60.0%	1 6.7%	1 6.7%	0 0.0%	15 100.0%
	Total (Column)	7	22	1	2	1	33
	Count (n)	33					

"No Response" answers are not available for cross tabulations, therefore percentages may vary between tables.

## Want More?

Additional copies of your bound report ..... \$7.50 each

## Want Even More???

### Data Disaggregation:

#### Post-High School Paths:

Report showing responses for each of the following categories:

4 Year College, 2 Year College, Voc/ Tech School, Work Full Time, Work Part Time, Apprenticeship, Military, & Other

**Generates 8 Reports ..... \$60.00**

#### Ethnic Origin:

Report showing responses for each of the following categories:

African American, Asian, Hispanic, Native American, White/Caucasian, & Other

**Generates 6 Reports ..... \$55.00**

#### Gender

Report showing only male responses and report showing only female responses

**Generates 2 Reports ..... \$30.00**

#### Yes/No Question

Report showing responses for those answering a question "Yes" and a report showing those that answered "No" to the same question (you choose which yes/no question you want segregated)

**Generates 2 Reports ..... \$30.00**

#### Excellent/Good/Average/Below Average/Needs Improvement Question

Report showing responses for those answering a question "Excellent", those answering "Good", those answering "Average", those answering "Below Average", and a report showing those that answered "Needs Improvement" to the same question (you choose which A/B/C/D/F question you want segregated)

**Generates 5 Reports ..... \$50.00**

#### Customized Reports

You may customize your data segregation to focus on a group meeting specific criteria. (For example: A report showing those attending a 4-Year College, answered "yes" to question #1 and answered question #10 with "Excellent".

**Generates 1 Report ..... Starting at \$25.00**

#### Data File

A delimited text file emailed to you so you can manipulate the data at your leisure. ... **\$25.00**

#### Electronic Report (Acrobat PDF File)

An exact duplicate of your bound paper report emailed to you as a convenient pdf file which can be read with Acrobat Reader. Makes it easy to share your results with a group or cut and paste to other applications ..... **\$50.00**

**Actual shipping charges applied to all orders.**

# *Thank You!*

---

**For the opportunity  
to help you**



**your graduates' success!**

**Your patronage is  
greatly appreciated!**

**The Graduate Follow-up Specialists  
@ LifeTrack Services  
1-800-738-6466**

**Class of 2018 – 36 graduates + 2 foreign exchange students**

Camille Armitage	Northeast Community College, Norfolk, NE
Brandon Benningfield	University of Nebraska, Lincoln, NE
Alison Bird	Work
Rachel Brudigam	Wayne State College, Wayne, NE
Benjamin Chase	University of Nebraska, Lincoln, NE
Zoe Conley	Wayne State College, Wayne, NE
Ilma Cruz Flores	University of Nebraska, Omaha, NE
Leobardo Gonzalez	Work
Francesco Guala	Exchange Student from Italy
Zach Hoagland	Northeast Community College, Norfolk, NE
Cesar Jimón	Work
Noah Lamprecht	Briar Cliff University, Sioux City, IA
Parker Lehmkuhl	Wayne State College, Wayne, NE
Juana Andrea Lopez	Wayne State College, Wayne, NE
MaKenna Mackling	Western Iowa Tech Community College, Sioux City, IA
Anthony Munderloh	Wayne State College, Wayne, NE
Kassandra Nuñez	Northeast Community College, Norfolk, NE
Jovanni Oliver	Northeast Community College, Norfolk, NE
Elba Olvera	Wayne State College, Wayne, NE
Sabina Palma	Northeast Community College, Norfolk, NE
Emmalee Pommer	University of Minnesota, Twin Cities, MN
Jasmine Ramirez	Northeast Community College, Norfolk, NE
Payton Rusk	University of Nebraska, Omaha, NE
Raul Salcedo	University of Nebraska, Lincoln, NE
Caleb Samuelson	Northeast Community College, Norfolk, NE
Julio Sanchez	Wayne State College, Wayne, NE
Joyce Sherer	Northeast Community College, Norfolk, NE
Austin Slama	Wayne State College, Wayne, NE
Elizabeth Solano	Work
DeLaney Sowards	Wayne State College, Wayne, NE
Kathrynn Sowards	Wayne State College, Wayne, NE
Caage Stickley	Northeast Community College, Norfolk, NE
Benjamin Urbina	Northeast Community College, Norfolk, NE
Carlos Urquidez	University of Texas, Arlington, TX
Robyn Vásquez	Work
Josselyn Vazquez-Catalaon	University of Nebraska, Lincoln, NE
Linéa Virik	Exchange Student from Norway
Cheyenne Waldman	Wayne State College, Wayne, NE

**4 year college/university – 20 of 36 – 29%**

4 of 36 – UN-L

2 of 36 – UN-O

11 of 36 – Wayne State College

1 of 36 – Briar Cliff University, Sioux City, IA

1 of 36 – University of Minnesota, Twin Cities, MN

1 of 36 – University of Texas, Arlington, TX

**2 year community college – 11 of 36 – 35.5%**

10 of 36 – Northeast Community College

1 of 36 – Western Iowa Tech Community College, Sioux City, IA

**Work force – 5 of 36 – 26%**

8 of 36 – work force

## Superintendent's Report

June 12, 2018

1. **Goal #1:** Wakefield Community School will provide students an education that develops relationships utilizing a relevant curriculum that infuses technology providing 21<sup>st</sup> Century learning for all students. (Curriculum, Americanism & Technology)
  - a. The administrators are developing our summer retreat to discuss our instructional model and school culture. This summer meeting will replace our data retreat. Our team agrees that both schools are doing a good job on data analysis. This topics fit into our AdvancED goals and following our summer leadership training with Dr. Phil Warrick that we need to focus our attention on these topics. We are inviting the teachers to a day long retreat, either in July or early August to work on these important building and district aspects.
  
2. **Goal #2:** Wakefield Community School will make an efficient use of all resources. (Business & Finance)
  - a. The budget for June reflects that the district is 10.22% under budget for the year. Local General Fund tax receipts in May was \$1,487,397 and expenditures of \$596,397. This month the budget reflects 33.80% is unencumbered compared to 30.41% unencumbered the previous year. Fund balances as of June 1, 2018 are: General Fund \$1,712,271; Lunch Fund \$155,402; Bond Fund \$38,709; Depreciation Fund \$627,823; Employee Benefit Fund \$25,667; Special Building Fund \$649,554; Qualified Capital Purchase Undertaking Fund (QCPUF) \$135,532 and Interim Fund is \$4,628. Total unencumbered funds all funds is \$3,353,657.
  - b. Environmental Energy Consultants performed our three year asbestos re-inspection. Mr. Gary Collins performed the inspection and found that no changes had occurred since the prior inspection. Asbestos tiles in classrooms were found to be in good condition. The energy conservation project resulted in changes to pipe joint materials in the boiler room. The inspection revealed no exposed joint asbestos found in the boiler room. He noted that no additional asbestos abatement had occurred during the last three years. The report stated our facilities were in good condition and no asbestos exposure was evident.

- 3. Goal #3:** Wakefield Community School will facilitate communication with staff, parents, patrons, and students (Public and Personnel Relations)
- a. We are preparing two classrooms for Humpty Dumpty Daycare to use this summer. Visiting with Zack Dolen, DHHS must come and inspect the classroom prior to the students using the classrooms this summer. We are both waiting on an inspection date from DHHS.

**4. Miscellaneous**

- a. Summer maintenance repairs continue at both the elementary and high school level. Rex has completed all the ceiling tile replacements. Kristi completed the painting of the business classroom and school psychologist office. She is currently working in the library repainting the west wall. Classroom cleaning continues in both buildings with carpet cleaning in the high school classrooms are finished. The custodial crew is working on more elementary classrooms (Haisch). Rooms being used for migrant summer school will be cleaned once summer school is concluded at the end of June. Rex has replaced the lighting in Mrs. Vander Weil with long lasting LED bulbs.
- b. A week ago, I sent letters out to the three county attorneys regarding disciplinary policy. Deputy Co. Attorney Erick Knutson responded back with a line item addition to our student handbook stating that “in addition to school consequences, law enforcement will be contacted if a student commits a crime.” I have not heard from the Dixon County Attorney or Thurston County Attorney.

Employee PR ID	Employee Name	Leave Type	Date	Explanation	Used
BEJOTMA	Mark D Bejot	Bereavement	10/26/2017		8
BEJOTMA	Mark D Bejot	Professional	7/26/2017	Administrator Days	8
BEJOTMA	Mark D Bejot	Professional	7/27/2017	Administrator Days	8
BEJOTMA	Mark D Bejot	Professional	10/1/2017	CTE ReVision Mtg	4
BEJOTMA	Mark D Bejot	Professional	11/16/2017	NASB State Conv	8
BEJOTMA	Mark D Bejot	Professional	11/17/2017	NASB State Conv	8
BEJOTMA	Mark D Bejot	Professional	2/14/2018	Supt Mtg	4
BEJOTMA	Mark D Bejot	Professional	2/19/2018	Legislative Forum	8
BEJOTMA	Mark D Bejot	Professional	4/11/2018	Supt Mtg at ESU	4
BEJOTMA	Mark D Bejot	Professional	9/26/2017	ReVision Wkshp	8
BEJOTMA	Mark D Bejot	Professional	4/23/2018	NSAA Mtg	3
BEJOTMA	Mark D Bejot	Professional	4/25/2018	Region 3 NASA	4
BEJOTMA	Mark D Bejot	SICK	7/14/2017		8
BEJOTMA	Mark D Bejot	SICK	7/19/2017		8
BEJOTMA	Mark D Bejot	SICK	7/28/2017		4
BEJOTMA	Mark D Bejot	SICK	8/1/2017		5
BEJOTMA	Mark D Bejot	SICK	8/8/2017		4
BEJOTMA	Mark D Bejot	SICK	8/21/2017		2
BEJOTMA	Mark D Bejot	SICK	8/30/2017		8
BEJOTMA	Mark D Bejot	SICK	9/1/2017		4
BEJOTMA	Mark D Bejot	SICK	9/12/2017		8
BEJOTMA	Mark D Bejot	SICK	9/13/2017		8
BEJOTMA	Mark D Bejot	SICK	9/14/2017		8
BEJOTMA	Mark D Bejot	SICK	9/15/2017		8
BEJOTMA	Mark D Bejot	SICK	9/27/2017		2
BEJOTMA	Mark D Bejot	SICK	10/1/2017		2
BEJOTMA	Mark D Bejot	SICK	10/3/2017		3
BEJOTMA	Mark D Bejot	SICK	10/4/2017		8
BEJOTMA	Mark D Bejot	SICK	10/5/2017		8
BEJOTMA	Mark D Bejot	SICK	10/9/2017		8
BEJOTMA	Mark D Bejot	SICK	10/10/2017		8
BEJOTMA	Mark D Bejot	SICK	10/11/2017		8
BEJOTMA	Mark D Bejot	SICK	10/17/2017		2
BEJOTMA	Mark D Bejot	SICK	10/19/2017		3
BEJOTMA	Mark D Bejot	SICK	10/24/2017		2
BEJOTMA	Mark D Bejot	SICK	10/25/2017		8
BEJOTMA	Mark D Bejot	SICK	10/27/2017		8
BEJOTMA	Mark D Bejot	SICK	10/30/2017		8
BEJOTMA	Mark D Bejot	SICK	12/20/2017		4
BEJOTMA	Mark D Bejot	SICK	1/26/2018		4
BEJOTMA	Mark D Bejot	SICK	2/6/2018		2
BEJOTMA	Mark D Bejot	SICK	2/12/2018		2
BEJOTMA	Mark D Bejot	SICK	4/23/2018		3
BEJOTMA	Mark D Bejot	Vacation	10/1/2017	Funeral Arrangements	8
BEJOTMA	Mark D Bejot	Vacation	12/15/2017	Graduation	8
BEJOTMA	Mark D Bejot	Vacation	12/27/2017	Christmas	8
BEJOTMA	Mark D Bejot	Vacation	12/28/2017	Christmas	8
BEJOTMA	Mark D Bejot	Professional	4/4 - 6/2018	FFA State Convention	24
BEJOTMA	Mark D Bejot	Professional	4/6/2018	ReVision Wkshp	8
BEJOTMA	Mark D Bejot	Professional	4/11/2018	ESU#1 Supt's Meeting	4
BEJOTMA	Mark D Bejot	Vacation	6/1/2018		8
BEJOTMA	Mark D Bejot	Vacation	6/4/2018		8
BEJOTMA	Mark D Bejot	Professional	6/5/2018	Leadership Training	8
BEJOTMA	Mark D Bejot	Professional	6/6/2018	Leadership Training	8

**Civil** 0.00  
**Bereavement** 8.00

<b>Professional</b>	119.00
<b>SICK</b>	168.00
<b>Vacation</b>	84.00
<b>Total Units</b>	<u>379.00</u>

**Wakefield Community School  
Board of Education Regular Meeting  
Tuesday, May 15, 2018 7:00 PM**

The Board of Education Regular Meeting convened in open and public session on Tuesday, May 15, 2018 at 7:00 PM in the High School Computer Lab at 802 Highland Street Wakefield, NE 68784.

President Borg informed the group of the Open Meetings Act posted in the room and accessible to all members of the public as required by law. All board members had received notice of the meeting and the meeting notice had been published/posted in a timely manner prior to the meeting date.

**ATTENDANCE TAKEN AT 7:00 PM:**

Present Board Members: Karen Borg, Bree Brown, Arianne Conley, Ben Donner, Shannon Johnson, Mark Victor.  
Present: 6, Absent: 0

Also in attendance: Superintendent Bejot, Secondary Principal Heitz, Elementary Principal Wulf, Recording Secretary Gothier.

**APPROVAL OF AGENDA**

Motion to approve the agenda passed with a motion by Donner and a second by Conley.

Yea: Borg, Brown, Conley, Donner, Johnson, Victor

Nay: None

Yea: 6, Nay: 0

**AWARDS AND SPECIAL RECOGNITION**

- The Booster Club Athletic Banquet was May 8. The major award winners were:
  - Dan Gardner Academic/Athletic Award: Ben Chanse
  - LeAnn Hale Award: Rachel Brudigam
  - W Club Award: Andrea Lopez
  - Moller Award: Ben Chase
  - Ryan Otte Award: Ben Chase
  - Kober Award: Julio Sanchez
  - Athletes of the Year: Jessica Borg and Julio Sanchez
- District Track was May 10 at Ponca. 8 boys qualified for State Track:
  - Shot Put: Israel Gardea
  - Triple Jump: Solomon Peitz
  - 100 M Dash and 200 M Dash: Esgar Godinez
  - 4 X 800 M Relay: Gabe Pietz, Solomon Peitz, Jack Heitz, Sam Heitz
  - 4 X 400 M Relay: Jack Heitz, Ben Chase, Justin Erb, Esgar Godinez
- Zoe Conley and Payton Rusk placed 35th out of 125 in Duet at National Speech in Denver.
- Wakefield FCCLA Chapter earned a Silver Chapter Award at State for their overall program performance in 2017-18.

**RECOGNITION OF VISITORS/COMMUNICATION FROM THE PUBLIC REPORTS**

- President Borg shared a thank you from the family of Rollie Victor.
- Sarah Ekberg shared with the board the desire to consider girls softball.

**REPORTS**

**ELEMENTARY PRINCIPAL REPORT**

- Elementary Track and Field Day will be May 16.
- The Main Street Mile will be May 18 beginning at 8:30 followed by our annual awards ceremony.
- The science revision committee has been working diligently to select new textbook series.
- Projected 2018-19 Enrollment

<b>Grade Level</b>	<b>Projection</b>	<b>Grade Level</b>	<b>Projection</b>
3 year old PK	37-40	3rd Grade	35
4 year old PK	40	4th Grade	34
Kindergarten	40	5th Grade	39
1st Grade	35	6th Grade	28
2nd Grade	42	<b>Total</b>	<b>330-333</b>

## **SECONDARY PRINCIPAL REPORT**

- The science teachers and administrators presented the new science curriculum/standards to the curriculum committee on April 30.
- All State Testing (NSCAS and ACT) is finished for the year.
- 7th and 8th grade orientation both took place on April 30.
- Honors Convocation took place during the school day on May 9.
- Graduation is Sunday, May 20 at 2:30. 38 seniors (including 2 exchange students) are set to graduate.

## **SUPERINTENDENT REPORT**

- NDE announced the next curriculum revision will be social studies next year.
- Wakefield vocational department developed and submitted a reVision Action Plan. Having a reVision plan into NDE is a requirement for reVision grant applications, which we will be able to apply for the upcoming three year. The reVision process goal is to design high quality college and career ready students capable of being competitive for N3 careers.
- Wakefield Elementary applied for the state Fresh Fruits and Vegetables grant for next year. The grant is open to schools with 50% or greater free and reduced lunch count. Wakefield is at 57% district wide this year.
- The Gardner Foundation has awarded \$12,700 for the purchase of a computerized plasma cutter for the ITE program.

## **BOARD COMMITTEE REPORTS BOARD POLICY**

### **BUILDING, SITES & TRANSPORTATION**

- The committee met on May 10th to examine preliminary site plans, floor plans and preliminary costs of construction of a transportation and wrestling facility. The preliminary cost estimate came in at \$1,360,000. The committee recommends a revised estimate of just the transportation facility.
- The team also reviewed a roof management assessment conducted by Garland Corporation.
- Rattlesnake Creek Wind Energy Project information was presented to the committee. A map of the planned construction was presented in the Wakefield School District. Project manager wants to remind bus drivers and patrons of the dangers of the high volume traffic county roads will experience.
- Summer projects were reviewed by the committee.

### **CURRICULUM, AMERICANISM & TECHNOLOGY**

The committee met to review revisions to the elementary and high school science curriculum. The teachers and principals have aligned the curriculum and examined changes to the science curriculum. Teachers report the increase in the amount of hands-on-exploratory activities which incorporate higher thinking activities.

### **PUBLIC & PERSONNEL RELATIONS**

The committee met prior to tonight's meeting to review Classified Staff salaries.

### **DISCUSSION AND ACTION ITEMS**

#### **CONSENT AGENDA**

Motion to approve the Consent Agenda passed with a motion by Brown and a second by Donner.

Yea: Borg, Brown, Conley, Donner, Johnson, Victor

Nay: None

Yea: 6, Nay: 0

Bills were reviewed by the Finance Committee and approved as follow: General: \$395,633.38; Employee Benefit: \$98.00; Lunch: \$31,135.37; Payroll: \$204,416.29; Activities: \$18,392.07.

#### **DISCUSS AND APPROVE THE HIRING OF CERTIFICATED INSTRUCTORS FOR 2018-19 ACADEMIC YEAR.**

The high school committee is recommending the hiring of Mr. Ryan Dougherty for the business education position at WHS. Ryan graduated this May from Wayne State College in Business and Technical Education. He is also endorsed in Work Based Learning and possesses a coaching endorsement. He is also endorsed in coaching and has been coaching baseball at Mapleton, IA. Ryan played football at WSC. He is looking to coach at Wakefield.

The elementary interview committee is recommending Ms. Brittne Abler for our third grade certificated instructor next year. Brittne comes to us having worked for Elkhorn Public Schools for six years as first grade instructor. Brittne completed her undergraduate education at Wayne State College in Elementary Education in May 2012. She completed her Master of Education in Curriculum & Instruction at Doane College in June 2016.

Motion to approve the hiring of Ryan Dougherty as the business education instructor and Brittne Abler as the 3rd grade teacher for 2018-19 academic year passed with a motion by Brown and a second by Johnson.

Yea: Borg, Brown, Conley, Donner, Johnson, Victor

Nay: None

Yea: 6, Nay: 0

**DISCUSS AND TAKE APPROPRIATE ACTION ON A COOPERATIVE ATHLETICS AGREEMENT/RESOLUTION WITH ALLEN CONSOLIDATED SCHOOLS IN THE AREAS OF BOYS AND GIRLS JUNIOR HIGH FOOTBALL, JUNIOR HIGH VOLLEYBALL, JUNIOR HIGH BASKETBALL, HIGH SCHOOL BOYS GOLF, HIGH SCHOOL VOLLEYBALL AND HIGH SCHOOL GIRLS BASKETBALL FOR THE UPCOMING 2018-2020 ATHLETIC SEASONS.**

The board special committees met on March 15, 2018 to discuss a possible cooperative athletic agreement for the upcoming school year. Allen Consolidated Schools recognizes that the benefits of an athletic agreement is not as significant to Wakefield as it is to Allen. Simply stated the census of Allen students is declining and will continue to decline. Although Allen could continue to support girls teams another year, they desire to be proactive and not wait to the last moment to cooperate with Wakefield. Allen Consolidated Schools desires to commit to a longer term relationship with Wakefield. The Allen committee stated that their positive relationship with Wakefield is a major consideration for cooperating with Wakefield. The longer term relationship represents real opportunities for cooperating in academic, extra-curricular activities and student social skills development.

Motion to approve entering into a NSAA two year cooperative athletic resolution/agreement with Allen Consolidated Schools in the areas of boys and girls junior high football, junior high volleyball, junior high basketball, high school boys golf, high school volleyball and high school girls basketball for the upcoming 2018-2020 athletic seasons passed with a motion by Brown and a second by Donner.

Yea: Borg, Brown, Conley, Donner, Johnson, Victor

Nay: None

Yea: 6, Nay: 0

Motion to purchase 50 volleyball and up to 35 girls basketball uniforms and split the cost between both districts passed with a motion by Brown and a second by Donner.

Yea: Borg, Brown, Conley, Donner, Johnson, Victor

Nay: None

Yea: 6, Nay: 0

**DISCUSS AND TAKE APPROPRIATE ACTION TO APPROVE THE REVISED SCIENCE STANDARDS.**

Mr. Wulf and the elementary science curriculum team completed a standards alignment K - 6. The science standards has a total of thirteen out of the fifteen standard areas. Major Topic Standards are being integrated into each grade level. The standards have greater inquiry and hands-on activities reflecting increased rigor by grade level. Grades 7 - 8 standards reflect an integration of life science, earth science, physical science and earth & space science. Currently these topics are taught by grade level in grades 6 - 8. Constructing, evaluating and analyzing data and information is emphasized in the new state standards, resulting in significant increases in rigor of student learning expectations. High school curriculum standards are course specific. The current materials still address the newly revised standards. The high school revised standards are based on course topics such as Physical Science, Life Sciences Earth and Space Sciences. These standards reflect increased investigations, gathering of data, analyzing science truths and communicating constructs that others can understand. These higher order thinking and exploratory science activities reflect increased rigor.

Motion to approve the revised science standards passed with a motion by Conley and a second by Johnson.

Yea: Borg, Brown, Conley, Donner, Johnson, Victor

Nay: None

Yea: 6, Nay: 0

**DISCUSS AND TAKE APPROPRIATE ACTION TO PURCHASE DISTRICT ANTIVIRUS PROTECTION.**

Wakefield Community School has utilized "Sophos" with success over the past three year and our subscription needs renewal.

Motion to purchase a three year subscription to Sophos antivirus protection for \$5,485.20 passed with a motion by Donner and a second by Conley.

Yea: Borg, Brown, Conley, Donner, Johnson, Victor

Nay: None

Yea: 6, Nay: 0

**DISCUSS AND TAKE APPROPRIATE ACTION TO PURCHASE MACBOOK AIRS AND IPAD WI-FI 32 GB.**

Last year the district purchased one-half of the Apple MacBook Air for teachers and purchased all the PC laptops. The second half of the apple MacBook Air totals 16 units. The total cost of the MacBooks is \$16,484. The second technology purchase involves upgrading the 7 - 8th grade iPad units which was postponed last year. The bid is for 80 iPads at a cost of \$23,520. The funding of this purchase will be from REAP funding.

Motion to purchase 16 MacBooks and table purchasing 80 iPads for further information passed with a motion by Brown and a second by Conley.

Yea: Borg, Brown, Conley, Donner, Johnson, Victor

Nay: None

Yea: 6, Nay: 0

**DISCUSS AND TAKE APPROPRIATE ACTION ON SUMMER WORK PROJECT ACTIVITIES.**

The plan contains Board level 1 activities including: updating the physical science classroom, track resurfacing, upgrading kindergarten restroom, and carpet replacements. The work list also includes updating the ceiling tile in several high school classroom.

Motion to approve the 2018 summer work projects passed with a motion by Brown and a second by Conley.

Yea: Borg, Brown, Conley, Donner, Johnson, Victor

Nay: None

Yea: 6, Nay: 0

**DISCUSS AND TAKE APPROPRIATE ACTION ON CLASSIFIED SALARIES FOR THE 2018-19 SCHOOL YEAR.**

Each year the administrators conduct an evaluation of all classified staff. Our procedure is collaborative in nature in that teachers provide the initial evaluation of our para-educators and then jointly complete the evaluation by their building administrator. Examining the staff evaluations the administrators are very pleased with this year's performance of the classified staff.

Motion to approve the recommended classified salaries for 2018-19 passed with a motion by Brown and a second by Victor.

Yea: Borg, Brown, Conley, Donner, Johnson, Victor

Nay: None

Yea: 6, Nay: 0

**UPCOMING DATES AND TIMES**

Meeting with Allen cooperative committee - May 29, 2018 at 5:30

Next regular board meeting will be Tuesday, June 12, 2018 at 7:00pm

Meet and Greet - August 15 at 5:00pm

**ADJOURNMENT**

Motion to adjourn the meeting at 9:22pm passed with a motion by Donner and a second by Brown.

Yea: Borg, Brown, Conley, Donner, Johnson, Victor

Nay: None

Yea: 6, Nay: 0

# Check Register

Direct

Dep. Invoice	Check Number	Check Date	Vendor ID	Vendor Name	Amount
Invoice	Invoice Date	PO Number	PO Date	Description	

**Checks Printed**

**01 - GENERAL FUND**

Bank Account :A - Iowa-Nebraska State Bank

00049433	06/07/2018	ANYTIME		Anytime Lock & Key, LLC	
303635	05/22/2018		06/05/2018	Door knobs/keys	901.00
<b>Check Total</b>					<b>901.00</b>
00049434	06/07/2018	APPEARA		Appearra	
0314327	05/03/2018		06/05/2018	Mops, Towels & Uniforms	62.67
0314334	05/03/2018		06/05/2018	BB Towels & Uniforms	29.20
0316522	05/10/2018		06/05/2018	Mops, Towels & Uniforms	62.67
0316531	05/10/2018		06/05/2018	BB Towels & Uniforms	34.26
0318751	05/17/2018		06/05/2018	Mops, Towels & Uniforms	62.67
0318759	05/17/2018		06/05/2018	BB Towels & Uniforms	29.20
0320892	05/24/2018		06/05/2018	Mops, Towels & Uniforms	62.67
0320902	05/24/2018		06/05/2018	BB Towels & Uniforms	29.20
0323016	05/31/2018		06/05/2018	Mops, Towels & Uniforms	71.91
0323022	05/31/2018		06/05/2018	BB Towels & Uniforms	29.20
<b>Check Total</b>					<b>473.65</b>
00049435	06/07/2018	ARBORSCI		Arbor Scientific	
415695	05/02/2018		06/05/2018	Science Supplies	978.70
<b>Check Total</b>					<b>978.70</b>
00049436	06/07/2018	AXISPLUS		AxisPlus Benefits	
2CHCR.424	06/13/2018		06/13/2018	Jun 2018 Payroll	3,714.96
2MEDR.424	06/13/2018		06/13/2018	Jun 2018 Payroll	2,722.65
<b>Check Total</b>					<b>6,437.61</b>
00049437	06/07/2018	BLUECROS		Blue Cross and Blue Shield of NE	
2BCBR.424	06/13/2018		06/13/2018	Jun 2018 Payroll	2,354.75
2BCDENR.424	06/13/2018		06/13/2018	Jun 2018 Payroll	1,431.71
3BCBS.424	06/13/2018		06/13/2018	Jun 2018 Payroll	61,344.13
3DENT.424	06/13/2018		06/13/2018	Jun 2018 Payroll	1,524.36
Jun2018	06/05/2018		06/05/2018	A Sonder Hlth Ins Prm	933.41
<b>Check Total</b>					<b>67,588.36</b>
00049438	06/07/2018	CARHARTL		Carhart Lumber Company	
K16638/1	05/21/2018		06/05/2018	Ceiling Tile	3,186.00
<b>Check Total</b>					<b>3,186.00</b>
00049439	06/07/2018	CASCIO		Cascio Interstate Music	
9131132	05/10/2018		06/05/2018	Flute Corks	8.28
9132982	05/16/2018		06/05/2018	Hoop Bass Drum	67.68
<b>Check Total</b>					<b>75.96</b>
00049440	06/07/2018	CCSPRES		CCS Presentation Systems	
15577	05/18/2018		06/05/2018	Replacement Lamp	218.00

# Check Register

Direct

Dep.	Check Number	Check Date	Vendor ID	Vendor Name	Amount
Invoice	Invoice Date	PO Number	PO Date	Description	
<b>Check Total</b>					<b>218.00</b>
00049441	06/07/2018	CENTERP		CenterPoint Energy Services Retail LLC	
3201923-1	05/30/2018		06/05/2018	April Natural Gas - BHE195185	500.94
3201923-2	05/30/2018		06/05/2018	Apr Natural Gas - BHE231582	1,612.07
3201923-4	05/30/2018		06/05/2018	Apr Natural Gas - NGM829096	107.10
<b>Check Total</b>					<b>2,220.11</b>
00049442	06/07/2018	CENTLINB		CENTURYLINK Business Services	
1440485802	05/11/2018		06/05/2018	Internet Service	874.16
<b>Check Total</b>					<b>874.16</b>
00049443	06/07/2018	CHILPLUS		Childrens Plus, Inc.	
154652	05/23/2018		06/05/2018	Library Books	745.08
<b>Check Total</b>					<b>745.08</b>
00049444	06/07/2018	CITYWAKE		City of Wakefield	
May2018-367	06/01/2018		06/05/2018	May PF Utilities	38.24
May2018-449	06/01/2018		06/05/2018	May BB Utilities	190.58
May2018-588	06/01/2018		06/05/2018	May Utilites	6,041.44
<b>Check Total</b>					<b>6,270.26</b>
00049445	06/07/2018	CRESCENT		Crescent Electric Supply Company	
S505089045.001	05/24/2018		06/05/2018	Lightbulbs	553.98
<b>Check Total</b>					<b>553.98</b>
00049446	06/07/2018	CUBBY'S		Cubby's Inc.	
1010017	05/16/2018		06/05/2018	Fuel	38.01
1010499	05/17/2018		06/05/2018	COF - JD Acct	44.17
1010524	05/17/2018		06/05/2018	Mower Diesel	28.59
1012767	05/22/2018		06/05/2018	Fuel	39.59
1014142	05/01/2018		06/05/2018	Fuel	32.29
1014148	05/01/2018		06/05/2018	Fuel	38.60
1015388	05/28/2018		06/05/2018	Mower Diesel	34.94
1016354	05/07/2018		06/05/2018	Fuel	45.27
1016813	05/08/2018		06/05/2018	Mower Diesel	34.19
1018171	05/11/2018		06/05/2018	Bus Diesel	127.50
1019498	05/15/2018		06/05/2018	Fuel	36.35
1020033	05/21/2018		06/05/2018	DE Fuel	25.44
1020117	05/21/2018		06/05/2018	Fuel	42.01
1020310	05/22/2018		06/05/2018	DE Fuel	21.60
1020532	05/22/2018		06/05/2018	Fuel	44.71
1020894	05/24/2018		06/05/2018	DE Fuel	32.98
1024421	05/02/2018		06/05/2018	SPED Fuel	47.11
1026411	05/08/2018		06/05/2018	Fuel	41.04
1026961	05/10/2018		06/05/2018	Fuel	26.98
9074041	05/04/2018		06/05/2018	Bus Diesel	116.12
9074044	05/04/2018		06/05/2018	Bus Diesel	82.72

# Check Register

Direct

Dep.	Check Number	Check Date	Vendor ID	Vendor Name	Amount	
	Invoice	Invoice Date	PO Number	PO Date	Description	
	9074047	05/04/2018		06/05/2018	Bus Diesel	88.76
	9074107	05/09/2018		06/05/2018	Bus Diesel	130.90
	9074111	05/09/2018		06/05/2018	Bus Diesel	80.24
	9074113	05/09/2018		06/05/2018	Bus Diesel	108.45
	9074122	05/10/2018		06/05/2018	Bus Diesel	84.87
	9074132	05/11/2018		06/05/2018	Bus Diesel	63.27
	9074149	05/14/2018		06/05/2018	Bus Diesel	119.25
	9084682	05/01/2018		06/05/2018	Bus Diesel	62.39
	9084688	05/02/2018		06/05/2018	Bus Diesel	109.85
	9084712	05/03/2018		06/05/2018	Bus Diesel	142.86
	9084791	05/08/2018		06/05/2018	Bus Diesel	110.84
	9084886	05/16/2018		06/05/2018	Bus Diesel	153.02
	9084906	05/17/2018		06/05/2018	Bus Diesel	119.22
	9084912	05/17/2018		06/05/2018	Bus Diesel	144.97
					Check Total	2,499.10
00049450		06/07/2018	DIAMONDV		Diamond Vogel Paint Center	
	285347416	05/18/2018		06/05/2018	Door Frame Paint	74.38
					Check Total	74.38
00049451		06/07/2018	DISCSCHO		Discount School Supply	
	W31007600101	04/26/2018		06/05/2018	PK Supplies	277.36
	W31150740101	05/15/2018		06/05/2018	Section Locker	369.49
					Check Total	646.85
00049452		06/07/2018	DOLLGEN		Dollar General	
	1000738652	05/01/2018		06/05/2018	Elem Supplies	23.10
	1000739520	05/03/2018		06/05/2018	COF Supplies - LM Acct	28.85
	1000740612	05/07/2018		06/05/2018	Backpack Program Supplies	16.20
	1000742175	05/10/2018		06/05/2018	Board Supplies	15.00
	1000743934	05/16/2018		06/05/2018	Elem Supplies	30.90
					Check Total	114.05
00049453		06/07/2018	EGANSUPP		Egan Supply Co.	
	281871A	05/15/2018		06/05/2018	Supplies	79.89
	283590	05/31/2018		06/05/2018	Carpet Shampoo	128.44
					Check Total	208.33
00049454		06/07/2018	EKBERGAU		Ekberg Auto Parts, Inc.	
	388701	05/03/2018		06/05/2018	BB Supplies	57.15
	389351	05/15/2018		06/05/2018	Brake Pads	47.99
	389628	05/21/2018		06/05/2018	Brake Pads	42.49
	389687	05/22/2018		06/05/2018	Wiper Blades	5.99
	389730	05/22/2018		06/05/2018	BB Supplies	156.45
	389778	05/23/2018		06/05/2018	Brake Pads	88.99
	390069	05/29/2018		06/05/2018	Brake Cleaner	21.48
	390169	05/30/2018		06/05/2018	BB Supplies	31.10

# Check Register

Direct

Dep.	Check Number Invoice	Check Date Invoice Date	Vendor ID PO Number	Vendor Name PO Date Description	Amount
				Check Total	451.64
	00049455	06/07/2018	ENGATECH	Engaging Technologies LLC	
	0015371	05/09/2018		06/07/2018 MimoView Doc Camera - LJ	519.00
				Check Total	519.00
	00049456	06/07/2018	ERBAUTO	Erb Auto Glass	
	426181	04/26/2018		06/06/2018 Chip Repair	35.00
				Check Total	35.00
	00049457	06/07/2018	EXPLEARN	ExploreLearning	
	1952349	05/24/2018		06/05/2018 Reflex Teacher	1,610.00
				Check Total	1,610.00
	00049458	06/07/2018	FAREPHYS	Faith Regional Physician Services, LLC	
	53754 May18	06/01/2018		06/06/2018 DOT Physicals	276.00
				Check Total	276.00
	00049459	06/07/2018	FLINNSCI	Flinn Scientific Inc	
	2217821	05/22/2018		06/05/2018 Science Supplies	57.25
				Check Total	57.25
	00049460	06/07/2018	FOLLSCHS	Follett School Solutions, Inc	
	834322F	05/23/2018		06/05/2018 Library Books	402.76
				Check Total	402.76
	00049461	06/07/2018	GILLHAUL	Gill Hauling, Inc.	
	85X01603	05/31/2018		06/07/2018 Rolloff Service	312.46
	86101698	06/01/2018		06/05/2018 Garbage Service	192.50
				Check Total	504.96
	00049462	06/07/2018	H&CINDU	H & C Industries	
	3051	05/22/2018		06/05/2018 Vinyl Adhesive	80.13
				Check Total	80.13
	00049463	06/07/2018	INSTAWARD	Instrumentalist Awards LLC	
	1801	05/21/2018		06/05/2018 Sousa Pin & Certificate	14.50
				Check Total	14.50
	00049464	06/07/2018	KENSBAND	Ken's Band Instrument Repair	
	2018-00368	04/30/2018		06/05/2018 Tenor Sax Repair	79.00
				Check Total	79.00
	00049465	06/07/2018	KSBSCHO	KSB School Law, PC LLO	
	4748	06/04/2018		06/06/2018 Legal Advice	898.50
				Check Total	898.50
	00049466	06/07/2018	MADINATI	Madison National Life	

# Check Register

Direct

Dep.	Check Number	Check Date	Vendor ID	Vendor Name	Amount
Invoice	Invoice Date	PO Number	PO Date	Description	
	2SALP.424	06/13/2018		Jun 2018 Payroll	1,387.46
	2SUPP.424	06/13/2018		Jun 2018 Payroll	23.50
	3LIFE.424	06/13/2018		Jun 2018 Payroll	672.75
	Jun2018-1	06/05/2018		MM Life Ins Prm	7.00
	Jun2018-2	06/05/2018		DY Life Ins Prm	8.75
<b>Check Total</b>					<b>2,099.46</b>
00049467		06/07/2018	MATHESON	Matheson Tri-Gas Inc	
	17593868	05/17/2018		ITE Gases	318.92
	51317814	05/31/2018		ITE Gases	242.74
<b>Check Total</b>					<b>561.66</b>
00049468		06/07/2018	MENARDSSC	Menards - Sioux City	
	24515	05/18/2018		Supplies	258.43
<b>Check Total</b>					<b>258.43</b>
00049469		06/07/2018	MGTRUS	MG Trust Company	
	2403B.424	06/13/2018		Jun 2018 Payroll	1,150.00
	2403BROTH.424	06/13/2018		Jun 2018 Payroll	1,865.00
<b>Check Total</b>					<b>3,015.00</b>
00049470		06/07/2018	MILLBLDG	Miller Building Supply	
	6580	05/04/2018		ITE Supplies	9.99
	6620	05/07/2018		FCS Supplies	3.79
	6662	05/09/2018		Paintbrushes	4.76
	6709	05/11/2018		Supplies	2.28
	6714	05/11/2018		Raid	4.99
	6716	05/11/2018		ITE Supplies	15.46
	6813	05/17/2018		Softner Salt	56.90
	7076	05/31/2018		Paint Supplies	131.45
<b>Check Total</b>					<b>229.62</b>
00049471		06/07/2018	NEBRASK3	IA/NE State Bank	
	2FICA.424	06/13/2018		Jun 2018 Payroll	17,161.99
	2FICM.424	06/13/2018		Jun 2018 Payroll	4,013.69
	2USIT.424	06/13/2018		Jun 2018 Payroll	20,113.76
	3FICA.424	06/13/2018		Jun 2018 Payroll	17,161.99
	3FICM.424	06/13/2018		Jun 2018 Payroll	4,013.69
<b>Check Total</b>					<b>62,465.12</b>
00049472		06/07/2018	NEBRASK5	Nebraska Retirement System	
	2NTRT.424	06/13/2018		Jun 2018 Payroll	26,363.33
	3NTRT.424	06/13/2018		Jun 2018 Payroll	26,627.03
<b>Check Total</b>					<b>52,990.36</b>
00049473		06/07/2018	NECHISUP	Nebraska Child Support Payment Center	
	2CHSUP.424	06/13/2018		Jun 2018 Payroll	627.00

# Check Register

Direct

Dep.	Check Number	Check Date	Vendor ID	Vendor Name	Amount
Invoice	Invoice Date	PO Number	PO Date	Description	
				Check Total	627.00
00049474	06/07/2018	NENETIRE		Northeast Nebraska Tire & Trailer Sales	
6214	05/07/2018		06/05/2018	Tires	483.50
6260	05/11/2018		06/05/2018	Tires	938.00
				Check Total	1,421.50
00049475	06/07/2018	NEREV		Nebraska Department of Revenue	
2NEREV.424	06/13/2018		06/13/2018	Jun 2018 Payroll	350.00
				Check Total	350.00
00049476	06/07/2018	NEREVENUE		Nebraska Dept Of Revenue	
2NEIT.424	06/13/2018		06/13/2018	Jun 2018 Payroll	9,359.54
				Check Total	9,359.54
00049477	06/07/2018	NSAA		NSAA	
762	05/24/2018		06/05/2018	Track Eligibility List	150.00
				Check Total	150.00
00049478	06/07/2018	OMAHATRUC		Omaha Truck Center Inc.	
818010A	05/08/2018		06/06/2018	Repairs	37.53
				Check Total	37.53
00049479	06/07/2018	ONESOUR		One Source	
2218-20180531	05/31/2018		06/05/2018	Background Checks	55.00
				Check Total	55.00
00049480	06/07/2018	ORIENTAL		Oriental Trading Co.,	
690053252-01	05/16/2018		06/05/2018	PK Supplies	20.97
				Check Total	20.97
00049481	06/07/2018	ORKIN		Orkin Exterminating Inc	
170883224	05/25/2018		06/05/2018	Pest Control	117.53
				Check Total	117.53
00049482	06/07/2018	PACNSAVE		Pac N Save, Inc.	
4634	05/08/2018		06/05/2018	PK Supplies	17.53
9825	05/13/2018		06/05/2018	FCS Supplies	3.05
				Check Total	20.58
00049483	06/07/2018	PEARSONE		Pearson Education	
4025486541	05/03/2018		06/07/2018	Grade 1 Student Lesson Pkts	1,561.07
				Check Total	1,561.07
00049484	06/07/2018	PETROCHOIC		PetroChoice Holdings Inc	
11218270	05/17/2018		06/05/2018	Exhaust Fluid	41.95
				Check Total	41.95

# Check Register

Direct

Dep.	Check Number Invoice	Check Date Invoice Date	Vendor ID PO Number	Vendor Name PO Date Description	Amount
	00049485	06/07/2018	POPPLERS	Popplers Music Inc.	
	2155747	05/17/2018		06/07/2018 Vocal Music	106.78
				Check Total	106.78
	00049486	06/07/2018	PRECIDATA	Precision Data Products	
	10000509346	05/11/2018		06/05/2018 HP Battery	95.00
				Check Total	95.00
	00049487	06/07/2018	QUALITY	Quality Foods	
	4320	05/07/2018		06/05/2018 FCS Supplies	51.42
	6043	05/01/2018		06/05/2018 FCS Supplies	25.22
				Check Total	76.64
	00049488	06/07/2018	QUALITY1	Quality 1 Graphics & Signs	
	3959	05/21/2018		06/05/2018 Student Driver Signs	100.00
				Check Total	100.00
	00049489	06/07/2018	REALLYGO	Really Good Stuff, Inc	
	6410494	05/16/2018		06/05/2018 Rug - LS	423.35
				Check Total	423.35
	00049490	06/07/2018	RTI	Riverside Technologies Inc	
	0207472-IN	05/31/2018		06/05/2018 Copier Leases	1,357.88
				Check Total	1,357.88
	00049491	06/07/2018	SCHSPECL	School Specialty, Inc	
	308102983358	04/27/2018		06/05/2018 Classroom Supplies - JM	247.89
	308102995454	05/14/2018		06/05/2018 Classroom Supplies - CH	401.54
	308102998461	05/16/2018		06/05/2018 FCS Supplies	1,269.69
	308103002470	05/21/2018		06/05/2018 Classroom Supplies - LJ	146.37
				Check Total	2,065.49
	00049492	06/07/2018	SHOPCO	Shopko Store Operating Co., LLC	
	1026	05/02/2018		06/05/2018 COF Supplies - AR Acct	13.41
				Check Total	13.41
	00049493	06/07/2018	SOFTCHOI	Softchoice Corporation	
	4845229	05/30/2018		06/05/2018 Sophos Protection	5,485.20
				Check Total	5,485.20
	00049494	06/07/2018	STAPLES	Staples Credit Plan	
	2071448911	04/24/2018		06/05/2018 Shredder	280.77
	2072341121	04/25/2018		06/05/2018 Supplies - LC	57.94
	2072598481	04/25/2018		06/05/2018 Science Supplies - MV	22.90
	2073379861	04/26/2018		06/05/2018 Supplies - IB	12.89
	2073574621	04/26/2018		06/05/2018 Supplies - IB	44.15
	2073574671	04/26/2018		06/05/2018 Supplies - KR	139.33
	2073574821	04/26/2018		06/05/2018 Supplies - DN	86.70

# Check Register

Direct

Dep.	Check Number	Check Date	Vendor ID	Vendor Name	Amount
Invoice	Invoice Date	PO Number	PO Date	Description	
	2073843731	04/26/2018		Supplies - MV	19.19
	2074755181	04/27/2018		Supplies - IB	24.56
	2077021021	05/01/2018		Cardstock	29.98
	2084138881	05/09/2018		Clasp Envelopes	39.98
Check Total					758.39
00049495		06/07/2018	SUPERDUP	Super Duper Publications	
	2348631A	05/15/2018		COF Supplies - AR Acct	159.85
Check Total					159.85
00049496		06/07/2018	TROPDEPO	Trophy Depot	
	1739458	05/13/2018		Track Awards	134.25
Check Total					134.25
00049497		06/07/2018	USGAMES	US Games	
	902182748	04/30/2018		PE Supplies - JW	897.50
Check Total					897.50
00049498		06/07/2018	USPO	US Postmaster	
	Jun2018	06/05/2018		PO Box Renewal	208.00
Check Total					208.00
00049499		06/07/2018	VANDERVE	Dwight Vanderveen	
	Jun2018	04/25/2018		Bus Permit	7.50
Check Total					7.50
00049500		06/07/2018	VISA	VISA	
	049829	05/17/2018		Dollar Tree - PK Supplies	19.00
	05470385	05/13/2018		Cenex - Fuel	52.02
	1046372601	05/11/2018		Sams - Supplies - TH	128.86
	4575DJ	05/15/2018		OSMO - Storage - DJ	98.98
	4719VS	05/23/2018		Flipgrid Subscription - VS	130.00
	53914643	05/10/2018		Embassy Ste - Natl Speech	517.41
	648158	05/16/2018		Walmart - Storage - TD	78.26
	65728481	05/14/2018		COF Supplies - AR Acct	40.50
	756890	05/18/2018		Walmart - Nurse Supplies - AB	140.56
	9486651	05/11/2018		Amazon - Supplies - CH	140.59
	COFLM	05/15/2018		OSMO - COF Supplies - LM	565.99
	CS8141	05/22/2018		US Flag - NE Flag	82.90
	SchlHlthConf	06/03/2018		School Hlth Conf Reg - AB	235.00
	VCNPCHSYXZC	06/06/2018		SPED Law Conf - JW	210.00
Check Total					2,440.07
00049502		06/07/2018	VSP	Vision Service Plan	
	2VISR.424	06/13/2018		Jun 2018 Payroll	564.44
	Jun2018	06/05/2018		L Siebrandt Vision Ins	8.23
Check Total					572.67

# Check Register

Direct

Dep.	Check Number Invoice	Check Date Invoice Date	Vendor ID PO Number	Vendor Name Description	Amount
	00049503	06/07/2018	WALMART2	Walmart Community	
	017855	05/17/2018		PK Supplies	354.72
	813700416707	05/17/2018		PK Supplies	235.26
	813900543194	05/19/2018		SPED Supplies - DJ	111.68
				Check Total	701.66
	00049504	06/07/2018	WANATLINS	Washington National Insurance Co	
	2CAND.424	06/13/2018		Jun 2018 Payroll	267.50
	2LIFE.424	06/13/2018		Jun 2018 Payroll	35.49
				Check Total	302.99
	00049505	06/07/2018	WAYNEHER	Wayne Herald	
	WakeComm 5/18	05/31/2018		Para Ad/State Track	264.00
				Check Total	264.00
	00049506	06/07/2018	WCS-GEN	WCS-General Fund	
	2LCU.424	06/13/2018		Jun 2018 Payroll	61.00
	2SUMINR.424	06/13/2018		Jun 2018 Payroll	309.91
	2SUMRDV.424	06/13/2018		Jun 2018 Payroll	2.61
				Check Total	373.52
	00049507	06/07/2018	WCSINTER	Wakefield School-Interim	
	4487	05/08/2018		WA Pavilion - Field Trip	11.72
	4488	05/10/2018		DQ - 1B1S Certificates	36.00
	4489	05/10/2018		UNL Ext - Life on a Farm	39.00
	4491	05/17/2018		Wakefield \$ - Attendance Award	45.00
	May2018	05/22/2018		Pitney Bowes - Postage	400.00
				Check Total	531.72
	00049508	06/07/2018	WIESEDUC	Wieser Educational	
	84107	05/23/2018		COF Supplies - LM Acct	540.65
				Check Total	540.65
				<b>01 - GENERAL FUND Totals:</b>	<b>251,993.16</b>

ALL Data

# Check Register

Arranged by:  
Check Number

Direct

Dep.	Check Number	Check Date	Vendor ID	Vendor Name	Amount
Invoice	Invoice Date	PO Number	PO Date	Description	

**03 - EMPLOYEE BENEFIT FUND**

Bank Account :C - Nebraska State Bank

00001246	06/07/2018	AXISPLUS		AxisPlus Benefits	
May2018	06/01/2018		06/07/2018	May Participant Fee	98.00

Check Total	98.00
-------------	-------

<b>03 - EMPLOYEE BENEFIT FUND Totals:</b>	<b>98.00</b>
---	--------------

# Check Register

Direct

Dep.	Check Number	Check Date	Vendor ID	Vendor Name	Amount
	Invoice	Invoice Date	PO Number	PO Date	Description

**06 - LUNCH FUND**

Bank Account :F - Iowa-Nebraska State Bank

00004561		06/07/2018	APPEARA		Appearra	
	0314328	05/03/2018		06/05/2018	Aprons, Mops & Towels	36.72
	0316523	05/10/2018		06/05/2018	Aprons, Mops & Towels	32.46
	0318752	05/17/2018		06/05/2018	Aprons, Mops & Towels	41.29
					Check Total	110.47
00004562		06/07/2018	AXISPLUS		AxisPlus Benefits	
	2MEDR.424	06/13/2018		06/13/2018	Jun 2018 Payroll	125.00
					Check Total	125.00
00004563		06/07/2018	BLUECROS		Blue Cross and Blue Shield of NE	
	3BCBS.424	06/13/2018		06/13/2018	Jun 2018 Payroll	1,215.86
	3DENT.424	06/13/2018		06/13/2018	Jun 2018 Payroll	57.34
					Check Total	1,273.20
00004564		06/07/2018	BRAUFOOD		Braunger Foods	
	568397	05/02/2018		06/05/2018	Food	321.01
	569124	05/09/2018		06/05/2018	Food	281.00
	569124CR	05/09/2018		06/06/2018	Mispick	-67.59
					Check Total	534.42
00004565		06/07/2018	CENTERP		CenterPoint Energy Services Retail LLC	
	3201923-3	05/30/2018		06/05/2018	Apr Natural Gas - NGM811131	79.85
					Check Total	79.85
00004566		06/07/2018	CUBBY'S		Cubby's Inc.	
	1018223	05/11/2018		06/05/2018	JH Breakfast	75.96
					Check Total	75.96
00004567		06/07/2018	DOLLGEN		Dollar General	
	1000740363	05/07/2018		06/05/2018	Food	29.85
	100738103	04/30/2018		06/05/2018	Coffee Filters	4.20
					Check Total	34.05
00004568		06/07/2018	EARTHBAK		Earthgrains Baking Companies, Inc.	
	54164422536	05/04/2018		06/05/2018	Bread	97.30
	54164422607	05/08/2018		06/05/2018	Bread	102.86
	54164422730	05/15/2018		06/05/2018	Bread	121.36
					Check Total	321.52
00004569		06/07/2018	GREEFRUI		Greenberg Fruit Co.	
	622649	05/02/2018		06/05/2018	Fruit	919.79
					Check Total	919.79
00004570		06/07/2018	HILDAIR		Hiland Dairy	
	360454	05/03/2018		06/05/2018	Milk/Juice	391.74

# Check Register

Direct

Dep.	Check Number	Check Date	Vendor ID	Vendor Name	Amount
Invoice	Invoice Date	PO Number	PO Date	Description	
	360486	05/07/2018		Milk/Juice	594.93
	360521	05/10/2018		Milk/Juice	257.10
	360555	05/14/2018		Milk/Juice	574.90
	360567	05/15/2018		Milk/Juice	89.91
	360625	05/21/2018		Milk/Juice	-61.13
	360626	05/21/2018		Milk/Juice	162.00
				<b>Check Total</b>	<b>2,009.45</b>
00004571		06/07/2018	MADINATI	Madison National Life	
	2SALP.424	06/13/2018		Jun 2018 Payroll	12.56
	2SUPP.424	06/13/2018		Jun 2018 Payroll	4.20
	3LIFE.424	06/13/2018		Jun 2018 Payroll	29.25
				<b>Check Total</b>	<b>46.01</b>
00004572		06/07/2018	MGTRUS	MG Trust Company	
	2403B.424	06/13/2018		Jun 2018 Payroll	200.00
	2403BROTH.424	06/13/2018		Jun 2018 Payroll	100.00
				<b>Check Total</b>	<b>300.00</b>
00004573		06/07/2018	NEBRASK3	IA/NE State Bank	
	2FICA.424	06/13/2018		Jun 2018 Payroll	489.44
	2FICM.424	06/13/2018		Jun 2018 Payroll	114.46
	2USIT.424	06/13/2018		Jun 2018 Payroll	611.55
	3FICA.424	06/13/2018		Jun 2018 Payroll	489.44
	3FICM.424	06/13/2018		Jun 2018 Payroll	114.46
				<b>Check Total</b>	<b>1,819.35</b>
00004574		06/07/2018	NEBRASK5	Nebraska Retirement System	
	2NTRT.424	06/13/2018		Jun 2018 Payroll	740.66
	3NTRT.424	06/13/2018		Jun 2018 Payroll	748.06
				<b>Check Total</b>	<b>1,488.72</b>
00004575		06/07/2018	NEREVENUE	Nebraska Dept Of Revenue	
	2NEIT.424	06/13/2018		Jun 2018 Payroll	192.18
				<b>Check Total</b>	<b>192.18</b>
00004576		06/07/2018	PACNSAVE	Pac N Save, Inc.	
	6059	05/06/2018		Teacher Appreciation	98.84
				<b>Check Total</b>	<b>98.84</b>
00004577		06/07/2018	PEGLSYSC	Sysco Lincoln	
	161874826	05/04/2018		Food/Supplies	2,732.06
	161886407	05/11/2018		Food/Supplies	2,197.18
				<b>Check Total</b>	<b>4,929.24</b>
00004578		06/07/2018	VSP	Vision Service Plan	
	2VISR.424	06/13/2018		Jun 2018 Payroll	24.63

ALL Data

# Check Register

Arranged by:  
Check Number

Direct

Dep.	Check Number Invoice	Check Date Invoice Date	Vendor ID PO Number	Vendor Name PO Date	Description	Amount
					Check Total	24.63
00004579		06/07/2018	WCSINTER		Wakefield School-Interim	
	4490	05/10/2018		06/05/2018	Walmart - PK Field Trip	8.64
					Check Total	8.64
					<b>06 - LUNCH FUND Totals:</b>	<b>14,391.32</b>
					<b>Total of Checks Printed:</b>	<b>266,482.48</b>

ALL Data

# Check Register

Arranged by:  
Check Number

Direct

Dep.	Check Number	Check Date	Vendor ID	Vendor Name	Amount
Invoice	Invoice Date	PO Number	PO Date	Description	

## Deposits Printed

### 01 - GENERAL FUND

Bank Account :A - Iowa-Nebraska State Bank

DD	00004580	06/07/2018	HSANUER	State Nebraska Bank	
	3HSANUER.424	06/13/2018		06/13/2018 Jun 2018 Payroll	95.01

Check Total 95.01

DD	00004581	06/07/2018	HSASOND	State Nebraska Bank	
	3HSASOND.424	06/13/2018		06/13/2018 Jun 2018 Payroll	95.01

Check Total 95.01

**01 - GENERAL FUND Totals: 190.02**

**Total of Deposits Printed: 190.02**

# Check Register

Direct

Dep.	Check Number	Check Date	Vendor ID	Vendor Name	Amount
Invoice	Invoice Date	PO Number	PO Date	Description	

**Deposit Emails**

**01 - GENERAL FUND**

Bank Account :A - Iowa-Nebraska State Bank

E	00004582	06/07/2018	HSA-CARRSH	State Nebraska Bank	
	3HSASC.424	06/13/2018		06/13/2018 Jun 2018 Payroll	267.89
Check Total					267.89
E	00004583	06/07/2018	HSACARSLA	Iowa-Nebraska State Bank	
	3HSACARSLA.42	06/13/2018		06/13/2018 Jun 2018 Payroll	95.01
	4				
Check Total					95.01
E	00004584	06/07/2018	HSATSOD	State Nebraska Bank	
	3HSATSOD.424	06/13/2018		06/13/2018 Jun 2018 Payroll	95.01
Check Total					95.01
<b>01 - GENERAL FUND Totals:</b>					<b>457.91</b>
<b>Total of Deposit Emails:</b>					<b>457.91</b>
<b>Report Total:</b>					<b>267,130.41</b>

# Check Register

Direct

Dep.	Check Number	Check Date	Vendor ID	Vendor Name	Amount
Invoice	Invoice Date	PO Number	PO Date	Description	

**Checks Printed**

**01 - GENERAL FUND**

Bank Account :A - Iowa-Nebraska State Bank

00049509	06/12/2018	CENTLINB	CENTURYLINK Business Services		
402-287-2012-Jun 18	06/04/2018		Jun Phone Service		327.27
402-287-2943-Jun 18	06/04/2018		BB Phone Service		69.60
Check Total					396.87
00049510	06/12/2018	EGANSUPP	Egan Supply Co.		
284275	06/08/2018		Supplies		330.65
Check Total					330.65
00049511	06/12/2018	ENVIENER	Environmental Energy Consultants Inc.		
9955	06/01/2018		Asbestos Reinspection		475.00
Check Total					475.00
00049512	06/12/2018	HARDRIV	Hard Drive Outlet		
IN30944	06/06/2018		Printer Leases		414.87
Check Total					414.87
<b>01 - GENERAL FUND Totals:</b>					<b>1,617.39</b>
<b>Total of Checks Printed:</b>					<b>1,617.39</b>
<b>Report Total:</b>					<b>1,617.39</b>

ALL Data

# Cash Summary Report

Arranged by:  
Fund ID

Date Range: 05/01/2018 thru 05/31/2018

Fund	Beginning	Revenue	Expenditures	Other	Ending	Encumbrances	Payables	Unencumbered
<b>01</b>	<b>GENERAL FUND</b>							
	821,270.87	1,485,385.34	-594,384.80	0.00	1,712,271.41	0.00	0.00	1,712,271.41
<b>02</b>	<b>DEPRECIATION FUND</b>							
	627,258.45	564.70	0.00	0.00	627,823.15	0.00	0.00	627,823.15
<b>03</b>	<b>EMPLOYEE BENEFIT FUND</b>							
	25,759.71	5.46	-98.00	0.00	25,667.17	0.00	0.00	25,667.17
<b>06</b>	<b>LUNCH FUND</b>							
	148,223.54	43,618.91	-36,440.60	0.00	155,401.85	0.00	0.00	155,401.85
<b>07</b>	<b>BOND FUND</b>							
	38,697.81	10.92	0.00	0.00	38,708.73	0.00	0.00	38,708.73
<b>08</b>	<b>SPECIAL BUILDING FUND</b>							
	628,309.27	21,244.94	0.00	0.00	649,554.21	0.00	0.00	649,554.21
<b>09</b>	<b>QUALIFIED CAPITAL PURPOSE UNDE</b>							
	104,464.61	31,067.59	0.00	0.00	135,532.20	0.00	0.00	135,532.20
<b>10</b>	<b>COOPERATIVE FUND</b>							
	0.00	0.00	0.00	0.00	0.00	0.00	0.00	0.00
<b>11</b>	<b>INTERIM</b>							
	2,353.65	2,914.57	-640.36	0.00	4,627.86	0.00	0.00	4,627.86
<b>12</b>	<b>STUDENT FEE</b>							
	-1,489.35	5,560.00	0.00	0.00	4,070.65	0.00	0.00	4,070.65
<b>Report Totals:</b>	<b>2,394,848.56</b>	<b>1,590,372.43</b>	<b>-631,563.76</b>	<b>0.00</b>	<b>3,353,657.23</b>	<b>0.00</b>	<b>0.00</b>	<b>3,353,657.23</b>

# BUDGET REPORT

May 31, 2018

		Annual Budget	Monthly Expense	YTD	Budget Balance	Percent Remain
1100	General Ed	2,771,124.00	240,613.17	1,984,363.76	786,760.24	28.39%
1125	Flex Funding	32,541.00	2,136.83	19,058.74	13,482.26	41.43%
1150	LEP Plan	170,091.00	15,804.33	143,566.61	26,524.39	15.59%
1160	Poverty Plan	229,162.00	22,477.15	167,212.58	61,949.42	27.03%
1180	Technology	189,988.00	13,287.33	76,702.07	113,285.93	59.63%
1190	Pre-School	75,221.00	7,290.53	51,879.61	23,341.39	31.03%
1200/91	Special Education	1,027,807.00	106,622.60	606,862.46	420,944.54	40.96%
2100	Guid/Support Services	184,452.00	17,572.83	132,743.10	51,708.90	28.03%
2212/22	Staff Dev/Media Center	79,781.00	11,905.35	50,575.14	29,205.86	36.61%
2310	Board of Ed	48,375.00	2,152.02	27,897.54	20,477.46	42.33%
2320	Superintendent	168,916.00	13,416.73	116,691.00	52,225.00	30.92%
2330	District Legal Services	20,000.00	0.00	3,033.00	16,967.00	84.84%
2400	Principal	307,321.00	27,163.82	229,127.87	78,193.13	25.44%
2510	Business	123,162.00	12,557.53	89,177.17	33,984.83	27.59%
2600	Plant Oper/Maint	455,449.00	26,154.49	239,700.20	215,748.80	47.37%
2750/60	Transportation	257,990.00	13,670.25	115,976.90	142,013.10	55.05%
3135	High Ability Grant	7,757.00	642.97	5,711.64	2,045.36	26.37%
4200	Title I Part A	81,516.00	6,610.75	61,654.14	19,861.86	24.37%
4310	Title II Part A	10,901.00	(81.32)	2,781.45	8,119.55	74.48%
4400	ECSE/IDEA	102,979.00	53,173.50	157,533.00	(54,554.00)	-52.98%
4700	Perkins Grant	2,500.00	383.00	4,876.00	(2,376.00)	-95.04%
4925	Title III - Limited English	13,931.00	830.94	4,104.58	9,826.42	70.54%
4992	REAP Grant	28,000.00	0.00	8,687.84	19,312.16	68.97%
6000	Summer School	11,380.00	0.00	0.00	11,380.00	100.00%
8000	Transfers	95,000.00	0.00	0.00	95,000.00	100.00%

---

<b>TOTAL</b>	<b>6,495,344.00</b>	<b>594,384.80</b>	<b>4,299,916.40</b>	<b>2,195,427.60</b>	<b>33.80%</b>
--------------	---------------------	-------------------	---------------------	---------------------	---------------

---

---

<b>PREVIOUS YEAR</b>	<b>6,378,506.00</b>	<b>491,908.45</b>	<b>4,438,642.01</b>	<b>1,939,863.99</b>	<b>30.41%</b>
----------------------	---------------------	-------------------	---------------------	---------------------	---------------

---

**GENERAL FUND - #195103**  
**TREASURER'S REPORT AS OF MAY 31, 2018**

<b>BALANCE AS OF MAY 1, 2017</b>		<b>\$821,270.87</b>
<b>REVENUE</b>		
WCS-General - Limited Computer Use	61.00	
Various Summer Insurance Premium Reimb.	337.12	
L Siebrandt Health/Dental/Vision Ins Prm	708.46	
Student iPad Repairs	270.00	
Lost/Damaged Books	8.00	
CNA Textbook	40.00	
Student Recorders	171.50	
ITE Woods Projects	310.75	
Morrill Hall Field Trip Refund	5.00	
Sub Reimb	560.00	
Medicaid - NEMAC	3,291.06	
SON - SPED Reimb	50,537.00	
SON - State Aid	113,880.00	
Thurston County - Proceeds	85,182.21	
Dixon County - Proceeds	897,329.10	
Wayne County- Proceeds	333,290.89	
Bank - Interest	1,415.08	
<b>TOTAL REVENUE</b>		<b><u><u>\$1,487,397.17</u></u></b>
<b>EXPENSES</b>		
May Payables	391,980.34	
May Payroll	204,416.29	
<b>TOTAL EXPENDITURES</b>		<b><u><u>\$596,396.63</u></u></b>
<b>TOTAL</b>		<b><u><u>\$1,712,271.41</u></u></b>
 <b>GENERAL FUND AS OF MAY 31, 2018</b>		 <b>\$1,712,271.41</b>

# Current Cash Balance Report

ALL Data

Arranged by:

Date: 09/01/2017 thru 05/31/2018

Group ID and Activity Number

Activity Number and Name	Beginning Cash	Receipts	Disbursements	Adjustments	Cash Balance
<b>A ATHLETICS</b>					
100 FOOTBALL	727.36	290.00	245.17	0.00	772.19
105 JH FOOTBALL	0.00	0.00	0.00	0.00	0.00
110 VOLLEYBALL	3,387.93	9,197.00	7,671.41	0.00	4,913.52
115 JH VOLLEYBALL	0.00	0.00	0.00	0.00	0.00
120 GIRLS GOLF	0.00	0.00	0.00	0.00	0.00
125 BOYS BASKETBALL	2,772.97	11,865.50	8,931.94	0.00	5,706.53
130 GIRLS BASKETBALL	1,145.12	3,493.93	2,097.49	0.00	2,541.56
135 JH BOYS BASKETBALL	0.00	0.00	0.00	0.00	0.00
140 JH GIRLS BASKETBALL	0.00	0.00	0.00	0.00	0.00
145 TRACK	0.00	0.00	0.00	0.00	0.00
150 JH TRACK	0.00	0.00	0.00	0.00	0.00
160 NEW UNIFORMS	2,778.38	0.00	2,213.26	0.00	565.12
170 WRESTLING	1,893.89	2,331.00	2,378.23	0.00	1,846.66
175 GEN ATHLETICS	15,718.66	43,210.34	35,444.60	-355.93	23,128.47
180 JH WRESTLING	0.00	0.00	0.00	0.00	0.00
190 ACTIVITY PASSES	0.00	0.00	0.00	0.00	0.00
<b>A ATHLETICS Totals:</b>	<b>28,424.31</b>	<b>70,387.77</b>	<b>58,982.10</b>	<b>-355.93</b>	<b>39,474.05</b>
<b>B CLASSES</b>					
200 CLASS OF 2019 (11th Grade)	552.44	5,592.22	5,915.91	0.00	228.75
205 CLASS OF 2020 (10th Grade)	101.39	1,056.50	156.55	0.00	1,001.34
210 CLASS OF 2021 (9th Grade)	315.41	1,447.03	0.00	-979.20	783.24
211 CLASS OF 2022 (8th Grade)	211.31	232.15	0.00	0.00	443.46
212 CLASS OF 2023 (7th Grade)	0.00	0.00	0.00	0.00	0.00
215 CLASS OF 2024	0.00	0.00	0.00	0.00	0.00
236 CLASS OF 2018	0.00	0.00	0.00	0.00	0.00
<b>B CLASSES Totals:</b>	<b>1,180.55</b>	<b>8,327.90</b>	<b>6,072.46</b>	<b>-979.20</b>	<b>2,456.79</b>
<b>C ORGANIZATIONS</b>					
301 POWER DRIVE	1,140.74	0.00	117.87	0.00	1,022.87
302 FFA	205.42	0.00	0.00	0.00	205.42
303 SPEECH CLUB	3,203.10	4,138.00	2,766.59	554.95	5,129.46
305 DISTRICT 7 FCCLA	1,208.31	1,882.00	1,254.14	525.00	2,361.17
306 MUSIC BOOSTERS	0.00	0.00	0.00	0.00	0.00
310 NATIONAL HONOR SOCIETY	3,727.93	1,513.43	1,546.19	0.00	3,695.17
315 FBLA	63.50	7,742.58	6,253.58	0.00	1,552.50
320 ANNUAL	-4,164.21	6,742.30	856.26	0.00	1,721.83
325 TOTAD	577.22	0.00	0.00	0.00	577.22
330 FCCLA	2,269.50	6,248.31	5,562.92	-270.00	2,684.89
335 STUCO	1,317.66	438.82	513.24	0.00	1,243.24
340 SPEECH & DRAMA	-1,971.01	1,934.00	4,119.26	-554.95	-4,711.22
345 ONE ACT	-521.40	558.00	1,500.80	0.00	-1,464.20
346 ART CLUB	1,343.69	2,128.38	2,136.15	0.00	1,335.92
385 LIBRARY	1,436.26	1,570.31	1,570.31	0.00	1,436.26
395 HOMECOMING	-697.29	738.86	1,015.07	0.00	-973.50
501 HIGH SCHOOL SWING CHOIR	1,036.57	2,704.93	2,325.93	0.00	1,415.57
553 ELEMENTARY STUCO	743.01	150.25	357.62	0.00	535.64
<b>C ORGANIZATIONS Totals:</b>	<b>10,919.00</b>	<b>38,490.17</b>	<b>31,895.93</b>	<b>255.00</b>	<b>17,768.24</b>
<b>D CONCESSIONS</b>					
400 CONCESSIONS	0.00	17,978.51	19,255.21	1,276.70	0.00
<b>D CONCESSIONS Totals:</b>	<b>0.00</b>	<b>17,978.51</b>	<b>19,255.21</b>	<b>1,276.70</b>	<b>0.00</b>

# Current Cash Balance Report

ALL Data

Arranged by:

Date: 09/01/2017 thru 05/31/2018

Group ID and Activity Number

Activity Number and Name	Beginning Cash	Receipts	Disbursements	Adjustments	Cash Balance
<b>E MISC</b>					
350 SCHOLARSHIPS	0.00	0.00	0.00	0.00	0.00
502 YOUTH FOUNDATION	750.00	0.00	0.00	0.00	750.00
503 LOUNGE	2,166.49	815.40	519.30	0.00	2,462.59
505 CHECKING INTEREST	12,357.13	209.09	0.00	0.00	12,566.22
510 CD INTEREST	2,592.30	0.00	0.00	0.00	2,592.30
520 ELEMENTARY	6,647.72	1,845.35	4,242.19	0.00	4,250.88
540 POP FUND	9,529.72	1,495.64	2,285.32	0.00	8,740.04
550 STUDENT FEES	240.00	0.00	0.00	0.00	240.00
555 WAKEFIELD PLAYGROUND FUND	500.00	0.00	0.00	0.00	500.00
560 MEMORIALS	200.00	0.00	0.00	0.00	200.00
576 PE UNIFORMS	482.00	594.00	844.00	0.00	232.00
577 STATE TOURNAMENTS	1,376.34	745.50	3,830.34	-255.00	-1,963.50
<b>E MISC Totals:</b>	<b>36,841.70</b>	<b>5,704.98</b>	<b>11,721.15</b>	<b>-255.00</b>	<b>30,570.53</b>
<b>Z Inactive</b>					
155 BOYS GOLF	0.00	0.00	0.00	0.00	0.00
220 CLASS OF 2006	0.00	0.00	0.00	0.00	0.00
225 CLASS OF 2007	0.00	0.00	0.00	0.00	0.00
226 CLASS OF 2008	0.00	0.00	0.00	0.00	0.00
227 CLASS OF 2009	0.00	0.00	0.00	0.00	0.00
228 CLASS OF 2010	0.00	0.00	0.00	0.00	0.00
229 CLASS OF 2011	0.00	0.00	0.00	0.00	0.00
230 CLASS OF 2012	0.00	0.00	0.00	0.00	0.00
231 CLASS OF 2013	0.00	0.00	0.00	0.00	0.00
232 CLASS OF 2014	0.00	0.00	0.00	0.00	0.00
233 CLASS OF 2015	0.00	0.00	0.00	0.00	0.00
234 CLASS OF 2016	0.00	0.00	0.00	0.00	0.00
235 CLASS OF 2017	0.00	0.00	0.00	0.00	0.00
300 VOCAL/INSTRUMENTAL CONTESTS	0.00	0.00	0.00	0.00	0.00
355 ENTREPRENEURSHIP	0.00	0.00	0.00	0.00	0.00
360 CINCO DE MAYO	0.00	0.00	0.00	0.00	0.00
365 VICA	0.00	0.00	0.00	0.00	0.00
370 EMBROIDERY	0.00	0.00	0.00	0.00	0.00
390 STUDENT ASSISTANCE	500.00	500.00	0.00	0.00	1,000.00
405 CONSTRUCTION	0.00	0.00	0.00	0.00	0.00
551 5TH BUSINESS FAIR	0.00	0.00	0.00	0.00	0.00
552 TITLE I CARNIVAL	0.00	0.00	0.00	0.00	0.00
575 Wakefield VB	0.00	0.00	0.00	0.00	0.00
<b>Z Inactive Totals:</b>	<b>500.00</b>	<b>500.00</b>	<b>0.00</b>	<b>0.00</b>	<b>1,000.00</b>
<b>Report Totals:</b>	<b>77,865.56</b>	<b>141,389.33</b>	<b>127,926.85</b>	<b>-58.43</b>	<b>91,269.61</b>

SELECTED

## Receipt History Detail

Arranged by:  
Receipt Date

Receipt Date	Receipt Number	Deposit Slip Number	Received From	Receipt Description	Amount
05/01/2018	000000		Yearbook		50.00
05/01/2018	000000		Speech	Nationals	110.00
05/01/2018	000000		PE	Uniform	8.00
05/01/2018	000000		Ponca	Entry Fee	50.00
<b>Date Total for 05/01/2018:</b>					<b>218.00</b>
05/02/2018	000000		Laurel	Entry Fee	90.00
05/02/2018	000000		Speech	Donation	125.00
<b>Date Total for 05/02/2018:</b>					<b>215.00</b>
05/03/2018	000000		Ponca, Bloomfield, Osmond	Conference Golf	120.00
<b>Date Total for 05/03/2018:</b>					<b>120.00</b>
05/04/2018	000000		Speech	Nationals	300.00
<b>Date Total for 05/04/2018:</b>					<b>300.00</b>
05/07/2018	000000		Speech	Donations	463.00
<b>Date Total for 05/07/2018:</b>					<b>463.00</b>
05/08/2018	000000		Box Tops		170.00
05/08/2018	000000		US Foods		109.29
05/08/2018	000000		Speech	Nationals	50.00
<b>Date Total for 05/08/2018:</b>					<b>329.29</b>
05/09/2018	000000		Speech	Nationals	130.00
05/09/2018	000000		Athletic Boosters		1,032.00
05/09/2018	000000		One Act	TShirt Rusk	16.00
<b>Date Total for 05/09/2018:</b>					<b>1,178.00</b>
05/10/2018	000000		Speech	Nationals	145.00
05/10/2018	000000		Speech	Banquet	367.00
<b>Date Total for 05/10/2018:</b>					<b>512.00</b>
05/11/2018	000000		Elementary	Pop	231.15
05/11/2018	000000		Homer, Plainview	Conf Golf	80.00
<b>Date Total for 05/11/2018:</b>					<b>311.15</b>
05/14/2018	000000		NIETOC	Refund	25.00
05/14/2018	000000		University of Michigan		500.00
<b>Date Total for 05/14/2018:</b>					<b>525.00</b>
05/15/2018	000000		Pop	Lounge	241.95
<b>Date Total for 05/15/2018:</b>					<b>241.95</b>
05/16/2018			Creighton	Golf	40.00
<b>Date Total for 05/16/2018:</b>					<b>40.00</b>
05/17/2018	000000		FBLA	Ice Cream/Doner \$29 SLC	439.00
<b>Date Total for 05/17/2018:</b>					<b>439.00</b>
05/21/2018	000000		FBLA	SLC	350.00
05/21/2018	000000		Elem	Dance	84.25
<b>Date Total for 05/21/2018:</b>					<b>434.25</b>
05/22/2018	000000		Pop		424.65
<b>Date Total for 05/22/2018:</b>					<b>424.65</b>
05/24/2018	000000		Annual	Yearbook	125.00
<b>Date Total for 05/24/2018:</b>					<b>125.00</b>
05/29/2018	000000		Art Club	Concessions	226.50
<b>Date Total for 05/29/2018:</b>					<b>226.50</b>

SELECTED

## Receipt History Detail

Arranged by:  
Receipt Date

Receipt Date	Receipt Number	Deposit Slip Number	Received From	Receipt Description	Amount
05/31/2018	000000		Checking	Interest	24.15
<b>Date Total for 05/31/2018:</b>					<b>24.15</b>
<b>Report Total:</b>					<b>6,126.94</b>

# Check Summary Report

Date: 09/01/2017 thru 06/04/2018

Check Number	Status	Check / Void Date	Vendor Name	PO Number	Description	Amount
<b>04/09/2018</b>						
009458	V	05/04/2018	Lutheran High Northeast		Golf	0.00
<b>04/26/2018</b>						
009492	V	05/25/2018	Homer High School		JH Track	0.00
<b>05/03/2018</b>						
009503	C	05/03/2018	Hauff Mid-America Sports		Track	1,148.26
009504	C	05/03/2018	Pepsi-Cola of Siouxland		Pop	88.35
009505	C	05/03/2018	Randolph High School		NLC	225.00
009502	C	05/03/2018	Chartwells Dining Services		Speech	652.05
009506	C	05/03/2018	Scribner-Snyder		NLC	75.00
009507	C	05/03/2018	Fair Play Golf Course		District Practice	150.00
009508	C	05/03/2018	Logan View Public School		NLC	525.00
<b>05/03/2018 Total:</b>						<b>2,863.66</b>
<b>05/04/2018</b>						
009509	C	05/04/2018	VISA			808.91
009510	C	05/04/2018	VISA		Zoo Trip	92.00
<b>05/04/2018 Total:</b>						<b>900.91</b>
<b>05/10/2018</b>						
009515	C	05/10/2018	Riddell/All American		FB	4,308.53
009514	C	05/10/2018	Logan Valley Golf Course		Golf	240.00
009513	C	05/10/2018	JB Mart		Golf	48.00
009511	C	05/10/2018	Dollar General		NHS	29.25
009512	C	05/10/2018	Victoria Frahm		Show Choir	200.00
009516	C	05/10/2018	Wal-Mart Community			63.79
<b>05/10/2018 Total:</b>						<b>4,889.57</b>
<b>05/18/2018</b>						
009517	C	05/18/2018	Sara Miller		Retirement	50.00
009518	C	05/18/2018	Sara Miller		Retirement	10.00
<b>05/18/2018 Total:</b>						<b>60.00</b>
<b>05/22/2018</b>						
009520	O	05/22/2018	Ponca High School		District Track	40.00
009519	C	05/22/2018	Battle Creek High School		District Golf	50.00
009521	C	05/22/2018	Vels Bakery		Donuts	30.00
<b>05/22/2018 Total:</b>						<b>120.00</b>

SELECTED Data

# Check Summary Report

Arranged by:  
Check Date

Date: 09/01/2017 thru 06/04/2018

Check Number	Status	Check / Void Date	Vendor Name	PO Number	Description	Amount
<b>05/29/2018</b>						
009524	O	05/29/2018	Wal-Mart Community			42.20
009522	O	05/29/2018	Dramatic Publishing Co			15.15
009523	C	05/29/2018	VISA			2,622.67
<b>05/29/2018 Total:</b>						<b>2,680.02</b>
<b>05/30/2018</b>						
009525	O	05/30/2018	WSC Athletic Camps		Summer League	600.00
<b>Report Total:</b>						<b>12,114.16</b>

# Apple Inc. Education Price Quote

<b>Customer:</b>	Sarah Rusk WAKEFIELD COMMUNITY SCHOOL Phone: 14022872012 email: sarahrusk@wakefieldschools.org	<b>Apple Inc:</b>	Karen Dunlap 5505 W Parmer Lane Bldg 7 Austin, TX 78727-6524 Phone: +1-512-6746918 x 46918 email: kdunlap@apple.com
------------------	---	-------------------	--

**Apple Quote:** 2204758898

**Quote Date:** Friday, June 01, 2018

**Quote Valid Until:** Thursday, June 28, 2018

## Quote Comments:

Please reference Apple Quote number on your Purchase Order.

#	Product Description	Qty	Unit List Price	Discount per Unit	Unit Discounted Price	Extended Discounted Price
1	<b>MacBook Air 5-pack (13-inch/1.8GHz i5/8GB/256GB SSD storage/Intel HD Graphics 6000)</b> Part Number BMT22LL/A  <b>MacBook Air 5-pack (13-inch/1.8GHz i5/8GB/256GB SSD storage/Intel HD Graphics 6000)</b> Part Number: MQD72LL/A Quantity: 15.000	3	\$5,145.00	\$0.00	\$5,145.00	\$15,435.00
2	<b>MacBook Air 13-inch: 1.8GHz dual-core Intel Core i5, 256GB</b> Part Number MQD42LL/A <b>Configuration:</b> <ul style="list-style-type: none"> <li>065-C63L 1.8GHz Intel Dual-Core Core i5, Turbo Boost up to 2.9GHz</li> <li>065-C63N Intel HD Graphics 6000</li> <li>065-C63P 8GB 1600MHz LPDDR3 SDRAM</li> <li>065-C63W 256GB PCIe-based SSD</li> <li>065-C64K Backlit Keyboard (English) / User's Guide (English)</li> </ul>	1	\$1,049.00	\$0.00	\$1,049.00	\$1,049.00
3	<b>Logitech Rugged Combo 2 for iPad (5th and 6th generation) - Blue</b> Part Number HM6T2VC/A	80	\$99.95	\$73.95	\$26.00	\$2,080.00

4	<b>iPad Wi-Fi 32GB – Space Gray (10-pack) with 3-Year AppleCare+</b> Part Number BN4Z2LL/A	8	\$3,730.00	\$0.00	\$3,730.00	\$29,840.00
---	---	---	------------	--------	------------	-------------

**iPad Wi-Fi 32GB – Space Grey (10-pack)**

Part Number: MR8A2LL/A

Quantity: 80.000

**3-Year AppleCare+ for iPad / iPad mini**

Part Number: S6560LL/A

Quantity: 80.000

<b>Extended EDU List Price Total</b>	<b>\$54,320.00</b>
<b>Total Discount</b>	<b>\$5,916.00</b>
<b>Extended Discounted Price Subtotal</b>	<b>\$48,404.00</b>
- Additional Tax	\$0.00
- Estimated Tax	\$0.00
<b>Extended Discounted Total Price*</b>	<b>\$48,404.00</b>

\*In most cases Extended discounted Total price does not include Sales Tax

\*If applicable, eWaste/Recycling Fees are included. Standard shipping is complimentary

Complete your order by one of the following:

- This document has been created for you as Apple Quote ID . Please contact your institution's Authorized Purchaser to submit the above quote online at <https://ecommerce.apple.com>. Simply go to the Quote area of your Apple Education Online Store, click on it and convert to an order.
  - If you are the Authorized Purchaser and need to register for access to the Apple Education Online Store, go to <http://myaccess.apple.com>. For registration assistance, call 1.800.800.2775, option 4, option 1.
- If you are unable to submit your order online, please send a copy of this Quote with your Purchase Order via email to [institutionorders@apple.com](mailto:institutionorders@apple.com). **Be sure to reference the Apple Quote number on the PO to ensure expedited processing of your order.**
  - For more information, go to provision C below, for details.

THIS IS A QUOTE FOR THE SALE OF PRODUCTS OR SERVICES. YOUR USE OF THIS QUOTE IS SUBJECT TO THE FOLLOWING PROVISIONS WHICH CAN CHANGE ON SUBSEQUENT QUOTES:

- A. ANY ORDER THAT YOU PLACE IN RESPONSE TO THIS QUOTE WILL BE GOVERNED BY (1) ANY CONTRACT IN EFFECT BETWEEN APPLE INC. ("APPLE") AND YOU AT THE TIME YOU PLACE THE ORDER OR (2), IF YOU DO NOT HAVE A CONTRACT IN EFFECT WITH APPLE, CONTACT [contracts@apple.com](mailto:contracts@apple.com).
- B. ALL SALES ARE FINAL. PLEASE REVIEW RETURN POLICY BELOW IF YOU HAVE ANY QUESTIONS. IF YOU USE YOUR INSTITUTION'S PURCHASE ORDER FORM TO PLACE AN ORDER IN RESPONSE TO THIS QUOTE, APPLE REJECTS ANY TERMS SET OUT ON THE PURCHASE ORDER THAT ARE INCONSISTENT WITH OR IN ADDITION TO THE TERMS OF YOUR AGREEMENT WITH APPLE.
- C. YOUR ORDER MUST REFER SPECIFICALLY TO THIS QUOTE AND IS SUBJECT TO APPLE'S ACCEPTANCE. ALL FORMAL PURCHASE ORDERS SUBMITTED BY EMAIL MUST SHOW THE INFORMATION BELOW:
  - APPLE INC. AS THE VENDOR
  - BILL-TO NAME AND ADDRESS FOR YOUR APPLE ACCOUNT
  - PHYSICAL SHIP-TO NAME AND ADDRESS (NO PO BOXES)
  - PURCHASE ORDER NUMBER

- o VALID SIGNATURE OF AN AUTHORIZED PURCHASER
  - o APPLE PART NUMBER AND/OR DESCRIPTION OF PRODUCT AND QUANTITY
  - o TOTAL DOLLAR AMOUNT AUTHORIZED OR UNIT PRICE AND EXTENDED PRICE ON ALL LINE ITEMS
  - o CONTACT INFORMATION: NAME, PHONE NUMBER AND EMAIL
- D. UNLESS THIS QUOTE SPECIFIES OTHERWISE, IT REMAINS IN EFFECT UNTIL {QuoteExpirationDate} UNLESS APPLE WITHDRAWS IT BEFORE YOU PLACE AN ORDER, BY SENDING NOTICE OF ITS INTENTION TO WITHDRAW THE QUOTE TO YOUR ADDRESS SET OUT IN THE QUOTE.
- o APPLE MAY MODIFY OR CANCEL ANY PROVISION OF THIS QUOTE, OR CANCEL ANY ORDER YOU PLACE PURSUANT TO THIS QUOTE, IF IT CONTAINS A TYPOGRAPHIC OR OTHER ERROR.
- E. THE AMOUNT OF THE VOLUME PURCHASE PROGRAM (VPP) CREDIT SHOWN ON THIS QUOTE WILL ALWAYS BE AT UNIT LIST PRICE VALUE DURING REDEMPTION ON THE VPP STORE.
- F. UNLESS SPECIFIED ABOVE, APPLE'S STANDARD SHIPPING IS INCLUDED IN THE TOTAL PRICE.

Opportunity ID: 18000001215681  
<https://ecommerce.apple.com>

Fax:

[Terms & Use](#) | [Privacy Policy](#) | [Return Policy](#)  
Copyright © 2016 Apple Inc. All rights reserved.

Document rev 10.6.1

Date of last revision – June 20th, 2016

---

# Apple Inc. Education Price Quote

<b>Customer:</b>	Sarah Rusk WAKEFIELD COMMUNITY SCHOOL Phone: 14022872012 email: sarahrusk@wakefieldschools.org	<b>Apple Inc:</b>	Karen Dunlap 5505 W Parmer Lane Bldg 7 Austin, TX 78727-6524 Phone: +1-512-6746918 x 46918 email: kdunlap@apple.com
------------------	---	-------------------	--

**Apple Quote:** 2204758898

**Quote Date:** Friday, June 01, 2018

**Quote Valid Until:** Thursday, June 28, 2018

## Quote Comments:

Please reference Apple Quote number on your Purchase Order.

Row #	Details & Comments	Qty	Unit List Price	Extended List Price
1	<p><b>MacBook Air 5-pack (13-inch/1.8GHz i5/8GB/256GB SSD storage/Intel HD Graphics 6000)</b> Part Number: BMT22LL/A</p> <p><b>MacBook Air 5-pack (13-inch/1.8GHz i5/8GB/256GB SSD storage/Intel HD Graphics 6000)</b> Part Number: MQD72LL/A Quantity: 15.000</p>	3	\$5,145.00	\$15,435.00
2	<p><b>MacBook Air 13-inch: 1.8GHz dual-core Intel Core i5, 256GB</b> Part Number: MQD42LL/A</p> <p><b>Configuration:</b></p> <ul style="list-style-type: none"> <li>• 065-C63L 1.8GHz Intel Dual-Core Core i5, Turbo Boost up to 2.9GHz</li> <li>• 065-C63N Intel HD Graphics 6000</li> <li>• 065-C63P 8GB 1600MHz LPDDR3 SDRAM</li> <li>• 065-C63W 256GB PCIe-based SSD</li> <li>• 065-C64K Backlit Keyboard (English) / User's Guide (English)</li> </ul>	1	\$1,049.00	\$1,049.00
3	<p><b>iPad Wi-Fi 32GB - Space Gray (10-pack)</b> Part Number: BN3U2LL/A</p> <p><b>iPad Wi-Fi 32GB - Space Grey (10-pack)</b> Part Number: MR8A2LL/A Quantity: 80.000</p>	8	\$2,940.00	\$23,520.00

4	<b>Logitech Rugged Combo 2 for iPad (5th and 6th generation) - Blue</b> Part Number: HM6T2VC/A	80	\$99.95	\$7,996.00
---	---	----	---------	------------

**Edu List Price Total** **\$48,000.00**

- Additional Tax \$0.00

- Estimated Tax \$0.00

**Extended Total Price\*** **\$48,000.00**

\*In most cases Extended discounted Total price does not include Sales Tax

\*If applicable, eWaste/Recycling Fees are included. Standard shipping is complimentary

Complete your order by one of the following:

- This document has been created for you as Apple Quote ID 2204758898. Please contact your institution's Authorized Purchaser to submit the above quote online at <https://ecommerce.apple.com>. Simply go to the Quote area of your Apple Education Online Store, click on it and convert to an order.
  - If you are the Authorized Purchaser and need to register for access to the Apple Education Online Store, go to <http://myaccess.apple.com>. For registration assistance, call 1.800.800.2775, option 4, option 1.
- If you are unable to submit your order online, please send a copy of this Quote with your Purchase Order via email to [institutionorders@apple.com](mailto:institutionorders@apple.com). **Be sure to reference the Apple Quote number on the PO to ensure expedited processing of your order.**
  - For more information, go to provision C below, for details.

THIS IS A QUOTE FOR THE SALE OF PRODUCTS OR SERVICES. YOUR USE OF THIS QUOTE IS SUBJECT TO THE FOLLOWING PROVISIONS WHICH CAN CHANGE ON SUBSEQUENT QUOTES:

- A. ANY ORDER THAT YOU PLACE IN RESPONSE TO THIS QUOTE WILL BE GOVERNED BY (1) ANY CONTRACT IN EFFECT BETWEEN APPLE INC. ("APPLE") AND YOU AT THE TIME YOU PLACE THE ORDER OR (2), IF YOU DO NOT HAVE A CONTRACT IN EFFECT WITH APPLE, CONTACT [contracts@apple.com](mailto:contracts@apple.com).
- B. ALL SALES ARE FINAL. PLEASE REVIEW RETURN POLICY BELOW IF YOU HAVE ANY QUESTIONS. IF YOU USE YOUR INSTITUTION'S PURCHASE ORDER FORM TO PLACE AN ORDER IN RESPONSE TO THIS QUOTE, APPLE REJECTS ANY TERMS SET OUT ON THE PURCHASE ORDER THAT ARE INCONSISTENT WITH OR IN ADDITION TO THE TERMS OF YOUR AGREEMENT WITH APPLE.
- C. YOUR ORDER MUST REFER SPECIFICALLY TO THIS QUOTE AND IS SUBJECT TO APPLE'S ACCEPTANCE. ALL FORMAL PURCHASE ORDERS SUBMITTED BY EMAIL MUST SHOW THE INFORMATION BELOW:
  - APPLE INC. AS THE VENDOR
  - BILL-TO NAME AND ADDRESS FOR YOUR APPLE ACCOUNT
  - PHYSICAL SHIP-TO NAME AND ADDRESS (NO PO BOXES)
  - PURCHASE ORDER NUMBER
  - VALID SIGNATURE OF AN AUTHORIZED PURCHASER
  - APPLE PART NUMBER AND/OR DESCRIPTION OF PRODUCT AND QUANTITY
  - TOTAL DOLLAR AMOUNT AUTHORIZED OR UNIT PRICE AND EXTENDED PRICE ON ALL LINE ITEMS
  - CONTACT INFORMATION: NAME, PHONE NUMBER AND EMAIL
- D. UNLESS THIS QUOTE SPECIFIES OTHERWISE, IT REMAINS IN EFFECT UNTIL Thursday, June 28, 2018 UNLESS APPLE WITHDRAWS IT BEFORE YOU PLACE AN ORDER, BY SENDING NOTICE OF ITS INTENTION TO WITHDRAW THE QUOTE TO YOUR ADDRESS SET OUT IN THE QUOTE.
  - APPLE MAY MODIFY OR CANCEL ANY PROVISION OF THIS QUOTE, OR CANCEL ANY ORDER YOU PLACE PURSUANT TO THIS QUOTE, IF IT CONTAINS A TYPOGRAPHIC OR OTHER ERROR.
- E. THE AMOUNT OF THE VOLUME PURCHASE PROGRAM (VPP) CREDIT SHOWN ON THIS QUOTE WILL ALWAYS BE AT UNIT LIST PRICE VALUE DURING

REDEMPTION ON THE VPP STORE.

F. UNLESS SPECIFIED ABOVE, APPLE'S STANDARD SHIPPING IS INCLUDED IN THE TOTAL PRICE.

Opportunity ID: 18000001215681

<https://ecommerce.apple.com>

Fax:

[Terms & Use](#) | [Privacy Policy](#) | [Return Policy](#)  
Copyright © 2016 Apple Inc. All rights reserved.

Document rev 10.6.1

Date of last revision - June 20th, 2016

---



Mac

iPhone

Watch

iPad

Apple TV

Music

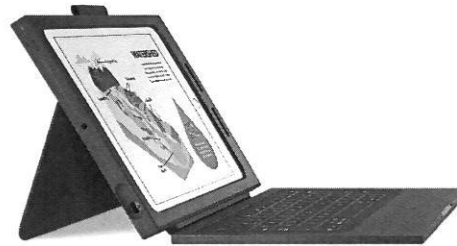
Accessories

Solutions &amp; Offerings

## Logitech Rugged Combo 2 for iPad (5th and 6th generation) - Blue

**Product Number :** HM6T2VC/A

Unlock the educational potential of iPad in K-12 classrooms with this updated rugged case and keyboard combo. The secure case protects iPad from bumps, scratches and drops up to 4 ft. An adjustable kickstand allows a wide range of viewing angles. The detachable keyboard has been redesigned to be keycap pry resistant and spill resistant. It connects to the Rugged case using a secure physical connection, transforming iPad into an approved device for student testing and exams. Designed in collaboration with educators, administrators and IT specialists the Rugged Combo 2 is tough enough to handle all K-12 grade levels.



**99.95 USD**

Quantity

**Estimated Shipping:**  
June

Add To Cart

### Highlights

- Rugged Combo 2 passes MIL STANDARD 810-G drop tests and protects iPad from drops up to 4 ft
- Four use modes: Typing, Viewing, Notebook and Travel
- Kickstand with 40 degrees of tilt for a wide range of iPad viewing angles
- Keycap pry resistant and spill resistant keyboard with keys protected by a durable Secure Seal membrane
- Keyboard is tested to withstand drops from up to 4 ft
- Row of iPad shortcut keys for easier control, including screen capture, volume up/down and media control keys
- Keyboard connects to iPad through a magnetic one-click physical connection, making it a secure solution for testing and exams
- Keyboard sources power directly from iPad and never needs charging
- Lightning connector pass-through allows for power and data transfer to the iPad without removing it from the case for compatibility with lighting accessories
- Newly designed extra large asset-tagging window
- Integrated pencil holder for either Logitech Crayon or Apple Pencil
- Made for iPad (MFI) certified

### Compatible with

- iPad 5th and 6th generation

### Headphones Compatibility

Rugged Combo 2 is compatible with most headsets using standard size 3.5 mm audio jacks, straight or angled, including:

- Apple Earbuds
- Beats EP On-Ear Headphones
- Beats urBeats Earphones
- Califone 3068AV Headphones
- iFrogz Earpollution EPD33 Plugz Earbuds
- iFrogz EarPollution Toxix Headphones
- JVC Gummy Plus Inner Ear Headphones
- JVC HA-SR185
- Kensington Hi-Fi Headphones (K33137)
- SENTRY HO220 Headphones
- Skullcandy Jib Earbuds
- Skullcandy Ink'd 2 Earbud Headphones

Sony MDRZX110 ZX Series Stereo Headphones

SteelSeries Siberia 200 Gaming Headset

Charging Carts compatibility

Fits most popular charging carts including:

Bretford PowerSync MiX Cart 30 (HKPX2VC/A)

Bretford PowerSync MiX Cart 45 (HKPY2VC/A)

LocknCharge Carts featuring Small and Large 5-slot Mobile device baskets

#### Technical specifications:

Form Factor: Rugged case with kickstand and detachable keyboard

Weight: 1.7 lb (774g)

#### Dimensions:

10.76 x 8.11 x 1.01 inches

273.5 x 206 x 25.8 mm

#### Manufacturer Information

Mfr. Part Number: 920-008900

UPC or EAN No.: 97855142405

#### Apple recommends for

Schools that want to enhance screen-based learning in the classroom and use iPad for student testing and exams.

#### Did you notice?

Rugged Combo 2 features a keycap pry resistant keyboard specifically designed for the classroom. Secure membrane helps to protect against prying fingers, spilled liquids and invasive crumbs. Keys type silently to minimize classroom noise

#### What's in the Box

Rugged Combo frame, Cap, Cradle, keyboard

User documentation

#### Warranty

3-year limited hardware warranty



Phone: (402) 371-4530

Email: james@conpoint.net

Web: www.conpoint.com



## **We have prepared a quote for you**

**Lenovo SR550 Custom RM Server**

**Quote # CP003628**

Version 1

**Wakefield Community School**





Phone: (402) 371-4530

Email: james@conpoint.net

Web: www.conpoint.com

## Lenovo SR550 Custom RM Server

### Quote Information:



Quote #: CP003628  
Version: 1  
Delivered: 03/15/2018  
Expires: 03/29/2018

### Prepared for:

Wakefield Community School  
Sarah Rusk  
802 Highland St  
Wakefield, NE 68784  
sarusk@esu1.org  
(402) 287-2012

### Prepared by:

Connecting Point  
James Mortimer  
(402) 371-4530 Ext. 210  
Fax (402) 371-4515  
james@conpoint.net

Hardware		Price	Qty	Ext. Price
<b>Lenovo SR550 Custom</b>	<b>Lenovo SR550 Custom Server - 1x 2.1Ghz Xeon, 48GB RAM, 2.4TB Raid 5 15k SAS Storage, Redundant Power - 3 Year</b>	<b>\$6,467.00</b>	<b>1</b>	<b>\$6,467.00</b>
7X04A02KNA 	<b>Lenovo ThinkSystem SR550 2U Rack Server - 1 x Intel Xeon Silver 4110 Octa-core (8 Core) 2.10 GHz - 16 GB Installed DDR4 SDRAM - 12Gb/s SAS Controller - 0, 1, 5, 6, 10, 50, 60, JBOD RAID Levels - 1 x 750 W - 2 Processor Support - Gigabit Etherne</b>		1	
7X77A01302	<b>Lenovo 16GB DDR4 SDRAM Memory Module - 16 GB - DDR4 SDRAM - 2666 MHz - 1.20 V - Registered - 288-pin - RDIMM</b>		2	
7XB7A00039	<b>Lenovo 600 GB 3.5" Internal Hard Drive - SAS - 15000rpm - Hot Swappable</b> Lenovo 600 GB 3.5" Internal Hard Drive - SAS - 15000rpm - Hot Swappable		6	
Configured as Raid 5 (5x 600GB=2.4TB) Primary Array + 1 Hot Spare				
7N67A00883	<b>Lenovo ThinkSystem 750W (230/115V) Platinum Hot-Swap Power Supply - 750 W - 120 V AC, 230 V AC</b> Lenovo ThinkSystem 750W (230/115V) Platinum Hot-Swap Power Supply - 750 W - 120 V AC, 230 V AC		1	
46M2592 	<b>Lenovo Standard Power Cord - 250 V AC Voltage Rating - 10 A Current Rating</b>		2	
<b>Hardware Subtotal</b>				<b>\$6,467.00</b>

-3TB Storage  
-Multiple Drives  
-Rack Server



Phone: (402) 371-4530

Email: james@conpoint.net

Web: www.conpoint.com

Software		Price	Qty	Ext. Price
9EM-00058	<b>Microsoft Windows Server 2016 Standard - License - Academic - MOLP: Open License for Academic - Single Language</b> Microsoft Windows Server 2016 Standard - License - Academic - MOLP: Open License for Academic - Single Language	\$25.81	8	\$206.48
R18-05099 <i>Windows Machines -</i>	<b>Microsoft Windows Server 2016 - License - Academic - MOLP: Open License for Academic - Single Language</b> Microsoft Windows Server 2016 - License - Academic - MOLP: Open License for Academic - Single Language	\$6.89	<del>200</del> <i>90</i>	\$1,378.00
<b>Software Subtotal</b>				<b>\$1,584.48</b>

Services		Price	Qty	Ext. Price
Server Setup	<b>SERVER SETUP, INCLUDES SETUP OF SERVER HARDWARE (HARD DRIVES, RAID, MEMORY, LOADING OF OPERATING SYSTEM, LOADING OF SYSTEM PATCHES, SETUP OF HARD DRIVE MAPPINGS, LOADING OF CORE SOFTWARE, 30 DAY WARRANTY ON SERVICES</b>	\$1,500.00	1	\$1,500.00
<b>Services Subtotal</b>				<b>\$1,500.00</b>

Quote Summary		Amount
	Hardware	\$6,467.00
	Software	\$1,584.48
	Services	\$1,500.00
	<b>Total</b>	<b>\$9,551.48</b>

Taxes, shipping, handling and other fees may apply. We reserve the right to cancel orders arising from pricing or other errors.

Signature \_\_\_\_\_

Date \_\_\_\_\_



Phone: (402) 371-4530

Email: james@conpoint.net

Web: www.conpoint.com



## **We have prepared a quote for you**

**Barracuda Backup 290 - DaaS**

**Quote # CP003634**

Version 1

**Wakefield Community School**





Phone: (402) 371-4530  
 Email: james@conpoint.net  
 Web: www.conpoint.com

*Tape Drive - 2500 - 3000  
 + software - 1200*

**Barracuda Backup 290 - DaaS**

**Quote Information:**

Quote #: CP003634  
 Version: 1  
 Delivered: 03/15/2018  
 Expires: 03/29/2018

**Prepared for:**

Wakefield Community School  
 Sarah Rusk  
 802 Highland St  
 Wakefield, NE 68784  
 sarusk@esu1.org  
 (402) 287-2012

**Prepared by:**

Connecting Point  
 James Mortimer  
 (402) 371-4530 Ext. 210  
 Fax (402) 371-4515  
 james@conpoint.net

*1yr.  
 retention*

*Hardware + Software Local + off-site cloud backup  
 Automated Emails/Errors*

Hardware		Price	Qty	Ext. Price
BBS290sa-t1	<b>Barracuda Backup Server 290 Subscription Service Account and 12 Month Subscription</b>	\$1,889.00	1	\$1,889.00
<p>This service includes 12 Months of Barracuda Energize Update (EU) Service, Barracuda Instant Replacement (IR) Service, and Unlimited Cloud Storage (Up to the Device Capacity).</p> <p>This is a Device-As-A-Service (DaaS) annual subscription appliance with an up front service fee and option to renew/cancel/upgrade after 12 Months.</p>				
<b>Hardware Subtotal</b>				<b>\$1,889.00</b>

Shipping		Price	Qty	Ext. Price
Shipping	<b>Domestic Shipping(UPS Ground Service)</b>	\$59.00	1	\$59.00
<b>Shipping Subtotal</b>				<b>\$59.00</b>

Services	Price	Qty	Ext. Price
<b>Flat rate installation of \$150 or included as part of any monthly Managed IT services plan.</b>			

Quote Summary		Amount
	Hardware	\$1,889.00
	<b>Subtotal</b>	<b>\$1,889.00</b>
	Shipping	\$59.00
	<b>Total</b>	<b>\$1,948.00</b>

Taxes, shipping, handling and other fees may apply. We reserve the right to cancel orders arising from pricing or other errors.



Phone: (402) 371-4530

Email: james@conpoint.net

Web: www.conpoint.com

\_\_\_\_\_  
Signature

\_\_\_\_\_  
Date



Server

Quote #015098 v1

Prepared For:  
**Wakefield Community Schools**  
Mark Bejot  
P.O. Box 330 802 Highland St.  
Wakefield, NE 68784


Prepared By:  
**Riverside Technologies**  
Shawn Watson  
748 N 109th Court  
Omaha, NE 68154


Date Issued:  
**05.07.2018**  
Expires:  
**06.06.2018**

P: (402) 287-2012  
E: mbejot@esu1.org

P: 866.804.4388  
E: swatson@riversidetechnologies.com

Contract:

Hardware		Price	Qty	Ext. Price
<b>RTI-DL360-1</b>	<b>HPE DL360 Gen 10 Server (Qty 1)</b>	<b>\$7,415.31</b>	<b>1</b>	<b>\$7,415.31</b>
	HPE DL360 Gen 10 Server with a single Xeon 4110 CPU (8c @ 2.1 GHz), 32 GB of RAM, 6x 600 GB 15k SAS drives (Approximately 2.6 TB usable in raid 5), dual power supplies, iLO advanced, 3 year Foundation Care NBD warranty.			
867959-B21	HPE DL360 Gen10 8SFF CTO Server		1	
860653-L21	HPE DL360 Gen10 Xeon-S 4110 FIO Kit		1	
835955-B21	HPE 16GB 2Rx8 PC4-2666V-R Smart Kit		2	
870757-B21	HPE 600GB SAS 15K SFF SC DS HDD		6	
P01366-B21	HPE 96W Smart Storage Battery 145mm Cbl		1	
804331-B21	HPE Smart Array P408i-a SR Gen10 Ctrlr		1	
389692-B21	HP Customer Defined RAID Setting SVC		1	
865408-B21	HPE 500W FS Plat Ht Plg LH Pwr Sply Kit		2	
AF556A	HP 1.83m 10A C13-UL US Pwr Cord		2	
BD505A	HPE iLO Adv 1-svr Lic 3yr Support		1	
874543-B21	HPE 1U Gen10 SFF Easy Install Rail Kit		1	
H7J33A3	HPE 3Y Foundation Care NBD wDMR Service		1	
H7J33A3 WAG	HPE DL360 Gen10 Support		1	
Subtotal				<b>\$7,415.31</b>

RTI Professional Services		Price	Qty	Ext. Price
<b>RTI-Services</b>	<b>RTI Engineering Services - Installation and Configuration per SoW</b>	<b>\$995.00</b>	<b>1</b>	<b>\$995.00</b>
				
Subtotal				<b>\$995.00</b>



Quote Summary	Amount
Hardware	\$7,415.31
RTI Professional Services	\$995.00
<b>Total:</b>	<b>\$8,410.31</b>

Taxes, shipping, handling and other fees may apply. We reserve the right to cancel orders arising from pricing or other errors.

## English Learner Program Review 2018

The Wakefield EL team met on May 15, 2018 for a program review of EL services. The team discussed the identification process of EL students. The team recommended a change of one sentence on the Language Survey form to come into compliance with state/national guidelines. The elementary is obtaining parent permission to conduct testing from parents/guardians. Mr. Roberts and Mr. Heitz reported that secondary newcomers did not received initial tested due to the lack of English language skills. The secondary team agreed to begin testing all newcomer students using the district's Woodcock Munoz and all students going forward will receive initial testing with parent/guardian permission. Mr. Roberts will be responsible for conducting the Woodcock-Munoz for all students entering the program.

The Language Instruction Education Programs (LIEP) as a program review is new. Our program is an English Language immersion program designed around a "push-in, pull-out" model. EL instruction is occurring as an inclusion classroom component served by EL instructors. Limited pull out is used for additional instruction needed by students beginning to learn English requiring addition services.

Staffing needs were discussed by the team and certainly additional time for EL services delivery to students at the elementary level would be ideal. The general consensus is that current staffing is meeting most of the needs at the elementary level. The largest EL service deficit is grades four through 6<sup>th</sup> grade at the elementary level. Staff would like to see a increasing our second EL instructor to full time status, however they recognize that budgetary constraints are a limiting factor. Upper elementary is currently limited in EL services where two newcomer students have entered. A suggestion to add additional para-education support during 7<sup>th</sup> period would be helpful at the high school.

Examining standards the team is utilizing increased reading time to help master English as well as stay engaged in standards mastery. The team was very pleased with the having secondary students newcomers serve as teacher aides in the lower elementary. The team discovered this intervention helped the newcomers master reading and speaking English as well as help the primary students develop listening skills and reading skills. These student spend time reading books to students, asking questions resulting in both EL's learning English together.

The elementary team helping EL's by increasing the use of scripted Reading Mastery materials. The elementary staff is adding "Reading Mastery" in grades K – 5 for students needing additional language assistance. The secondary team is looking at using LLI with newcomer students helping English comprehension and reading fluency. General consensus is to find supplementary materials that will close language gaps at a quicker pace at the secondary level to ensure greater mastery of core content. We discussed looking at ELLOQUENCE as a possible supplementary package at the high school level. Rosetta Stone utilization for newcomers was ineffective and will be removed next year. Increased vocabulary in science was mentioned as another growth area.

Examining the utilization of assessments, the team is pleased with the purchase of two new Woodcock-Munoz testing kits. The newer materials are more relevant and a better assessment of each student's initial English skills. The team expressed concern with new testing requirements for EL's on NSCAS assessments. Requiring EL's to take the exams regardless of English skills is an extremely stressful experience for students especially newcomers and left students with feelings of failure. The team realizes the goal is to establish a baseline for measuring improvement however; we question the value

of the anxiety generating experience by students, some who have not learned the alphabet at the time of testing. Teaching staff expressed concern.

Examining ELPA21 assessment for 2016-17 and 2017-18 reflect positive improvement in student acquisition of English language skills. Sixteen elementary students moved to the "Proficient" category in the elementary and four students moved to "Proficient" at the high school level. Students scoring in the "Proficient" level are moved out of the EL program and are on monitoring status. District wide 29.3% of students received EL services in grades K – 12. Only three students in the elementary exams scored as "Emerging," while 68 students are "Progressing" in their language acquisition. Moving to proficient at the high school level appears to be more challenging at upper grade levels. Many of the students in grades 7-12 are students in their early years of EL services. Some students are also receive special education services. NSCAS data is not available at this time for review.

Examining the class of 2018 all seven students graduated from high school. Three of these students maintained an 87 – 93 percent GPA for eight semesters. Although the seniors remained in the EL program eligible, their ability to be fully mainstreamed in the general education curricula is reflective of their academic success. Only one EL student dropped out of high school this past year and entered the work force.

Monitoring students exiting English Language services occurs at parent-teachers conferences. The team stated the need to improve student progress monitoring during the year through more systematic evaluation. Students on "monitoring status" currently are reviewed each semester and will be on a expanded on a quarterly basis.

Examining modifications, the EL team is electing to bring LLI reading interventions in the upper grades. The committee also recommends expanded meeting times with EL staff to coordinate increased communications between team members. We continue to be challenged by high school age students with limited formal education. Greater emphasis in vocational skills possibly including school-to-work opportunities would be beneficial. Improving life skills training for older students with major deficient in formal education would be beneficial academically while they are learning English. Staff members desire greater clarification on whether EL student courses can be label as "EL" courses on their transcript. The team suggested the use of "Pass / Fail" grades with life skills course work.

Report respectfully submitted,

Mark Bejot

Superintendent

## Wellness Committee 2018 Annual Report

The Wakefield Community School Wellness Committee met on May 14, 2018 to conduct a review of the 2017-18 Wellness Activities. The Wellness Committee consists of Mark Bejot, Arianne Conley, Jolene Klein, Jaime Manz, Joe Wendte, Kristi Foote, Angie Borg, Jamie Dolph & Michele Galles. The committee met three times during the year.

Student Council taste testing survey is a highlight for both elementary and high school students. The food survey indicated that students dislike goulash hands down and ask the main dish is removed from the menu. Students like the new smart snack juices, strawberry scones, while tornados were rated as "okay" but very spicy. Students and staff were very positive regarding the changes to the salad bar and encouraged more variety in offerings. Salad bar offerings are available to all students in grades 4 -12. Primary students are offered select salad items generally served by student assistants. We discussed having all the meat and salad making items on the snack bar. One concern was students receiving the required protein levels for a billable meal, which will be looked into. Another suggestion was to insert beets into the salad bar. Everyone was appreciative of the changes in the salad bar offerings and thanked the nutrition staff for their efforts. Krisiti reported that student consumption of fruits and vegetables has increased largely because of greater offerings on the salad bar.

The team discussed ways to improve serving times and increase lunchtime. Everyone recognized that the elementary and high school schedules create constraints on meal time scheduling. Mr. Wulf is adding more recess time to increase student activity. The high school vending machines contains products that meet the healthy snacks requirements. The utilization of water bottles throughout the day continues in the elementary and high school. Water bottle filling stations in both building and in the lunchroom are credited for increased water consumption while students are at school. A recommendation for more positive nutrition posters being placed in the lunchroom to advertise healthy eating styles.

Mr. Wendte reported that the morning fun run continues daily with approximately 150+ students participating daily. He states that some students fail to make the fun run due to eating breakfast, which maybe we could look at next year. Mr. Wendte asked for additional adult participation and supervision during the fun run would help the process. He was very pleased with "Pacer Test" results reflecting student improvement and overall good results. Recess participation has increased this past year due to increased participation at the upper elementary level. Mr. Wendte's six fitness clubs are showing increased student participation in the elementary. The Jump Rope for Heart event was a success generating over \$600 for the American Heart Association.

Mrs. Manz reports that the lunch walk was successful with almost all K-12 students participating. She credited the staff for helping make this event a district wide success. The fall "Bike & Walk to School" reflected large student participation at the elementary. The elementary "Track & Field Day," continues to be a highlight for elementary student participants as well as the high school helping Mr. Hassler organize and run the various events. All elementary students participated in at least three activities during the field day. Parents and patrons show up to support students in the event.

Activity breaks were another wellness goal. Committee members report that students were being more activity breaks within the classroom. This may be an area of increased emphasis next year at both the elementary and high school level. The introduction of multiple seating options in classrooms is another activity designed to address student activity while participating in various classroom learning activities.

Mrs. Manz reports that staff wellness promotion activities continue to be challenging for our staff. Eight staff completed the wellness survey out of 70 staff. She was surprised at how few staff members completed the free health screenings through EHA, which if they submitted their results to EHA, a fifty dollar reward was given. A number of staff utilize the activities center after school. A number of staff also participate in distance running activities. The committee desires to explore ways to increase staff wellness activities. Many of the staff utilize water bottles and actively promote water consumption throughout the school day. The team discussed the importance of staff involvement in healthy activities has been a key to student wellness activities.

The team will meet in the fall to begin school wellness planning for the upcoming 2018-19 school year.

Respectfully Submitted,

Mark Bejot

Superintendent



Jerad Wulf  
Principal  
Wakefield Cmty SD 90-0560  
PO Box 330  
Wakefield, NE 68784-0330  
United States

Quote Number: 46549  
Quote Creation Date: 05-23-2018  
Quote Expiration Date: 09-30-2018

## Elevate K6

## Price Quote Summary

Solution	Base Amount	Free Amount	Total
Elevate Science K-5	\$ 24,500.14	\$ 1,514.64	\$ 24,500.14
Elevate Science Middle Grades	\$ 6,063.95	\$ 170.97	\$ 6,063.95
Elevate Science Professional	\$ 4,700.00		\$ 4,700.00
<b>Solution Subtotal</b>	<b>\$ 35,264.09</b>	<b>\$ 1,685.61</b>	<b>\$ 35,264.09</b>
	<b>Shipping &amp; Handling</b>		<b>\$ 2,523.12</b>
		<b>Total</b>	<b>\$ 37,787.21</b>

## Price Quote Detail

ISBN	Description	Price	Free Qty	Charged Qty	Free Amount	Total Charged
<b>Elevate Science K-5</b>						
<b>Elevate Science K-5 ©2019 - Grade K</b>						
9780328925100	ELEVATE ELEMENTARY SCIENCE 2019 TEACHER EDITION GRADE K	\$126.97	1	0	\$126.97	\$0.00
9780134906560	ELEVATE ELEMENTARY SCIENCE 2019 ACTIVITY CARDS GRADE K	\$103.97	1	0	\$103.97	\$0.00
9780134903088	ELEVATE ELEMENTARY SCIENCE 2019 LEVELED READER CLASSROOM LIBRAR YGRADE K	\$230.47	0	1	\$0.00	\$230.47
9780328996056	ELEVATE ELEMENTARY SCIENCE 2019 CLASSROOM MATERIALS KIT GRADE K	\$599.97	0	1	\$0.00	\$599.97
9780328989294	ELEVATE ELEMENTARY SCIENCE 2019 STUDENT EDITION 6-YEAR + DIGITA LCOURSEWARE 6-YEAR LICENSE GRADE K	\$52.97	0	40	\$0.00	\$2,118.80
<b>Elevate Science K-5 ©2019 - Grade K Subtotal</b>					<b>\$ 230.94</b>	<b>\$ 2,949.24</b>

ISBN	Description	Price	Free Qty	Charged Qty	Free Amount	Total Charged
<b>Elevate Science K-5 ©2019 - Grade 1</b>						
9780328949175	ELEVATE ELEMENTARY SCIENCE 2019 TEACHER EDITION GRADE 1	\$126.97	1	0	\$126.97	\$0.00
9780134906584	ELEVATE ELEMENTARY SCIENCE 2019 ACTIVITY CARDS GRADE 1	\$116.97	1	0	\$116.97	\$0.00
9780134903125	ELEVATE ELEMENTARY SCIENCE 2019 LEVELED READER CLASSROOM LIBRAR YGRADE 1	\$388.47	0	1	\$0.00	\$388.47
9780328996063	ELEVATE ELEMENTARY SCIENCE 2019 CLASSROOM MATERIALS KIT GRADE 1	\$519.97	0	1	\$0.00	\$519.97
9780328989300	ELEVATE ELEMENTARY SCIENCE 2019 STUDENT EDITION 6-YEAR + DIGITA LCOURSEWARE 6-YEAR LICENSE GRADE 1	\$59.97	0	40	\$0.00	\$2,398.80
<b>Elevate Science K-5 ©2019 - Grade 1 Subtotal</b>					<b>\$ 243.94</b>	<b>\$ 3,307.24</b>
<b>Elevate Science K-5 ©2019 - Grade 2</b>						
9780328949182	ELEVATE ELEMENTARY SCIENCE 2019 TEACHER EDITION GRADE 2	\$126.97	1	0	\$126.97	\$0.00
9780134906591	ELEVATE ELEMENTARY SCIENCE 2019 ACTIVITY CARDS GRADE 2	\$116.97	1	0	\$116.97	\$0.00
9780134903132	ELEVATE ELEMENTARY SCIENCE 2019 LEVELED READER CLASSROOM LIBRAR YGRADE 2	\$388.47	0	1	\$0.00	\$388.47
9780328996070	ELEVATE ELEMENTARY SCIENCE 2019 CLASSROOM MATERIALS KIT GRADE 2	\$749.97	0	1	\$0.00	\$749.97
9780328989317	ELEVATE ELEMENTARY SCIENCE 2019 STUDENT EDITION 6-YEAR + DIGITA LCOURSEWARE 6-YEAR LICENSE GRADE 2	\$59.97	0	45	\$0.00	\$2,698.65
<b>Elevate Science K-5 ©2019 - Grade 2 Subtotal</b>					<b>\$ 243.94</b>	<b>\$ 3,837.09</b>
<b>Elevate Science K-5 ©2019 - Grade 3</b>						
9780328949199	ELEVATE ELEMENTARY SCIENCE 2019 TEACHER EDITION GRADE 3	\$126.97	1	0	\$126.97	\$0.00
9780134906607	ELEVATE ELEMENTARY SCIENCE 2019 ACTIVITY CARD WHAT CAN BAROME TRIC PRESSURE TELL YOU GRADE 3	\$129.97	1	0	\$129.97	\$0.00
9780134903149	ELEVATE ELEMENTARY SCIENCE 2019 LEVELED READER CLASSROOM LIBRAR YGRADE 3	\$431.47	0	1	\$0.00	\$431.47

ISBN	Description	Price	Free Qty	Charged Qty	Free Amount	Total Charged
9780328996087	ELEVATE ELEMENTARY SCIENCE 2019 CLASSROOM MATERIALS KIT GRADE 3	\$799.97	0	1	\$0.00	\$799.97
9780328989324	ELEVATE ELEMENTARY SCIENCE 2019 STUDENT EDITION 6-YEAR + DIGITAL COURSEWARE 6-YEAR LICENSE GRADE 3	\$67.97	0	40	\$0.00	\$2,718.80
<b>Elevate Science K-5 ©2019 - Grade 3 Subtotal</b>					<b>\$ 256.94</b>	<b>\$ 3,950.24</b>
<b>Elevate Science K-5 ©2019 - Grade 4</b>						
9780328949205	ELEVATE ELEMENTARY SCIENCE 2019 TEACHER EDITION GRADE 4	\$126.97	1	0	\$126.97	\$0.00
9780134906614	ELEVATE ELEMENTARY SCIENCE 2019 ACTIVITY CARDS GRADE 4	\$129.97	1	0	\$129.97	\$0.00
9780134903156	ELEVATE ELEMENTARY SCIENCE 2019 LEVELED READER CLASSROOM LIBRARY GRADE 4	\$431.47	0	1	\$0.00	\$431.47
9780328996094	ELEVATE ELEMENTARY SCIENCE 2019 CLASSROOM MATERIALS KIT GRADE 4	\$1,299.97	0	1	\$0.00	\$1,299.97
9780134925981	ELEVATE ELEMENTARY SCIENCE 2019 STEM INVENTION TOOLBOX GRADE 4	\$475.00	0	1	\$0.00	\$475.00
9780328989331	ELEVATE ELEMENTARY SCIENCE 2019 STUDENT EDITION 6-YEAR + DIGITAL COURSEWARE 6-YEAR LICENSE GRADE 4	\$67.97	0	40	\$0.00	\$2,718.80
<b>Elevate Science K-5 ©2019 - Grade 4 Subtotal</b>					<b>\$ 256.94</b>	<b>\$ 4,925.24</b>
<b>Elevate Science K-5 ©2019 - Grade 5</b>						
9780328949212	ELEVATE ELEMENTARY SCIENCE 2019 TEACHER EDITION GRADE 5	\$126.97	1	0	\$126.97	\$0.00
9780134906621	ELEVATE ELEMENTARY SCIENCE 2019 ACTIVITY CARDS GRADE 5	\$154.97	1	0	\$154.97	\$0.00
9780134903163	ELEVATE ELEMENTARY SCIENCE 2019 LEVELED READER CLASSROOM LIBRARY GRADE 5	\$517.47	0	1	\$0.00	\$517.47
9780328996100	ELEVATE ELEMENTARY SCIENCE 2019 CLASSROOM MATERIALS KIT GRADE 5	\$1,299.97	0	1	\$0.00	\$1,299.97
9780134925998	ELEVATE ELEMENTARY SCIENCE 2019 STEM INVENTION TOOLBOX GRADE 5	\$475.00	0	1	\$0.00	\$475.00
9780328989348	ELEVATE ELEMENTARY SCIENCE 2019 STUDENT EDITION 6-YEAR + DIGITAL COURSEWARE 6-YEAR LICENSE GRADE 5	\$71.97	0	45	\$0.00	\$3,238.65
<b>Elevate Science K-5 ©2019 - Grade 5 Subtotal</b>					<b>\$ 281.94</b>	<b>\$ 5,531.09</b>

ISBN	Description	Price	Free Qty	Charged Qty	Free Amount	Total Charged
<b>Elevate Science K-5 Subtotal</b>					<b>\$ 1,514.64</b>	<b>\$ 24,500.14</b>

### Elevate Science Middle Grades

#### Elevate Science Middle Grades ©2019 - Grade 6

9780328925070	ELEVATE MIDDLE GRADE SCIENCE 2019 TEACHER EDITION GRADE 6	\$170.97	1	0	\$170.97	\$0.00
9780328995943	ELEVATE MIDDLE GRADES SCIENCE 2019 CLASSROOM MATERIALS KIT GRADE6	\$2,300.00	0	1	\$0.00	\$2,300.00
9780134924991	ELEVATE ELEMENTARY SCIENCE 2019 STEM INVENTION TOOLBOX GRADE 6	\$475.00	0	1	\$0.00	\$475.00
9780328989713	ELEVATE MIDDLE GRADES SCIENCE 2019 STUDENT EDITION 6-YEAR + DIGITAL COURSEWARE 6-YEAR LICENSE GRADE 6	\$93.97	0	35	\$0.00	\$3,288.95
<b>Elevate Science Middle Grades ©2019 - Grade 6 Subtotal</b>					<b>\$ 170.97</b>	<b>\$ 6,063.95</b>
<b>Elevate Science Middle Grades Subtotal</b>					<b>\$ 170.97</b>	<b>\$ 6,063.95</b>

### Elevate Science Professional Development

#### Elevate Science K-5 Professional Development ©2019 - Program Activation/Implementation Essentials

0000000123190	ELEVATE SCIENCE 2019 K/5 PROGRAM IMPLEMENTATION ESSENTIALS	\$2,800.00	0	1	\$0.00	\$2,800.00
0000000123450	ELEVATE SCIENCE PROGRAM ACTIVATION	\$1,900.00	0	1	\$0.00	\$1,900.00
<b>Elevate Science K-5 Professional Development ©2019 - Program Activation/Implementation Essentials Subtotal</b>					<b>\$ 4,700.00</b>	<b>\$ 4,700.00</b>
<b>Elevate Science Professional Development Subtotal</b>					<b>\$ 4,700.00</b>	<b>\$ 4,700.00</b>

<b>Solution Subtotal</b>	<b>\$ 1,685.61</b>	<b>\$ 35,264.09</b>
--------------------------	--------------------	---------------------

<b>Shipping and Handling</b>	<b>\$ 2,523.12</b>
------------------------------	--------------------

<b>Total</b>	<b>\$ 37,787.21</b>
--------------	---------------------

## Addendum

Please submit a copy of this quotation, the District/School Purchase Order, and any other required documentation via one of the below:

**eForm:** <https://pearsoncommunity.force.com/support/s/pearson-order-form>

**Fax:** 1-877-260-2530

**Mail:** Pearson Education, P.O. Box 6820, Chandler, AZ 85246

For questions regarding your order please call Customer Service: 1-800-848-9500

As of December 31, 2016, Pearson will no longer accept Credit Card information via postal mail, facsimile, or email. Credit Card information will only be accepted via phone, eCommerce, or OASIS.

This is a price quotation for the customer's convenience only, and not an offer to contract. All quotations are subject to review and final acceptance by a duly authorized representative of Pearson at its offices. Pearson reserves the right to correct typographical, computational or other errors. Pearson's standard terms are net 30 days unless otherwise specified. All pricing is in US Dollars unless otherwise specified. Pricing calculations use multiple decimal places to determine the most accurate extended pricing but are represented in standard currency format.

Annual subscriptions and/or maintenance and support charges automatically renew on the anniversary date of the original purchase and will be invoiced accordingly, unless otherwise specified. If you wish to cancel, please let us know in writing prior to the date of renewal by emailing [customerservice@pearson.com](mailto:customerservice@pearson.com).

Fees for any renewals of product or support/maintenance subscriptions beyond the period covered by this pricing proposal will be at Pearson's then-current rates and, for products for which such fees are based on student count, the customer's then-current enrollment. All such renewal fees are due at the commencement of the new subscription period.

Implementation services provided by Pearson will be delivered to the customer based on established Pearson processes and billing procedures or through a Custom Scope of Work establishing milestones and/or billing schedule agreed upon by the customer. Changes, requested by the customer, to the original Scope of Work may result in additional costs. Travel related expenses associated with On-Site Training and Services are included in the listed price unless otherwise specified.

S&H charges (where applicable) are shown on the quote. S&H rates quoted are for standard ground transportation and may not reflect account contracted rates. If expedited shipping is requested, actual charges may be higher.

Pearson reserves the right to change and/or update technology platforms, including possible edition updates to customers during the term of access. Customers will be notified of any change prior to the beginning of the new school year.

Quoted prices may not reflect contract pricing for some customers. Any applicable contract pricing will be applied to the final invoice. If you require contract pricing reflected on the quote, please work with your Account Manager or contact Customer Service.

All pricing in this quotation is exclusive of any applicable sales, use or other similar taxes or duties. The customer is responsible for any such taxes or duties that may apply; if the customer is tax exempt, evidence of such tax exemption must be provided. Estimated tax may be provided solely for customer convenience. The amount indicated is only an estimate and is intended to be helpful for budgeting purposes. The actual amount of sales tax assessed at time of invoicing may be more or less.

Certain Pearson products may have minimum requirements related to licensing, services, and/or pricing that are reflected in the attached quotation. The breakdown of the fees set forth in this quotation is considered Pearson proprietary information and not subject to disclosure by the customer.

If you are not entirely satisfied with any of our products, then you may, within one year from the date of purchase, return all materials still in new, unused, salable condition for a full refund, credit, or replacement. All materials sold in a set or a package must be returned complete as originally sold. Materials that were provided gratis must be returned proportionate to the purchased items being returned for refund or credit.

**QUOTE #18683****MYSTERY**  
S C I E N C E**Issued:** March 7, 2018**Expires:** June 30, 2018**⚠ Important Message for purchaser****Before sending us your PO, visit your online quote here:**<https://mysteryscience.com/order/577128>**Then click "Submit Purchase Order" or "Pay by Credit Card"****VENDOR**Mystery Science Inc.  
340 S. Lemon Ave  
Suite #5236 N, Area 18683  
Walnut, CA 91789  
Fax: follow instructions above for fax #**DISTRICT**Wakefield Community School District 90-  
0560  
Wakefield, NE

<b>Description</b>	<b>Unit Price</b>	<b>Qty.</b>	<b>Amount</b>
District Membership for 2018-2019 with \$500 discount	\$999.00	1	\$999.00
Regular price	\$1,499.00		
33% renewal discount	(\$500.00)		
Discounted price	\$999.00		
District Membership for 2019-2020 with \$500 discount	\$999.00	1	\$999.00
Regular price	\$1,499.00		
33% renewal discount	(\$500.00)		
Discounted price	\$999.00		
District Membership for 2020-2021 with \$500 discount	\$999.00	1	\$999.00
Regular price	\$1,499.00		
33% renewal discount	(\$500.00)		
Discounted price	\$999.00		
	<b>Total discount</b>		<b>(\$-1,500.00)</b>
	<b>Total</b>		<b>\$2,997.00</b>

LAB-AIDS, Inc  
 17 Colt Court, Ronkonkoma, NY 11779  
 Tel: 631-737-1133/Fax: 631-737-1286  
 Toll Free: 800-381-8003/Website: www.lab-aids.com



5/3/18

Thank you for the opportunity to provide this quote and your consideration for purchasing these high-quality science programs to meet your curriculum needs.

SEPUP Course	Item #	2018 Price	Qty	Cost	Your Cost	Savings
<b>7th Grade</b> - Includes the following six units: Ecology, Chemical Reactions, Geological Processes and Chemistry of Materials						
<b>7th grade book bundle - One of each of the following Ecology, Chemical Reactions, Geological Processes, Chemistry of Materials and Bioengineering</b>		\$94.00	40	\$3,760.00	\$ 3,560.00	\$200
3e Materials CEP (with OLTP-7) No Cart	SMS-MAT-3000	\$1,881.80	1	\$ 1,881.80	\$1,693.62	\$188.18
3e Ecology CEP (with OLTP-7) NO CART	SMS-ECO-3000NC	\$1,392.60	1	\$ 1,392.60	\$1,253.34	\$139.26
3e Reactions NEW UNIT CEP (with OLTP-7) NO CART	SMS-REA-3000NC	\$1,877.40	1	\$ 1,877.40	\$1,689.66	\$187.74
3e Geology CEP (with OLTP-7) No Cart	SMS-GEO-3000	\$1,820.50	1	\$ 1,820.50	\$1,638.45	\$418.72
Custom Mobile Cart Storage System	CUST CART	\$400.00	1	\$ 400.00	\$400.00	\$0.00
Online Student Portals (One year license)	SMS-OLSP-1	\$4.00	35	\$140.00	\$70.00	\$70.00


Book Bundle for 8th grade: One each of the following: Solar System and Beyond, Fields and Interactions, Force and Motion, Waves, and Evolution						
<b>8th Grade</b>						
Book Bundle for 8th grade: One each of the following: Solar System and Beyond, Fields and Interactions, Force and Motion, Waves, and Evolution		\$94.00	40	\$3,760.00	\$ 3,560.00	\$200
3e Space CEP (with OLTP-7) No Cart	SMS-SPA-3000	\$1,094.50	1	\$1,094.50	\$985.05	\$109.45
3e Fields NEW UNIT CEP (with OLTP-7) NO CART	SMS-FIE-3000NC	\$1,874.50	1	\$1,874.50	\$1,687.05	\$187.45
3e Evolution CEP (with OLTP-7) NO CART	SMS-EVO-3000NC	\$1,516.90	1	\$1,516.90	\$1,365.21	\$151.69
3e Forces CEP (with OLTP-7) NO CART	SMS-FOR-3000NC	\$1,670.90	1	\$1,670.90	\$1,503.81	\$167.09
3e Waves CEP (with OLTP-7) NO CART	SMS-WAV-3000NC	\$2,447.50	1	\$2,447.50	\$2,202.75	\$244.75
Custom Mobile Cart Storage System	CUST CART	\$500.00	1	\$500.00	\$500.00	\$0.00
Online Student Portals (one year license)	SMS-OLSP-1	\$5.00	30	\$150.00	\$60.00	\$90.00
<b>Sub-TOTAL before discounts and Shipping</b>				\$ 24,286.60	\$ 22,168.94	\$2,354.33
Shipping charges ( Reduced from 10% to just 5%)				\$ 2,428.66	\$754.95	\$754.95
Total Value of Products and Services above				\$ 26,715.26		
<b>TOTAL for Wakefield Schools for Grades 7-8 Science</b>					\$ 22,923.89	
					<b>TOTAL SAVINGS</b>	\$3,109.28

Professional Development is important to LAB-AIDS and SEPUP.

Please contact Darin with Lab-aids to develop a custom PD plan at [darin@lab-aids.com](mailto:darin@lab-aids.com) or cell 608.320.1750

Phil Olson is our rep.

970-305-0967



Because learning changes everything.™

**QUOTE PREPARED FOR:**

Wakefield Cmty Sch Dist 60r  
802 HIGHLAND ST  
WAKEFIELD, NE 68784  
ACCOUNT NUMBER: 191280

**SUBSCRIPTION/DIGITAL CONTACT:**

**CONTACT:**

Megan Virgil  
mvirgil@esu1.org  
(402) 287-2012

**SALES REP INFORMATION:**

Phil Olsen  
phil.olsen@mheducation.com  
(970) 305-0967

Section Summary	Value of All Materials	Free Materials	Product Subtotal
Please insert Heading 1	(\$120.90)		
<b>PRODUCT TOTAL*</b>	<b>\$3,771.30</b>	(\$120.90)	<b>\$3,650.40</b>
ESTIMATED S&H**			TBD
ESTIMATED TAX**			TBD
<b>GRAND TOTAL*</b>			<b>\$3,650.40</b>

\* Price firm for 45 days from quote date. Price quote must be attached to school purchase order to receive the quoted price and free materials.

\*\*Shipping and handling charges are not included in the quote total. Actual shipping and handling charges will be applied at time of order. Taxes are not included in the quote total. If applicable, actual tax charges will be applied at time of order.

Comments:

**PLEASE INCLUDE THIS PROPOSAL WITH YOUR PURCHASE ORDER**

**SEND ORDER TO:**

McGraw-Hill Education | PO Box 182605 | Columbus, OH 43218-2605  
Email: orders\_mhe@mheducation.com | Phone: 1-800-338-3987 | Fax: 1-800-953-8691

QUOTE DATE: 05/14/2018

ACCOUNT NAME: Wakefield Cmty Sch Dist 60r

EXPIRATION DATE: 06/28/2018

QUOTE NUMBER: POLSE-05142018-003

ACCOUNT #: 191280

PAGE #: 1



Because learning changes everything.™

Product Description	ISBN	Qty	Unit Price	Free Materials	Line Subtotal
GLENCOE BIOLOGY ESTUDENT EDITION 6 YEAR SUBSCRIPTION	978-0-07-677439-5	45	\$81.12	\$0.00	\$3,650.40
GLENCOE BIOLOGY ETEACHER EDITION 6 YEAR SUBSCRIPTION	978-0-07-677442-5	1	\$120.90	\$120.90	*Free Materials

**PLEASE INCLUDE THIS PROPOSAL WITH YOUR PURCHASE ORDER**

**SEND ORDER TO:**

McGraw-Hill Education | PO Box 182605 | Columbus, OH 43218-2605  
Email: [orders\\_mhe@mheducation.com](mailto:orders_mhe@mheducation.com) | Phone: 1-800-338-3987 | Fax: 1-800-953-8691

QUOTE DATE: 05/14/2018


ACCOUNT NAME: Wakefield Cmty Sch Dist 60r

EXPIRATION DATE: 06/28/2018

QUOTE NUMBER: POLSE-05142018-003

ACCOUNT #: 191280

PAGE #: 2



Because learning changes everything.™

**QUOTE PREPARED FOR:**

Wakefield Cmty Sch Dist 60r  
802 HIGHLAND ST  
WAKEFIELD, NE 68784  
ACCOUNT NUMBER: 191280

**CONTACT:**

Megan Virgil  
mvirgil@esu1.org  
(402) 287-2012

VALUE OF ALL MATERIALS	\$3,771.30
FREE MATERIALS	(\$120.90)
<b>PRODUCT TOTAL*</b>	<b>\$3,650.40</b>
ESTIMATED SHIPPING & HANDLING**	TBD
ESTIMATED TAX**	TBD
<b>GRAND TOTAL</b>	<b>\$3,650.40</b>

**SUBSCRIPTION/DIGITAL CONTACT:**

Comments:

\* Price firm for 45 days from quote date. Price quote must be attached to school purchase order to receive the quoted price and free materials.

\*\*Shipping and handling charges are not included in the quote total. Actual shipping and handling charges will be applied at time of order. Taxes are not included in the quote total. If applicable, actual tax charges will be applied at time of order.

**Terms of Service:**

By placing an order for digital products (the 'Subscribed Materials'), the entity that this price quote has been prepared for ('Subscriber') agrees to be bound by the Terms of Service. Subject to Subscriber's payment of the fees set out above, McGraw-Hill School Education, LLC hereby grants to Subscriber a non-exclusive, non-transferable license to allow only the number of Authorized Users that corresponds to the quantity of Subscribed Materials set forth above to access and use the Subscribed Materials under the terms described in the Terms of Service. The subscription term for the Subscribed Materials shall be as set forth in the Product Description above. If no subscription term is specified, the initial term shall be one (1) year from the date of this price quote (the 'Initial Subscription Term'), and thereafter the Subscriber shall renew for additional one (1) year terms (each a 'Subscription Renewal Term'), provided MHE has chosen to renew the subscription and has sent an invoice for such Subscription Renewal Term to Subscriber.

ATTENTION: In our effort to protect our customer's data, we will no longer store credit card data in any manner within in our system. Therefore, as of April 30, 2016 we will no longer accept credit card orders via email, fax, or mail/package delivery. Credit card orders may be placed over the phone by calling the number listed above or via our websites by visiting [www.mheducation.com](http://www.mheducation.com) (or [www.mhecoast2coast.com](http://www.mhecoast2coast.com)).

School Purchase Order Number: \_\_\_\_\_

\_\_\_\_\_  
Name of School Official (Please Print)

\_\_\_\_\_  
Signature of School Official

**PLEASE INCLUDE THIS PROPOSAL WITH YOUR PURCHASE ORDER**

**SEND ORDER TO:** McGraw-Hill Education | PO Box 182605 | Columbus, OH 43218-2605  
Email: [orders\\_mhe@mheducation.com](mailto:orders_mhe@mheducation.com) | Phone: 1-800-338-3987 | Fax: 1-800-953-8691

QUOTE DATE: 05/14/2018      ACCOUNT NAME: Wakefield Cmty Sch Dist 60r      EXPIRATION DATE: 06/28/2018  
QUOTE NUMBER: POLSE-05142018-003      ACCOUNT #: 191280      PAGE #: 3





