

ESUCC

Regular Meeting

Wednesday, November 19, 2014, 8:30 AM

ESU No. 3 6949 south 110th Street LaVista, NE, 6949 South 110th Street, LaVista, NE 68128

Attendance Taken at 8:30 AM.

Allen ESU 19:	Present
Beatty ESU 16:	Present
Bell ESU 10:	Present
Fisher ESU 04:	Present
Gegg ESU 05:	Present
Jeff West (NE):	Present
Dr Kraig Lofquist:	Present
Mowinkel ESU 08:	Present
Radford ESU 17:	Present
Rena Kehrberg:	Absent
Shoemake ESU 06:	Present
Standish ESU 18:	Present
Tedesco ESU 11:	Present
Uhing ESU 01:	Present
Ted DeTurk (ESU 02):	Present
Dan Schnoes (NE) (ESU 03):	Present
Dr Larianne Polk (ESU 07):	Present
Paul Calvert (ESU 15):	Present

1. ESU Coordinating Council Information

2. Call to Order

3. Roll Call

4. Approval of Minutes

5. Petitions and Communications to the Board

5.1. State Board of Education and Nebraska Department of Education Report

## 5.2. Association of Education Service Agency's Report

### 5.2.1. Lee Warne - AESA

## 6. Executive Reports

### 6.1. Executive Committee Report

#### 6.1.1. ESUCC Overview: Purpose, Support and Structure

##### 6.1.1.1. ESUCC Vision

##### 6.1.1.2. Statewide Definition w/o defined graphics

#### 6.1.2. ESUCC and NCSA Technology Programming and Use Agreement

#### 6.1.3. Executive Director Evaluation

### 6.2. Executive Director Report

### 6.3. Treasurers Report - Finance Committee Recommendations

## 7. Public Comment

## 8. Recommendations from Standing Committees and Project Reports

### 8.1. Finance, Audit, Budget Committee

#### 8.1.1. Approve Claims, Financials Statements, and Assets for Month of September/October

##### 8.1.1.1. Budget Meeting 111214

#### 8.1.2. Approval of November Expenses

#### 8.1.3. Approval of December Claims as approved by Executive Director

#### 8.1.4. Approval for Executive Director to Claim Expenses/Mileage

#### 8.1.5. Audit Update

#### 8.1.6. Safari Contract

#### 8.1.7. NDE Budget Proposal

8.1.8. Fiscal Management Goals (Departmental Carry Over)

8.1.8.1. Coop

8.1.8.2. SRS

8.1.8.3. IMAT

8.1.8.4. LMS

8.2. Technology Committee

8.2.1. LB 497 Hearing

8.2.2. NE eLearning

8.2.3. Safari Montage Support

8.2.4. Approve Statewide LMS Plan

8.2.5. Technology Survey (BrightBytes)

8.2.6. PowerSchool Statewide Model

8.2.7. Statewide Support Model

8.2.8. Approval of Disposal of Inventory

8.2.9. Approval of additional ZOOM licenses/modified package

8.2.10. IlliniCloud Presentation

8.3. Cooperative Purchasing Project

8.3.1. Employment for Coop Director Timeline

8.3.1.1. Job Description for Director of Cooperative Purchasing

8.3.2. ESM Update

8.3.3. Program Updates

8.3.3.1. Annual Buy

8.3.3.1.1. Prior Year Credits

- 8.3.3.2. Year-Round Catalog
- 8.3.3.3. Special Buys
  - 8.3.3.3.1. AEPA
- 8.3.4. Future Efforts
  - 8.3.4.1. Marketing of Services to Other Agencies
  - 8.3.4.2. Need for Other Year Round Catalogs
  - 8.3.4.3. Update on Advisory Committee Goals
- 8.3.5. Policy/Procedures
  - 8.3.5.1. Approve Updates to Procedural Manual
  - 8.3.5.2. Delivery of Procedure Manual to Statewide Stakeholders
- 8.4. PD Leadership Committee
  - 8.4.1. January PDO
    - 8.4.1.1. PD Planning Committee: Higher ED Representation
    - 8.4.1.2. Invitation to Additional Statewide Stakeholders
  - 8.4.2. NMPDS Math Grant
    - 8.4.2.1. Math Champions
- 8.5. Special Education Committee
  - 8.5.1. Steve Milliken, NDE
  - 8.5.2. ESUCC Systems Analyst Timeline
  - 8.5.3. Wade Fruhling - SRS Report
    - 8.5.3.1. SRS Report
    - 8.5.3.2. Project Para
    - 8.5.3.3. ILCD

8.5.3.4. AAP

8.6. Legislative Committee

8.6.1. LB 1103 Hearings

8.6.2. LB 497 Hearing

8.6.3. ESU Levy (JPA-Joint Partnership Agreement)

8.6.3.1. Overview of the Joint Partnership Agreement

8.6.3.2. Overview of Senator Input from ESU 1 & 8 Meeting

8.6.3.3. Development of a Master List of ESU Facility Needs Across the State

8.6.3.3.1. Capital Improvement

8.6.3.3.2. Growth

8.6.3.3.3. New Facilities

8.6.4. NDE Budget Proposal

8.6.5. Blue Cross, Blue Shield

9. New and Miscellaneous Business

9.1. Best Practices Discussion

10. Unfinished Business

10.1. Bylaws & Policy Review

10.2. Strategic Planning Process

11. Public Comment: Recognition of Visitors

12. Executive Session

13. Adjournment

{{Name: Agenda Item Name}}  
{{Discussion: Agenda Item Discussion}}  
{{Comments: Agenda Item Comments}}  
{{Actions: Agenda Item Actions}}

Regular Meeting  
October 09, 2014 8:30 AM  
Country Inn & Suites  
5353 N 27th Street  
Lincoln, NE 68521

**Attendance Taken at 8:29 AM:**

Present Board Members:

Uhing ESU 01  
DeTurk ESU 02  
Schnoes ESU 03  
Fisher ESU 04  
Gegg ESU 05  
Shoemake ESU 06  
Polk ESU 07  
Mowinkel ESU 08  
Lofquist ESU 09  
Bell ESU 10  
Tedesco ESU 11  
West ESU 13  
Calvert ESU 15  
Beatty ESU 16  
Radford ESU 17  
Standish ESU 18  
Allen ESU 19

Updated Attendance:

Lofquist ESU 09 was updated to present at: 8:29 AM

**1. ESU Coordinating Council Information**

**2. Call to Order**

Discussion:

Call to Order at 8:30

Staff: David Ludwig, Deb Hericks

**3. Roll Call**

**4. Approval of Minutes**

**Motion Passed:** Motion to approve the minutes as presented passed with a motion by Uhing ESU 01 and a second by Mowinkel ESU 08 .

Uhing ESU 01            Yes

DeTurk ESU 02	Abstain
Schnoes ESU 03	Yes
Fisher ESU 04	Yes
Gegg ESU 05	Yes
Shoemake ESU 06	Yes
Polk ESU 07	Yes
Mowinkel ESU 08	Yes
Lofquist ESU 09	Absent
Bell ESU 10	Yes
Tedesco ESU 11	Yes
West ESU 13	Yes
Calvert ESU 15	Yes
Beatty ESU 16	Yes
Radford ESU 17	Yes
Standish ESU 18	Yes
Allen ESU 19	Yes

## **5. Petitions and Communications to the Board**

### **5.A. State Board of Education and Nebraska Department of Education Report**

Discussion:

Paul Calvert attended the October meeting. Discussed the new appointments at the state. Unveiling of AQUESTT at NDE. Brian Halstead has been appointed as Deputy Commissioner and March Schultz appointment Assistant Commissioner.

### **5.B. Association of Education Service Agency's Report**

Discussion:

Dr Bell and Dr West attended the Call to Action meeting in Washington DC.

## **6. Executive Reports**

### **6.A. Executive Committee Report**

Discussion:

Board President reviewed the Committee discussions.

#### **6.A.I. Budget Forms filed with APA on September 9, 2014**

Discussion:

Attached is the final APA forms that was filed with Auditors office.

#### **6.A.II. Approve Policy and Procedures - final reading**

**Motion Passed:** Motion to approve the final reading of the updated policies as presented passed with a motion by Beatty ESU 16 and a second by Calvert ESU 15.

Uhing ESU 01	Yes
DeTurk ESU 02	Yes
Schnoes ESU 03	Yes
Fisher ESU 04	Yes
Gegg ESU 05	Yes
Shoemake ESU 06	Yes

Polk ESU 07	Yes
Mowinkel ESU 08	Yes
Lofquist ESU 09	Absent
Bell ESU 10	Yes
Tedesco ESU 11	Yes
West ESU 13	Yes
Calvert ESU 15	Yes
Beatty ESU 16	Yes
Radford ESU 17	Yes
Standish ESU 18	Yes
Allen ESU 19	Yes

Discussion:

No changes made to original document from first reading.

### **6.A.III. Vision**

#### **6.A.III.a. ESUCC**

Discussion:

ESUCC Mission was created in statute. We need to continue to put our mission and the state-wide initiatives out in front of ESU Boards, superintendent.

#### **6.A.III.b. ESU PDO**

Discussion:

January the PDO will finalize the vision of the PDO. Bring forth final vision to ESUCC in March.

### **6.A.IV. Executive Director Evaluation**

Discussion:

Use Matt's prior evaluation to determine goals for Executive Director this year. Main goals for Executive Director will be Budget, Coop, and Statewide efforts. Final copy of evaluation to be filed with Attorney, ESU 17.

### **6.A.V. Review ESUCC Timeline**

Discussion:

Review of time line. Adjustments made to include Executive Director evaluation to time line.

### **6.A.VI. Hearings**

Discussion:

First legislative hearing in Omaha went well.

#### **6.A.VI.a. LB 1103**

Discussion:

David Ludwig, Rob Dixon, Craig Lofquist, Linda Dickeson were in attendance at the hearing in Omaha. Keith Rohwer helped to facilitate a plan to help guide BlendEd through the hearings.

### **6.A.VI.b. LB 497**

Discussion:

Please attend this hearing in conjunction with NASB at the Capitol. There will be a list of talking points available for this hearing.

### **6.A.VII. Coop Review**

#### **6.A.VII.a. Schneider Resignation**

#### **6.B. Executive Director Report**

Discussion:

Report within other committee reports.

### **6.C. Treasurers Report - Finance Committee Recommendations**

**Motion Passed:** Motion to approve the claims, financial statements assets, according to the treasurer's report passed with a motion by Radford ESU 17 and a second by Tedesco ESU 11.

Uhing ESU 01	Yes
DeTurk ESU 02	Yes
Schnoes ESU 03	Yes
Fisher ESU 04	Yes
Gegg ESU 05	Yes
Shoemake ESU 06	Yes
Polk ESU 07	Yes
Mowinkel ESU 08	Yes
Lofquist ESU 09	Yes
Bell ESU 10	Yes
Tedesco ESU 11	Yes
West ESU 13	Yes
Calvert ESU 15	Yes
Beatty ESU 16	Yes
Radford ESU 17	Yes
Standish ESU 18	Yes
Allen ESU 19	Yes

### **7. Public Comment**

Discussion:

No public comment at this time.

### **8. Recommendations from Standing Committees and Project Reports**

#### **8.A. Finance, Audit, Budget Committee**

Discussion:

Committee Chair Radford discuss the Finance, Audit, Budget Committee report.

#### **8.A.I. Approve Claims, Financials Statements, and Assets for Month of August**

Discussion:

Chair of Committee reviewed the August financial reports.

## **8.A.II. Approval of September Expenses**

**Motion Passed:** Motion to approve the expense for the month of September passed with a motion by Radford ESU 17 and a second by Polk ESU 07.

Uhing ESU 01	Yes
DeTurk ESU 02	Yes
Schnoes ESU 03	Yes
Fisher ESU 04	Yes
Gegg ESU 05	Yes
Shoemake ESU 06	Yes
Polk ESU 07	Yes
Mowinkel ESU 08	Yes
Lofquist ESU 09	Yes
Bell ESU 10	Yes
Tedesco ESU 11	Yes
West ESU 13	Yes
Calvert ESU 15	Yes
Beatty ESU 16	Yes
Radford ESU 17	Yes
Standish ESU 18	Yes
Allen ESU 19	Yes

Discussion:

Committee chair reviewed the expenses for the month of September. Executive Director also reviewed the September reports that he reviewed with the Business Manager and Executive Secretary.

## **8.A.III. Budget Forms filed with APA on September 9, 2014**

Discussion:

Budget Forms were submitted to APA on September 9, 2014.

## **8.A.IV. Member Equity**

Discussion:

Committee Chair reviewed the Member Equity report that has not been distributed.

Retain this equity with project to help cover expenses in future. Do not do anything with this equity at this time.

## **8.A.V. Budget Goals**

Discussion:

Committee chair/Executive Director reviewed the budget goals. Need to prioritize goals as there may need to legislative action to complete the goals. Work with NDE to decide funding and support mechanism. Request to increase core allocations (overall and/or higher percent for ESUCC), Dec funding, BlendEd funding all possibilities. Executive Director will work on Medicaid allocation with Commissioner and others. Major themes are communication, staffing, funding. Create and define purposes of financial support within the ESUCC

### **8.A.VI. Audit 2013-2014**

Discussion:

The Auditors will be doing the ESUCC audit in conjunction with the ESU 17 audit.

### **8.B. Technology Committee**

Discussion:

Committee chair reviewed the committee discussions.

#### **8.B.I. LMS State-wide Plan**

Discussion:

Scott Isaacson gave an update. There will be a committee meeting in Lincoln next month. There are about 10 committee members. A decision will be made about how many systems the ESUCC will support.

All systems are either moving to the cloud or they are already there. So, in the future, ESUCC will not be "hosting." Schools will get a catalog of options, and they will have support for those that are listed within the catalog. The standard for any supported system will be "LMS Global" which allows the movement from one system to another.

#### **8.B.I.a. Discussion with Daniel Hanley/BlackBoard regarding the Innovative Classroom**

##### **8.B.I.a.\*. BlackBoard Mobile Learn**

##### **8.B.I.b. Schoology Presentation**

##### **8.B.I.c. Canvas Presentation**

#### **8.B.II. Powerschool**

Discussion:

Brian Gegg shared information about PowerSchool. The information will be "cloud based." ESU 5 currently has numerous schools and they are looking

Pierson charges \$4 dollars per student and \$8K to migrate. ESU 5 has created a sliding scale regarding cost based on number of students.

The current servers can not address certain requirements such as NeSA. Updates to the system keep coming. For example, Powerschool 9 will require all new servers.

The possibility of running the service through "Coop" on a per seat basis was discussed. Specifically, it was hoped that this would save some money (strengths in numbers).

At this time, Powerschool can support Blackboard and Schoology. Conversations with Canvas will be had in the near future.

#### **8.B.III. Technology Survey**

Discussion:

An LMS Survey has been created and distributed. The results from area schools is beneficial.

## **8.B.IV. State-wide Support Model**

### **8.B.IV.a. NOC Meeting**

**Motion Passed:** Recommend the ESUCC authorize staff time and resources to develop and produce a IdM project with a budget and defined project deliverable and ongoing contributions. passed with a motion by Uhing ESU 01 and a second by Bell ESU 10 .

Uhing ESU 01	Yes
DeTurk ESU 02	Yes
Schnoes ESU 03	Yes
Fisher ESU 04	Yes
Gegg ESU 05	Yes
Shoemake ESU 06	Yes
Polk ESU 07	Yes
Mowinkel ESU 08	Yes
Lofquist ESU 09	Yes
Bell ESU 10	Yes
Tedesco ESU 11	Yes
West ESU 13	Yes
Calvert ESU 15	Yes
Beatty ESU 16	Yes
Radford ESU 17	Yes
Standish ESU 18	Yes
Allen ESU 19	Yes

Discussion:

All ESUs tackle numerous areas of "support." The past NOC meeting addressed a more "efficient" way of addressing areas of need. A "team" concept was addressed. The NOC forwarded a motion to start to coordinate a better system. This should move forward in conjunction with the Federated Identity Management system.

Bob Uhing shared that resources have been an issue that have precluded forward motion regarding this issue.

A motion was created to move this issue from the committee to the full ESUCC. It reads:

"Recommend the ESUCC authorize staff time and resources to develop and produce a IdM project with a budget and defined project deliverable and ongoing contributions."

## **8.B.V. BlendEd Learning**

### **8.B.V.a. Single Sign-on**

Discussion:

Scott shared a collective vision for the system. ID Management is the umbrella. Issues such as "new employees" and automatic account creation was discussed. During PDO meetings, a "search" for other professionals was addressed. This would allow the

sharing of information and tools.

Scott also shared information about the ability to integrate with the Data Dashboard system. The current Data Dashboard pilot schools will have access in the next few weeks. This is the beginning of getting other "groups" on the system.

Authenticating users will be on a district by district basis. So, if a school is using Google, the system will be set up to "authenticate" through the Google system.

### **8.B.V.b. Technology (LMS, Safari, Data Dashboard, Digital Textbooks)**

Discussion:

Currently, there are nine (9) school districts participating. They will be able to see "live data" in the near future. Other districts have expressed interest. Dean Folkers is addressing a system to add other "early adopters." Further implementation will be addressed in the future. There have been discussions about how this works with NSSRS, possibly alleviating some of the required reporting.

Safari: EdCast is working. Large EdCasts can only be done around a thousand at a time.

There will be a meeting on October 13th with Safari Montage to talk about contracts. With the state contract, there are certain features available. Some ESUs have purchased additional options.

Scott shared that we should invite the Illinois Group so they can give us an update regarding their project.

### **8.B.V.c. Staff Development**

### **8.B.V.d. Statewide Support**

### **8.B.V.d.\*. LB 1103 Hearing Schedule**

### **8.B.V.d.\*. 497 Hearing on November 19**

### **8.B.V.d.\*. ESUCC/NDE Support**

### **8.B.VI. Reports**

#### **8.B.VI.a. Rhonda Eis**

Discussion:

There is interest in learning more about other Safari Montage features and to obtain statewide pricing for those features that ESUs are interested in adding.

#### **8.B.VI.b. Scott Isaacson**

#### **8.B.VI.c. Gordon Roethemeyer**

### **8.C. Cooperative Purchasing Project**

Discussion:

Committee chair reviewed the committee discussions.

### **8.C.I. Coop Director Update**

#### **8.C.I.a. Kip Schneider Resignation**

Discussion:

Kip Schneider resigned his position as of 103114.

#### **8.C.I.b. Craig Peterson - Interim Coop Director**

**Motion Passed:** Recommend motion to ESUCC approve a contract with ESU 11 to employee Craig Peterson as the interim COOP Director on per hour basis passed with a motion by Calvert ESU 15 and a second by Schnoes ESU 03.

Uhing ESU 01	Yes
DeTurk ESU 02	Yes
Schnoes ESU 03	Yes
Fisher ESU 04	Yes
Gegg ESU 05	Yes
Shoemake ESU 06	Yes
Polk ESU 07	Yes
Mowinkel ESU 08	Yes
Lofquist ESU 09	Yes
Bell ESU 10	Yes
Tedesco ESU 11	Abstain
West ESU 13	Yes
Calvert ESU 15	Yes
Beatty ESU 16	Yes
Radford ESU 17	Yes
Standish ESU 18	Yes
Allen ESU 19	Yes

Discussion:

Committee chair discussed the agreement between ESU 11 and ESUCC, to have Craig Peterson as Interim. Also possibility to use Randy Peck on an as needed basis for some extra help.

#### **8.C.II. Coop Advisory Committee**

Discussion:

Committee chair reviewed the meeting that was held with ESU/School personnel on October 1, 2014. Discussed the Goals that evolved from that meeting. Important to have good PR out to the schools to get their confidence back.

#### **8.C.III. ESM Update**

Discussion:

Discussed meeting to be held between ESUCC and ESM on October 22, 8:30 AM at ESU 3 office.

#### **8.C.IV. Program Updates**

Discussion:

Discussed those vendors who still owe money form FY'14.

#### **8.C.IV.a. Annual Buy**

Discussion:

Discussed the annual buy process. Paper will have separate buy for pallets of paper, if schools need less they will order on annual buy.

#### **8.C.IV.b. Food Buy**

Discussion:

Contracts with Sysco are signed through the 2016-2017

#### **8.C.IV.c. Custodial Buy**

Discussion:

A contract extension has been signed by Amsan/Nogg good through August 31, 2015.

#### **8.C.IV.d. Year-Round Catalog**

Discussion:

Contract states 10 catalogs, so we need clarification on how many catalogs can be entered into the system.

#### **8.C.IV.e. Special Buys**

Discussion:

Discussed the contracts available through the AEPA buys.

#### **8.C.V. Future Efforts**

##### **8.C.V.a. Organizing State-Wide Demand**

##### **8.C.VI. Policy Adoption - Unified Policies & Timeline**

##### **8.C.VI.a. Recommend Approval of Coop Procedural Manual**

**Motion Passed:** Recommend approval of Coop Procedural Manual with recommended verbiage from legal counsel regarding substitutions. passed with a motion by Tedesco ESU 11 and a second by Mowinkel ESU 08 .

Uhing ESU 01	Yes
DeTurk ESU 02	Yes
Schnoes ESU 03	Yes
Fisher ESU 04	Yes
Gegg ESU 05	Yes
Shoemake ESU 06	Yes
Polk ESU 07	Yes
Mowinkel ESU 08	Yes
Lofquist ESU 09	Yes
Bell ESU 10	Yes
Tedesco ESU 11	Yes
West ESU 13	Yes
Calvert ESU 15	Yes

Beatty ESU 16	Yes
Radford ESU 17	Yes
Standish ESU 18	Yes
Allen ESU 19	Abstain

Discussion:

Add verbiage for substitutions for ESUCC to be able to approve substitutions that meet required specs. (Steve Williams to add this verbiage.)

## **8.D. PD Leadership Committee**

### **8.D.I. September PDO Overview**

Discussion:

Committee chair reviewed the committee discussions.

#### **8.D.I.a. ESUCC Mission**

Discussion:

ESUCC Mission was created in statute. Need to promote on regular basis with other Boards.

#### **8.D.I.b. ESUPDO Vision**

Discussion:

Because of suggested revisions from September PDO, committee will work to update and take back to PDO in January.

When do we teach our staff developers to be better teachers of teachers? Teachers have to be better because of evaluation tools but how to we train our people to be better at their jobs. Needs to be focused on current initiatives but we do need to offer good staff development. We need to have more "dynamic" in our staff development. How do we do this in a fiscally responsible way? Possible to have another committee to gather data to establish needs of professional developments.

#### **8.D.I.c. ESUPDO Action Plans**

Discussion:

Reviewed the actions plans that include each affiliates action plan focus.

### **8.D.II. January PDO**

#### **8.D.II.a. Marsha Kish**

#### **8.D.III. Master Service Agreement Timeline**

Discussion:

Need to move up the timeline. Need to change wording on a few areas (indemnification, hold harmless, etc.) of agreement.

### **8.D.IV. NMPDS Grant**

#### **8.D.IV.a. Math Grant Evaluation for 2013-2014**

Discussion:

Discussion was held around the amount of hours required for grant (84) and what outside consultant reports. Executive Director to follow-up with consultant regarding hours.

#### **8.D.IV.b. Math Champions**

#### **8.E. Special Education Committee**

#### **8.E.I. Wade Fruhling - SRS Report**

#### **8.E.I.a. SRS Report**

#### **8.E.I.a.\*. SRS Uploading to Data Dashboard**

#### **8.E.I.b. Project Para**

#### **8.E.I.c. ILCD**

#### **8.E.I.d. AAP**

#### **8.E.II. ESUCC Application Systems Analyst**

Discussion:

The interview committee will take time to find the right person for this position. Need to figure out a back-up plan for this position.

#### **8.E.II.a. Time Line**

#### **8.E.II.a.\*. Applications Received**

#### **8.F. Legislative Committee**

Discussion:

Committee chair reviewed committee discussions.

#### **8.F.I. ESUCC Action Plan**

#### **8.F.II. Distance Ed/BlendEd Funding**

Discussion:

BlendEd met for a planning session in Kearney. Keith Rohwer led the group through the process and came up with talking points for legislative hearings. Try to have people testify at all three hearings and lottery hearing. Can we try to tend BlendEd into the other critical areas (Early Childhood, Incarcerated Youth, etc.) Linda Dickeson, Craig Hicks, Bob Uhing, and David Ludwig met with Senator Sullivan last Friday in her office regarding BlendEd.

#### **8.F.III. ESU Levy Limits (JPA - Joint Partnership Agreement)**

Discussion:

The Executive Director reviewed the memo from Harding & Shultz. Board president gave his overview on his presentation of their projects on JPA/Bonds. ESUs can join other ESUs, not depended on geographical area. ESUs need more than one way to build facilities. Change QCPUF to include ESUs? Change restrictive funds? Compile a master list (from ESUS) of needs (ADA, etc.) Three areas of need: capital improvement, growth, new facilities.

#### **8.F.IV. Budget Goals**

Discussion:

Executive Director reviewed the budget goals he has established. Theme of goals: communication, staffing, and funding. We need to support the Commissioner's lead on his funding prospects. Executive Director will continue to work with Commissioner and keep Committee apprised of changes/needs to help support goals.

#### **8.F.V. Legislative Hearings**

Discussion:

Reviewed the upcoming legislative hearings. Need support from all (ESUs, Supts., schools, parents, etc.)

### **9. New and Miscellaneous Business**

#### **9.A. Best Practices Discussion**

Discussion:

Need better clarification from legal counsel.

### **10. Unfinished Business**

#### **10.A. Bylaws & Policy Review**

Discussion:

Legal counsel will start to work on policies for Coop from procedure manual.

#### **10.B. Strategic Planning Process**

Discussion:

Recess at 9:50 to move over to NDE Collaboration Planning meeting.

Reconvene at 3:18.

### **11. Public Comment: Recognition of Visitors**

Discussion:

No public comment at this time.

### **12. Executive Session**

### **13. Adjournment**

**Motion Passed:** Motion to adjourn meeting at 3:18 passed with a motion by Schnoes ESU 03 and a second by Mowinkel ESU 08 .

Uhing ESU 01	Yes
DeTurk ESU 02	Yes
Schnoes ESU 03	Yes
Fisher ESU 04	Yes
Gegg ESU 05	Yes
Shoemake ESU 06	Yes

Polk ESU 07	Yes
Mowinkel ESU 08	Yes
Lofquist ESU 09	Yes
Bell ESU 10	Yes
Tedesco ESU 11	Yes
West ESU 13	Yes
Calvert ESU 15	Yes
Beatty ESU 16	Yes
Radford ESU 17	Yes
Standish ESU 18	Yes
Allen ESU 19	Yes



## NEBRASKA DEPARTMENT OF EDUCATION

Proposed Board Statement on ESEA Flexibility/Waiver Request  
Reviewed by the Accountability Committee  
11/5/14

The Nebraska State Board of Education continues to identify system investments to support school improvement and ultimately student success. Nebraska education and policy leaders in partnership with the State Board and Nebraska Department of Education have worked for over a decade to develop better standards, assessment, and accountability. Additionally, the State Board developed initiatives in Teacher/Leader Evaluation, Career and College Readiness Standards, data system improvement, and accountability for continuous improvement. Building on this strong foundation, the State Board continues to work to contribute to a "Nebraska" vision for the education system. The State Board believes it important to share this vision in an application for a waiver under NCLB that might better inform the United States Department of Education and Congress in any efforts to reauthorize ESEA.

Nebraska is well positioned to submit an application for a waiver under NCLB based on the following initiatives:

1. Career and College Ready Standards Adoption: Standards aligned with post-secondary institutions in English-Language Arts has already been completed, with Math and Science in various stages of development.
2. Nebraska's next generation accountability model (AQuESTT) is being designed to exceed minimum legislated requirements and focus on quality through investment and support for schools in need of improvement.
3. Nebraska's adoption of a Principal/Teacher evaluation framework in 2011 and the development of a meaningful instructional model consistent with the objectives of the ESEA Flexibility Principles.
4. Nebraska's development of data systems is intended to reduce reporting burden and increase knowledge about student learning, best practices, and enhanced accountability and school improvement efforts.

The State Board believes that there are certain tenets that are not negotiable as defined in Board Policy and recent accountability discussions. However, the Board is encouraged by the increasing willingness of the USDOE to consider state plans that are designed by state level policy makers and local school officials.

The Commissioner and Department of Education staff are leading the development of a waiver under NCLB consistent with Board initiatives, policies, and developing vision.

### Timeline:

December, 2014	Board review of commitment on specific ESEA flexibility conditions
January, 2015	Review of waiver options impacting a draft proposal
February, 2015	Board review of a first draft application for a waiver
March, 2015	Seek input from stakeholders on draft waiver application
April, 2015	Submit initial request for waiver

## **WHAT IS THE VALUE OF BEING AN AESA MEMBER?**

### **Here is what AESA members had to say...**

“Professional development opportunities that enhance my abilities as a CEO and the members of my board and staff.”

- “Access to great conferences specifically for ESAs.”
- “To attend conferences and not have to explain your job because you are with people just like you.”
- “The conferences provide a great learning opportunity for service agencies that can’t be replicated by other groups.”
- “The opportunity to get involved in the council and other AESA activities that help you learn and grow.”

“The opportunity to influence public policy and legislation at the Federal level that directly impacts our local districts.”

- “Information dissemination from the Federal Legislative level to the State level to the Local District Level that leads to local action back to the federal level.”
- “The opportunity to influence public policy and legislation and receive the most current and up to date information that we receive at the Federal Advocacy Conference and the Federal Relations Meeting.”

“The opportunity to develop relationships/partnerships with other ESAs that add services and value to the districts we serve.”

- “The opportunity to connect with vendors or business partners who many not have a normal “footprint” in our part of the country.”
- “The networking and mentoring opportunities available for new staff to better understand their role in an ESC.”
- “The opportunity to exchange ideas, successes, and challenges with individuals who are doing the same wonderful work.”
- “The relationships that are established not only on a personal friendship level, but also on a professional level. When difficult times arise, I know they have my back and are willing to share a variety of innovative solutions that might not have crossed my mind.”
- “Vendor relationships that lead to new products for our schools.”
- “Cross-pollination of knowledge and services from one ESA to another ESA. Sharing of expertise, speakers, trainers, programs, etc. We create a spiral learning mechanism.”

“To realize your ESA is part of a national organization that is much larger with common interests, issues and more resources and solutions.”

- “Knowing that AESA, as a national organization made up of local ESA's, has the capacity through these ESA's to change the educational landscape in this country.”
- “Capacity to partner up with other ESA's and create volume purchases to leverage with vendors.”
- “Partnerships with companies where 'true' partnerships exist that mutually benefit the growth of both organizations... AESA, our ESA, and the business partner.”
- “We are a strong voice of education in America.”
- “We speak for every state and region in the nation.”
- “The opportunity to connect with colleagues around the country to discuss best practices for serving schools and helping students to learn at higher levels.”
- “An opportunity to talk to other ESAs about the future of public education, and how we can lead our schools to that vision.”

## ESUCC & NDE Collaboration

The Educational Service Unit Coordinating Council (ESUCC) was created in 2007 through the passage of LB 603 and officially came into existence by statute on July 1, 2008. The statutory description of and the duties of the ESUCC as described in Nebraska Revised Statute Section 79-1246 includes:

- (1) The Educational Service Unit Coordinating Council shall work toward statewide coordination to provide the most cost-effective services for the students, teachers, and school districts in each educational service unit. The council's duties include, but are not limited to:
  - (a) Preparation of strategic plans to assure the cost-efficient and equitable delivery of services across the state;
  - (b) Administration of statewide initiatives and provision of statewide services; and
  - (c) Coordination of distance education.

As a result of the existence of the ESUCC, the review and revision of Rule 84 (Regulations for the Accreditation of Educational Service Units) was completed through a committee comprised of ESU Administrators and NDE Staff during the 2011-2012 School Year with the effective date of June 23, 2012. Within the revised rule, as defined in section 003.02A1, "The ESU administrator or his or her designee shall participate in two jointly established meetings with representatives of the Department and the ESU Coordinating Council annually to establish the focus and coordination of necessary core services based on priorities and on needs that are identified through the analysis of data." Through this collaborative effort, three focus areas or statewide initiatives to included BlendED Learning, Data, and the Teacher/Principal Evaluation were adopted.

The development and implementation of the three statewide initiatives has been an ongoing collaborative effort of the ESUCC and the NDE through the ESU Professional Development Organization (ESUPDO) comprised of five affiliate groups to include: Staff Development Affiliate (SDA), Technology Assistance Group (TAG), Network Operations Committee (NOC), Instructional Materials affiliate (I-Mat), and the ESU Special Populations Directors (ESPD). Three annual ESUPDO Meetings are scheduled during September, January, and May to develop and implement a collaborative statewide system with NDE to support and implement the initiatives.

Each of the three statewide initiatives are led by the following personnel:

BlendED Learning: Beth Kabes (ESU 7), Linda Dickeson (ESU 18) and Craig Hicks (ESU 13)

Statewide Longitudinal Data System: Marilou Jasnoch (ESU3), Dean Folkers (NDE), Russ Masco (NDE), and Kathy Vetter (NDE)

Teacher/Principal Evaluation: Toby Boss (ESU6) and Donlynn Rice (NDE)

As we continue to move forward with the development and implementation of the statewide initiatives, updates will be provided through ESU's and NDE. We have many tremendous opportunities as we continue to work collaboratively in meeting the needs of students. If you should have any questions, please contact me via email ([dludwig@esuucc.org](mailto:dludwig@esuucc.org)) or one of the chairpersons listed above. Have a great year!

*Nebraska Statewide System*



and



Leading

*17 Educational Service Units*

Serving

*245 Public School Districts*

Employing

*28,000 Teachers*

Educating

*300,000 Students*

**NEBRASKA COUNCIL OF SCHOOL ADMINISTRATORS  
AND  
EDUCATIONAL SERVICE UNIT COORDINATING COUNCIL**

**TECHNOLOGY PROGRAMMING AND USE AGREEMENT**

This Agreement ("Agreement") is made and entered into between the Educational Service Unit Coordinating Council ("ESUCC") and the Nebraska Council of School Administrators ("NCSA"). The parties are referred to collectively as a "Party" or the "Parties."

WHEREAS, the Parties desire to provide excellent programming, training, and resources in the field of technology and digital resources to assist Nebraska's schools, service units, educational entities, educators, and students;

WHEREAS, NCSA has been the entity responsible for assisting various state educators and others in hosting what has commonly been known as the "Google Summit";

WHEREAS, NCSA has accrued a positive balance from the fees charged to attend the Google Summit and has used these funds to pay for expenses of organizers to attend technology-focused national conferences and procure technology devices;

WHEREAS, the Parties desire to clarify and share the responsibilities associated with this statewide programming and continuing education effort in the field of technology and digital resources, including the procurement of certain technology hardware and software for use in educational purposes;

WHEREAS, the Parties agree that NCSA has the experience and resources to plan and coordinate events and that the NCSA is the entity best suited to plan and coordinate events;

WHEREAS, the respective boards of each Party have authorized each Party to approve and enter into this Agreement;

NOW, THEREFORE, in consideration of the mutual covenants contained herein, it is agreed by the parties as follows:

**1. NCSA/ESUCC Technology Committee.** The Parties agree to continue to provide programming and training in the field of technology, digital resources, and education. The Parties agree and hereby mutually declare their intent to work cooperatively to provide this programming and training into the future. To accomplish this objective, the Parties agree to establish the NCSA/ESUCC Technology Committee ("Committee"). The Committee will consist of three (3) representatives from each entity, comprising a Committee of six (6) total members.

**2. Committee Chairperson.** The Committee will be chaired by one member of the Committee for a period lasting one full Term as described in this Agreement. The first Term, beginning January 1, 2015 and lasting through December 31, 2015, will be "Term 1." During odd numbered terms, beginning with Term 1, a representative of NCSA will serve as the Chairperson. During even numbered terms, beginning with Term 2 (January 1, 2016 to December 31, 2016), a representative of ESUCC will serve as the Chairperson. The Chairperson will serve as the meeting organizer, including establishment of the meeting time, location, and agenda. The Chairperson will serve in an organizational capacity and does not have any powers or duties, other than those outlined in this paragraph, in addition to those provided to all Committee members.

**3. Purpose and Powers.** The Committee shall have the following duties, responsibilities, purposes, and powers:

- a. To take any actions and commit resources necessary to provide training and programming in the field of technology, digital resources, and education. This power is intended to be interpreted broadly so as to allow the Committee to adapt its programming and training as it sees fit. The Committee provides overall direction, and the detail planning and coordinating will be handled by the NCSA pursuant to this Agreement;
- b. To authorize the purchase of hardware and software intended to serve the purposes of the Committee and the educational needs of the schools and students in Nebraska. The hardware and software, once purchased, will be used to further the educational missions of the Parties and the Committee;

- c. To solicit and pay for legal advice for matters such as, but not limited to, contract review; and
- d. To exercise any other authority as may be given to the Committee by way of resolution passed by both Parties' boards.

**4. Planning and Coordination of Committee-Sponsored Events.**

While the Parties intend to use the Committee to develop and authorize the expenditure of money to for pay events, training, and technology purchases to serve the educational community in the fields of technology and digital resources, the Parties agree and understand that NCSA will be responsible for planning and coordinating all Committee events. Generally, Committee events will be planned and coordinated like other events hosted by NCSA, using the NCSA Event Coordinator and other NCSA staff members as the NCSA Executive Director sees fit. For example, the Committee may decide to continue what has been known as the "Google Summit," but the planning and coordinating will be the responsibility of the NCSA, including but not limited to, registration, procuring speakers, renting facilities, signing contracts, and physical setup of the event venue. To this end, the Parties agree that NCSA has the authority to sign all contracts necessary to fulfill the approved desires of the Committee. In the event coordination between the Parties is necessary for purposes of planning and coordinating the events, NCSA may consult with the Executive Director of ESUCC or his/her designee. All communications from ESUCC and all of its affiliates, committees, or other persons affiliated with ESUCC shall pass through the ESUCC Executive Director or his/her designee.

**5. NCSA Event Management Fee.** As discussed in the preceding paragraph, NCSA shall be the event management agent for purposes of planning and coordinating all events approved by the Committee. Events include but are not limited to major statewide conferences (*i.e.* the "Google Summit"), local and regional conferences, and events like webinars and telephone conferences. In consideration of NCSA committing its resources and personnel to planning and coordinating all Committee events, NCSA shall receive an "Event Management Fee." For major and statewide conferences, such as the Google Summit or similar events, NCSA shall receive Seven Thousand Five Hundred Dollars (\$7,500) per event. For mid-level and smaller events, the Committee will solicit from NCSA the proposed Event Management Fee, which NCSA will submit based on a reasonable estimate of the level of involvement for planning the

particular event. The Parties agree that NCSA will receive any interest accrued on the Committee Funds in addition to their Event Management Fees.

**6. ESUCC Consultation Fee.** The Parties agree that ESUCC and its committees and affiliates have expertise and qualified persons to provide consultation for Committee events, including persons who are qualified to present on issues of technology and digital resources for educational purposes. While the NCSA plans and coordinates the Committee's events, the Parties recognize the expertise in the fields of technology and education possessed by ESUCC and its members and affiliates. In consideration of this expertise and consultation, ESUCC shall receive a "Consultation Fee." For major and statewide conferences, such as the Google Summit or similar events, ESUCC shall receive Seven Thousand Five Hundred Dollars (\$7,500) per event. For mid-level and smaller events, the Committee will solicit from ESUCC the proposed Consultation Fee, which ESUCC will submit based on a reasonable estimate of its level of involvement in the particular event.

**7. Expenses and Disbursements.** The gross revenue from any event will first be used to pay the actual expenses associated with the event. Then, the Parties shall collect their respective Fees. If an event should suffer a revenue shortfall for purposes of paying the actual expenses or the Fees to the Parties, the Committee Funds will be used to supplement the gross revenues from the event. The Parties agree to give reasonable effort toward the success of each event, but they recognize that payment for their respective efforts is important to the success of the Committee and agree to use the Committee Funds to pay their respective Fees in the event of a revenue shortfall from any of the Committee's events.

**8. Term.** The initial term of this Agreement shall commence on January 1, 2015 and end on December 31, 2015. Each subsequent term will commence on the January 1 following the end of the previous term on December 31.

**9. Renewal and Termination.** This Agreement will automatically renew for another term unless the Parties mutually agree in writing to terminate the Agreement. In the event the Parties do not mutually agree to terminate the Agreement, one Party may terminate it at any time upon providing 180 days' written notice to the other Party.

**10. Finances and Accounts.** The Parties agree that NCSA will maintain the accounts and pay the obligations undertaken by the Committee.

NCSA will account for and maintain a current balance of all funds belonging to and received as part of the operation of this Agreement. For purposes of this Agreement, those funds which exist prior to and including all funds accrued after the effective date of this Agreement will be called the "Committee Funds."

**11. Committee Impasse.** In the event the Committee cannot agree on any particular matter, the Parties agree that the matter will be decided by collaboration between the then-current Executive Director of the NCSA and ESUCC, whose decision shall be binding on the Parties and the Committee. In the event the NCSA and ESUCC Executive Directors cannot agree, this Agreement will terminate and the Committee will dissolve pursuant to the provisions contained herein.

**12. Assignment of Rights.** NCSA assigns to ESUCC all rights and interests it has in any tangible personal property purchased with Committee Funds prior to and at any point after the effective date of this Agreement. ESUCC agrees that the Committee may use the property to serve its functions, and after the property is no longer needed by the Committee, it shall be returned to ESUCC to use at its disposal.

**13. Termination of Agreement and Dissolution of the Committee.** In the event this Agreement is terminated either by mutual consent, notice by one Party, or impasse, the Committee shall dissolve and the NCSA shall assume and pay all Committee-approved but outstanding claims, debts, and commitments of the Committee using the Committee Funds. Any remaining money will become property of the NCSA upon termination. Any other tangible personal property, intellectual property, or other property such as hardware and software purchased by the Committee shall become the property of ESUCC. Nothing in this paragraph prohibits or limits the parties from agreeing in writing to other terms regarding termination, dissolution, or property disbursement.

**14. Manner of Acquiring, Holding, and Disposing of Real and Personal Property.** The Parties do not anticipate a need to acquire, hold, or dispose of real property to accomplish the purposes of this Agreement. The Parties' respective governing boards shall determine the manner of acquiring, holding, or disposing of real property in the event that such a need arises. In no event shall the Committee have the authority to acquire real property on behalf of the Parties. The Committee shall have the authority to acquire and hold any personal property that is needed or required for the implementation of any purpose of this Agreement. The title to all such personal property shall be held in

the name of ESUCC for the benefit of all Parties. ESUCC shall have the authority to dispose of such personal property, provided that (a) any such disposal shall comply with state law, and (b) any funds raised from such sale become Committee Funds.

**15. Governance of Committee Members.** The Committee Members are governed by their respective employment agreements and the policies, practices, and procedures which govern their employment with the respective Party. Serving as a member of the Committee does not guarantee any additional rights to employment or due process with the Committee members' respective employer. The Parties agree that service on the Committee is an assigned duty of the respective employer, and accordingly, any and all actions taken as a member of the Committee are subject to review by the Party which employs the Committee member.

**16. Appointment and Removal of Committee Members.** The representatives of each respective Party serve as Committee Members at the pleasure of the then-current Executive Director of each Party. The Executive Directors may appoint and remove members at will. Removal from the Committee may be done orally or in writing and does not constitute adverse employment action. There is no right to be a Committee member, and there are no process provided before a Committee member can be removed by the Executive Directors.

**17. Liability Insurance; No Indemnification.** Each party is responsible for insuring its respective interests in this Agreement. Each party should obtain and pay for its own liability insurance coverage for participation in this Agreement, to the extent either Party decides that its current insurance coverages do not cover participation in the Agreement. Neither party shall be responsible for indemnifying the other, and each party assumes all risks and responsibilities of complying with the terms of this Agreement.

**18. Notice.** Each Party giving any notice ("Notice") contemplated under this Agreement may give written Notice in any of the following ways: by personal delivery, registered or certified Mail, or electronic mail. However, electronic mail is only sufficient if it is received by the then-current Executive Director for the non-sending Party. Notice sent via mail or personally delivery should be tendered to the following addressees:

ESUCC: ESUCC  
Attn: Executive Director  
6949 South 110th St.  
Omaha, NE 68128

NCSA: NCSA  
Attn: Executive Director  
455 South 11th Street, Suite A  
Lincoln, NE 68508

Notice is effective only if the party giving the Notice has complied with this section.

**19. Outstanding Claims and Debts.** The Parties understand that there are some outstanding claims against the Committee Funds. NCSA is permitted to pay all outstanding claims at its discretion prior to the effective date of this Agreement, including attorney fees accrued in anticipation of and in creating this Agreement. Any tangible personal property in which NCSA acquires a property interest by way of fulfilling these claims is assigned to ESUCC pursuant to this Agreement.

**20. Amendments and Modifications.** The Parties may amend or modify this Agreement only by written agreement signed by the Executive Director of both Parties that identifies itself as an amendment or modification to this Agreement. No other alterations in the terms of this agreement shall be valid or binding.

**21. Severability.** If any provision of this Agreement is determined to be unenforceable, the remaining provisions of this Agreement remain in full force, if the essential terms and conditions of this Agreement for each party remain enforceable.


**22. Counterparts.** The Parties may execute this Agreement in multiple counterparts, each of which constitutes an original, and all of which, collectively, constitute only one Agreement. The signatures of all of the Parties need not appear on the same counterpart, and delivery of an executed counterpart signature page by facsimile or other electronic means is as effective as executing and delivering this Agreement in the presence of the other Parties to this Agreement. This Agreement is effective upon delivery of one executed

counterpart from each party to the other party. In proving this Agreement, a party must produce or account only for the executed counterpart of the party to be charged.

**23. Assignment.** The Parties shall not assign or otherwise dispose of this Agreement or any duty, right, or responsibility contemplated in this Agreement to any other person or entity without the previous written consent of the other party.

**24. Entire Agreement.** The Agreement is the complete and exclusive expression of the Parties' agreement on the matters contained in this Agreement. All prior and contemporaneous negotiations and agreements between the Parties on the matters contained in this Agreement are expressly merged into and superseded by this Agreement.

**EDUCATIONAL SERVICE UNIT COORDINATING COUNCIL**

  
\_\_\_\_\_  
Executive Director, duly authorized by the  
ESUCC

Date: November 11, 2014

**NEBRASKA COUNCIL OF SCHOOL ADMINISTRATORS**

  
\_\_\_\_\_  
Executive Director, duly authorized by the  
NCSA Executive Board

Date: November 12, 2014

## **ESUCC Lines of Communication**

### **Procedures for Submitting Statewide Proposals**

**Revised Draft: July 30, 2014**

Principle: to allow sufficient time for broad input, careful consideration and multiple levels of approval for new proposals before statewide initiatives are enacted. A proposal may be tabled/dropped at any step prior to final ESUCC board approval.

1. Any affiliate or advisory group having a recommendation for statewide action should consider the effects, side-effects, advantages and disadvantages.
2. The affiliate or advisory group(s) should discuss the recommendation and decide if further action is needed.
3. If the affiliate or advisory group chooses to advance the recommendation, a vote should be taken in the course of a scheduled meeting and be reflected in the affiliate group's minutes.
4. The initiator should draft a written proposal and supporting documents (see below) and choose one or more of the ESUPDO affiliate groups to present and discuss the idea.
5. Once a proposal has obtained approval of the affiliate group(s), the chair or liaison of the affiliate should submit the proposal to the ESUCC Executive Director for discussion and action.
  - a. Agencies outside the ESU system may discuss proposals with the ESUCC Executive Director. In those cases, the Executive Director will gather input from an affiliate or advisory group (separate path for input)
6. The Executive Director will offer feedback to the affiliate group(s) submitting the proposal and may choose to assign it to (an) ESUCC standing committee(s) for further action.
7. The Executive Director and affiliate group liaison will present the proposal and supporting documents to the ESUCC standing committee and to each ESU administrator for local and collective discussion and possible action by the committee.
8. If the standing committee chooses to advance the proposal, it will offer an information item for the ESUCC board meeting.
9. The ESUCC board will discuss and consider the proposal at a minimum of two meetings, first as an information item for discussion and the second or subsequent as an action item.
10. The ESUCC board may take action to approve the proposal.
11. The Executive Director will work with the affiliate liaison, proposal sponsor and appropriate team members to implement the approved action or project.

If there is a declared emergency, the ESUCC board may choose to take action more quickly. It is the intent that sponsors of any statewide proposal make every effort to plan ahead, avoiding emergency or deadline situations whenever possible.

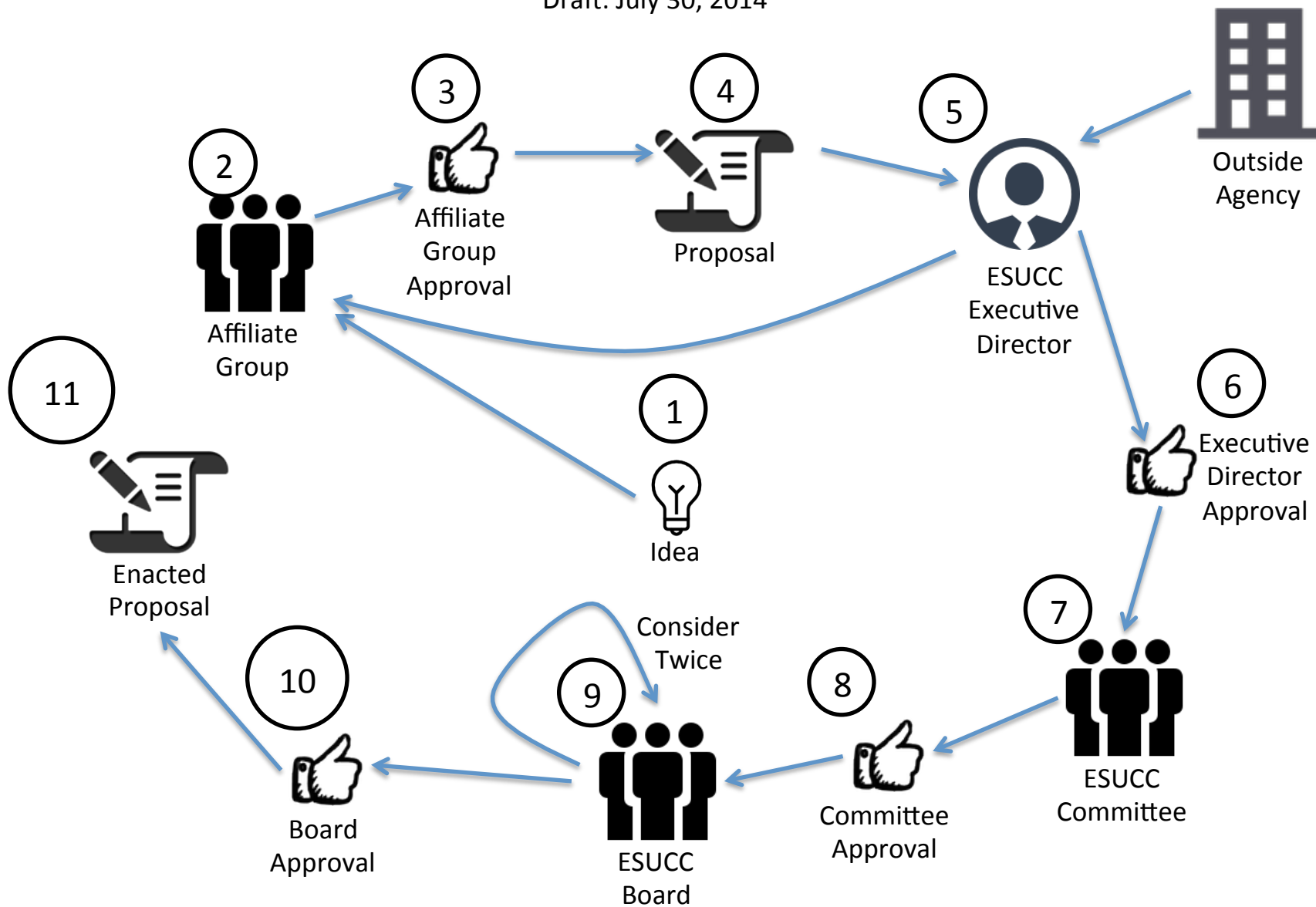
#### **Written Proposal Items:**

Name of Group submitting the proposal  
Proposal

Connection to Statewide Initiatives, Research, Data & Needs  
Indication of Statewide Impact  
Plan & Steps/Timeline for Statewide implementation  
Funding sources for the proposal  
Plans for Sustainability

# ESUCC Board Action / Statewide Proposal Protocol

Draft: July 30, 2014



**Checking Account Summary: October 2014**

	<u>Beginning Balance</u>	<u>Receipts</u>	<u>Disbursements</u>	<u>Ending Balance</u>
<b>Beginning Balance:</b>	<b><u>\$1,243,861.86</u></b>			
ESUCC Admin.	\$188,988.34	\$9.38	(\$31,149.81)	\$157,847.91
COOP	\$579,738.19	\$70,234.88	(\$56,499.16)	\$593,473.91
DEC	\$83,225.12	\$295,553.52	(\$50,654.80)	\$328,123.84
IMAT	\$42,860.24	\$28,871.23	(\$8,044.44)	\$63,687.03
MEL	(\$155,621.74)	\$51,891.00	(\$26,117.55)	(\$129,848.29)
SRS	\$253,461.31	\$21,903.75	(\$41,165.42)	\$234,199.64
PDO	\$1,650.57	\$44,807.00	(\$99,298.82)	(\$52,841.25)
ESUCC Reserve	\$250,000.00			\$250,000.00
<b>Ending Balance:</b>				<b><u>\$1,444,642.79</u></b>

**Fiscal Year Summary (beginning with zero balance as of Sept. 1st)**

	<u>End of Prev Month</u>	<u>October Receipts</u>	<u>October Disbursements</u>	<u>FY Balance To Date</u>
ESUCC Admin.	\$275,211.56	\$9.38	(\$31,149.81)	\$244,071.13
COOP	\$110,873.81	\$70,234.88	(\$56,499.16)	\$124,609.53
DEC	\$0.00	\$295,553.52	(\$50,654.80)	\$244,898.72
IMAT	\$0.00	\$28,871.23	(\$8,044.44)	\$20,826.79
MEL	\$3,008.00	\$51,891.00	(\$26,117.55)	\$28,781.45
SRS	\$0.00	\$21,903.75	(\$41,165.42)	(\$19,261.67)
PDO	\$126,679.91	\$44,807.00	(\$99,298.82)	\$72,188.09

**Outstanding Receipts**

<b>ESUCC Admin.</b>	<b>\$0.00</b>
<b>COOP</b>	<b>\$150,589.38</b>
2013-2014 Coop Annual Buy	\$144,935.93
World Book, Billed 9/18/14	\$5,653.45
<b>DEC</b>	<b>\$405.71</b>
Zoom Licenses, Billed 9/17/14	\$405.71
<b>IMAT</b>	<b>\$0.00</b>
<b>LMS</b>	<b>\$67,375.00</b>
Angel/Blackboard, Billed 9/17/14	\$67,375.00
<b>SRS</b>	<b>\$0.00</b>
<b>PDO</b>	<b>\$28,545.00</b>
PDO Onsite Registration Fees	\$120.00
NWEA, Billed 9/25/14	\$8,200.00
Crisis Training	\$20,225.00
<b>Total:</b>	<b>\$246,915.09</b>

**Checking Account Summary: September 2014**

	<u>Beginning Balance</u>	<u>Receipts</u>	<u>Disbursements</u>	<u>Ending Balance</u>
<b>Beginning Balance:</b>	<b><u>\$728,528.75</u></b>			
ESUCC Admin.	<i>(\$86,223.22)</i>	\$275,236.56	<i>(\$25.00)</i>	\$188,988.34
COOP	\$468,864.38	\$110,433.64	\$0.00	\$579,298.02
DEC	\$83,225.12	\$0.00	\$0.00	\$83,225.12
IMAT	\$42,860.24	\$0.00	\$0.00	\$42,860.24
MEL	<i>(\$158,629.74)</i>	\$3,008.00	\$0.00	<i>(\$155,621.74)</i>
SRS	\$253,461.31	\$0.00	\$0.00	\$253,461.31
PDO	<i>(\$125,029.34)</i>	\$126,679.91	\$0.00	\$1,650.57
ESUCC Reserve	\$250,000.00			\$250,000.00
<b>Ending Balance:</b>				<b><u>\$1,243,861.86</u></b>

**Outstanding Receipts**

<b>ESUCC Admin.</b>	<b>\$0.00</b>
<b>COOP</b>	<b>\$180,090.58</b>
2013-2014 Coop Annual Buy	\$157,970.68
World Book, Billed 9/18/14	\$22,119.90
<b>DEC</b>	<b>\$5,594.23</b>
Zoom Licenses, Billed 9/17/14	\$5,594.23
<b>IMAT</b>	<b>\$28,871.23</b>
ESU 3, Safari Montage, Billed 7/23/13	\$28,871.23
<b>LMS</b>	<b>\$51,473.00</b>
Angel/Blackboard, Billed 9/17/14	\$51,473.00
<b>SRS</b>	<b>\$0.00</b>
<b>PDO</b>	<b>\$48,120.00</b>
PDO Onsite Registration Fees	\$120.00
NWEA, Billed 9/25/14	\$48,000.00
<b>Total:</b>	<b>\$314,149.04</b>

SUNGARD PENTAMATION  
 DATE: 11/10/2014  
 TIME: 08:21:51

ESU COORDINATING COUNCIL  
 PRINT CONSOLIDATED BALANCE SHEET

PAGE NUMBER: 1  
 STATMN71

SELECTION CRITERIA: ALL  
 ACCOUNTING PERIOD: 2/15

ACCOUNT - - - - -	TITLE - - - - -	DEBITS	CREDITS
09000	CASH	1,444,642.79	.00
TOTAL CASH		1,444,642.79	.00
09296	PRE-PAID POSTAGE	31.38	.00
TOTAL PRE-PAID POSTAGE		31.38	.00
TOTAL ASSETS		1,444,674.17	.00
09401	ACCOUNTS PAYABLE	.00	7.00
TOTAL ACCOUNTS PAYABLE		.00	7.00
TOTAL LIABILITIES		.00	7.00
TOTAL REV CONT		.00	1,029,062.04
TOTAL EXP CONT		313,279.96	.00
TOTAL RES FOR ENC		.00	5,640.00
TOTAL ENC CONT		5,640.00	.00
TOTAL REV BUD CONTL		5,528,414.00	.00
TOTAL EXP BUD CONT		.00	5,528,414.00
TOTAL FUND BALANCE		.00	728,885.09
TOTAL EQUITIES		5,847,333.96	7,292,001.13
TOTAL REPORT		7,292,008.13	7,292,008.13

6310 0300 0 RP 01 0000140 20141101 NNNNNN 01 000140

NEBRASKA EDUCATIONAL SERVICE  
 UNIT COORDINATING COUNCIL  
 DBA COOPERATIVE PURCHASING  
 1292 E 4TH ST  
 AINSWORTH NE 69210-1225



11-03-2014 RCVD

Union Bank & Trust Company  
 238 East 4th Street  
 Ainsworth NE 69210  
 402-387-1350

Add security to your business account with e-Statements. Business e-statements can reduce your risk of fraud, through the mail or from paper left unattended in an office. Best of all, they are free! Contact Treasury Management at 402.323.1557 to get started.

BASIC BUSINESS ACCOUNT 20611699

DESCRIPTION	DEBITS	CREDITS	DATE	BALANCE
BALANCE LAST STATEMENT .....			09/30/14	50,384.77
DEPOSIT		838.75	10/02/14	51,223.52
DEPOSIT		2,387.24	10/03/14	53,610.76
NPAIT Transfer	1,000.00		10/03/14	52,610.76
NPAIT Transfer	2,000.00		10/06/14	50,610.76
DEPOSIT		56.10	10/08/14	50,666.86
DEPOSIT		1,720.00	10/10/14	52,386.86
CHECK # 12487	82,615.74		10/10/14	30,228.88-
DEPOSIT		6,234.77	10/14/14	23,994.11-
NPAIT Transfer		81,000.00	10/14/14	57,005.89
CHECK # 12520	2,198.00		10/14/14	54,807.89
DEPOSIT		2,689.19	10/15/14	57,497.08
NPAIT Transfer	4,000.00		10/15/14	53,497.08
CHECK # 12508	77.74		10/15/14	53,419.34
CHECK # 12504	83.00		10/15/14	53,336.34
CHECK # 12474	125.98		10/15/14	53,210.36
CHECK # 12476	134.40		10/15/14	53,075.96
CHECK # 12507	175.00		10/15/14	52,900.96
CHECK # 12496	176.24		10/15/14	52,724.72
CHECK # 12511	188.72		10/15/14	52,536.00
CHECK # 12478	280.00		10/15/14	52,256.00
CHECK # 12490	322.52		10/15/14	51,933.48
CHECK # 12503	849.10		10/15/14	51,084.38
CHECK # 12514	2,205.02		10/15/14	48,879.36



Account Number: 20611699

Statement Date: 10/31/2014



NEBRASKA EDUCATIONAL SERVICE  
UNIT COORDINATING COUNCIL  
DBA COOPERATIVE PURCHASING

---

 BASIC BUSINESS ACCOUNT 20611699
 

---

DESCRIPTION	DEBITS	CREDITS	DATE	BALANCE
CHECK # 12492	3,801.74		10/15/14	45,077.62
CHECK # 12498	5,334.45		10/15/14	39,743.17
CHECK # 12464	6,900.00		10/15/14	32,843.17
CHECK # 12467	9,479.00		10/15/14	23,364.17
CHECK # 12465	15,564.45		10/15/14	7,799.72
CHECK # 12502	50,500.00		10/15/14	42,700.28-
DEPOSIT		4,358.50	10/16/14	38,341.78-
DEPOSIT		25,153.77	10/16/14	13,188.01-
NPAIT Transfer		93,000.00	10/16/14	79,811.99
CHECK # 12494	39.72		10/16/14	79,772.27
CHECK # 12473	159.95		10/16/14	79,612.32
CHECK # 12510	362.32		10/16/14	79,250.00
CHECK # 12495	415.59		10/16/14	78,834.41
CHECK # 12485	450.00		10/16/14	78,384.41
CHECK # 12522	485.12		10/16/14	77,899.29
CHECK # 12463	775.00		10/16/14	77,124.29
CHECK # 12497	1,275.50		10/16/14	75,848.79
CHECK # 12493	1,550.00		10/16/14	74,298.79
CHECK # 12509	1,704.22		10/16/14	72,594.57
CHECK # 12489	3,000.00		10/16/14	69,594.57
CHECK # 12521	16,068.11		10/16/14	53,526.46
DEPOSIT		5,549.13	10/17/14	59,075.59
SYSCO RESOURCE S PAYMENT		334.12	10/17/14	59,409.71
NPAIT Transfer	3,000.00		10/17/14	56,409.71
CHECK # 12506	166.00		10/17/14	56,243.71
CHECK # 12468	200.00		10/17/14	56,043.71
CHECK # 12483	280.00		10/17/14	55,763.71
CHECK # 12475	317.40		10/17/14	55,446.31
CHECK # 12512	421.09		10/17/14	55,025.22
CHECK # 12516	1,093.50		10/17/14	53,931.72
CHECK # 12491	1,957.48		10/17/14	51,974.24
CHECK # 12525	2,474.45		10/17/14	49,499.79
CHECK # 12526	3,227.95		10/17/14	46,271.84
CHECK # 12515	4,644.83		10/17/14	41,627.01
CHECK # 12488	6,426.02		10/17/14	35,200.99
CHECK # 12524	9,297.75		10/17/14	25,903.24
CHECK # 12527	10,332.30		10/17/14	15,570.94
DEPOSIT		12,251.97	10/20/14	27,822.91
NPAIT Transfer		35,000.00	10/20/14	62,822.91
STATE OF NE ST PAYMENT 262415220		21,903.75	10/20/14	84,726.66

\*\*\* CONTINUED \*\*\*



NEBRASKA EDUCATIONAL SERVICE  
 UNIT COORDINATING COUNCIL  
 DBA COOPERATIVE PURCHASING

BASIC BUSINESS ACCOUNT 20611699

DESCRIPTION	DEBITS	CREDITS	DATE	BALANCE
CHECK # 12486	5,964.00		10/20/14	78,762.66
CHECK # 12501	9,479.60		10/20/14	69,283.06
DEPOSIT		82.50	10/21/14	69,365.56
NPAIT Sweep Purchase	19,000.00		10/21/14	50,365.56
CHECK # 12518	560.00		10/21/14	49,805.56
CHECK # 12499	800.00		10/21/14	49,005.56
CHECK # 12481	1,010.00		10/21/14	47,995.56
CHECK # 12466	25,000.00		10/21/14	22,995.56
DEPOSIT		3,710.21	10/22/14	26,705.77
NPAIT Sweep Redemption		28,000.00	10/22/14	54,705.77
CHECK # 12471	83.00		10/22/14	54,622.77
CHECK # 12479	840.00		10/22/14	53,782.77
DEPOSIT		42,420.47	10/23/14	96,203.24
NPAIT Sweep Purchase	3,000.00		10/23/14	93,203.24
NPAIT Sweep Purchase	43,000.00		10/24/14	50,203.24
CHECK # 12477	16.02		10/24/14	50,187.22
CHECK # 12472	83.00		10/24/14	50,104.22
CHECK # 12505	93.00		10/24/14	50,011.22
CHECK # 12439	310.00		10/24/14	49,701.22
CHECK # 12517	1,840.00		10/24/14	47,861.22
CHECK # 12500	6,000.00		10/24/14	41,861.22
NPAIT Sweep Redemption		9,000.00	10/27/14	50,861.22
DEPOSIT		71,157.76	10/27/14	122,018.98
CHECK # 12470	382.85		10/27/14	121,636.13
CHECK # 12482	450.00		10/27/14	121,186.13
DEPOSIT		1,122.55	10/28/14	122,308.68
NPAIT Sweep Purchase	71,000.00		10/28/14	51,308.68
DEPOSIT		14,167.60	10/29/14	65,476.28
NPAIT Sweep Purchase	1,000.00		10/29/14	64,476.28
PAYMENT FOR AMZ STORECARD 738665254	544.00		10/29/14	63,932.28
CHECK # 12480	490.00		10/29/14	63,442.28
NPAIT Sweep Purchase	13,000.00		10/30/14	50,442.28
STATE OF NE ST PAYMENT 262415220		290,365.00	10/31/14	340,807.28
CHECK # 12469	189.46		10/31/14	340,617.82
CHECK # 12484	450.00		10/31/14	340,167.82
BALANCE THIS STATEMENT .....			10/31/14	340,167.82
TOTAL CREDITS (24)	752,503.38	MINIMUM BALANCE		42,700.28-
TOTAL DEBITS (74)	462,720.33	AVG AVAILABLE BALANCE		45,448.90
		AVERAGE BALANCE		51,885.11





NEBRASKA EDUCATIONAL SERVICE  
 UNIT COORDINATING COUNCIL  
 DBA COOPERATIVE PURCHASING

YOUR CHECKS SEQUENCED

DATE...	CHECK #.....	AMOUNT	DATE...	CHECK #.....	AMOUNT	DATE...	CHECK #.....	AMOUNT
10/24	12439*	310.00	10/17	12483	280.00	10/15	12504	83.00
10/16	12463	775.00	10/31	12484	450.00	10/24	12505	93.00
10/15	12464	6,900.00	10/16	12485	450.00	10/17	12506	166.00
10/15	12465	15,564.45	10/20	12486	5,964.00	10/15	12507	175.00
10/21	12466	25,000.00	10/10	12487	82,615.74	10/15	12508	77.74
10/15	12467	9,479.00	10/17	12488	6,426.02	10/16	12509	1,704.22
10/17	12468	200.00	10/16	12489	3,000.00	10/16	12510	362.32
10/31	12469	189.46	10/15	12490	322.52	10/15	12511	188.72
10/27	12470	382.85	10/17	12491	1,957.48	10/17	12512*	421.09
10/22	12471	83.00	10/15	12492	3,801.74	10/15	12514	2,205.02
10/24	12472	83.00	10/16	12493	1,550.00	10/17	12515	4,644.83
10/16	12473	159.95	10/16	12494	39.72	10/17	12516	1,093.50
10/15	12474	125.98	10/16	12495	415.59	10/24	12517	1,840.00
10/17	12475	317.40	10/15	12496	176.24	10/21	12518*	560.00
10/15	12476	134.40	10/16	12497	1,275.50	10/14	12520	2,198.00
10/24	12477	16.02	10/15	12498	5,334.45	10/16	12521	16,068.11
10/15	12478	280.00	10/21	12499	800.00	10/16	12522*	485.12
10/22	12479	840.00	10/24	12500	6,000.00	10/17	12524	9,297.75
10/29	12480	490.00	10/20	12501	9,479.60	10/17	12525	2,474.45
10/21	12481	1,010.00	10/15	12502	50,500.00	10/17	12526	3,227.95
10/27	12482	450.00	10/15	12503	849.10	10/17	12527	10,332.30

(\*) INDICATES A GAP IN CHECK NUMBER SEQUENCE



0321 RECEIPT CHECKING ACCOUNT DEPOSIT  
**UNION BANK & TRUST COMPANY**  
 DATE: Oct 2, 2014  
 THIS DEPOSIT MADE IN ACCORDANCE WITH CONTRACT OR AGREEMENT CARD AND RULES OF THIS BANK.  
 DEPOSIT TO THE ACCOUNT OF:  
 NAME: Esti Cordoba-Carril  
 ACCOUNT NUMBER: 206 116 99  
 TOTAL DEPOSIT: \$ 838.75  
 1049107954 009

CURRENCY	AMOUNT	DATE
CASH	838.75	
CHECKS		
OTHER		
TOTAL	838.75	

10/02/2014 \$838.75 0

0321 RECEIPT CHECKING ACCOUNT DEPOSIT  
**UNION BANK & TRUST COMPANY**  
 DATE: Oct 2, 2014  
 THIS DEPOSIT MADE IN ACCORDANCE WITH CONTRACT OR AGREEMENT CARD AND RULES OF THIS BANK.  
 DEPOSIT TO THE ACCOUNT OF:  
 NAME: Esti Cordoba-Carril  
 ACCOUNT NUMBER: 206 116 99  
 TOTAL DEPOSIT: \$ 838.75  
 1049107954 009

10/02/2014 \$838.75 0

0321 RECEIPT CHECKING ACCOUNT DEPOSIT  
**UNION BANK & TRUST COMPANY**  
 DATE: Oct 3, 2014  
 THIS DEPOSIT MADE IN ACCORDANCE WITH CONTRACT OR AGREEMENT CARD AND RULES OF THIS BANK.  
 DEPOSIT TO THE ACCOUNT OF:  
 NAME: Esti Cordoba-Carril  
 ACCOUNT NUMBER: 206 116 99  
 TOTAL DEPOSIT: \$ 2,387.24  
 1049107954 009

CURRENCY	AMOUNT	DATE
CASH	2387.24	
CHECKS		
OTHER		
TOTAL	2387.24	

10/03/2014 \$2,387.24 0

0321 RECEIPT CHECKING ACCOUNT DEPOSIT  
**UNION BANK & TRUST COMPANY**  
 DATE: Oct 3, 2014  
 THIS DEPOSIT MADE IN ACCORDANCE WITH CONTRACT OR AGREEMENT CARD AND RULES OF THIS BANK.  
 DEPOSIT TO THE ACCOUNT OF:  
 NAME: Esti Cordoba-Carril  
 ACCOUNT NUMBER: 206 116 99  
 TOTAL DEPOSIT: \$ 2,387.24  
 1049107954 009

10/03/2014 \$2,387.24 0

0321 RECEIPT CHECKING ACCOUNT DEPOSIT  
**UNION BANK & TRUST COMPANY**  
 DATE: Oct 8, 2014  
 THIS DEPOSIT MADE IN ACCORDANCE WITH CONTRACT OR AGREEMENT CARD AND RULES OF THIS BANK.  
 DEPOSIT TO THE ACCOUNT OF:  
 NAME: Esti Cordoba-Carril  
 ACCOUNT NUMBER: 206 116 99  
 TOTAL DEPOSIT: \$ 56.10  
 1049107954 009

CURRENCY	AMOUNT	DATE
CASH	56.10	
CHECKS		
OTHER		
TOTAL	56.10	

10/08/2014 \$56.10 0

0321 RECEIPT CHECKING ACCOUNT DEPOSIT  
**UNION BANK & TRUST COMPANY**  
 DATE: Oct 8, 2014  
 THIS DEPOSIT MADE IN ACCORDANCE WITH CONTRACT OR AGREEMENT CARD AND RULES OF THIS BANK.  
 DEPOSIT TO THE ACCOUNT OF:  
 NAME: Esti Cordoba-Carril  
 ACCOUNT NUMBER: 206 116 99  
 TOTAL DEPOSIT: \$ 56.10  
 1049107954 009

10/08/2014 \$56.10 0

0321 RECEIPT CHECKING ACCOUNT DEPOSIT  
**UNION BANK & TRUST COMPANY**  
 DATE: Oct 10, 2014  
 THIS DEPOSIT MADE IN ACCORDANCE WITH CONTRACT OR AGREEMENT CARD AND RULES OF THIS BANK.  
 DEPOSIT TO THE ACCOUNT OF:  
 NAME: Esti Cordoba-Carril  
 ACCOUNT NUMBER: 206 116 99  
 TOTAL DEPOSIT: \$ 1,720.00  
 1049107954 009

CURRENCY	AMOUNT	DATE
CASH	1720.00	
CHECKS		
OTHER		
TOTAL	1720.00	

10/10/2014 \$1,720.00 0

0321 RECEIPT CHECKING ACCOUNT DEPOSIT  
**UNION BANK & TRUST COMPANY**  
 DATE: Oct 10, 2014  
 THIS DEPOSIT MADE IN ACCORDANCE WITH CONTRACT OR AGREEMENT CARD AND RULES OF THIS BANK.  
 DEPOSIT TO THE ACCOUNT OF:  
 NAME: Esti Cordoba-Carril  
 ACCOUNT NUMBER: 206 116 99  
 TOTAL DEPOSIT: \$ 1,720.00  
 1049107954 009

10/10/2014 \$1,720.00 0

0321 RECEIPT CHECKING ACCOUNT DEPOSIT  
**UNION BANK & TRUST COMPANY**  
 DATE: Oct 14, 2014  
 THIS DEPOSIT MADE IN ACCORDANCE WITH CONTRACT OR AGREEMENT CARD AND RULES OF THIS BANK.  
 DEPOSIT TO THE ACCOUNT OF:  
 NAME: Esti Cordoba-Carril  
 ACCOUNT NUMBER: 206 116 99  
 TOTAL DEPOSIT: \$ 6,234.77  
 1049107954 009

CURRENCY	AMOUNT	DATE
CASH	6234.77	
CHECKS		
OTHER		
TOTAL	6234.77	

10/14/2014 \$6,234.77 0

0321 RECEIPT CHECKING ACCOUNT DEPOSIT  
**UNION BANK & TRUST COMPANY**  
 DATE: Oct 14, 2014  
 THIS DEPOSIT MADE IN ACCORDANCE WITH CONTRACT OR AGREEMENT CARD AND RULES OF THIS BANK.  
 DEPOSIT TO THE ACCOUNT OF:  
 NAME: Esti Cordoba-Carril  
 ACCOUNT NUMBER: 206 116 99  
 TOTAL DEPOSIT: \$ 6,234.77  
 1049107954 009

10/14/2014 \$6,234.77 0

0321 RECEIPT CHECKING ACCOUNT DEPOSIT  
**UNION BANK & TRUST COMPANY**  
 DATE: Oct 15, 2014  
 THIS DEPOSIT MADE IN ACCORDANCE WITH CONTRACT OR AGREEMENT CARD AND RULES OF THIS BANK.  
 DEPOSIT TO THE ACCOUNT OF:  
 NAME: Esti Cordoba-Carril  
 ACCOUNT NUMBER: 206 116 99  
 TOTAL DEPOSIT: \$ 2,689.19  
 1049107954 009

CURRENCY	AMOUNT	DATE
CASH	2689.19	
CHECKS		
OTHER		
TOTAL	2689.19	

10/15/2014 \$2,689.19 0

0321 RECEIPT CHECKING ACCOUNT DEPOSIT  
**UNION BANK & TRUST COMPANY**  
 DATE: Oct 15, 2014  
 THIS DEPOSIT MADE IN ACCORDANCE WITH CONTRACT OR AGREEMENT CARD AND RULES OF THIS BANK.  
 DEPOSIT TO THE ACCOUNT OF:  
 NAME: Esti Cordoba-Carril  
 ACCOUNT NUMBER: 206 116 99  
 TOTAL DEPOSIT: \$ 2,689.19  
 1049107954 009

10/15/2014 \$2,689.19 0



CLASS: CHECKING ACCOUNT DEPOSIT  
**UNION BANK & TRUST COMPANY**  
 DATE: Oct 23, 2014  
 THIS DEPOSIT MADE IN ACCORDANCE WITH CONTRACT ON SIGNATURE CARD AND RULES OF THE BANK.  
 DEPOSIT TO THE ACCOUNT OF:  
 NAME: Eda Carlsby Carol  
 ACCOUNT NUMBER: 206 116 99  
 TOTAL DEPOSIT: \$ 42420.47  
 1049107950 009

10/23/2014 \$42,420.47 0

UNION BANK & TRUST COMPANY  
 1049107950 009

10/23/2014 \$42,420.47 0

CLASS: CHECKING ACCOUNT DEPOSIT  
**UNION BANK & TRUST COMPANY**  
 DATE: Oct 27, 2014  
 THIS DEPOSIT MADE IN ACCORDANCE WITH CONTRACT ON SIGNATURE CARD AND RULES OF THE BANK.  
 DEPOSIT TO THE ACCOUNT OF:  
 NAME: Eda Carlsby Carol  
 ACCOUNT NUMBER: 206 116 99  
 TOTAL DEPOSIT: \$ 71157.76  
 1049107950 009

10/27/2014 \$71,157.76 0

UNION BANK & TRUST COMPANY  
 1049107950 009

10/27/2014 \$71,157.76 0

CLASS: CHECKING ACCOUNT DEPOSIT  
**UNION BANK & TRUST COMPANY**  
 DATE: Oct 28, 2014  
 THIS DEPOSIT MADE IN ACCORDANCE WITH CONTRACT ON SIGNATURE CARD AND RULES OF THE BANK.  
 DEPOSIT TO THE ACCOUNT OF:  
 NAME: Eda Carlsby Carol  
 ACCOUNT NUMBER: 206 116 99  
 TOTAL DEPOSIT: \$ 1122.55  
 1049107950 009

10/28/2014 \$1,122.55 0

TransID=10/28/14 Inst=UNION BANK & TRUST COMPANY  
 FRNum=>104910795< ItemNum=000066576290  
 1049107950 009

10/28/2014 \$1,122.55 0

CLASS: CHECKING ACCOUNT DEPOSIT  
**UNION BANK & TRUST COMPANY**  
 DATE: Oct 29, 2014  
 THIS DEPOSIT MADE IN ACCORDANCE WITH CONTRACT ON SIGNATURE CARD AND RULES OF THE BANK.  
 DEPOSIT TO THE ACCOUNT OF:  
 NAME: Eda Carlsby Carol  
 ACCOUNT NUMBER: 206 116 99  
 TOTAL DEPOSIT: \$ 14167.60  
 1049107950 009

10/29/2014 \$14,167.60 0

TransID=10/29/14 Inst=UNION BANK & TRUST COMPANY  
 FRNum=>104910795< ItemNum=000066576290  
 1049107950 009

10/29/2014 \$14,167.60 0

ORIGINAL CHECK HAS AN ORIGINAL WATERMARK ON THE REVERSE SIDE. HOLD AT AN ANGLE TO VIEW.  
 Nebraska ESU Coordinating Council  
 1292 East 4th Street  
 Alton, NE 68210  
 Union Bank & Trust Company  
 Alton, NE 68210  
 CHECK DATE: 09/17/14  
 CHECK NO.: 12439  
 AMOUNT: \$\*\*\*\*\*310.00\*  
 BY THE SUM OF \*\*\*\*\*310\* DOLLARS AND \*00\* CENTS  
 TO THE ORDER OF: DAYARD PUBLIC SCHOOLS  
 PO BOX 697  
 726 4TH AVENUE  
 DAYARD NE 69334  
 PAYEE: Eda Carlsby Carol  
 PAYEE: D. R. Hill  
 1049107950 009

10/24/2014 \$310.00 12439

ORIGINAL CHECK HAS AN ATTYC BY WATERMARK ON THE REVERSE SIDE. HOLD AT AN ANGLE TO VIEW.  
 Invt# 33600  
 Nebraska ESU Coordinating Council  
 1292 East 4th Street  
 Alton, NE 68210  
 Union Bank & Trust Company  
 Alton, NE 68210  
 CHECK DATE: 10/15/14  
 CHECK NO.: 12463  
 AMOUNT: \$\*\*\*\*\*775.00\*  
 BY THE SUM OF \*\*\*\*\*775\* DOLLARS AND \*00\* CENTS  
 TO THE ORDER OF: NE ASSOCIATION OF SCHOOL BOARDS  
 1311 STOCKWELL STREET  
 LINCOLN NE 68502  
 PAYEE: Eda Carlsby Carol  
 PAYEE: D. R. Hill  
 1049107950 009

10/16/2014 \$775.00 12463

ORIGINAL CHECK HAS AN ORIGINAL WATERMARK ON THE REVERSE SIDE. HOLD AT AN ANGLE TO VIEW.  
 Nebraska ESU Coordinating Council  
 1292 East 4th Street  
 Alton, NE 68210  
 Union Bank & Trust Company  
 Alton, NE 68210  
 CHECK DATE: 10/10/14  
 CHECK NO.: 12464  
 AMOUNT: \$\*\*\*\*\*900.00\*  
 BY THE SUM OF \*\*\*\*\*900\* DOLLARS AND \*00\* CENTS  
 TO THE ORDER OF: AISA  
 ATTN: PETER C YOUNG  
 53 HITCHCOCK GROVE RD  
 BRANFORD CT 06405 5199  
 PAYEE: Eda Carlsby Carol  
 PAYEE: D. R. Hill  
 1049107950 009

10/15/2014 \$6,900.00 12464

ORIGINAL CHECK HAS AN ORIGINAL WATERMARK ON THE REVERSE SIDE. HOLD AT AN ANGLE TO VIEW.  
 Nebraska ESU Coordinating Council  
 1292 East 4th Street  
 Alton, NE 68210  
 Union Bank & Trust Company  
 Alton, NE 68210  
 CHECK DATE: 10/10/14  
 CHECK NO.: 12465  
 AMOUNT: \$\*\*\*\*\*560.45\*  
 BY THE SUM OF \*\*\*\*\*566.45\* DOLLARS AND \*45\* CENTS  
 TO THE ORDER OF: SOLISTAY CONSULTING INC  
 11 N. FRODIA ST., 5TH  
 CHICAGO IL 60607  
 PAYEE: Eda Carlsby Carol  
 PAYEE: D. R. Hill  
 1049107950 009

10/15/2014 \$15,564.45 12465

Nebraska ESU Coordinating Council  
1292 East 4th Street  
Ainsworth, NE 69210

Union Bank & Trust Company  
Ainsworth Branch  
238 East 4th St.  
Ainsworth, Nebraska 69210

CHECK DATE: 10/10/14 CHECK NO.: 12466

AMOUNT: \$\*\*\*\*\*25,000.00\*

BY THE SUM OF \*\*\*\*\*25000\* DOLLARS AND \*00\* CENTS

TO THE ORDER OF: MONTEREY INSTITUTE FOR TECH & ED  
PO BOX 690  
MARINA CA 93933

PAYEE: *Ed M. Hilde*  
TRANSMITTER: *Dennis Ruffel*

⑆00012466⑆ ⑆101940295⑆ ⑆061 1699⑆

10/21/2014 \$25,000.00 12466

Nebraska ESU Coordinating Council  
1292 East 4th Street  
Ainsworth, NE 69210

Union Bank & Trust Company  
Ainsworth Branch  
238 East 4th St.  
Ainsworth, Nebraska 69210

CHECK DATE: 10/10/14 CHECK NO.: 12467

AMOUNT: \$\*\*\*\*\*9,479.00\*

BY THE SUM OF \*\*\*\*\*9479\* DOLLARS AND \*00\* CENTS

TO THE ORDER OF: RMC RESEARCH CORPORATION  
1501 WILSON BLVD SUITE 405  
ASHBURN VA 22009

PAYEE: *Ed M. Hilde*  
TRANSMITTER: *Dennis Ruffel*

⑆00012467⑆ ⑆101940295⑆ ⑆061 1699⑆

10/15/2014 \$9,479.00 12467

Nebraska ESU Coordinating Council  
1292 East 4th Street  
Ainsworth, NE 69210

Union Bank & Trust Company  
Ainsworth Branch  
238 East 4th St.  
Ainsworth, Nebraska 69210

CHECK DATE: 10/10/14 CHECK NO.: 12468

AMOUNT: \$\*\*\*\*\*200.00\*

BY THE SUM OF \*\*\*\*\*200\* DOLLARS AND \*00\* CENTS

TO THE ORDER OF: EDUCATIONAL SERVICE UNIT 2  
6949 560TH STREET  
OMAHA NE 68128 5127

PAYEE: *Ed M. Hilde*  
TRANSMITTER: *Dennis Ruffel*

⑆00012468⑆ ⑆101940295⑆ ⑆061 1699⑆

10/17/2014 \$200.00 12468

Nebraska ESU Coordinating Council  
1292 East 4th Street  
Ainsworth, NE 69210

Union Bank & Trust Company  
Ainsworth Branch  
238 East 4th St.  
Ainsworth, Nebraska 69210

CHECK DATE: 10/10/14 CHECK NO.: 12469

AMOUNT: \$\*\*\*\*\*189.46\*

BY THE SUM OF \*\*\*\*\*189\* DOLLARS AND \*46\* CENTS

TO THE ORDER OF: LINCOLN PUBLIC SCHOOLS  
5906 G STREET  
PO BOX 18849  
LINCOLN NE 68501

PAYEE: *Ed M. Hilde*  
TRANSMITTER: *Dennis Ruffel*

⑆00012469⑆ ⑆101940295⑆ ⑆061 1699⑆

10/31/2014 \$189.46 12469

Nebraska ESU Coordinating Council  
1292 East 4th Street  
Ainsworth, NE 69210

Union Bank & Trust Company  
Ainsworth Branch  
238 East 4th St.  
Ainsworth, Nebraska 69210

CHECK DATE: 10/10/14 CHECK NO.: 12470

AMOUNT: \$\*\*\*\*\*382.85\*

BY THE SUM OF \*\*\*\*\*382\* DOLLARS AND \*85\* CENTS

TO THE ORDER OF: GIMPOY INC  
118 3RD AVENUE  
MINNETONKA NE 68847

PAYEE: *Ed M. Hilde*  
TRANSMITTER: *Dennis Ruffel*

⑆00012470⑆ ⑆101940295⑆ ⑆061 1699⑆

10/27/2014 \$382.85 12470

Nebraska ESU Coordinating Council  
1292 East 4th Street  
Ainsworth, NE 69210

Union Bank & Trust Company  
Ainsworth Branch  
238 East 4th St.  
Ainsworth, Nebraska 69210

CHECK DATE: 10/10/14 CHECK NO.: 12471

AMOUNT: \$\*\*\*\*\*83.00\*

BY THE SUM OF \*\*\*\*\*83\* DOLLARS AND \*00\* CENTS

TO THE ORDER OF: HOLIDAY INN EXPRESS  
1615 STEVENS POINTE  
OMAHA NE 68028

PAYEE: *Ed M. Hilde*  
TRANSMITTER: *Dennis Ruffel*

⑆00012471⑆ ⑆101940295⑆ ⑆061 1699⑆

10/22/2014 \$83.00 12471

Nebraska ESU Coordinating Council  
1292 East 4th Street  
Ainsworth, NE 69210

Union Bank & Trust Company  
Ainsworth Branch  
238 East 4th St.  
Ainsworth, Nebraska 69210

CHECK DATE: 10/10/14 CHECK NO.: 12472

AMOUNT: \$\*\*\*\*\*83.00\*

BY THE SUM OF \*\*\*\*\*83\* DOLLARS AND \*00\* CENTS

TO THE ORDER OF: HOLIDAY INN EXPRESS  
549 2ND AVE G  
KENAHEW NE 68847

PAYEE: *Ed M. Hilde*  
TRANSMITTER: *Dennis Ruffel*

⑆00012472⑆ ⑆101940295⑆ ⑆061 1699⑆

10/24/2014 \$83.00 12472

Nebraska ESU Coordinating Council  
1292 East 4th Street  
Ainsworth, NE 69210

Union Bank & Trust Company  
Ainsworth Branch  
238 East 4th St.  
Ainsworth, Nebraska 69210

CHECK DATE: 10/10/14 CHECK NO.: 12473

AMOUNT: \$\*\*\*\*\*159.95\*

BY THE SUM OF \*\*\*\*\*159\* DOLLARS AND \*95\* CENTS

TO THE ORDER OF: HOLIDAY INN EXPRESS  
1021 FRONTAGE RD  
PO BOX 1000  
SOUTHGATE NE 78144

PAYEE: *Ed M. Hilde*  
TRANSMITTER: *Dennis Ruffel*

⑆00012473⑆ ⑆101940295⑆ ⑆061 1699⑆

10/16/2014 \$159.95 12473

Nebraska ESU Coordinating Council  
1292 East 4th Street  
Ainsworth, NE 69210

Union Bank & Trust Company  
Ainsworth Branch  
238 East 4th St.  
Ainsworth, Nebraska 69210

CHECK DATE: 10/10/14 CHECK NO.: 12474

AMOUNT: \$\*\*\*\*\*125.98\*

BY THE SUM OF \*\*\*\*\*125\* DOLLARS AND \*98\* CENTS

TO THE ORDER OF: KODENAY INN  
1124 EAST 4TH STREET  
AINSWORTH NE 69210

PAYEE: *Ed M. Hilde*  
TRANSMITTER: *Dennis Ruffel*

⑆00012474⑆ ⑆101940295⑆ ⑆061 1699⑆

10/15/2014 \$125.98 12474

Nebraska ESU Coordinating Council  
1292 East 4th Street  
Ainsworth, NE 69210

Union Bank & Trust Company  
Ainsworth Branch  
238 East 4th St.  
Ainsworth, Nebraska 69210

CHECK DATE: 10/10/14 CHECK NO.: 12475

AMOUNT: \$\*\*\*\*\*317.40\*

BY THE SUM OF \*\*\*\*\*317\* DOLLARS AND \*40\* CENTS

TO THE ORDER OF: DED SERVICES  
2125 SPOCK STREET  
OMAHA NE 68138

PAYEE: *Ed M. Hilde*  
TRANSMITTER: *Dennis Ruffel*

⑆00012475⑆ ⑆101940295⑆ ⑆061 1699⑆

10/17/2014 \$317.40 12475

Nebraska ESU Coordinating Council  
1292 East 4th Street  
Ainsworth, NE 69210

Union Bank & Trust Company  
Ainsworth Branch  
238 East 4th St.  
Ainsworth, Nebraska 69210

CHECK DATE: 10/10/14 CHECK NO.: 12476

AMOUNT: \$\*\*\*\*\*134.40\*

BY THE SUM OF \*\*\*\*\*134\* DOLLARS AND \*40\* CENTS

TO THE ORDER OF: RMC TECHNOLOGIES  
PO BOX 7855  
DREZZALO GROVE IL 60389

PAYEE: *Ed M. Hilde*  
TRANSMITTER: *Dennis Ruffel*

⑆00012476⑆ ⑆101940295⑆ ⑆061 1699⑆

10/15/2014 \$134.40 12476

Nebraska ESU Coordinating Council  
1292 East 4th Street  
Ainsworth, NE 69210

Union Bank & Trust Company  
Ainsworth Branch  
238 East 4th St.  
Ainsworth, Nebraska 69210

CHECK DATE: 10/10/14 CHECK NO.: 12477

AMOUNT: \$\*\*\*\*\*16.02\*

BY THE SUM OF \*\*\*\*\*16\* DOLLARS AND \*02\* CENTS

TO THE ORDER OF: NATIONAL ART & SCHOOL SUPPLIES  
9195 ELYSBETH AVE  
RAHWAY NJ 07065

PAYEE: *Ed M. Hilde*  
TRANSMITTER: *Dennis Ruffel*

⑆00012477⑆ ⑆101940295⑆ ⑆061 1699⑆

10/24/2014 \$16.02 12477

Nebraska ESU Coordinating Council  
1292 East 4th Street  
Ainsworth, NE 68210

Union Bank & Trust Company  
Ainsworth Branch  
238 East 4th St.  
Ainsworth, Nebraska 68210

CHECK DATE: 10/10/14 CHECK NO.: 12478

AMOUNT: \$\*\*\*\*\*280.00\*

BY THE SUM OF \*\*\*\*\*280\* DOLLARS AND \*NO\* CENTS

TO THE ORDER OF: HASE BOYD PUBLIC SCHOOLS  
PO BOX 109  
106 E ORZIO STREET  
SPENCER NE 68777

PRESIDENT: *Eric M. Hader*  
TREASURER: *D. Ruffel*

⑆0001248⑆ ⑆104910295⑆ 2061 1699⑆

10/15/2014 \$\$280.00 12478

Nebraska ESU Coordinating Council  
1292 East 4th Street  
Ainsworth, NE 68210

Union Bank & Trust Company  
Ainsworth Branch  
238 East 4th St.  
Ainsworth, Nebraska 68210

CHECK DATE: 10/10/14 CHECK NO.: 12479

AMOUNT: \$\*\*\*\*\*840.00\*

BY THE SUM OF \*\*\*\*\*840\* DOLLARS AND \*NO\* CENTS

TO THE ORDER OF: COLUMBUS HIGH SCHOOL  
2200 26TH STREET  
COLUMBUS NE 68601

PRESIDENT: *Eric M. Hader*  
TREASURER: *D. Ruffel*

⑆0001248⑆ ⑆104910295⑆ 2061 1699⑆

10/22/2014 \$\$840.00 12479

Nebraska ESU Coordinating Council  
1292 East 4th Street  
Ainsworth, NE 68210

Union Bank & Trust Company  
Ainsworth Branch  
238 East 4th St.  
Ainsworth, Nebraska 68210

CHECK DATE: 10/10/14 CHECK NO.: 12480

AMOUNT: \$\*\*\*\*\*490.00\*

BY THE SUM OF \*\*\*\*\*490\* DOLLARS AND \*NO\* CENTS

TO THE ORDER OF: WAVERLY HIGH SCHOOL  
PO BOX 426  
13401 AMBERLY ROAD  
WAVERLY NE 68462

PRESIDENT: *Eric M. Hader*  
TREASURER: *D. Ruffel*

⑆0001248⑆ ⑆104910295⑆ 2061 1699⑆

10/29/2014 \$\$490.00 12480

Nebraska ESU Coordinating Council  
1292 East 4th Street  
Ainsworth, NE 68210

Union Bank & Trust Company  
Ainsworth Branch  
238 East 4th St.  
Ainsworth, Nebraska 68210

CHECK DATE: 10/10/14 CHECK NO.: 12481

AMOUNT: \$\*\*\*\*\*1,010.00\*

BY THE SUM OF \*\*\*\*\*1010\* DOLLARS AND \*NO\* CENTS

TO THE ORDER OF: EAST WYOMING PUBLIC SCHOOLS  
PO BOX 36  
312 SOUTH MADISON STREET  
MILLHARD NE 68226

PRESIDENT: *Eric M. Hader*  
TREASURER: *D. Ruffel*

⑆0001248⑆ ⑆104910295⑆ 2061 1699⑆

10/21/2014 \$\$1,010.00 12481

Nebraska ESU Coordinating Council  
1292 East 4th Street  
Ainsworth, NE 68210

Union Bank & Trust Company  
Ainsworth Branch  
238 East 4th St.  
Ainsworth, Nebraska 68210

CHECK DATE: 10/10/14 CHECK NO.: 12482

AMOUNT: \$\*\*\*\*\*450.00\*

BY THE SUM OF \*\*\*\*\*450\* DOLLARS AND \*NO\* CENTS

TO THE ORDER OF: MCCOOK JUNCTION PUBLIC SCHOOLS  
PO BOX 278  
308 SOUTH 2ND STREET  
MCCOOK JUNCTION NE 68401

PRESIDENT: *Eric M. Hader*  
TREASURER: *D. Ruffel*

⑆0001248⑆ ⑆104910295⑆ 2061 1699⑆

10/27/2014 \$\$450.00 12482

Nebraska ESU Coordinating Council  
1292 East 4th Street  
Ainsworth, NE 68210

Union Bank & Trust Company  
Ainsworth Branch  
238 East 4th St.  
Ainsworth, Nebraska 68210

CHECK DATE: 10/10/14 CHECK NO.: 12483

AMOUNT: \$\*\*\*\*\*280.00\*

BY THE SUM OF \*\*\*\*\*280\* DOLLARS AND \*NO\* CENTS

TO THE ORDER OF: MADISON PUBLIC SCHOOLS  
700 S 8TH STREET  
MADISON NE 68748

PRESIDENT: *Eric M. Hader*  
TREASURER: *D. Ruffel*

⑆0001248⑆ ⑆104910295⑆ 2061 1699⑆

10/17/2014 \$\$280.00 12483

Nebraska ESU Coordinating Council  
1292 East 4th Street  
Ainsworth, NE 68210

Union Bank & Trust Company  
Ainsworth Branch  
238 East 4th St.  
Ainsworth, Nebraska 68210

CHECK DATE: 10/10/14 CHECK NO.: 12484

AMOUNT: \$\*\*\*\*\*450.00\*

BY THE SUM OF \*\*\*\*\*450\* DOLLARS AND \*NO\* CENTS

TO THE ORDER OF: CHEBE PUBLIC SCHOOLS  
929 LINDEN AVE.  
CHEBE NE 68333

PRESIDENT: *Eric M. Hader*  
TREASURER: *D. Ruffel*

⑆0001248⑆ ⑆104910295⑆ 2061 1699⑆

10/31/2014 \$\$450.00 12484

Nebraska ESU Coordinating Council  
1292 East 4th Street  
Ainsworth, NE 68210

Union Bank & Trust Company  
Ainsworth Branch  
238 East 4th St.  
Ainsworth, Nebraska 68210

CHECK DATE: 10/10/14 CHECK NO.: 12485

AMOUNT: \$\*\*\*\*\*450.00\*

BY THE SUM OF \*\*\*\*\*450\* DOLLARS AND \*NO\* CENTS

TO THE ORDER OF: FALLS CITY PUBLIC SCHOOLS  
1415 WYOMING STREET  
PO BOX 129  
FALLS CITY NE 68748

PRESIDENT: *Eric M. Hader*  
TREASURER: *D. Ruffel*

⑆0001248⑆ ⑆104910295⑆ 2061 1699⑆

10/16/2014 \$\$450.00 12485

Nebraska ESU Coordinating Council  
1292 East 4th Street  
Ainsworth, NE 68210

Union Bank & Trust Company  
Ainsworth Branch  
238 East 4th St.  
Ainsworth, Nebraska 68210

CHECK DATE: 10/10/14 CHECK NO.: 12486

AMOUNT: \$\*\*\*\*\*5,964.00\*

BY THE SUM OF \*\*\*\*\*5964\* DOLLARS AND \*NO\* CENTS

TO THE ORDER OF: 300H  
4633 OLD IRONSIDE DRIVE SUITE 408  
SANTA CLARA CA 95054

PRESIDENT: *Eric M. Hader*  
TREASURER: *D. Ruffel*

⑆0001248⑆ ⑆104910295⑆ 2061 1699⑆

10/20/2014 \$\$5,964.00 12486

Nebraska ESU Coordinating Council  
1292 East 4th Street  
Ainsworth, NE 68210

Union Bank & Trust Company  
Ainsworth Branch  
238 East 4th St.  
Ainsworth, Nebraska 68210

CHECK DATE: 10/10/14 CHECK NO.: 12487

AMOUNT: \$\*\*\*\*\*82,615.74\*

BY THE SUM OF \*\*\*\*\*82615.74\* DOLLARS AND \*74\* CENTS

TO THE ORDER OF: EDUCATIONAL SERVICES UNIT 17  
207 NORTH MAIN STREET  
ATHEWATER NE 68210

PRESIDENT: *Eric M. Hader*  
TREASURER: *D. Ruffel*

⑆0001248⑆ ⑆104910295⑆ 2061 1699⑆

10/10/2014 \$\$82,615.74 12487

Nebraska ESU Coordinating Council  
1292 East 4th Street  
Ainsworth, NE 68210

Union Bank & Trust Company  
Ainsworth Branch  
238 East 4th St.  
Ainsworth, Nebraska 68210

CHECK DATE: 10/10/14 CHECK NO.: 12488

AMOUNT: \$\*\*\*\*\*6,426.02\*

BY THE SUM OF \*\*\*\*\*6426\* DOLLARS AND \*02\* CENTS

TO THE ORDER OF: EDUCATIONAL SERVICES UNIT 3  
8949 SOUTH 110TH STREET  
OMAHA NE 68128-5722

PRESIDENT: *Eric M. Hader*  
TREASURER: *D. Ruffel*

⑆0001248⑆ ⑆104910295⑆ 2061 1699⑆

10/17/2014 \$\$6,426.02 12488

Nebraska ESU Coordinating Council  
1292 East 4th Street  
Ainsworth, NE 68210

Union Bank & Trust Company  
Ainsworth Branch  
238 East 4th St.  
Ainsworth, Nebraska 68210

CHECK DATE: 10/10/14 CHECK NO.: 12489

AMOUNT: \$\*\*\*\*\*3,000.00\*

BY THE SUM OF \*\*\*\*\*3000\* DOLLARS AND \*NO\* CENTS

TO THE ORDER OF: EDUCATIONAL SERVICES UNIT 5  
908 MARY COURT  
BETHUNE NE 68310

PRESIDENT: *Eric M. Hader*  
TREASURER: *D. Ruffel*

⑆0001248⑆ ⑆104910295⑆ 2061 1699⑆

10/16/2014 \$\$3,000.00 12489

ORIGINAL CHECK HAS AN ARTIFICIAL WATERMARK ON REVERSE SIDE - HOLD AT AN ANGLE TO VIEW

Nebraska ESU Coordinating Council  
1292 East 4th Street  
Ainsworth, NE 68210

Union Bank & Trust Company  
Ainsworth Branch  
238 East 4th St.  
Ainsworth, Nebraska 68210

CHECK DATE: 10/15/14 CHECK NO.: 12495

AMOUNT: \$\*\*\*\*\*322.52\*

Pay the sum of \*\*\*\*\*322\* DOLLARS AND 52\* CENTS

TO THE ORDER OF: RECEIPTS AND ACCOUNTS UNIT 19  
PO BOX 157  
DARBY NE 68842-0156

PREPARED BY: *E. M. Kelly*  
TREASURER: *Dennis Ruffell*

⑆00012495⑆ ⑆101910295⑆ ⑆061 1699⑆

10/15/2014 \$322.52 12490

ORIGINAL CHECK HAS AN ARTIFICIAL WATERMARK ON REVERSE SIDE - HOLD AT AN ANGLE TO VIEW

Nebraska ESU Coordinating Council  
1292 East 4th Street  
Ainsworth, NE 68210

Union Bank & Trust Company  
Ainsworth Branch  
238 East 4th St.  
Ainsworth, Nebraska 68210

CHECK DATE: 10/17/14 CHECK NO.: 12494

AMOUNT: \$\*\*\*\*\*1,957.48\*

Pay the sum of \*\*\*\*\*1957\* DOLLARS AND 48\* CENTS

TO THE ORDER OF: UNION BANK & TRUST COMPANY  
PO BOX 10221  
TAMPA FL 33611-2021

PREPARED BY: *E. M. Kelly*  
TREASURER: *Dennis Ruffell*

⑆00012494⑆ ⑆101910295⑆ ⑆061 1699⑆ ⑆0000195748⑆

10/17/2014 \$1,957.48 12491

ORIGINAL CHECK HAS AN ARTIFICIAL WATERMARK ON REVERSE SIDE - HOLD AT AN ANGLE TO VIEW

Nebraska ESU Coordinating Council  
1292 East 4th Street  
Ainsworth, NE 68210

Union Bank & Trust Company  
Ainsworth Branch  
238 East 4th St.  
Ainsworth, Nebraska 68210

CHECK DATE: 10/15/14 CHECK NO.: 12492

AMOUNT: \$\*\*\*\*\*3,801.74\*

Pay the sum of \*\*\*\*\*3801\* DOLLARS AND 74\* CENTS

TO THE ORDER OF: HANSHAW & SHIELDS  
121 SOUTH 13TH STREET  
PO BOX 32339  
LINCOLN NE 68501-2028

PREPARED BY: *E. M. Kelly*  
TREASURER: *Dennis Ruffell*

⑆00012492⑆ ⑆101910295⑆ ⑆061 1699⑆

10/15/2014 \$3,801.74 12492

ORIGINAL CHECK HAS AN ARTIFICIAL WATERMARK ON REVERSE SIDE - HOLD AT AN ANGLE TO VIEW

Nebraska ESU Coordinating Council  
1292 East 4th Street  
Ainsworth, NE 68210

Union Bank & Trust Company  
Ainsworth Branch  
238 East 4th St.  
Ainsworth, Nebraska 68210

CHECK DATE: 10/16/14 CHECK NO.: 12493

AMOUNT: \$\*\*\*\*\*1,550.00\*

Pay the sum of \*\*\*\*\*1550\* DOLLARS AND 00\* CENTS

TO THE ORDER OF: NE ASSOCIATION OF SCHOOL BOARDS  
1311 STANWELL STREET  
LINCOLN NE 68502

PREPARED BY: *E. M. Kelly*  
TREASURER: *Dennis Ruffell*

⑆00012493⑆ ⑆101910295⑆ ⑆061 1699⑆

10/16/2014 \$1,550.00 12493

ORIGINAL CHECK HAS AN ARTIFICIAL WATERMARK ON REVERSE SIDE - HOLD AT AN ANGLE TO VIEW

Nebraska ESU Coordinating Council  
1292 East 4th Street  
Ainsworth, NE 68210

Union Bank & Trust Company  
Ainsworth Branch  
238 East 4th St.  
Ainsworth, Nebraska 68210

CHECK DATE: 10/16/14 CHECK NO.: 12494

AMOUNT: \$\*\*\*\*\*39.72\*

Pay the sum of \*\*\*\*\*39\* DOLLARS AND 72\* CENTS

TO THE ORDER OF: AT CONFERENCE  
ACCOUNT RECEIVABLE  
PO BOX 1439  
SOUTHAMPTON NY 11969

PREPARED BY: *E. M. Kelly*  
TREASURER: *Dennis Ruffell*

⑆00012494⑆ ⑆101910295⑆ ⑆061 1699⑆

10/16/2014 \$39.72 12494

ORIGINAL CHECK HAS AN ARTIFICIAL WATERMARK ON REVERSE SIDE - HOLD AT AN ANGLE TO VIEW

Nebraska ESU Coordinating Council  
1292 East 4th Street  
Ainsworth, NE 68210

Union Bank & Trust Company  
Ainsworth Branch  
238 East 4th St.  
Ainsworth, Nebraska 68210

CHECK DATE: 10/16/14 CHECK NO.: 12495

AMOUNT: \$\*\*\*\*\*415.59\*

Pay the sum of \*\*\*\*\*415\* DOLLARS AND 59\* CENTS

TO THE ORDER OF: TIME WARNER CABLE  
PO BOX 60074  
CITY OF INDUSTRY CA 91726-0074

PREPARED BY: *E. M. Kelly*  
TREASURER: *Dennis Ruffell*

⑆00012495⑆ ⑆101910295⑆ ⑆061 1699⑆

10/16/2014 \$415.59 12495

ORIGINAL CHECK HAS AN ARTIFICIAL WATERMARK ON REVERSE SIDE - HOLD AT AN ANGLE TO VIEW

Nebraska ESU Coordinating Council  
1292 East 4th Street  
Ainsworth, NE 68210

Union Bank & Trust Company  
Ainsworth Branch  
238 East 4th St.  
Ainsworth, Nebraska 68210

CHECK DATE: 10/15/14 CHECK NO.: 12496

AMOUNT: \$\*\*\*\*\*176.24\*

Pay the sum of \*\*\*\*\*176\* DOLLARS AND 24\* CENTS

TO THE ORDER OF: ATSP MOBILITY  
PO BOX 6436  
CARM, STREAM TN 40197-6436

PREPARED BY: *E. M. Kelly*  
TREASURER: *Dennis Ruffell*

⑆00012496⑆ ⑆101910295⑆ ⑆061 1699⑆

10/15/2014 \$176.24 12496

ORIGINAL CHECK HAS AN ARTIFICIAL WATERMARK ON REVERSE SIDE - HOLD AT AN ANGLE TO VIEW

Nebraska ESU Coordinating Council  
1292 East 4th Street  
Ainsworth, NE 68210

Union Bank & Trust Company  
Ainsworth Branch  
238 East 4th St.  
Ainsworth, Nebraska 68210

CHECK DATE: 10/16/14 CHECK NO.: 12497

AMOUNT: \$\*\*\*\*\*1,275.50\*

Pay the sum of \*\*\*\*\*1275\* DOLLARS AND 50\* CENTS

TO THE ORDER OF: OMAHA WORLD HERALD  
OMAHA WORLD HERALD BUILDING  
1314 DAKOTA STREET SUITE 350  
OMAHA NE 68102-1811

PREPARED BY: *E. M. Kelly*  
TREASURER: *Dennis Ruffell*

⑆00012497⑆ ⑆101910295⑆ ⑆061 1699⑆

10/16/2014 \$1,275.50 12497

ORIGINAL CHECK HAS AN ARTIFICIAL WATERMARK ON REVERSE SIDE - HOLD AT AN ANGLE TO VIEW

Nebraska ESU Coordinating Council  
1292 East 4th Street  
Ainsworth, NE 68210

Union Bank & Trust Company  
Ainsworth Branch  
238 East 4th St.  
Ainsworth, Nebraska 68210

CHECK DATE: 10/15/14 CHECK NO.: 12498

AMOUNT: \$\*\*\*\*\*534.45\*

Pay the sum of \*\*\*\*\*534\* DOLLARS AND 45\* CENTS

TO THE ORDER OF: SOLARTY CONSTRUCTION INC  
14 N. PEORIA ST., #2H  
CHICAGO IL 60607

PREPARED BY: *E. M. Kelly*  
TREASURER: *Dennis Ruffell*

⑆00012498⑆ ⑆101910295⑆ ⑆061 1699⑆

10/15/2014 \$5,334.45 12498

ORIGINAL CHECK HAS AN ARTIFICIAL WATERMARK ON REVERSE SIDE - HOLD AT AN ANGLE TO VIEW

Nebraska ESU Coordinating Council  
1292 East 4th Street  
Ainsworth, NE 68210

Union Bank & Trust Company  
Ainsworth Branch  
238 East 4th St.  
Ainsworth, Nebraska 68210

CHECK DATE: 10/21/14 CHECK NO.: 12499

AMOUNT: \$\*\*\*\*\*800.00\*

Pay the sum of \*\*\*\*\*800\* DOLLARS AND 00\* CENTS

TO THE ORDER OF: MCWELL ENTERPRISES  
PO BOX 80303  
LINCOLN NE 68501

PREPARED BY: *E. M. Kelly*  
TREASURER: *Dennis Ruffell*

⑆00012499⑆ ⑆101910295⑆ ⑆061 1699⑆

10/21/2014 \$800.00 12499

ORIGINAL CHECK HAS AN ARTIFICIAL WATERMARK ON REVERSE SIDE - HOLD AT AN ANGLE TO VIEW

Nebraska ESU Coordinating Council  
1292 East 4th Street  
Ainsworth, NE 68210

Union Bank & Trust Company  
Ainsworth Branch  
238 East 4th St.  
Ainsworth, Nebraska 68210

CHECK DATE: 10/24/14 CHECK NO.: 12500

AMOUNT: \$\*\*\*\*\*6,000.00\*

Pay the sum of \*\*\*\*\*6000\* DOLLARS AND 00\* CENTS

TO THE ORDER OF: NE COUNCIL OF SCHOOL ADMINISTRATORS  
455 SOUTH 11TH ST SUITE A  
LINCOLN NE 68508

PREPARED BY: *E. M. Kelly*  
TREASURER: *Dennis Ruffell*

⑆00012500⑆ ⑆101910295⑆ ⑆061 1699⑆

10/24/2014 \$6,000.00 12500

ORIGINAL CHECK HAS AN ARTIFICIAL WATERMARK ON REVERSE SIDE - HOLD AT AN ANGLE TO VIEW

Nebraska ESU Coordinating Council  
1292 East 4th Street  
Ainsworth, NE 68210

Union Bank & Trust Company  
Ainsworth Branch  
238 East 4th St.  
Ainsworth, Nebraska 68210

CHECK DATE: 10/20/14 CHECK NO.: 12501

AMOUNT: \$\*\*\*\*\*9,479.60\*

Pay the sum of \*\*\*\*\*9479\* DOLLARS AND 60\* CENTS

TO THE ORDER OF: HATH  
2239 N. 180TH AVE  
OMAHA NE 68154

PREPARED BY: *E. M. Kelly*  
TREASURER: *Dennis Ruffell*

⑆00012501⑆ ⑆101910295⑆ ⑆061 1699⑆

10/20/2014 \$9,479.60 12501



ORIGINAL CHECK HAS AN INTEGRAL WATERMARK OR REFLECTS MICR INFORMATION WHEN HELD AT AN ANGLE TO VIEW

Nebbraska ESU Coordinating Council  
1292 East 4th Street  
Ainsworth, NE 69210

Union Bank & Trust Company  
Ainsworth Branch  
238 East 4th St.  
Ainsworth, Nebraska 69210

CHECK DATE: 10/10/14 CHECK NO.: 12502

AMOUNT: \$\*\*\*\*\*500.00\*

BY THE SUM OF \*\*\*\*\*500\* DOLLARS AND \*00\* CENTS

TO THE ORDER OF: HIREMENT EVALUATION ASSOCIATION  
321 NW EMBERT STREET  
MORTLAND OK 73249

PRESIDENT: *Ed M. Holtz*  
TREASURER: *Dennis Ruffel*

#00012502# 6101910295# 2061 1699#

10/15/2014 \$550,500.00 12502

ORIGINAL CHECK HAS AN INTEGRAL WATERMARK OR REFLECTS MICR INFORMATION WHEN HELD AT AN ANGLE TO VIEW

Nebbraska ESU Coordinating Council  
1292 East 4th Street  
Ainsworth, NE 69210

Union Bank & Trust Company  
Ainsworth Branch  
238 East 4th St.  
Ainsworth, Nebraska 69210

CHECK DATE: 10/10/14 CHECK NO.: 12503

AMOUNT: \$\*\*\*\*\*849.10\*

BY THE SUM OF \*\*\*\*\*849\* DOLLARS AND \*10\* CENTS

TO THE ORDER OF: THE FOR GROUP  
1020 KING HWY  
LINCOLN NE 68502

PRESIDENT: *Ed M. Holtz*  
TREASURER: *Dennis Ruffel*

#00012503# 6101910295# 2061 1699#

10/15/2014 \$849.10 12503

ORIGINAL CHECK HAS AN INTEGRAL WATERMARK OR REFLECTS MICR INFORMATION WHEN HELD AT AN ANGLE TO VIEW

Nebbraska ESU Coordinating Council  
1292 East 4th Street  
Ainsworth, NE 69210

Union Bank & Trust Company  
Ainsworth Branch  
238 East 4th St.  
Ainsworth, Nebraska 69210

CHECK DATE: 10/10/14 CHECK NO.: 12504

AMOUNT: \$\*\*\*\*\*83.00\*

BY THE SUM OF \*\*\*\*\*83\* DOLLARS AND \*00\* CENTS

TO THE ORDER OF: HOLIDAY INN EXPRESS  
501 STAGGWOOD DR  
ODDALA NE 69183

PRESIDENT: *Ed M. Holtz*  
TREASURER: *Dennis Ruffel*

#00012504# 6101910295# 2061 1699#

10/15/2014 \$83.00 12504

ORIGINAL CHECK HAS AN INTEGRAL WATERMARK OR REFLECTS MICR INFORMATION WHEN HELD AT AN ANGLE TO VIEW

Nebbraska ESU Coordinating Council  
1292 East 4th Street  
Ainsworth, NE 69210

Union Bank & Trust Company  
Ainsworth Branch  
238 East 4th St.  
Ainsworth, Nebraska 69210

CHECK DATE: 10/24/14 CHECK NO.: 12505

AMOUNT: \$\*\*\*\*\*93.00\*

BY THE SUM OF \*\*\*\*\*93\* DOLLARS AND \*00\* CENTS

TO THE ORDER OF: HOLIDAY INN EXPRESS  
508 2ND AVE S  
NEARBY NE 68847

PRESIDENT: *Ed M. Holtz*  
TREASURER: *Dennis Ruffel*

#00012505# 6101910295# 2061 1699#

10/24/2014 \$93.00 12505

ORIGINAL CHECK HAS AN INTEGRAL WATERMARK OR REFLECTS MICR INFORMATION WHEN HELD AT AN ANGLE TO VIEW

Nebbraska ESU Coordinating Council  
1292 East 4th Street  
Ainsworth, NE 69210

Union Bank & Trust Company  
Ainsworth Branch  
238 East 4th St.  
Ainsworth, Nebraska 69210

CHECK DATE: 10/10/14 CHECK NO.: 12506

AMOUNT: \$\*\*\*\*\*166.00\*

BY THE SUM OF \*\*\*\*\*166\* DOLLARS AND \*00\* CENTS

TO THE ORDER OF: HOLIDAY INN EXPRESS  
16375 STRAYD POINTE  
OMAHA NE 68028

PRESIDENT: *Ed M. Holtz*  
TREASURER: *Dennis Ruffel*

#00012506# 6101910295# 2061 1699#

10/17/2014 \$166.00 12506

ORIGINAL CHECK HAS AN INTEGRAL WATERMARK OR REFLECTS MICR INFORMATION WHEN HELD AT AN ANGLE TO VIEW

Nebbraska ESU Coordinating Council  
1292 East 4th Street  
Ainsworth, NE 69210

Union Bank & Trust Company  
Ainsworth Branch  
238 East 4th St.  
Ainsworth, Nebraska 69210

CHECK DATE: 10/10/14 CHECK NO.: 12507

AMOUNT: \$\*\*\*\*\*175.00\*

BY THE SUM OF \*\*\*\*\*175\* DOLLARS AND \*00\* CENTS

TO THE ORDER OF: HICKORY CONNECT  
PO BOX 2303  
NEARBY NE 68849

PRESIDENT: *Ed M. Holtz*  
TREASURER: *Dennis Ruffel*

#00012507# 6101910295# 2061 1699#

10/15/2014 \$175.00 12507

ORIGINAL CHECK HAS AN INTEGRAL WATERMARK OR REFLECTS MICR INFORMATION WHEN HELD AT AN ANGLE TO VIEW

Nebbraska ESU Coordinating Council  
1292 East 4th Street  
Ainsworth, NE 69210

Union Bank & Trust Company  
Ainsworth Branch  
238 East 4th St.  
Ainsworth, Nebraska 69210

CHECK DATE: 10/10/14 CHECK NO.: 12508

AMOUNT: \$\*\*\*\*\*77.74\*

BY THE SUM OF \*\*\*\*\*77\* DOLLARS AND \*74\* CENTS

TO THE ORDER OF: STAPLES ADVANTAGE  
DEPT 101  
PO BOX 81469  
CHICAGO IL 60696 3585

PRESIDENT: *Ed M. Holtz*  
TREASURER: *Dennis Ruffel*

#00012508# 6101910295# 2061 1699#

10/15/2014 \$77.74 12508

ORIGINAL CHECK HAS AN INTEGRAL WATERMARK OR REFLECTS MICR INFORMATION WHEN HELD AT AN ANGLE TO VIEW

Nebbraska ESU Coordinating Council  
1292 East 4th Street  
Ainsworth, NE 69210

Union Bank & Trust Company  
Ainsworth Branch  
238 East 4th St.  
Ainsworth, Nebraska 69210

CHECK DATE: 10/10/14 CHECK NO.: 12509

AMOUNT: \$\*\*\*\*\*1,704.22\*

BY THE SUM OF \*\*\*\*\*1704\* DOLLARS AND \*22\* CENTS

TO THE ORDER OF: DAVE LUDWIG  
1287 PERSIMMON DRIVE  
HICKERSON NE 68844

PRESIDENT: *Ed M. Holtz*  
TREASURER: *Dennis Ruffel*

#00012509# 6101910295# 2061 1699#

10/16/2014 \$1,704.22 12509

ORIGINAL CHECK HAS AN INTEGRAL WATERMARK OR REFLECTS MICR INFORMATION WHEN HELD AT AN ANGLE TO VIEW

Nebbraska ESU Coordinating Council  
1292 East 4th Street  
Ainsworth, NE 69210

Union Bank & Trust Company  
Ainsworth Branch  
238 East 4th St.  
Ainsworth, Nebraska 69210

CHECK DATE: 10/10/14 CHECK NO.: 12510

AMOUNT: \$\*\*\*\*\*362.32\*

BY THE SUM OF \*\*\*\*\*362\* DOLLARS AND \*32\* CENTS

TO THE ORDER OF: SUEDEA NORTHEMEYER  
5912 AVE F  
NEARBY NE 68847

PRESIDENT: *Ed M. Holtz*  
TREASURER: *Dennis Ruffel*

#00012510# 6101910295# 2061 1699#

10/16/2014 \$362.32 12510

ORIGINAL CHECK HAS AN INTEGRAL WATERMARK OR REFLECTS MICR INFORMATION WHEN HELD AT AN ANGLE TO VIEW

Nebbraska ESU Coordinating Council  
1292 East 4th Street  
Ainsworth, NE 69210

Union Bank & Trust Company  
Ainsworth Branch  
238 East 4th St.  
Ainsworth, Nebraska 69210

CHECK DATE: 10/10/14 CHECK NO.: 12511

AMOUNT: \$\*\*\*\*\*188.72\*

BY THE SUM OF \*\*\*\*\*188\* DOLLARS AND \*72\* CENTS

TO THE ORDER OF: BRUCE LLA QUARTANA  
PO BOX 36  
LONG PINE NE 69217

PRESIDENT: *Ed M. Holtz*  
TREASURER: *Dennis Ruffel*

#00012511# 6101910295# 2061 1699#

10/15/2014 \$188.72 12511

ORIGINAL CHECK HAS AN INTEGRAL WATERMARK OR REFLECTS MICR INFORMATION WHEN HELD AT AN ANGLE TO VIEW

Nebbraska ESU Coordinating Council  
1292 East 4th Street  
Ainsworth, NE 69210

Union Bank & Trust Company  
Ainsworth Branch  
238 East 4th St.  
Ainsworth, Nebraska 69210

CHECK DATE: 10/10/14 CHECK NO.: 12512

AMOUNT: \$\*\*\*\*\*421.09\*

BY THE SUM OF \*\*\*\*\*421\* DOLLARS AND \*09\* CENTS

TO THE ORDER OF: DEB HERRICKS  
7125 JOYCE STREET  
OMAHA NE 68138

PRESIDENT: *Ed M. Holtz*  
TREASURER: *Dennis Ruffel*

#00012512# 6101910295# 2061 1699#

10/17/2014 \$421.09 12512

ORIGINAL CHECK HAS AN INTEGRAL WATERMARK OR REFLECTS MICR INFORMATION WHEN HELD AT AN ANGLE TO VIEW

Nebbraska ESU Coordinating Council  
1292 East 4th Street  
Ainsworth, NE 69210

Union Bank & Trust Company  
Ainsworth Branch  
238 East 4th St.  
Ainsworth, Nebraska 69210

CHECK DATE: 10/10/14 CHECK NO.: 12514

AMOUNT: \$\*\*\*\*\*205.02\*

BY THE SUM OF \*\*\*\*\*205\* DOLLARS AND \*02\* CENTS

TO THE ORDER OF: MADE FRUHLING  
9110 FOXFAEL DRIVE  
LINCOLN NE 68526

PRESIDENT: *Ed M. Holtz*  
TREASURER: *Dennis Ruffel*

#00012514# 6101910295# 2061 1699#

10/15/2014 \$2,205.02 12514

NEBRASKA CHECK HAS AN ANTI-FALSIFICATION WATERMARK ON REVERSE SIDE - HOLD AT AN ANGLE TO VIEW

Nebraska ESU Coordinating Council  
1292 East 4th Street  
Ainsworth, NE 68210

Union Bank & Trust Company  
Ainsworth Branch  
238 East 4th St.  
Ainsworth, Nebraska 68210

CHECK DATE: 10/10/14 CHECK NO.: 12515

AMOUNT: \$\*\*\*\*\*644.83\*

BY THE SUM OF \*\*\*\*\*644\* DOLLARS AND \*83\* CENTS

TO THE ORDER OF: MELAN BASHFAM  
342 L HICKELVILLE ROAD  
SEWARD NE 68434

PAYEE: *Melan Bashfam*  
PAYEE: *Dennis Ruffel*

⑆00012515⑆ ⑆101910795⑆ ⑆061 1599⑆

10/17/2014 \$4,644.83 12515

NEBRASKA CHECK HAS AN ANTI-FALSIFICATION WATERMARK ON REVERSE SIDE - HOLD AT AN ANGLE TO VIEW

Nebraska ESU Coordinating Council  
1292 East 4th Street  
Ainsworth, NE 68210

Union Bank & Trust Company  
Ainsworth Branch  
238 East 4th St.  
Ainsworth, Nebraska 68210

CHECK DATE: 10/10/14 CHECK NO.: 12516

AMOUNT: \$\*\*\*\*\*093.50\*

BY THE SUM OF \*\*\*\*\*093\* DOLLARS AND \*50\* CENTS

TO THE ORDER OF: DEB ROBARCK  
7411 SOUTH 52ND STREET  
LINCOLN NE 68516

PAYEE: *Deb Robarck*  
PAYEE: *Dennis Ruffel*

⑆00012516⑆ ⑆101910795⑆ ⑆061 1699⑆

10/17/2014 \$1,093.50 12516

NEBRASKA CHECK HAS AN ANTI-FALSIFICATION WATERMARK ON REVERSE SIDE - HOLD AT AN ANGLE TO VIEW

Nebraska ESU Coordinating Council  
1292 East 4th Street  
Ainsworth, NE 68210

Union Bank & Trust Company  
Ainsworth Branch  
238 East 4th St.  
Ainsworth, Nebraska 68210

CHECK DATE: 10/10/14 CHECK NO.: 12517

AMOUNT: \$\*\*\*\*\*840.00\*

BY THE SUM OF \*\*\*\*\*840\* DOLLARS AND \*00\* CENTS

TO THE ORDER OF: WINDERS PUBLIC SCHOOLS  
201 CHAMFORD SQUARES  
MINDOZ NE 68750

PAYEE: *Winders Public Schools*  
PAYEE: *Dennis Ruffel*

⑆00012517⑆ ⑆101910795⑆ ⑆061 1699⑆

10/24/2014 \$1,840.00 12517

NEBRASKA CHECK HAS AN ANTI-FALSIFICATION WATERMARK ON REVERSE SIDE - HOLD AT AN ANGLE TO VIEW

Nebraska ESU Coordinating Council  
1292 East 4th Street  
Ainsworth, NE 68210

Union Bank & Trust Company  
Ainsworth Branch  
238 East 4th St.  
Ainsworth, Nebraska 68210

CHECK DATE: 10/20/14 CHECK NO.: 12518

AMOUNT: \$\*\*\*\*\*560.00\*

BY THE SUM OF \*\*\*\*\*560\* DOLLARS AND \*00\* CENTS

TO THE ORDER OF: O'NEILL PUBLIC SCHOOLS  
PO BOX 225  
410 E. HENRY  
O'NEILL NE 68763

PAYEE: *O'Neill Public Schools*  
PAYEE: *Dennis Ruffel*

⑆00012518⑆ ⑆101910795⑆ ⑆061 1699⑆

10/21/2014 \$560.00 12518

NEBRASKA CHECK HAS AN ANTI-FALSIFICATION WATERMARK ON REVERSE SIDE - HOLD AT AN ANGLE TO VIEW

Nebraska ESU Coordinating Council  
1292 East 4th Street  
Ainsworth, NE 68210

Union Bank & Trust Company  
Ainsworth Branch  
238 East 4th St.  
Ainsworth, Nebraska 68210

CHECK DATE: 10/10/14 CHECK NO.: 12520

AMOUNT: \$\*\*\*\*\*198.00\*

BY THE SUM OF \*\*\*\*\*198\* DOLLARS AND \*00\* CENTS

TO THE ORDER OF: APPLE COMPUTER  
PO BOX 814695  
DALLAS TX 75284-9095

PAYEE: *Apple Computer*  
PAYEE: *Dennis Ruffel*

⑆00012520⑆ ⑆101910795⑆ ⑆061 1699⑆

10/14/2014 \$2,198.00 12520

NEBRASKA CHECK HAS AN ANTI-FALSIFICATION WATERMARK ON REVERSE SIDE - HOLD AT AN ANGLE TO VIEW

Nebraska ESU Coordinating Council  
1292 East 4th Street  
Ainsworth, NE 68210

Union Bank & Trust Company  
Ainsworth Branch  
238 East 4th St.  
Ainsworth, Nebraska 68210

CHECK DATE: 10/17/14 CHECK NO.: 12521

AMOUNT: \$\*\*\*\*\*068.11\*

BY THE SUM OF \*\*\*\*\*068\* DOLLARS AND \*11\* CENTS

TO THE ORDER OF: BLACKBOARD  
650 MASSACHUSETTS AVE S.W.  
WASHINGTON D.C. DC 20001-3796

PAYEE: *Blackboard*  
PAYEE: *Dennis Ruffel*

⑆00012521⑆ ⑆101910795⑆ ⑆061 1699⑆

10/16/2014 \$16,068.11 12521

NEBRASKA CHECK HAS AN ANTI-FALSIFICATION WATERMARK ON REVERSE SIDE - HOLD AT AN ANGLE TO VIEW

Nebraska ESU Coordinating Council  
1292 East 4th Street  
Ainsworth, NE 68210

Union Bank & Trust Company  
Ainsworth Branch  
238 East 4th St.  
Ainsworth, Nebraska 68210

CHECK DATE: 10/10/14 CHECK NO.: 12522

AMOUNT: \$\*\*\*\*\*485.12\*

BY THE SUM OF \*\*\*\*\*485\* DOLLARS AND \*12\* CENTS

TO THE ORDER OF: CED CONSTRUCTION INC.  
75 REMITTANCE DRIVE  
MEEK 1515  
CHICAGO IL 60675-1515

PAYEE: *Ced Construction Inc.*  
PAYEE: *Dennis Ruffel*

⑆00012522⑆ ⑆101910795⑆ ⑆061 1699⑆

10/16/2014 \$485.12 12522

NEBRASKA CHECK HAS AN ANTI-FALSIFICATION WATERMARK ON REVERSE SIDE - HOLD AT AN ANGLE TO VIEW

Nebraska ESU Coordinating Council  
1292 East 4th Street  
Ainsworth, NE 68210

Union Bank & Trust Company  
Ainsworth Branch  
238 East 4th St.  
Ainsworth, Nebraska 68210

CHECK DATE: 10/10/14 CHECK NO.: 12524

AMOUNT: \$\*\*\*\*\*297.75\*

BY THE SUM OF \*\*\*\*\*297\* DOLLARS AND \*75\* CENTS

TO THE ORDER OF: WORLD BOOK  
WORLD BOOK SCHOOL & LIBRARY  
PO BOX 856009  
LOUISVILLE KY 40285-6009

PAYEE: *World Book*  
PAYEE: *Dennis Ruffel*

⑆00012524⑆ ⑆101910795⑆ ⑆061 1699⑆

10/17/2014 \$9,297.75 12524

NEBRASKA CHECK HAS AN ANTI-FALSIFICATION WATERMARK ON REVERSE SIDE - HOLD AT AN ANGLE TO VIEW

Nebraska ESU Coordinating Council  
1292 East 4th Street  
Ainsworth, NE 68210

Union Bank & Trust Company  
Ainsworth Branch  
238 East 4th St.  
Ainsworth, Nebraska 68210

CHECK DATE: 10/10/14 CHECK NO.: 12525

AMOUNT: \$\*\*\*\*\*474.45\*

BY THE SUM OF \*\*\*\*\*474\* DOLLARS AND \*45\* CENTS

TO THE ORDER OF: WORLD BOOK  
WORLD BOOK SCHOOL & LIBRARY  
PO BOX 856009  
LOUISVILLE KY 40285-6009

PAYEE: *World Book*  
PAYEE: *Dennis Ruffel*

⑆00012525⑆ ⑆101910795⑆ ⑆061 1699⑆

10/17/2014 \$2,474.45 12525

NEBRASKA CHECK HAS AN ANTI-FALSIFICATION WATERMARK ON REVERSE SIDE - HOLD AT AN ANGLE TO VIEW

Nebraska ESU Coordinating Council  
1292 East 4th Street  
Ainsworth, NE 68210

Union Bank & Trust Company  
Ainsworth Branch  
238 East 4th St.  
Ainsworth, Nebraska 68210

CHECK DATE: 10/10/14 CHECK NO.: 12526

AMOUNT: \$\*\*\*\*\*327.95\*

BY THE SUM OF \*\*\*\*\*327\* DOLLARS AND \*95\* CENTS

TO THE ORDER OF: WORLD BOOK  
WORLD BOOK SCHOOL & LIBRARY  
PO BOX 856009  
LOUISVILLE KY 40285-6009

PAYEE: *World Book*  
PAYEE: *Dennis Ruffel*

⑆00012526⑆ ⑆101910795⑆ ⑆061 1699⑆

10/17/2014 \$3,227.95 12526

NEBRASKA CHECK HAS AN ANTI-FALSIFICATION WATERMARK ON REVERSE SIDE - HOLD AT AN ANGLE TO VIEW

Nebraska ESU Coordinating Council  
1292 East 4th Street  
Ainsworth, NE 68210

Union Bank & Trust Company  
Ainsworth Branch  
238 East 4th St.  
Ainsworth, Nebraska 68210

CHECK DATE: 10/10/14 CHECK NO.: 12527

AMOUNT: \$\*\*\*\*\*332.10\*

BY THE SUM OF \*\*\*\*\*332\* DOLLARS AND \*10\* CENTS

TO THE ORDER OF: WORLD BOOK  
WORLD BOOK SCHOOL & LIBRARY  
PO BOX 856009  
LOUISVILLE KY 40285-6009

PAYEE: *World Book*  
PAYEE: *Dennis Ruffel*

⑆00012527⑆ ⑆101910795⑆ ⑆061 1699⑆

10/17/2014 \$10,332.30 12527



# Nebraska Public Agency Investment Trust

## Account Statement

October 1, 2014 to October 31, 2014

NEBRASKA ESU COORDINATING COUNCIL  
1292 E 4TH ST  
AINSWORTH, NE 69210-1225

NPAIT  
PO BOX 82529  
Lincoln, NE 68501  
Toll Free: (800) 640-8817  
Local: (402) 323-1615

Account Number: 123885-001

### Fund Summary

	<u>PRICE PER SHARE</u>	<u>SHARES OWNED</u>	<u>MARKET VALUE</u>
Nebraska Public Agency Investment Trust 123885-001	\$1.00	1,113,265.17	\$1,113,265.17

### Transaction Summary

Nebraska Public Agency Investment Trust  
123885-001

<u>TRADE DATE</u>	<u>SETTLEMENT DATE</u>	<u>TRANSACTION DESCRIPTION</u>	<u>SHARES</u>	<u>AMOUNT</u>
10/1/2014		Beginning Shares Balance	1,199,255.79	\$1,199,255.79
10/3/2014	10/3/2014	Purchase	1,000.00	\$1,000.00
10/6/2014	10/6/2014	Purchase	2,000.00	\$2,000.00
10/14/2014	10/14/2014	Redemption	(81,000.00)	(\$81,000.00)
10/15/2014	10/15/2014	Purchase	4,000.00	\$4,000.00
10/16/2014	10/16/2014	Redemption	(93,000.00)	(\$93,000.00)
10/17/2014	10/17/2014	Purchase	3,000.00	\$3,000.00
10/20/2014	10/20/2014	Redemption	(35,000.00)	(\$35,000.00)
10/21/2014	10/21/2014	Purchase	19,000.00	\$19,000.00
10/22/2014	10/22/2014	Redemption	(28,000.00)	(\$28,000.00)
10/23/2014	10/23/2014	Purchase	3,000.00	\$3,000.00
10/24/2014	10/24/2014	Purchase	43,000.00	\$43,000.00
10/27/2014	10/27/2014	Redemption	(9,000.00)	(\$9,000.00)
10/28/2014	10/28/2014	Purchase	71,000.00	\$71,000.00
10/29/2014	10/29/2014	Purchase	1,000.00	\$1,000.00
10/30/2014	10/30/2014	Purchase	13,000.00	\$13,000.00
10/31/2014	11/3/2014	Interest	9.38	\$9.38
<b>Total :</b>			<b>1,113,265.17</b>	<b>\$1,113,265.17</b>

October Bank Reconciliation:

Beginning Bank Balance: \$1,249,640.56

Cleared Deposits/Cash Receipts: \$ 506,503.38

Deposits \$ 353,469.17

Journal Entries \$ 153,034.21

Interest Earned: \$ 9.38

Cleared Checks/Payments: \$ 302,720.33

Ending Bank Balance: \$1,453,432.99

Reconciliation Completed By:  11/7/14

Reconciliation Reviewed By: \_\_\_\_\_

SUNGARD PENTAMATION  
 DATE: 11/07/2014  
 TIME: 12:21:35

BANK ACCOUNT: UNION BANK AND TRUST

STATEMENT BEGIN DATE: 10/04/2014  
 STATEMENT END DATE: 11/04/2014

CLEARED DATE RECEIPT

DEPOSIT: BLANK 10/03/2014

CLEARED	DATE	RECEIPT	AMOUNT	DESCRIPTION	CONTROL NUMBER
Y	10/03/2014		2,387.24	COOP INTERLINE CUSTODIAL	100314PQ
N	10/10/2014		440.17	COOP, SYSCO, CUSTODIAL	092914PQ
N	10/10/2014		440.17	COOP, SYSCO, CUSTODIAL	092914PQ
Y	10/28/2014		1,135.22	COOP, SCHOOL DUDE SB FEES	101414PQ
Y	10/29/2014		299.94	COOP, KONICA MINOLTA, AEP	101514PQ
Y	10/29/2014		983.08	COOP, VOSS LIGHTING SB	101714PQ
Y	10/29/2014		202.89	COOP SP BUY, SOFTCHOICE	102714PQ
Y	10/29/2014		19,714.83	COOP, AEPA CDW ADMIN FEES	102714PQ
Y	10/29/2014		1,816.30	COOP, DAKTRONICS, AEPA/SP	102714PQ
Y	10/29/2014		159.20	COOP, MNJ, AEPA PROGRAM	102714PQ
Y	10/29/2014		115.78	COOP, SOFTCHOIC, AEPA/SB	102914PQ
Y	10/30/2014		334.12	COOP, STAPLES, AEPA BUY	102914PQ
Y	10/30/2014		21,903.75	SRS, AAP GRANT FUNDS	101714PQ
N	11/03/2014		2,246.95	COOP, INTERLINE, CUSTODI	102014PQ
N	11/03/2014		5,570.12	COOP, JOURNEY ED, SB	110314PQ
N	11/03/2014		8,732.56	COOP, STAPLES, AEPA	110314PQ
Y	11/04/2014		290,365.00	DEC, STATE APPROPRIATIONS	103114PQ

DEPOSIT: BLANK 10/31/2014

TOTAL DEPOSITS 370,899.14  
 TOTAL CLEARED DEPOSITS 370,899.14  
 TOTAL UNCLEARED DEPOSITS 17,429.97

PAGE NUMBER: 1  
 BNKACCTRCN  
 BANK ACCOUNT: UNION BANK AND TRUST

BANK ACCOUNT RECONCILIATION REPORT  
 DEPOSITS LIST

BEGINNING BALANCE: 1,249,640.56 INTEREST EARNED:  
 ENDING BALANCE: 1,453,432.99 FEES CHARGED: 9.38  
 0.00

SUNGARD PENTAMATION  
 DATE: 11/07/2014  
 TIME: 12:21:35

PAGE NUMBER: 5  
 BNKACCTRCN  
 BANK ACCOUNT: UNION BANK AND TRUST

ESU COORDINATING COUNCIL  
 BANK ACCOUNT RECONCILIATION REPORT  
 JOURNAL ENTRIES LIST

BANK ACCOUNT: UNION BANK AND TRUST

STATEMENT BEGIN DATE: 10/04/2014  
 STATEMENT END DATE: 11/04/2014

BEGINNING BALANCE: 1,249,640.56  
 ENDING BALANCE: 1,453,432.99

INTEREST EARNED: 9.38  
 FEES CHARGED: 0.00

CLEARED	DATE	JE NUMBER	AMOUNT	DESCRIPTION	CONTROL NO	JE DESCRIPTION
Y	10/03/2014	20150013	838.75	RECEIVABLE-RC-	100214PQ	100214PQ
Y	10/09/2014	20150014	56.10	RECEIVABLE-RC-	100814PQ	100814PQ
Y	10/10/2014	20150015	1,720.00	RECEIVABLE-RC-	101014PQ	101014PQ
N	10/10/2014	BANKREC	8.53	RECONCILIATION INTEREST	20141010	20141010
Y	10/28/2014	20150016	5,099.55	RECEIVABLE-RC-	101414PQ	101414PQ
Y	10/29/2014	20150017	2,389.25	RECEIVABLE-RC-	101514PQ	101514PQ
Y	10/29/2014	20150018	26,829.82	RECEIVABLE-RC-	101614PQ	101614PQ
Y	10/29/2014	20150019	752.00	RECEIVABLE-RC-	101614PQ	101614PQ
Y	10/29/2014	20150020	1,930.45	RECEIVABLE-RC-	101614PQ	101614PQ
Y	10/29/2014	20150021	4,566.05	RECEIVABLE-RC-	101714PQ	101714PQ
Y	10/29/2014	20150022	12,251.97	RECEIVABLE-RC-	102014PQ	102014PQ
Y	10/29/2014	20150023	82.50	RECEIVABLE-RC-	102114PQ	102114PQ
Y	10/29/2014	20150024	3,710.21	RECEIVABLE-RC-	102214PQ	102214PQ
Y	10/29/2014	20150025	25,055.47	RECEIVABLE-RC-	102314PQ	102314PQ
Y	10/29/2014	20150026	17,365.00	RECEIVABLE-RC-	102314PQ	102314PQ
Y	10/29/2014	20150027	49,264.54	RECEIVABLE-RC-	102714PQ	102714PQ
Y	10/29/2014	20150028	1,122.55	RECEIVABLE-RC-	102814PQ	102814PQ
N	11/03/2014	20150032	1,361.59	RECEIVABLE-RC-	110314PQ	110314PQ

TOTAL JOURNAL ENTRIES 154,404.33  
 TOTAL CLEARED JOURNAL ENTRIES 153,034.21  
 TOTAL UNCLEARED JOURNAL ENTRIES 1,370.12

SUNGARD PENTAMATION  
 DATE: 11/07/2014  
 TIME: 12:21:35

BANK ACCOUNT: UNION BANK AND TRUST

ESU COORDINATING COUNCIL  
 BANK ACCOUNT RECONCILIATION REPORT  
 PAYMENTS LIST

PAGE NUMBER: 2  
 BNKACCTRCN  
 BANK ACCOUNT: UNION BANK AND TRUST

STATEMENT BEGIN DATE: 10/04/2014  
 STATEMENT END DATE: 11/04/2014

BEGINNING BALANCE: 1,249,640.56  
 ENDING BALANCE: 1,453,432.99

INTEREST EARNED: 9.38  
 FEES CHARGED: 0.00

CLEARED	CHECK DATE	CHECK NUMBER	AMOUNT	CHECK TYPE	CLEAR DATE	VENDOR	VENDOR NAME
N	08/19/2014	12385	3,028.53	MANUAL		1107	AEP A INC.
N	08/19/2014	12427	2,000.00	MANUAL		1204	FREMONT PUBLIC SCHOOLS
Y	08/19/2014	12439	310.00	MANUAL	11/04/2014	1157	BAYARD PUBLIC SCHOOLS
Y	10/10/2014	12463	775.00	MANUAL	11/04/2014	1041	NE ASSOCIATION OF SCHOOL BOARDS
Y	10/10/2014	12464	6,900.00	MANUAL	11/04/2014	1098	AESA
Y	10/10/2014	12465	15,564.45	MANUAL	11/04/2014	1052	SOLIANT CONSULTING INC
Y	10/10/2014	12466	25,000.00	MANUAL	11/04/2014	1212	MONTEREY INSTITUTE FOR TECH & ED
Y	10/10/2014	12467	9,479.00	MANUAL	11/04/2014	1054	RMC RESEARCH CORPORATION
Y	10/10/2014	12468	200.00	MANUAL	11/04/2014	1057	EDUCATIONAL SERVICE UNIT 3
Y	10/10/2014	12469	189.46	MANUAL	11/04/2014	1069	LINCOLN PUBLIC SCHOOLS
Y	10/10/2014	12470	382.85	MANUAL	11/04/2014	1198	COMFORT INN
Y	10/10/2014	12471	83.00	MANUAL	11/04/2014	1072	HOLIDAY INN EXPRESS
Y	10/10/2014	12472	83.00	MANUAL	11/04/2014	1074	HOLIDAY INN EXPRESS
Y	10/10/2014	12473	159.95	MANUAL	11/04/2014	1083	HOLIDAY INN EXPRESS
Y	10/10/2014	12474	125.98	MANUAL	11/04/2014	1073	RODEWAY INN
Y	10/10/2014	12475	317.40	MANUAL	11/04/2014	1061	DEB HERICKS
Y	10/10/2014	12476	134.40	MANUAL	11/04/2014	1063	MNJ TECHNOLOGIES
Y	10/10/2014	12477	16.02	MANUAL	11/04/2014	1133	NATIONAL ART & SCHOOL SUPPLIES
Y	10/10/2014	12478	280.00	MANUAL	11/04/2014	1142	WEST BOYD PUBLIC SCHOOLS
Y	10/10/2014	12479	840.00	MANUAL	11/04/2014	1122	COLUMBUS HIGH SCHOOL
Y	10/10/2014	12480	490.00	MANUAL	11/04/2014	1165	WAVERLY HIGH SCHOOL
Y	10/10/2014	12481	1,010.00	MANUAL	11/04/2014	1096	EAST BUTLER PUBLIC SCHOOLS
Y	10/10/2014	12482	450.00	MANUAL	11/04/2014	1167	MCCOOL JUNCTION PUBLIC SCHOOLS
Y	10/10/2014	12483	280.00	MANUAL	11/04/2014	1126	MADISON PUBLIC SCHOOLS
Y	10/10/2014	12484	450.00	MANUAL	11/04/2014	1090	CRETE PUBLIC SCHOOLS
Y	10/10/2014	12485	450.00	MANUAL	11/04/2014	1089	FALLS CITY PUBLIC SCHOOLS
Y	10/10/2014	12486	5,964.00	MANUAL	11/04/2014	1082	ZOOM
Y	10/10/2014	12487	82,615.74	MANUAL	11/04/2014	1064	EDUCATIONAL SERVICE UNIT 17
Y	10/10/2014	12488	6,426.02	MANUAL	11/04/2014	1057	EDUCATIONAL SERVICE UNIT 3
Y	10/10/2014	12489	3,000.00	MANUAL	11/04/2014	1150	EDUCATIONAL SERVICE UNIT 5
Y	10/10/2014	12490	322.52	MANUAL	11/04/2014	1067	EDUCATIONAL SERVICE UNIT 10
Y	10/10/2014	12491	1,957.48	MANUAL	11/04/2014	1039	UNION BANK & TRUST COMPANY
Y	10/10/2014	12492	3,801.74	MANUAL	11/04/2014	1040	HARDING & SHULTZ
Y	10/10/2014	12493	1,550.00	MANUAL	11/04/2014	1041	NE ASSOCIATION OF SCHOOL BOARDS
Y	10/10/2014	12494	39.72	MANUAL	11/04/2014	1045	AT CONFERENCE
Y	10/10/2014	12495	415.59	MANUAL	11/04/2014	1044	TIME WARNER CABLE
Y	10/10/2014	12496	176.24	MANUAL	11/04/2014	1047	AT&T MOBILITY
Y	10/10/2014	12497	1,275.50	MANUAL	11/04/2014	1065	OMAHA WORLD HERALD
Y	10/10/2014	12498	5,334.45	MANUAL	11/04/2014	1052	SOLIANT CONSULTING INC
Y	10/10/2014	12499	800.00	MANUAL	11/04/2014	1051	HARVILL ENTERPRISES
Y	10/10/2014	12500	6,000.00	MANUAL	11/04/2014	1042	NE COUNCIL OF SCHOOL ADMINISTRATORS
Y	10/10/2014	12501	9,479.60	MANUAL	11/04/2014	1213	NATM
Y	10/10/2014	12502	50,500.00	MANUAL	11/04/2014	1026	NORTHWEST EVALUATION ASSOCIATION
Y	10/10/2014	12503	849.10	MANUAL	11/04/2014	1218	THE FGR GROUP
Y	10/10/2014	12504	83.00	MANUAL	11/04/2014	1214	HOLIDAY INN EXPRESS
Y	10/10/2014	12505	93.00	MANUAL	11/04/2014	1074	HOLIDAY INN EXPRESS
Y	10/10/2014	12506	166.00	MANUAL	11/04/2014	1072	HOLIDAY INN EXPRESS
Y	10/10/2014	12507	175.00	MANUAL	11/04/2014	1215	MIDWEST CONNECT
Y	10/10/2014	12508	77.74	MANUAL	11/04/2014	1062	STAPLES ADVANTAGE
Y	10/10/2014	12509	1,704.22	MANUAL	11/04/2014	1155	DAVE LUDWIG
Y	10/10/2014	12510	362.32	MANUAL	11/04/2014	1100	GORDON ROETHEMEYER
Y	10/10/2014	12511	188.72	MANUAL	11/04/2014	1076	FRISCILLA QUINTANA
Y	10/10/2014	12512	421.09	MANUAL	11/04/2014	1061	DEB HERICKS

SUNGARD PENTAMATION  
 DATE: 11/07/2014  
 TIME: 12:21:35

BANK ACCOUNT: UNION BANK AND TRUST

STATEMENT BEGIN DATE: 10/04/2014  
 STATEMENT END DATE: 11/04/2014

CLEARED CHECK DATE CHECK NUMBER

N 10/10/2014 12513  
 Y 10/10/2014 12514  
 Y 10/10/2014 12515  
 Y 10/10/2014 12516  
 Y 10/10/2014 12517  
 Y 10/10/2014 12518  
 Y 10/10/2014 12520  
 Y 10/10/2014 12521  
 Y 10/10/2014 12522  
 N 10/10/2014 12523  
 Y 10/10/2014 12524  
 Y 10/10/2014 12525  
 Y 10/10/2014 12526  
 Y 10/10/2014 EFT00005  
 N 11/03/2014 EFT00006

ESU COORDINATING COUNCIL  
 BANK ACCOUNT RECONCILIATION REPORT  
 PAYMENTS LIST

BEGINNING BALANCE: 1,249,640.56  
 ENDING BALANCE: 1,453,432.99

INTEREST EARNED: 9.38  
 FEES CHARGED: 0.00

AMOUNT	CHECK TYPE	CLEAR DATE	VENDOR	VENDOR NAME
396.19	MANUAL	11/04/2014	1087	RHONDA EIS
2,205.02	MANUAL	11/04/2014	1111	WADE FRUHLING
4,644.83	MANUAL	11/04/2014	1176	HELEN BANZHAF
1,093.50	MANUAL	11/04/2014	1216	DEB ROMANEK
1,840.00	MANUAL	11/04/2014	1217	WINSIDE PUBLIC SCHOOLS
560.00	MANUAL	11/04/2014	1137	O'NEILL PUBLIC SCHOOLS
2,198.00	MANUAL	11/04/2014	1002	APPLE COMPUTER
16,068.11	MANUAL	11/04/2014	1006	BLACKBOARD
485.12	MANUAL	11/04/2014	1007	CDW GOVERNMENT INC.
43.00	MANUAL	11/04/2014	1031	SOFTCHOICE CORPORATION
9,297.75	MANUAL	11/04/2014	1038	WORLD BOOK
2,474.45	MANUAL	11/04/2014	1038	WORLD BOOK
3,227.95	MANUAL	11/04/2014	1038	WORLD BOOK
10,332.30	MANUAL	11/04/2014	1038	WORLD BOOK
544.00	MANUAL	11/04/2014	1222	AMAZON
923.00	MANUAL	11/04/2014	1209	CINCINNATI INSURANCE COMPANY

TOTAL PAYMENTS 309,111.05  
 TOTAL CLEARED PAYMENTS 302,720.33  
 TOTAL UNCLEARED PAYMENTS 6,390.72

Bank Account Reconciliation - ESU COORDINATING COUNCIL

https://finance.esu3.org/plus/eccfinplus50#/gas2.32/wa/sua/13a4ccb95f4f744fc1f0c764bc0a96/1/1

PLUS Series - Bank Account Reconciliation - ESU COORDINATING COUNCIL

Home

New Open Delete OK Back Purge Save Reconcile Report Search Activities Documents Favorites

Date: 11/07/2014 Period: 2/15

Bank Statement Information

Bank Account \* UNION BANK AND TRUST  
 Statement Begin Date \* 10/04/2014 Beginning Balance \* 1,249,640.56  
 Statement End Date \* 11/04/2014 Ending Balance \* 1,453,432.99

Interest/Fees

Date \* 10/31/2014 Complete  
 Period \* 2 Interest Earned \* 9.38  
 Year \* 2015 Fees Charged \* 0.00

Deposits Payments Journal Entries Adjustments Voids

Payments

Clear	Check Type	Check Date	Check Numbe	Name	Amount	Cleared Date
	Manual	08/19/2014	12385	AEPA INC.	3,028.53	
	Manual	08/19/2014	12427	FREMONT PUBLIC SCHOOLS	2,000.00	
✓	Manual	08/19/2014	12439	BAYARD PUBLIC SCHOOLS	310.00	
✓	Manual	10/10/2014	12463	NE ASSOCIATION OF SCHOOL BOARDS	775.00	
✓	Manual	10/10/2014	12464	AESA	6,900.00	
✓	Manual	10/10/2014	12465	SOLIANT CONSULTING INC	15,564.45	
✓	Manual	10/10/2014	12466	MONTEREY INSTITUTE FOR TECH & ED	25,000.00	
✓	Manual	10/10/2014	12467	RMC RESEARCH CORPORATION	9,479.00	
✓	Manual	10/10/2014	12468	EDUCATIONAL SERVICE UNIT 3	200.00	
✓	Manual	10/10/2014	12469	LINCOLN PUBLIC SCHOOLS	189.46	
✓	Manual	10/10/2014	12470	COMFORT INN	382.85	
✓	Manual	10/10/2014	12471	HOLIDAY INN EXPRESS	83.00	
✓	Manual	10/10/2014	12472	HOLIDAY INN EXPRESS	83.00	
✓	Manual	10/10/2014	12473	HOLIDAY INN EXPRESS	159.95	
✓	Manual	10/10/2014	12474	RODEWAY INN	125.98	
✓	Manual	10/10/2014	12475	DEB HERICKS	317.40	
✓	Manual	10/10/2014	12476	MNJ TECHNOLOGIES	134.40	
✓	Manual	10/10/2014	12477	NATIONAL ART & SCHOOL SUPPLIES	16.02	
✓	Manual	10/10/2014	12478	WEST BOYD PUBLIC SCHOOLS	280.00	
✓	Manual	10/10/2014	12479	COLUMBUS HIGH SCHOOL	840.00	
✓	Manual	10/10/2014	12480	WAVERLY HIGH SCHOOL	490.00	
✓	Manual	10/10/2014	12481	EAST BUTLER PUBLIC SCHOOLS	1,010.00	
✓	Manual	10/10/2014	12482	MCCOOL JUNCTION PUBLIC SCHOOLS	450.00	
✓	Manual	10/10/2014	12483	MADISON PUBLIC SCHOOLS	280.00	
✓	Manual	10/10/2014	12484	CRETE PUBLIC SCHOOLS	450.00	
✓	Manual	10/10/2014	12485	FALLS CITY PUBLIC SCHOOLS	450.00	
✓	Manual	10/10/2014	12486	ZOOM	5,964.00	
✓	Manual	10/10/2014	12487	EDUCATIONAL SERVICE UNIT 17	82,615.74	
✓	Manual	10/10/2014	12488	EDUCATIONAL SERVICE UNIT 3	6,426.02	

Transaction Totals

Deposits 370,458.97  
 Payments 309,111.05  
 Journal Entries 154,404.33  
 Book Balance 1,465,402.19  
 Bank Ending Balance 1,453,432.99

Cleared Amounts

Bank Beginning Balance 1,249,640.56  
 Deposits 353,469.17  
 Payments 302,720.33  
 Journal Entries 153,034.21  
 Adjustments Debits 0.00  
 Adjustments Credits 0.00  
 Interest Earned 9.38  
 Fees Charged 0.00  
 Reconciled Ending Balance 1,453,432.99

Uncleared Amounts

Deposits 16,989.80  
 Payments 6,390.72  
 Journal Entries 1,370.12  
 Difference 0.00

SUNGARD PENTAMATION  
 DATE: 11/10/2014  
 TIME: 08:22:50

ESU COORDINATING COUNCIL  
 BUDGET CONTROL STATUS

PAGE NUMBER: 1  
 BUDSTAT1

SELECTION CRITERIA: ALL  
 ACCOUNTING PERIOD: 2/15

ACCOUNT	TITLE	BUDGET	PERIOD EXPENDITURES	ENCUMBRANCES OUTSTANDING	YEAR TO DATE ENC + EXP	AVAILABLE BALANCE	YTD/ BUD
ORG UNIT - 0110100000 - GENERAL ESUCC/ADM							
21000	SALARIES	.00	.00	.00	.00	.00	.00
21100	REGULAR SALARIES	115,291.00	9,607.57	.00	9,607.57	105,683.43	8.33
21200	SUB OR TEMP	.00	.00	.00	.00	.00	.00
22000	EMPLOYEE BENEFITS	.00	.00	.00	.00	.00	.00
22100	SOCIAL SECURITY	8,370.00	695.58	.00	695.58	7,674.42	8.31
22200	RETIREMENT	11,388.00	949.02	.00	949.02	10,438.98	8.33
22300	HEALTH INSURANCE	.00	.00	.00	.00	.00	.00
22305	FLEX SPEND	.00	.00	.00	.00	.00	.00
22400	WORK COMP	692.00	57.63	.00	57.63	634.37	8.33
22600	LIFE INSURANCE	.00	.00	.00	.00	.00	.00
22830	UNEMPLOYMENT INS	.00	.00	.00	.00	.00	.00
23000	PURCHASED SERVICES	.00	.00	.00	.00	.00	.00
23140	LOBBYIST FEES	200.00	200.00	.00	200.00	.00	100.00
23150	ACCOUNTING/AUDIT	12,040.00	.00	.00	.00	12,040.00	.00
23160	FISCAL MANAGEMENT FEE	3,600.00	206.00	.00	206.00	3,394.00	5.72
23170	LEGAL SERVICES	16,340.00	1,634.75	.00	1,634.75	14,705.25	10.00
23180	CONTRACTED SERVICES	3,000.00	.00	.00	.00	3,000.00	.00
23190	PROFESSIONAL DEVELOPMENT	2,000.00	.00	.00	.00	2,000.00	.00
23240	UTILITIES	.00	.00	.00	.00	.00	.00
23270	RENTAL/LEASES	5,405.00	1,134.73	.00	1,134.73	4,270.27	20.99
23280	INSURANCE/BONDS	7,988.00	.00	.00	25.00	7,963.00	.31
23500	ADVERTISING	2,500.00	523.00	.00	523.00	1,977.00	20.92
23525	PRINTING	2,000.00	.00	.00	.00	2,000.00	.00
23810	POSTAGE	750.00	43.28	.00	43.28	706.72	5.77
23820	PHONE	1,500.00	71.52	.00	71.52	1,428.48	4.77
23830	COMPUTER/INTERNET SERVICE	.00	.00	.00	.00	.00	.00
24000	SUPPLIES/MATERIALS	.00	.00	.00	.00	.00	.00
24100	SUPPLIES	1,000.00	84.00	.00	84.00	916.00	8.40
24400	PERIODICALS	.00	.00	.00	.00	.00	.00
24625	REPAIRS	.00	.00	.00	.00	.00	.00
24650	COMPUTER SOFTWARE/LICENSE	750.00	.00	.00	.00	750.00	.00
24675	LONG TERM PROJECTS	.00	.00	.00	.00	.00	.00
25000	CAPITAL OUTLAY	.00	.00	.00	.00	.00	.00
25300	FURNITURE AND EQUIPMENT	1,500.00	.00	.00	.00	1,500.00	.00
25600	COMPUTER HARDWARE	2,500.00	34.99	.00	34.99	2,465.01	1.40
26000	OTHER EXPENSES	.00	.00	.00	.00	.00	.00
26300	DUES/FEES	15,050.00	12,900.00	.00	12,900.00	2,150.00	85.71
26700	TRAVEL EXPENSES/MILEAGE	26,644.00	2,691.67	.00	2,691.67	23,952.33	10.10
26800	CONFERENCE/CONVENTION/MTG	7,500.00	322.52	.00	322.52	7,177.48	4.30
26850	PROGRAM PURCHASES	.00	.00	.00	.00	.00	.00
26900	CONTINGENCY	.00	.00	.00	.00	.00	.00
27000	TRANSFERS	27,220.00	.00	.00	.00	27,220.00	.00
TOTAL	GENERAL ESUCC/ADM	275,228.00	31,156.26	.00	31,181.26	244,046.74	11.33
ORG UNIT - 0120100000 - GENERAL ADM GENERAL							
21100	REGULAR SALARIES	.00	.00	.00	.00	.00	.00

SUNGARD PENTAMATION  
 DATE: 11/10/2014  
 TIME: 08:22:50

ESU COORDINATING COUNCIL  
 BUDGET CONTROL STATUS

PAGE NUMBER: 2  
 BUDSTAT1

SELECTION CRITERIA: ALL  
 ACCOUNTING PERIOD: 2/15

ACCOUNT	TITLE	BUDGET	PERIOD EXPENDITURES	ENCUMBRANCES OUTSTANDING	YEAR TO DATE ENC + EXP	AVAILABLE BALANCE	YTD/ BUD
22100	SOCIAL SECURITY	.00	.00	.00	.00	.00	.00
22200	RETIREMENT	.00	.00	.00	.00	.00	.00
22300	HEALTH INSURANCE	.00	.00	.00	.00	.00	.00
22305	FLEX SPEND	.00	.00	.00	.00	.00	.00
22400	WORK COMP	.00	.00	.00	.00	.00	.00
22600	LIFE INSURANCE	.00	.00	.00	.00	.00	.00
22830	UNEMPLOYMENT INS	.00	.00	.00	.00	.00	.00
23180	CONTRACTED SERVICES	.00	.00	.00	.00	.00	.00
23190	PROFESSIONAL DEVELOPMENT	.00	.00	.00	.00	.00	.00
23240	UTILITIES	.00	.00	.00	.00	.00	.00
23270	RENTAL/LEASES	.00	.00	.00	.00	.00	.00
23280	INSURANCE/BONDS	.00	.00	.00	.00	.00	.00
23500	ADVERTISING	.00	.00	.00	.00	.00	.00
23525	PRINTING	.00	.00	.00	.00	.00	.00
23810	POSTAGE	.00	.00	.00	.00	.00	.00
23820	PHONE	.00	.00	.00	.00	.00	.00
23830	COMPUTER/INTERNET SERVICE	.00	.00	.00	.00	.00	.00
24100	SUPPLIES	.00	.00	.00	.00	.00	.00
24400	PERIODICALS	.00	.00	.00	.00	.00	.00
24625	REPAIRS	.00	.00	.00	.00	.00	.00
24650	COMPUTER SOFTWARE/LICENSE	.00	.00	.00	.00	.00	.00
24675	LONG TERM PROJECTS	.00	.00	.00	.00	.00	.00
25300	FURNITURE AND EQUIPMENT	.00	.00	.00	.00	.00	.00
25600	COMPUTER HARDWARE	.00	.00	.00	.00	.00	.00
26300	DUES/FEES	.00	.00	.00	.00	.00	.00
26700	TRAVEL EXPENSES/MILEAGE	.00	.00	.00	.00	.00	.00
26800	CONFERENCE/CONVENTION/MTG	.00	.00	.00	.00	.00	.00
26900	CONTINGENCY	.00	.00	.00	.00	.00	.00
TOTAL	GENERAL ADM GENERAL	.00	.00	.00	.00	.00	.00

ORG UNIT - 0130300000 - COOP COOP GENERAL

21100	REGULAR SALARIES	231,627.00	19,302.21	.00	19,302.21	212,324.79	8.33
21200	SUB OR TEMP	.00	.00	.00	.00	.00	.00
22100	SOCIAL SECURITY	15,709.00	1,272.84	.00	1,272.84	14,436.16	8.10
22200	RETIREMENT	22,880.00	1,906.64	.00	1,906.64	20,973.36	8.33
22300	HEALTH INSURANCE	.00	.00	.00	.00	.00	.00
22305	FLEX SPEND	.00	.00	.00	.00	.00	.00
22400	WORK COMP	1,390.00	115.79	.00	115.79	1,274.21	8.33
22600	LIFE INSURANCE	.00	.00	.00	.00	.00	.00
22830	UNEMPLOYMENT INS	.00	.00	.00	.00	.00	.00
23150	ACCOUNTING/AUDIT	12,040.00	.00	.00	.00	12,040.00	.00
23160	FISCAL MANAGEMENT FEE	2,500.00	.00	.00	.00	2,500.00	.00
23170	LEGAL SERVICES	16,340.00	1,634.75	.00	1,634.75	14,705.25	10.00
23180	CONTRACTED SERVICES	3,115.00	40.00	.00	40.00	3,075.00	1.28
23190	PROFESSIONAL DEVELOPMENT	.00	.00	.00	.00	.00	.00
23240	UTILITIES	5,100.00	.00	.00	.00	5,100.00	.00
23270	RENTAL/LEASES	11,397.00	2,112.41	.00	2,112.41	9,284.59	18.53
23280	INSURANCE/BONDS	5,800.00	32.00	.00	32.00	5,768.00	.55
23500	ADVERTISING	3,000.00	752.50	.00	752.50	2,247.50	25.08
23525	PRINTING	800.00	17.50	.00	17.50	782.50	2.19

SUNGARD PENTAMATION  
 DATE: 11/10/2014  
 TIME: 08:22:50

ESU COORDINATING COUNCIL  
 BUDGET CONTROL STATUS

PAGE NUMBER: 3  
 BUDSTAT1

SELECTION CRITERIA: ALL  
 ACCOUNTING PERIOD: 2/15

ACCOUNT	TITLE	BUDGET	PERIOD EXPENDITURES	ENCUMBRANCES OUTSTANDING	YEAR TO DATE ENC + EXP	AVAILABLE BALANCE	YTD/ BUD
23810	POSTAGE	7,000.00	268.59	.00	268.59	6,731.41	3.84
23820	PHONE	800.00	155.75	.00	155.75	644.25	19.47
23830	COMPUTER/INTERNET SERVICE	6,878.00	73.05	.00	73.05	6,804.95	1.06
24100	SUPPLIES	3,000.00	191.02	.00	191.02	2,808.98	6.37
24400	PERIODICALS	.00	.00	.00	.00	.00	.00
24625	REPAIRS	.00	.00	.00	.00	.00	.00
24650	COMPUTER SOFTWARE/LICENSE	230,500.00	.00	.00	.00	230,500.00	.00
24675	LONG TERM PROJECTS	.00	.00	.00	.00	.00	.00
25300	FURNITURE AND EQUIPMENT	.00	.00	.00	.00	.00	.00
25600	COMPUTER HARDWARE	.00	.00	.00	.00	.00	.00
26300	DUES/FEES	3,000.00	.00	.00	.00	3,000.00	.00
26600	REPAYMENT MEMBER EQUITY	.00	.00	.00	.00	.00	.00
26700	TRAVEL EXPENSES/MILEAGE	15,000.00	3,560.25	.00	3,560.25	11,439.75	23.74
26800	CONFERENCE/CONVENTION/MTG	5,000.00	.00	.00	.00	5,000.00	.00
26850	PROGRAM PURCHASES	1,700,000.00	25,332.45	.00	25,332.45	1,674,667.55	1.49
26900	CONTINGENCY	.00	.00	.00	.00	.00	.00
TOTAL	COOP COOP GENERAL	2,302,876.00	56,767.75	.00	56,767.75	2,246,108.25	2.47

ORG UNIT - 0140400000 - SRS SRS GENERAL

21100	REGULAR SALARIES	265,335.00	13,020.28	.00	13,020.28	252,314.72	4.91
21200	SUB OR TEMP	.00	.00	.00	.00	.00	.00
22100	SOCIAL SECURITY	18,190.00	940.05	.00	940.05	17,249.95	5.17
22200	RETIREMENT	26,209.00	1,286.11	.00	1,286.11	24,922.89	4.91
22300	HEALTH INSURANCE	.00	.00	.00	.00	.00	.00
22305	FLEX SPEND	.00	.00	.00	.00	.00	.00
22400	WORK COMP	1,592.00	78.11	.00	78.11	1,513.89	4.91
22600	LIFE INSURANCE	.00	.00	.00	.00	.00	.00
22830	UNEMPLOYMENT INS	.00	.00	.00	.00	.00	.00
23150	ACCOUNTING/AUDIT	1,680.00	.00	.00	.00	1,680.00	.00
23170	LEGAL SERVICES	2,280.00	228.10	.00	228.10	2,051.90	10.00
23180	CONTRACTED SERVICES	86,979.00	20,978.90	.00	20,978.90	66,000.10	24.12
23190	PROFESSIONAL DEVELOPMENT	.00	.00	.00	.00	.00	.00
23240	UTILITIES	.00	.00	.00	.00	.00	.00
23270	RENTAL/LEASES	6,842.00	1,639.60	.00	1,639.60	5,202.40	23.96
23280	INSURANCE/BONDS	.00	.00	.00	.00	.00	.00
23500	ADVERTISING	.00	.00	.00	.00	.00	.00
23525	PRINTING	100.00	.00	.00	.00	100.00	.00
23810	POSTAGE	50.00	6.41	.00	6.41	43.59	12.82
23820	PHONE	3,709.00	307.22	.00	307.22	3,401.78	8.28
23830	COMPUTER/INTERNET SERVICE	3,998.00	146.08	.00	146.08	3,851.92	3.65
24100	SUPPLIES	500.00	.00	.00	.00	500.00	.00
24400	PERIODICALS	.00	.00	.00	.00	.00	.00
24625	REPAIRS	.00	.00	.00	.00	.00	.00
24650	COMPUTER SOFTWARE/LICENSE	3,900.00	.00	.00	.00	3,900.00	.00
24675	LONG TERM PROJECTS	.00	.00	.00	.00	.00	.00
25300	FURNITURE AND EQUIPMENT	.00	.00	.00	.00	.00	.00
25600	COMPUTER HARDWARE	.00	.00	.00	.00	.00	.00
26300	DUES/FEES	.00	.00	.00	.00	.00	.00
26700	TRAVEL EXPENSES/MILEAGE	10,340.00	2,475.27	.00	2,475.27	7,864.73	23.94
26800	CONFERENCE/CONVENTION/MTG	3,030.00	64.09	.00	64.09	2,965.91	2.12

SUNGARD PENTAMATION  
 DATE: 11/10/2014  
 TIME: 08:22:50

ESU COORDINATING COUNCIL  
 BUDGET CONTROL STATUS

PAGE NUMBER: 4  
 BUDSTAT1

SELECTION CRITERIA: ALL  
 ACCOUNTING PERIOD: 2/15

ACCOUNT	TITLE	BUDGET	PERIOD EXPENDITURES	ENCUMBRANCES OUTSTANDING	YEAR TO DATE ENC + EXP	AVAILABLE BALANCE	YTD/ BUD
26850	PROGRAM PURCHASES	.00	.00	.00	.00	.00	.00
26900	CONTINGENCY	.00	.00	.00	.00	.00	.00
TOTAL	SRS SRS GENERAL	434,734.00	41,170.22	.00	41,170.22	393,563.78	9.47

ORG UNIT - 0150500000 - PROF DEV PD GENERAL

21100	REGULAR SALARIES	23,133.00	1,927.77	.00	1,927.77	21,205.23	8.33
22100	SOCIAL SECURITY	1,663.00	138.21	.00	138.21	1,524.79	8.31
22200	RETIREMENT	2,285.00	190.42	.00	190.42	2,094.58	8.33
22300	HEALTH INSURANCE	.00	.00	.00	.00	.00	.00
22305	FLEX SPEND	.00	.00	.00	.00	.00	.00
22400	WORK COMP	139.00	11.56	.00	11.56	127.44	8.32
23525	PRINTING	.00	.00	.00	.00	.00	.00
23810	POSTAGE	.00	16.80	.00	16.80	-16.80	.00
24100	SUPPLIES	.00	.00	.00	.00	.00	.00
26700	TRAVEL EXPENSES/MILEAGE	.00	.00	.00	.00	.00	.00
TOTAL	PROF DEV PD GENERAL	27,220.00	2,284.76	.00	2,284.76	24,935.24	8.39

ORG UNIT - 0150500200 - PROF DEV PD ESU

23170	LEGAL SERVICES	1,000.00	.00	.00	.00	1,000.00	.00
23180	CONTRACTED SERVICES	4,000.00	.00	.00	.00	4,000.00	.00
23190	PROFESSIONAL DEVELOPMENT	.00	.00	.00	.00	.00	.00
23810	POSTAGE	250.00	.00	.00	.00	250.00	.00
24100	SUPPLIES	500.00	.00	.00	.00	500.00	.00
26700	TRAVEL EXPENSES/MILEAGE	1,000.00	.00	.00	.00	1,000.00	.00
26800	CONFERENCE/CONVENTION/MTG	12,699.00	2,890.00	.00	2,890.00	9,809.00	22.76
TOTAL	PROF DEV PD ESU	19,449.00	2,890.00	.00	2,890.00	16,559.00	14.86

ORG UNIT - 0150500400 - PROF DEV PD FEDERAL

23180	CONTRACTED SERVICES	200,000.00	.00	.00	.00	200,000.00	.00
TOTAL	PROF DEV PD FEDERAL	200,000.00	.00	.00	.00	200,000.00	.00

ORG UNIT - 0150510200 - PROF DEV NOC ESU

23190	PROFESSIONAL DEVELOPMENT	21,000.00	.00	.00	.00	21,000.00	.00
24400	PERIODICALS	5,100.00	.00	5,640.00	5,640.00	-540.00	110.59
26800	CONFERENCE/CONVENTION/MTG	1,500.00	.00	.00	.00	1,500.00	.00
TOTAL	PROF DEV NOC ESU	27,600.00	.00	5,640.00	5,640.00	21,960.00	20.43

ORG UNIT - 0150520200 - PROF DEV SDA ESU

SUNGARD PENTAMATION  
 DATE: 11/10/2014  
 TIME: 08:22:50

ESU COORDINATING COUNCIL  
 BUDGET CONTROL STATUS

PAGE NUMBER: 5  
 BUDSTAT1

SELECTION CRITERIA: ALL  
 ACCOUNTING PERIOD: 2/15

ACCOUNT	TITLE	BUDGET	PERIOD EXPENDITURES	ENCUMBRANCES OUTSTANDING	YEAR TO DATE ENC + EXP	AVAILABLE BALANCE	YTD/ BUD
23190	PROFESSIONAL DEVELOPMENT	17,500.00	.00	.00	.00	17,500.00	.00
26800	CONFERENCE/CONVENTION/MTG	9,838.00	928.60	.00	928.60	8,909.40	9.44
TOTAL	PROF DEV SDA ESU	27,338.00	928.60	.00	928.60	26,409.40	3.40
ORG UNIT - 0150530200 - PROF DEV ESPD ESU							
23190	PROFESSIONAL DEVELOPMENT	12,500.00	.00	.00	.00	12,500.00	.00
24100	SUPPLIES	.00	.00	.00	.00	.00	.00
26800	CONFERENCE/CONVENTION/MTG	1,000.00	45.50	.00	45.50	954.50	4.55
TOTAL	PROF DEV ESPD ESU	13,500.00	45.50	.00	45.50	13,454.50	.34
ORG UNIT - 0150540200 - PROF DEV TAG ESU							
23190	PROFESSIONAL DEVELOPMENT	3,500.00	.00	.00	.00	3,500.00	.00
26700	TRAVEL EXPENSES/MILEAGE	2,000.00	.00	.00	.00	2,000.00	.00
26800	CONFERENCE/CONVENTION/MTG	4,400.00	392.50	.00	392.50	4,007.50	8.92
TOTAL	PROF DEV TAG ESU	9,900.00	392.50	.00	392.50	9,507.50	3.96
ORG UNIT - 0150550200 - PROF DEV NWEA ESU							
23180	CONTRACTED SERVICES	35,000.00	48,000.00	.00	48,000.00	-13,000.00	137.14
23190	PROFESSIONAL DEVELOPMENT	22,650.00	2,500.00	.00	2,500.00	20,150.00	11.04
TOTAL	PROF DEV NWEA ESU	57,650.00	50,500.00	.00	50,500.00	7,150.00	87.60
ORG UNIT - 0150555300 - INTEL GRANT							
21100	REGULAR SALARIES	7,263.00	.00	.00	.00	7,263.00	.00
23180	CONTRACTED SERVICES	.00	.00	.00	.00	.00	.00
23500	ADVERTISING	1,500.00	.00	.00	.00	1,500.00	.00
24100	SUPPLIES	1,000.00	.00	.00	.00	1,000.00	.00
26700	TRAVEL EXPENSES/MILEAGE	8,000.00	.00	.00	.00	8,000.00	.00
26800	CONFERENCE/CONVENTION/MTG	.00	.00	.00	.00	.00	.00
TOTAL	INTEL GRANT	17,763.00	.00	.00	.00	17,763.00	.00
ORG UNIT - 0150560000 - PROF DEV CRISIS GENERAL							
23180	CONTRACTED SERVICES	30,600.00	.00	.00	.00	30,600.00	.00
23190	PROFESSIONAL DEVELOPMENT	9,400.00	.00	.00	.00	9,400.00	.00
TOTAL	PROF DEV CRISIS GENERAL	40,000.00	.00	.00	.00	40,000.00	.00
ORG UNIT - 0150570400 - PROF DEV NMPDS GR FEDERAL							

SUNGARD PENTAMATION  
 DATE: 11/10/2014  
 TIME: 08:22:50

ESU COORDINATING COUNCIL  
 BUDGET CONTROL STATUS

PAGE NUMBER: 6  
 BUDSTAT1

SELECTION CRITERIA: ALL  
 ACCOUNTING PERIOD: 2/15

ACCOUNT	TITLE	BUDGET	PERIOD EXPENDITURES	ENCUMBRANCES OUTSTANDING	YEAR TO DATE ENC + EXP	AVAILABLE BALANCE	YTD/ BUD
21100	REGULAR SALARIES	15,350.00	1,279.02	.00	1,279.02	14,070.98	8.33
22000	EMPLOYEE BENEFITS	.00	.00	.00	.00	.00	.00
22100	SOCIAL SECURITY	1,041.00	86.27	.00	86.27	954.73	8.29
22200	RETIREMENT	1,516.00	126.34	.00	126.34	1,389.66	8.33
22305	FLEX SPEND	.00	.00	.00	.00	.00	.00
22400	WORK COMP	92.00	7.67	.00	7.67	84.33	8.34
23180	CONTRACTED SERVICES	252,601.00	19,462.33	.00	19,462.33	233,138.67	7.70
24100	SUPPLIES	11,000.00	4,650.46	.00	4,650.46	6,349.54	42.28
24650	COMPUTER SOFTWARE/LICENSE	.00	1,598.00	.00	1,598.00	-1,598.00	.00
26700	TRAVEL EXPENSES/MILEAGE	18,560.00	2,715.61	.00	2,715.61	15,844.39	14.63
26800	CONFERENCE/CONVENTION/MTG	99,840.00	7,800.00	.00	7,800.00	92,040.00	7.81
26900	CONTINGENCY	100,000.00	.00	.00	.00	100,000.00	.00
TOTAL	PROF DEV NMPDS GR FEDERAL	500,000.00	37,725.70	.00	37,725.70	462,274.30	7.55
ORG UNIT - 0150575400 - SLDS GRANT							
23180	CONTRACTED SERVICES	200,000.00	200.00	.00	200.00	199,800.00	.10
TOTAL	SLDS GRANT	200,000.00	200.00	.00	200.00	199,800.00	.10
ORG UNIT - 0150600200 - PROF DEV IMAT ESU							
23190	PROFESSIONAL DEVELOPMENT	1,250.00	.00	.00	.00	1,250.00	.00
24650	COMPUTER SOFTWARE/LICENSE	3,500.00	3,010.00	.00	3,010.00	490.00	86.00
26800	CONFERENCE/CONVENTION/MTG	1,000.00	189.46	.00	189.46	810.54	18.95
TOTAL	PROF DEV IMAT ESU	5,750.00	3,199.46	.00	3,199.46	2,550.54	55.64
ORG UNIT - 0150620000 - PD BLENDED ESU							
24100	SUPPLIES	300.00	.00	.00	.00	300.00	.00
24650	COMPUTER SOFTWARE/LICENSE	750.00	.00	.00	.00	750.00	.00
26800	CONFERENCE/CONVENTION/MTG	6,000.00	1,149.10	.00	1,149.10	4,850.90	19.15
TOTAL	PD BLENDED ESU	7,050.00	1,149.10	.00	1,149.10	5,900.90	16.30
ORG UNIT - 0160100000 - BLENDED ADM GENERAL							
21100	REGULAR SALARIES	.00	.00	.00	.00	.00	.00
21200	SUB OR TEMP	.00	.00	.00	.00	.00	.00
22100	SOCIAL SECURITY	.00	.00	.00	.00	.00	.00
22200	RETIREMENT	.00	.00	.00	.00	.00	.00
22300	HEALTH INSURANCE	.00	.00	.00	.00	.00	.00
22305	FLEX SPEND	.00	.00	.00	.00	.00	.00
22400	WORK COMP	.00	.00	.00	.00	.00	.00
22600	LIFE INSURANCE	.00	.00	.00	.00	.00	.00
22830	UNEMPLOYMENT INS	.00	.00	.00	.00	.00	.00

SUNGARD PENTAMATION  
 DATE: 11/10/2014  
 TIME: 08:22:50

ESU COORDINATING COUNCIL  
 BUDGET CONTROL STATUS

PAGE NUMBER: 7  
 BUDSTAT1

SELECTION CRITERIA: ALL  
 ACCOUNTING PERIOD: 2/15

ACCOUNT	TITLE	BUDGET	PERIOD EXPENDITURES	ENCUMBRANCES OUTSTANDING	YEAR TO DATE ENC + EXP	AVAILABLE BALANCE	YTD/BUD
23180	CONTRACTED SERVICES	.00	.00	.00	.00	.00	.00
23190	PROFESSIONAL DEVELOPMENT	.00	.00	.00	.00	.00	.00
23500	ADVERTISING	.00	.00	.00	.00	.00	.00
23525	PRINTING	.00	.00	.00	.00	.00	.00
23810	POSTAGE	.00	.00	.00	.00	.00	.00
23820	PHONE	.00	.00	.00	.00	.00	.00
23830	COMPUTER/INTERNET SERVICE	.00	.00	.00	.00	.00	.00
24100	SUPPLIES	.00	.00	.00	.00	.00	.00
24625	REPAIRS	.00	.00	.00	.00	.00	.00
24650	COMPUTER SOFTWARE/LICENSE	.00	.00	.00	.00	.00	.00
24675	LONG TERM PROJECTS	.00	.00	.00	.00	.00	.00
25600	COMPUTER HARDWARE	.00	.00	.00	.00	.00	.00
26700	TRAVEL EXPENSES/MILEAGE	.00	.00	.00	.00	.00	.00
26800	CONFERENCE/CONVENTION/MTG	.00	.00	.00	.00	.00	.00
TOTAL	BLENDED ADM GENERAL	.00	.00	.00	.00	.00	.00

ORG UNIT - 0160600000 - BLENDED IMAT GENERAL

21100	REGULAR SALARIES	42,678.00	3,557.11	.00	3,557.11	39,120.89	8.33
21200	SUB OR TEMP	.00	.00	.00	.00	.00	.00
22100	SOCIAL SECURITY	3,055.00	252.36	.00	252.36	2,802.64	8.26
22200	RETIREMENT	4,216.00	351.37	.00	351.37	3,864.63	8.33
22300	HEALTH INSURANCE	.00	.00	.00	.00	.00	.00
22305	FLEX SPEND	.00	.00	.00	.00	.00	.00
22400	WORK COMP	256.00	21.34	.00	21.34	234.66	8.34
22600	LIFE INSURANCE	.00	.00	.00	.00	.00	.00
22830	UNEMPLOYMENT INS	.00	.00	.00	.00	.00	.00
23150	ACCOUNTING/AUDIT	747.00	.00	.00	.00	747.00	.00
23170	LEGAL SERVICES	1,014.00	101.38	.00	101.38	912.62	10.00
23180	CONTRACTED SERVICES	29,429.00	80.00	.00	80.00	29,349.00	.27
23190	PROFESSIONAL DEVELOPMENT	.00	.00	.00	.00	.00	.00
23240	UTILITIES	.00	.00	.00	.00	.00	.00
23270	RENTAL/LEASES	3,983.00	3,180.00	.00	3,180.00	803.00	79.84
23500	ADVERTISING	.00	.00	.00	.00	.00	.00
23525	PRINTING	.00	.00	.00	.00	.00	.00
23810	POSTAGE	100.00	1.92	.00	1.92	98.08	1.92
23820	PHONE	200.00	21.69	.00	21.69	178.31	10.85
23830	COMPUTER/INTERNET SERVICE	1,134.00	.00	.00	.00	1,134.00	.00
24100	SUPPLIES	150.00	.00	.00	.00	150.00	.00
24400	PERIODICALS	.00	.00	.00	.00	.00	.00
24625	REPAIRS	.00	.00	.00	.00	.00	.00
24650	COMPUTER SOFTWARE/LICENSE	500.00	.00	.00	.00	500.00	.00
24675	LONG TERM PROJECTS	.00	.00	.00	.00	.00	.00
25300	FURNITURE AND EQUIPMENT	.00	.00	.00	.00	.00	.00
25600	COMPUTER HARDWARE	.00	.00	.00	.00	.00	.00
26300	DUES/FEES	.00	.00	.00	.00	.00	.00
26700	TRAVEL EXPENSES/MILEAGE	2,500.00	479.19	.00	479.19	2,020.81	19.17
26800	CONFERENCE/CONVENTION/MTG	150.00	.00	.00	.00	150.00	.00
26850	PROGRAM PURCHASES	345,750.00	.00	.00	.00	345,750.00	.00
26900	CONTINGENCY	.00	.00	.00	.00	.00	.00

SUNGARD PENTAMATION  
 DATE: 11/10/2014  
 TIME: 08:22:50

ESU COORDINATING COUNCIL  
 BUDGET CONTROL STATUS

PAGE NUMBER: 8  
 BUDSTAT1

SELECTION CRITERIA: ALL  
 ACCOUNTING PERIOD: 2/15

ACCOUNT	TITLE	BUDGET	PERIOD EXPENDITURES	ENCUMBRANCES OUTSTANDING	YEAR TO DATE ENC + EXP	AVAILABLE BALANCE	YTD/ BUD
TOTAL	BLENDED IMAT GENERAL	435,862.00	8,046.36	.00	8,046.36	427,815.64	1.85

ORG UNIT - 0160620000 - BLENDED DEC GENERAL

21100	REGULAR SALARIES	158,502.00	13,212.28	.00	13,212.28	145,289.72	8.34
21200	SUB OR TEMP	.00	.00	.00	.00	.00	.00
22100	SOCIAL SECURITY	11,078.00	908.26	.00	908.26	10,169.74	8.20
22200	RETIREMENT	15,657.00	1,305.09	.00	1,305.09	14,351.91	8.34
22300	HEALTH INSURANCE	.00	.00	.00	.00	.00	.00
22305	FLEX SPEND	.00	.00	.00	.00	.00	.00
22400	WORK COMP	951.00	79.24	.00	79.24	871.76	8.33
22600	LIFE INSURANCE	.00	.00	.00	.00	.00	.00
22830	UNEMPLOYMENT INS	.00	.00	.00	.00	.00	.00
23150	ACCOUNTING/AUDIT	747.00	.00	.00	.00	747.00	.00
23170	LEGAL SERVICES	1,014.00	101.38	.00	101.38	912.62	10.00
23180	CONTRACTED SERVICES	75,723.00	25,200.00	.00	27,350.00	48,373.00	36.12
23190	PROFESSIONAL DEVELOPMENT	.00	.00	.00	.00	.00	.00
23240	UTILITIES	.00	.00	.00	.00	.00	.00
23270	RENTAL/LEASES	2,344.00	305.22	.00	305.22	2,038.78	13.02
23500	ADVERTISING	.00	.00	.00	.00	.00	.00
23525	PRINTING	895.00	.00	.00	.00	895.00	.00
23810	POSTAGE	200.00	9.12	.00	9.12	190.88	4.56
23820	PHONE	200.00	7.65	.00	7.65	192.35	3.83
23830	COMPUTER/INTERNET SERVICE	1,134.00	.00	.00	.00	1,134.00	.00
24100	SUPPLIES	150.00	118.18	.00	118.18	31.82	78.79
24400	PERIODICALS	250.00	.00	.00	.00	250.00	.00
24625	REPAIRS	.00	.00	.00	.00	.00	.00
24650	COMPUTER SOFTWARE/LICENSE	6,400.00	5,964.00	.00	5,964.00	436.00	93.19
24675	LONG TERM PROJECTS	.00	.00	.00	.00	.00	.00
25300	FURNITURE AND EQUIPMENT	.00	.00	.00	.00	.00	.00
25600	COMPUTER HARDWARE	1,221.00	555.07	.00	555.07	665.93	45.46
26300	DUES/FEES	.00	.00	.00	.00	.00	.00
26700	TRAVEL EXPENSES/MILEAGE	8,500.00	548.43	.00	548.43	7,951.57	6.45
26800	CONFERENCE/CONVENTION/MTG	11,400.00	200.00	.00	200.00	11,200.00	1.75
26850	PROGRAM PURCHASES	.00	.00	.00	.00	.00	.00
26900	CONTINGENCY	.00	.00	.00	.00	.00	.00
TOTAL	BLENDED DEC GENERAL	296,366.00	48,513.92	.00	50,663.92	245,702.08	17.10

ORG UNIT - 0160641000 - BLENDED LMS GENERAL

21100	REGULAR SALARIES	96,692.00	7,225.84	.00	7,225.84	89,466.16	7.47
21200	SUB OR TEMP	.00	.00	.00	.00	.00	.00
22100	SOCIAL SECURITY	6,118.00	503.17	.00	503.17	5,614.83	8.22
22200	RETIREMENT	8,563.00	713.75	.00	713.75	7,849.25	8.34
22300	HEALTH INSURANCE	.00	.00	.00	.00	.00	.00
22305	FLEX SPEND	.00	.00	.00	.00	.00	.00
22400	WORK COMP	520.00	43.34	.00	43.34	476.66	8.33
22600	LIFE INSURANCE	.00	.00	.00	.00	.00	.00
22830	UNEMPLOYMENT INS	.00	.00	.00	.00	.00	.00
23150	ACCOUNTING/AUDIT	747.00	.00	.00	.00	747.00	.00

SUNGARD PENTAMATION  
 DATE: 11/10/2014  
 TIME: 08:22:50

ESU COORDINATING COUNCIL  
 BUDGET CONTROL STATUS

PAGE NUMBER: 9  
 BUDSTAT1

SELECTION CRITERIA: ALL  
 ACCOUNTING PERIOD: 2/15

ACCOUNT	TITLE	BUDGET	PERIOD EXPENDITURES	ENCUMBRANCES OUTSTANDING	YEAR TO DATE ENC + EXP	AVAILABLE BALANCE	YTD/ BUD
23170	LEGAL SERVICES	1,014.00	101.38	.00	101.38	912.62	10.00
23180	CONTRACTED SERVICES	15,573.00	200.00	.00	200.00	15,373.00	1.28
23190	PROFESSIONAL DEVELOPMENT	.00	.00	.00	.00	.00	.00
23240	UTILITIES	.00	.00	.00	.00	.00	.00
23270	RENTAL/LEASES	1,820.00	252.41	.00	252.41	1,567.59	13.87
23500	ADVERTISING	.00	.00	.00	.00	.00	.00
23525	PRINTING	250.00	.00	.00	.00	250.00	.00
23810	POSTAGE	50.00	17.28	.00	17.28	32.72	34.56
23820	PHONE	525.00	67.41	.00	67.41	457.59	12.84
23830	COMPUTER/INTERNET SERVICE	5,046.00	200.00	.00	200.00	4,846.00	3.96
24100	SUPPLIES	250.00	.00	.00	.00	250.00	.00
24400	PERIODICALS	.00	.00	.00	.00	.00	.00
24625	REPAIRS	.00	.00	.00	.00	.00	.00
24650	COMPUTER SOFTWARE/LICENSE	101,460.00	16,068.11	.00	16,068.11	85,391.89	15.84
24675	LONG TERM PROJECTS	.00	.00	.00	.00	.00	.00
25300	FURNITURE AND EQUIPMENT	.00	.00	.00	.00	.00	.00
25600	COMPUTER HARDWARE	20,000.00	742.14	.00	742.14	19,257.86	3.71
26300	DUES/FEES	.00	.00	.00	.00	.00	.00
26700	TRAVEL EXPENSES/MILEAGE	7,500.00	.00	.00	.00	7,500.00	.00
26800	CONFERENCE/CONVENTION/MTG	4,000.00	.00	.00	.00	4,000.00	.00
26850	PROGRAM PURCHASES	.00	.00	.00	.00	.00	.00
26900	CONTINGENCY	.00	.00	.00	.00	.00	.00
TOTAL	BLENDED LMS GENERAL	270,128.00	26,134.83	.00	26,134.83	243,993.17	9.67
ORG UNIT - 0170100000 - ADMIN FLOW THROUGH							
26950	FLOW THROUGH - EXPENSES	10,000.00	.00	.00	.00	10,000.00	.00
TOTAL	ADMIN FLOW THROUGH	10,000.00	.00	.00	.00	10,000.00	.00
ORG UNIT - 0170300000 - COOP FLOW THROUGH							
26950	FLOW THROUGH - EXPENSES	10,000.00	.00	.00	.00	10,000.00	.00
TOTAL	COOP FLOW THROUGH	10,000.00	.00	.00	.00	10,000.00	.00
ORG UNIT - 0170400000 - SRS FLOW THROUGH							
26950	FLOW THROUGH - EXPENSES	10,000.00	.00	.00	.00	10,000.00	.00
TOTAL	SRS FLOW THROUGH	10,000.00	.00	.00	.00	10,000.00	.00
ORG UNIT - 0170500000 - PD FLOW THROUGH							
26950	FLOW THROUGH - EXPENSES	235,000.00	.00	.00	.00	235,000.00	.00
TOTAL	PD FLOW THROUGH	235,000.00	.00	.00	.00	235,000.00	.00

SUNGARD PENTAMATION  
 DATE: 11/10/2014  
 TIME: 08:22:50

ESU COORDINATING COUNCIL  
 BUDGET CONTROL STATUS

PAGE NUMBER: 10  
 BUDSTAT1

SELECTION CRITERIA: ALL  
 ACCOUNTING PERIOD: 2/15

ACCOUNT	TITLE	BUDGET	PERIOD EXPENDITURES	ENCUMBRANCES OUTSTANDING	YEAR TO DATE ENC + EXP	AVAILABLE BALANCE	YTD/ BUD
ORG UNIT - 0170550000 - NWEA FLOW THROUGH							
26950	FLOW THROUGH - EXPENSES	10,000.00	.00	.00	.00	10,000.00	.00
TOTAL	NWEA FLOW THROUGH	10,000.00	.00	.00	.00	10,000.00	.00
ORG UNIT - 0170560000 - CRISIS FLOW THROUGH							
26950	FLOW THROUGH - EXPENSES	15,000.00	.00	.00	.00	15,000.00	.00
TOTAL	CRISIS FLOW THROUGH	15,000.00	.00	.00	.00	15,000.00	.00
ORG UNIT - 0170600000 - IMAT FLOW THROUGH							
26950	FLOW THROUGH - EXPENSES	20,000.00	.00	.00	.00	20,000.00	.00
TOTAL	IMAT FLOW THROUGH	20,000.00	.00	.00	.00	20,000.00	.00
ORG UNIT - 0170602000 - IMAT SP PROJ FLOW THROUGH							
26950	FLOW THROUGH - EXPENSES	10,000.00	.00	.00	.00	10,000.00	.00
TOTAL	IMAT SP PROJ FLOW THROUGH	10,000.00	.00	.00	.00	10,000.00	.00
ORG UNIT - 0170603000 - IMAT MED ACQ FLOW THROUGH							
26950	FLOW THROUGH - EXPENSES	10,000.00	.00	.00	.00	10,000.00	.00
TOTAL	IMAT MED ACQ FLOW THROUGH	10,000.00	.00	.00	.00	10,000.00	.00
ORG UNIT - 0170620000 - DEC FLOW THROUGH							
26950	FLOW THROUGH - EXPENSES	15,000.00	.00	.00	.00	15,000.00	.00
TOTAL	DEC FLOW THROUGH	15,000.00	.00	.00	.00	15,000.00	.00
ORG UNIT - 0170641000 - LMS FLOW THROUGH							
26950	FLOW THROUGH - EXPENSES	15,000.00	.00	.00	.00	15,000.00	.00
TOTAL	LMS FLOW THROUGH	15,000.00	.00	.00	.00	15,000.00	.00
TOTAL REPORT		5,528,414.00	311,104.96	5,640.00	318,919.96	5,209,494.04	5.77

SUNGARD PENTAMATION  
DATE: 11/10/2014  
TIME: 08:26:37

ESU COORDINATING COUNCIL  
CASH RECEIPTS REPORT

PAGE NUMBER: 1  
STATMN21

SELECTION CRITERIA: transact.yr='15' and transact.period='2'

FUND - 01 - GENERAL FUND  
ORG UNIT - 0130333000 - COOP PRIMEVEND BUY GEN

CASH				---RECEIVABLE---		DESCRIPTION/	
ACCOUNT	DATE	ORG UNIT	ACCOUNT	ACCOUNT	RECEIPT	NUMBER ACCOUNT PAYER	RECEIPT AMOUNT
09000	10/03/14	0130333000	12400			0 COOP INTERLINE CU	2,387.24
09000	10/10/14	0130333000	12400			0 COOP, SYSCO, CUST	440.17
09000	10/30/14	0130333000	12400			0 COOP, SYSCO, FOOD	334.12
TOTAL ADMIN FEES							3,161.53
TOTAL COOP PRIMEVEND BUY GEN							3,161.53

SUNGARD PENTAMATION  
 DATE: 11/10/2014  
 TIME: 08:26:37

ESU COORDINATING COUNCIL  
 CASH RECEIPTS REPORT

PAGE NUMBER: 2  
 STATMN21

SELECTION CRITERIA: transact.yr='15' and transact.period='2'

FUND - 01 - GENERAL FUND  
 ORG UNIT - 0130334000 - COOP AEPA/SPEC BUY GEN

CASH ACCOUNT	DATE	ORG UNIT	ACCOUNT	ACCOUNT	RECEIPT	---RECEIVABLE---		DESCRIPTION/ PAYER	RECEIPT AMOUNT
						NUMBER	ACCOUNT		
09000	10/28/14	0130334000	12400			0		COOP, SCHOOL DUDE	1,135.22
09000	10/29/14	0130334000	12400			0		COOP, KONICA MILO	299.94
09000	10/29/14	0130334000	12400			0		COOP, AEPA CDW AD	19,714.83
09000	10/29/14	0130334000	12400			0		COOP, DAKTRONICS,	1,816.30
09000	10/29/14	0130334000	12400			0		COOP, MNJ, AEPA P	159.20
09000	10/29/14	0130334000	12400			0		COOP SP BUY, SOFT	202.89
09000	10/29/14	0130334000	12400			0		COOP, VOSS LIGHTI	983.08
09000	10/29/14	0130334000	12400			0		COOP, SOFTCHOIC,	115.78
09000	10/29/14	0130334000	12400			0		COOP, STAPLES, AE	14,051.82
TOTAL ADMIN FEES									38,479.06
TOTAL COOP AEPA/SPEC BUY GEN									38,479.06

SUNGARD PENTAMATION  
DATE: 11/10/2014  
TIME: 08:26:37

ESU COORDINATING COUNCIL  
CASH RECEIPTS REPORT

PAGE NUMBER: 3  
STATMN21

SELECTION CRITERIA: transact.yr='15' and transact.period='2'

FUND - 01 - GENERAL FUND  
ORG UNIT - 0140400400 - SRS SRS FEDERAL

CASH				---RECEIVABLE---		DESCRIPTION/	
ACCOUNT	DATE	ORG UNIT	ACCOUNT	ACCOUNT	RECEIPT	NUMBER ACCOUNT PAYER	RECEIPT AMOUNT
09000	10/30/14	0140400400	14000			0 SRS, AAP GRANT FU	21,903.75
TOTAL GRANT REVENUE							21,903.75
TOTAL SRS SRS FEDERAL							21,903.75

SUNGARD PENTAMATION  
DATE: 11/10/2014  
TIME: 08:26:37

ESU COORDINATING COUNCIL  
CASH RECEIPTS REPORT

PAGE NUMBER: 4  
STATMN21

SELECTION CRITERIA: transact.yr='15' and transact.period='2'

FUND - 01 - GENERAL FUND  
ORG UNIT - 0160620300 - BLENDED DEC STATE

CASH						---RECEIVABLE---		DESCRIPTION/	
ACCOUNT	DATE	ORG UNIT	ACCOUNT	ACCOUNT	RECEIPT	NUMBER	ACCOUNT	PAYER	RECEIPT AMOUNT
09000	11/04/14	0160620300	13990			0		DEC, STATE APPROP	290,365.00
TOTAL STATE APPROPRIATION									290,365.00
TOTAL BLENDED DEC STATE									290,365.00
TOTAL GENERAL FUND									353,909.34
TOTAL REPORT									353,909.34

SUNGARD PENTAMATION  
 DATE: 11/10/2014  
 TIME: 08:23:54

ESU COORDINATING COUNCIL  
 CHECK REGISTER - DISBURSEMENT FUND

PAGE NUMBER: 1  
 ACCTPA21

SELECTION CRITERIA: transact.yr='15' and transact.period='2'  
 ACCOUNTING PERIOD: 2/15

FUND - 99 - DISBURSEMENT FUND

CASH ACCT	CHECK NO	ISSUE DT	VENDOR	NAME	ORG UNIT	-----DESCRIPTION-----	SALES TAX	AMOUNT
09000	12463	10/10/14	1041	NE ASSOCIATION OF SCHOOL	0130300000	COOP RENT LINCOLN	0.00	258.34
09000	12463	10/10/14	1041	NE ASSOCIATION OF SCHOOL	0140400000	SRS RENT LINCOLN	0.00	516.66
TOTAL CHECK							0.00	775.00
09000	12464	10/10/14	1098	AESA	0110100000	ESUCC AESA DUES	0.00	6,900.00
09000	12465	10/10/14	1052	SOLIANT CONSULTING INC	0140400000	SRS CONTRACTED SERVICE	0.00	15,564.45
09000	12466	10/10/14	1212	MONTEREY INSTITUTE FOR T	0160620000	DEC NROC MEMBERSHIP	0.00	25,000.00
09000	12467	10/10/14	1054	RMC RESEARCH CORPORATION	0150570400	NMPDS CONSULTANTS	0.00	9,479.00
09000	12468	10/10/14	1057	EDUCATIONAL SERVICE UNIT	0160641000	LMS INTERNET SERVICE	0.00	200.00
09000	12469	10/10/14	1069	LINCOLN PUBLIC SCHOOLS	0150600200	PD IMAT MEETINGS	0.00	189.46
09000	12470	10/10/14	1198	COMFORT INN	0110100000	ESUCC LODGING KEARNEY	0.00	382.85
09000	12471	10/10/14	1072	HOLIDAY INN EXPRESS	0160620000	DEC LODGING ROETHEMEYE	0.00	83.00
09000	12472	10/10/14	1074	HOLIDAY INN EXPRESS	0150570400	NMPDS LODGING ERIKSON	0.00	83.00
09000	12473	10/10/14	1083	HOLIDAY INN EXPRESS	0140400000	SRS LODGING FRUHLING	0.00	159.95
09000	12474	10/10/14	1073	RODEWAY INN	0130300000	COOP LODGING SCHNEIDER	0.00	125.98
09000	12475	10/10/14	1061	DEB HERICKS	0110100000	ESUCC TRAVEL REIMB	0.00	52.08
09000	12475	10/10/14	1061	DEB HERICKS	0110100000	ESUCC TRAVEL REIMB	0.00	208.32
09000	12475	10/10/14	1061	DEB HERICKS	0150570400	NMPDS TRAVEL EXPENSE	0.00	57.00
TOTAL CHECK							0.00	317.40
09000	12476	10/10/14	1063	MNJ TECHNOLOGIES	0150570400	NMPDS SUPPLIES	0.00	67.20
09000	12476	10/10/14	1063	MNJ TECHNOLOGIES	0160620000	DEC SUPPLIES	0.00	67.20
TOTAL CHECK							0.00	134.40
09000	12477	10/10/14	1133	NATIONAL ART & SCHOOL SU	0130300000	COOP SUPPLIES	0.00	16.02
09000	12478	10/10/14	1142	WEST BOYD PUBLIC SCHOOLS	0150570400	NMPDS TEACHER STIPEND	0.00	280.00
09000	12479	10/10/14	1122	COLUMBUS HIGH SCHOOL	0150570400	NMPDS TEACHER STIPENDS	0.00	840.00
09000	12480	10/10/14	1165	WAVERLY HIGH SCHOOL	0150570400	NMPDS TEACHER STIPENDS	0.00	490.00
09000	12481	10/10/14	1096	EAST BUTLER PUBLIC SCHOO	0150570400	NMPDS TEACHER STIPENDS	0.00	1,010.00
09000	12482	10/10/14	1167	MCCOOL JUNCTION PUBLIC S	0150570400	NMPDS TEACHER STIPENDS	0.00	450.00
09000	12483	10/10/14	1126	MADISON PUBLIC SCHOOLS	0150570400	NMPDS TEACHER STIPENDS	0.00	280.00
09000	12484	10/10/14	1090	CRETE PUBLIC SCHOOLS	0150570400	NMPDS TEACHER STIPENDS	0.00	450.00
09000	12485	10/10/14	1089	FALLS CITY PUBLIC SCHOOL	0150570400	NMPDS TEACHER STIPENDS	0.00	450.00

SUNGARD PENTAMATION  
 DATE: 11/10/2014  
 TIME: 08:23:54

ESU COORDINATING COUNCIL  
 CHECK REGISTER - DISBURSEMENT FUND

PAGE NUMBER: 2  
 ACCTPA21

SELECTION CRITERIA: transact.yr='15' and transact.period='2'  
 ACCOUNTING PERIOD: 2/15

FUND - 99 - DISBURSEMENT FUND

CASH ACCT	CHECK NO	ISSUE DT	VENDOR	NAME	ORG UNIT	-----DESCRIPTION-----	SALES TAX	AMOUNT
09000	12486	10/10/14	1082	ZOOM	0160620000	ZOOM NAMED HOST EDUCAT	0.00	2,970.00
09000	12486	10/10/14	1082	ZOOM	0160620000	ZOOM CLOUD ROOM CONNEC	0.00	2,994.00
TOTAL CHECK							0.00	5,964.00
09000	12487	10/10/14	1064	EDUCATIONAL SERVICE UNIT	0110100000	ESUCC SALARIES	0.00	9,607.57
09000	12487	10/10/14	1064	EDUCATIONAL SERVICE UNIT	0110100000	ESUCC SS/MEDICARE	0.00	695.58
09000	12487	10/10/14	1064	EDUCATIONAL SERVICE UNIT	0110100000	ESUCC RETIREMENT	0.00	949.02
09000	12487	10/10/14	1064	EDUCATIONAL SERVICE UNIT	0110100000	ESUCC WORK COMP	0.00	57.63
09000	12487	10/10/14	1064	EDUCATIONAL SERVICE UNIT	0110100000	ESUCC FISCAL AGENT FEE	0.00	206.00
09000	12487	10/10/14	1064	EDUCATIONAL SERVICE UNIT	0130300000	COOP SALARIES	0.00	19,302.21
09000	12487	10/10/14	1064	EDUCATIONAL SERVICE UNIT	0130300000	COOP SS/MEDICARE	0.00	1,272.84
09000	12487	10/10/14	1064	EDUCATIONAL SERVICE UNIT	0130300000	COOP RETIREMENT	0.00	1,906.64
09000	12487	10/10/14	1064	EDUCATIONAL SERVICE UNIT	0130300000	COOP WORK COMP	0.00	115.79
09000	12487	10/10/14	1064	EDUCATIONAL SERVICE UNIT	0130300000	COOP RENT	0.00	1,104.00
09000	12487	10/10/14	1064	EDUCATIONAL SERVICE UNIT	0130300000	COOP PHONE	0.00	84.00
09000	12487	10/10/14	1064	EDUCATIONAL SERVICE UNIT	0130300000	COOP COPIER/PRINTING	0.00	17.50
09000	12487	10/10/14	1064	EDUCATIONAL SERVICE UNIT	0130300000	COOP INSURANCE/BONDS	0.00	32.00
09000	12487	10/10/14	1064	EDUCATIONAL SERVICE UNIT	0160620000	DEC SALARIES	0.00	13,212.28
09000	12487	10/10/14	1064	EDUCATIONAL SERVICE UNIT	0160620000	DEC SS/MEDICARE	0.00	908.26
09000	12487	10/10/14	1064	EDUCATIONAL SERVICE UNIT	0160620000	DEC RETIREMENT	0.00	1,305.09
09000	12487	10/10/14	1064	EDUCATIONAL SERVICE UNIT	0160620000	DEC WORK COMP	0.00	79.24
09000	12487	10/10/14	1064	EDUCATIONAL SERVICE UNIT	0160600000	IMAT SALARIES	0.00	3,557.11
09000	12487	10/10/14	1064	EDUCATIONAL SERVICE UNIT	0160600000	IMAT SS/MEDICARE	0.00	252.36
09000	12487	10/10/14	1064	EDUCATIONAL SERVICE UNIT	0160600000	IMAT RETIREMENT	0.00	351.37
09000	12487	10/10/14	1064	EDUCATIONAL SERVICE UNIT	0160600000	IMAT WORK COMP	0.00	21.34
09000	12487	10/10/14	1064	EDUCATIONAL SERVICE UNIT	0160641000	LMS SALARIES	0.00	7,225.84
09000	12487	10/10/14	1064	EDUCATIONAL SERVICE UNIT	0160641000	LMS SS/MEDICARE	0.00	503.17
09000	12487	10/10/14	1064	EDUCATIONAL SERVICE UNIT	0160641000	LMS RETIREMENT	0.00	713.75
09000	12487	10/10/14	1064	EDUCATIONAL SERVICE UNIT	0160641000	LMS WORK COMP	0.00	43.34
09000	12487	10/10/14	1064	EDUCATIONAL SERVICE UNIT	0140400000	SRS SALARIES	0.00	13,020.28
09000	12487	10/10/14	1064	EDUCATIONAL SERVICE UNIT	0140400000	SRS SS/MEDICARE	0.00	940.05
09000	12487	10/10/14	1064	EDUCATIONAL SERVICE UNIT	0140400000	SRS RETIREMENT	0.00	1,286.11
09000	12487	10/10/14	1064	EDUCATIONAL SERVICE UNIT	0140400000	SRS WORK COMP	0.00	78.11
09000	12487	10/10/14	1064	EDUCATIONAL SERVICE UNIT	0150500000	PD SALARIES	0.00	1,927.77
09000	12487	10/10/14	1064	EDUCATIONAL SERVICE UNIT	0150500000	PD SS/MEDICARE	0.00	138.21
09000	12487	10/10/14	1064	EDUCATIONAL SERVICE UNIT	0150500000	PD RETIREMENT	0.00	190.42
09000	12487	10/10/14	1064	EDUCATIONAL SERVICE UNIT	0150500000	PD WORK COMPE	0.00	11.56
09000	12487	10/10/14	1064	EDUCATIONAL SERVICE UNIT	0150570400	NMPDS SALARIES	0.00	1,279.02
09000	12487	10/10/14	1064	EDUCATIONAL SERVICE UNIT	0150570400	NMPDS SS/MEDICARE	0.00	86.27
09000	12487	10/10/14	1064	EDUCATIONAL SERVICE UNIT	0150570400	NMPDS RETIREMENT	0.00	126.34
09000	12487	10/10/14	1064	EDUCATIONAL SERVICE UNIT	0150570400	NMPDS WORK COMP	0.00	7.67
TOTAL CHECK							0.00	82,615.74
09000	12488	10/10/14	1057	EDUCATIONAL SERVICE UNIT	0110100000	ESUCC RENT OMAHA	0.00	1,134.73
09000	12488	10/10/14	1057	EDUCATIONAL SERVICE UNIT	0130300000	COOP RENT OMAHA	0.00	233.39
09000	12488	10/10/14	1057	EDUCATIONAL SERVICE UNIT	0140400000	SRS RENT OMAHA	0.00	89.62
09000	12488	10/10/14	1057	EDUCATIONAL SERVICE UNIT	0160600000	IMAT RENT OMAHA	0.00	180.00
09000	12488	10/10/14	1057	EDUCATIONAL SERVICE UNIT	0160620000	DEC RENT OMAHA	0.00	305.22
09000	12488	10/10/14	1057	EDUCATIONAL SERVICE UNIT	0160641000	LMS RENT OMAHA	0.00	252.41
09000	12488	10/10/14	1057	EDUCATIONAL SERVICE UNIT	0110100000	ESUCC PHONE OMAHA	0.00	67.41
09000	12488	10/10/14	1057	EDUCATIONAL SERVICE UNIT	0160641000	LMS PHONE OMAHA	0.00	67.41

SUNGARD PENTAMATION  
 DATE: 11/10/2014  
 TIME: 08:23:54

ESU COORDINATING COUNCIL  
 CHECK REGISTER - DISBURSEMENT FUND

PAGE NUMBER: 3  
 ACCTPA21

SELECTION CRITERIA: transact.yr='15' and transact.period='2'  
 ACCOUNTING PERIOD: 2/15

FUND - 99 - DISBURSEMENT FUND

CASH ACCT	CHECK NO	ISSUE DT	VENDOR	NAME	ORG UNIT	-----DESCRIPTION-----	SALES TAX	AMOUNT
09000	12488	10/10/14	1057	EDUCATIONAL SERVICE UNIT	0110100000	ESUCC POSTAGE OMAHA	0.00	36.83
09000	12488	10/10/14	1057	EDUCATIONAL SERVICE UNIT	0150530200	PD ESPD CONF/MEETINGS	0.00	45.50
09000	12488	10/10/14	1057	EDUCATIONAL SERVICE UNIT	0150520200	PD SDA STRATEGIST MEET	0.00	116.00
09000	12488	10/10/14	1057	EDUCATIONAL SERVICE UNIT	0150500200	PD ESU PDO MEETINGS	0.00	2,890.00
09000	12488	10/10/14	1057	EDUCATIONAL SERVICE UNIT	0150520200	PD SDA MEETING	0.00	615.00
09000	12488	10/10/14	1057	EDUCATIONAL SERVICE UNIT	0150540200	PD TAG MEETING	0.00	392.50
TOTAL CHECK							0.00	6,426.02
09000	12489	10/10/14	1150	EDUCATIONAL SERVICE UNIT	0160600000	IMAT RENT BEATRICE	0.00	3,000.00
09000	12490	10/10/14	1067	EDUCATIONAL SERVICE UNIT	0110100000	ESUCC MEETINGS, FACILI	0.00	322.52
09000	12491	10/10/14	1039	UNION BANK & TRUST COMPA	0150620000	PD BLENDED INACOL MEMB	0.00	300.00
09000	12491	10/10/14	1039	UNION BANK & TRUST COMPA	0160620000	DEC COMPUTER HARDWARE	0.00	69.95
09000	12491	10/10/14	1039	UNION BANK & TRUST COMPA	0110100000	ESUCC COMPUTER HARDWAR	0.00	34.99
09000	12491	10/10/14	1039	UNION BANK & TRUST COMPA	0110100000	ESUCC TRAVEL	0.00	5.00
09000	12491	10/10/14	1039	UNION BANK & TRUST COMPA	0150520200	PD SDA MEETING MATERIA	0.00	197.60
09000	12491	10/10/14	1039	UNION BANK & TRUST COMPA	0110100000	ESUCC TRAVEL	0.00	2.00
09000	12491	10/10/14	1039	UNION BANK & TRUST COMPA	0110100000	ESUCC LOBBYIST FEE	0.00	200.00
09000	12491	10/10/14	1039	UNION BANK & TRUST COMPA	0160641000	LMS COMPUTER HARDWARE	0.00	742.14
09000	12491	10/10/14	1039	UNION BANK & TRUST COMPA	0110100000	ESUCC SUPPLIES	0.00	57.24
09000	12491	10/10/14	1039	UNION BANK & TRUST COMPA	0160620000	DEC INACOL MEMBERSHIP	0.00	200.00
09000	12491	10/10/14	1039	UNION BANK & TRUST COMPA	0150570400	NMPDS SUPPLIES/BOOKS	0.00	68.66
09000	12491	10/10/14	1039	UNION BANK & TRUST COMPA	0110100000	ESUCC TRAVEL	0.00	42.36
09000	12491	10/10/14	1039	UNION BANK & TRUST COMPA	0160620000	DEC TRAVEL	0.00	20.11
09000	12491	10/10/14	1039	UNION BANK & TRUST COMPA	0130300000	COOP TRAVEL	0.00	17.43
TOTAL CHECK							0.00	1,957.48
09000	12492	10/10/14	1040	HARDING & SHULTZ	0110100000	ESUCC LEGAL SERVICES	0.00	1,634.75
09000	12492	10/10/14	1040	HARDING & SHULTZ	0130300000	COOP LEGAL SERVICES	0.00	1,634.75
09000	12492	10/10/14	1040	HARDING & SHULTZ	0140400000	SRS LEGAL SERVICES	0.00	228.10
09000	12492	10/10/14	1040	HARDING & SHULTZ	0160600000	IMAT LEGAL SERVICES	0.00	101.38
09000	12492	10/10/14	1040	HARDING & SHULTZ	0160620000	DEC LEGAL SERVICES	0.00	101.38
09000	12492	10/10/14	1040	HARDING & SHULTZ	0160641000	LMS LEGAL SERVICES	0.00	101.38
TOTAL CHECK							0.00	3,801.74
09000	12493	10/10/14	1041	NE ASSOCIATION OF SCHOOL	0130300000	COOP RENT LINCOLN, SEP	0.00	258.34
09000	12493	10/10/14	1041	NE ASSOCIATION OF SCHOOL	0130300000	COOP RENT LINCOLN, OCT	0.00	258.34
09000	12493	10/10/14	1041	NE ASSOCIATION OF SCHOOL	0140400000	SRS RENT LINCOLN, SEPT	0.00	516.66
09000	12493	10/10/14	1041	NE ASSOCIATION OF SCHOOL	0140400000	SRS RENT LINCOLN, OCT	0.00	516.66
TOTAL CHECK							0.00	1,550.00
09000	12494	10/10/14	1045	AT CONFERENCE	0130300000	COOP PHONE EXP	0.00	6.27
09000	12494	10/10/14	1045	AT CONFERENCE	0110100000	ESUCC PHONE EXP	0.00	4.11
09000	12494	10/10/14	1045	AT CONFERENCE	0160600000	IMAT PHONE EXP	0.00	7.12
09000	12494	10/10/14	1045	AT CONFERENCE	0160600000	IMAT PHONE CONF EXP	0.00	14.57
09000	12494	10/10/14	1045	AT CONFERENCE	0160620000	DEC PHONE CONF EXP	0.00	7.65
TOTAL CHECK							0.00	39.72
09000	12495	10/10/14	1044	TIME WARNER CABLE	0130300000	COOP PHONE LINCOLN	0.00	65.48
09000	12495	10/10/14	1044	TIME WARNER CABLE	0140400000	SRS PHONE LINCOLN	0.00	130.98
09000	12495	10/10/14	1044	TIME WARNER CABLE	0130300000	COOP INTERNET LINCOLN	0.00	73.05

SUNGARD PENTAMATION  
 DATE: 11/10/2014  
 TIME: 08:23:54

ESU COORDINATING COUNCIL  
 CHECK REGISTER - DISBURSEMENT FUND

PAGE NUMBER: 4  
 ACCTPA21

SELECTION CRITERIA: transact.yr='15' and transact.period='2'  
 ACCOUNTING PERIOD: 2/15

FUND - 99 - DISBURSEMENT FUND

CASH ACCT	CHECK NO	ISSUE DT	VENDOR	NAME	ORG UNIT	-----DESCRIPTION-----	SALES TAX	AMOUNT
09000	12495	10/10/14	1044	TIME WARNER CABLE	0140400000	SRS INTERNET LINCOLN	0.00	146.08
TOTAL CHECK							0.00	415.59
09000	12496	10/10/14	1047	AT&T MOBILITY	0140400000	SRS MOBILE PHONE EXPEN	0.00	176.24
09000	12497	10/10/14	1065	OMAHA WORLD HERALD	0130300000	COOP BID ADVERTISING	0.00	752.50
09000	12497	10/10/14	1065	OMAHA WORLD HERALD	0110100000	ESUCC ADVERTISING	0.00	523.00
TOTAL CHECK							0.00	1,275.50
09000	12498	10/10/14	1052	SOLIANT CONSULTING INC	0140400000	SRS CONTRACTED SERVICE	0.00	5,334.45
09000	12499	10/10/14	1051	HARVILL ENTERPRISES	0130300000	COOP CONTRACTED SERVIC	0.00	40.00
09000	12499	10/10/14	1051	HARVILL ENTERPRISES	0140400000	SRS CONTRACTED SERVICE	0.00	80.00
09000	12499	10/10/14	1051	HARVILL ENTERPRISES	0160600000	IMAT CONTRACTED SERVIC	0.00	80.00
09000	12499	10/10/14	1051	HARVILL ENTERPRISES	0160620000	DEC CONTRACTED SERVICE	0.00	200.00
09000	12499	10/10/14	1051	HARVILL ENTERPRISES	0160641000	LMS CONTRACTED SERVICE	0.00	200.00
09000	12499	10/10/14	1051	HARVILL ENTERPRISES	0150575400	SLDS CONTRATED SERVICE	0.00	200.00
TOTAL CHECK							0.00	800.00
09000	12500	10/10/14	1042	NE COUNCIL OF SCHOOL ADM	0110100000	ESUCC NCSA SPONSORSHIP	0.00	6,000.00
09000	12501	10/10/14	1213	NATM	0150570400	NMPDS NATM CONFERENCE	0.00	7,800.00
09000	12501	10/10/14	1213	NATM	0150570400	NMPDS SUPPLIES/BOOKS	0.00	1,679.60
TOTAL CHECK							0.00	9,479.60
09000	12502	10/10/14	1026	NORTHWEST EVALUATION ASS	0150550200	NWEA TRAINING, EDIGER	0.00	2,500.00
09000	12502	10/10/14	1026	NORTHWEST EVALUATION ASS	0150550200	NWEA CONTRACTED SERVIC	0.00	48,000.00
TOTAL CHECK							0.00	50,500.00
09000	12503	10/10/14	1218	THE FGR GROUP	0150620000	PD BLENDED MTG FACILIT	0.00	849.10
09000	12504	10/10/14	1214	HOLIDAY INN EXPRESS	0140400000	SRS TRAVEL/LODGING	0.00	83.00
09000	12505	10/10/14	1074	HOLIDAY INN EXPRESS	0140400000	SRS TRAVEL/LODGING	0.00	93.00
09000	12506	10/10/14	1072	HOLIDAY INN EXPRESS	0160600000	IMAT TRAVEL/LODGING	0.00	83.00
09000	12506	10/10/14	1072	HOLIDAY INN EXPRESS	0160620000	DEC TRAVEL/LODGING	0.00	83.00
TOTAL CHECK							0.00	166.00
09000	12507	10/10/14	1215	MIDWEST CONNECT	0130300000	COOP OFFICE SUPPLIES	0.00	175.00
09000	12508	10/10/14	1062	STAPLES ADVANTAGE	0110100000	ESUCC SUPPLIES	0.00	13.78
09000	12508	10/10/14	1062	STAPLES ADVANTAGE	0110100000	ESUCC SUPPLIES	0.00	12.98
09000	12508	10/10/14	1062	STAPLES ADVANTAGE	0160620000	DEC SUPPLIES, ISAACSON	0.00	50.98
TOTAL CHECK							0.00	77.74
09000	12509	10/10/14	1155	DAVE LUDWIG	0110100000	ESUCC TRAVEL REIMBURSE	0.00	420.70
09000	12509	10/10/14	1155	DAVE LUDWIG	0110100000	ESUCC TRAVEL REIMBURSE	0.00	1,283.52
TOTAL CHECK							0.00	1,704.22
09000	12510	10/10/14	1100	GORDON ROETHEMEYER	0160620000	DEC TRAVEL REIMBURSEME	0.00	227.92
09000	12510	10/10/14	1100	GORDON ROETHEMEYER	0160620000	DEC TRAVEL REIMBURSEME	0.00	134.40

SUNGARD PENTAMATION  
 DATE: 11/10/2014  
 TIME: 08:23:54

ESU COORDINATING COUNCIL  
 CHECK REGISTER - DISBURSEMENT FUND

PAGE NUMBER: 5  
 ACCTPA21

SELECTION CRITERIA: transact.yr='15' and transact.period='2'  
 ACCOUNTING PERIOD: 2/15

FUND - 99 - DISBURSEMENT FUND

CASH ACCT	CHECK NO	ISSUE DT	VENDOR	NAME	ORG UNIT	-----DESCRIPTION-----	SALES TAX	AMOUNT
TOTAL CHECK							0.00	362.32
09000	12511	10/10/14	1076	PRISCILLA QUINTANA	0130300000	ESUCC TRAVEL REIMBURSE	0.00	94.36
09000	12511	10/10/14	1076	PRISCILLA QUINTANA	0110100000	COOP TRAVEL REIMBURSEM	0.00	94.36
TOTAL CHECK							0.00	188.72
09000	12512	10/10/14	1061	DEB HERICKS	0110100000	ESUCC TRAVEL REIMBURSE	0.00	200.48
09000	12512	10/10/14	1061	DEB HERICKS	0150570400	NMPDS TRAVEL EXPENSES	0.00	220.61
TOTAL CHECK							0.00	421.09
09000	12513	10/10/14	1087	RHONDA EIS	0160600000	IMAT TRAVEL/EXPENSE RE	0.00	396.19
09000	12514	10/10/14	1111	WADE FRUHLING	0140400000	SRS TRAVEL/EXPENSE REI	0.00	2,139.32
09000	12514	10/10/14	1111	WADE FRUHLING	0140400000	SRS POSTAGE	0.00	1.61
09000	12514	10/10/14	1111	WADE FRUHLING	0140400000	SRS CATERING, BOARD MT	0.00	64.09
TOTAL CHECK							0.00	2,205.02
09000	12515	10/10/14	1176	HELEN BANZHAF	0150570400	NMPDS CONTRACTED SERVI	0.00	3,333.33
09000	12515	10/10/14	1176	HELEN BANZHAF	0150570400	NMPDS SUPPLIES/PHONE	0.00	50.00
09000	12515	10/10/14	1176	HELEN BANZHAF	0150570400	NMPDS TRAVEL/MILEAGE	0.00	168.00
09000	12515	10/10/14	1176	HELEN BANZHAF	0150570400	NMPDS TRAVEL/FLIGHT	0.00	1,093.50
TOTAL CHECK							0.00	4,644.83
09000	12516	10/10/14	1216	DEB ROMANEK	0150570400	NMPDS TRAVEL/FLIGHT	0.00	1,093.50
09000	12517	10/10/14	1217	WINSIDE PUBLIC SCHOOLS	0150570400	NMPDS SUBSITUTE TEACHE	0.00	1,140.00
09000	12517	10/10/14	1217	WINSIDE PUBLIC SCHOOLS	0150570400	NMPDS TEACHER STIPENDS	0.00	700.00
TOTAL CHECK							0.00	1,840.00
09000	12518	10/10/14	1137	O'NEILL PUBLIC SCHOOLS	0150570400	NMPDS TEACHER STIPENDS	0.00	560.00
09000	12519	10/10/14	1211	KIP SCHNEIDER	0130300000	COOP TRAVEL/EXPENSE RE	0.00	3,322.32
09000	12519	10/10/14	1211	KIP SCHNEIDER	0130300000	COOP TRAVEL/EXPENSE RE	0.00	-3,322.32
09000	12519	10/10/14	1211	KIP SCHNEIDER	0130300000	COOP TRAVEL/EXPENSE RE	0.00	3,322.48
TOTAL CHECK							0.00	3,322.48
09000	12520	10/10/14	1002	APPLE COMPUTER	0150570400	NMPDS SUPPLIES/LAPTOP	0.00	2,198.00
09000	12521	10/10/14	1006	BLACKBOARD	0160641000	LMS ANGEL LICENSES	0.00	16,068.11
09000	12522	10/10/14	1007	CDW GOVERNMENT INC.	0160620000	DEC COMPUTER MONITORS	0.00	485.12
09000	12523	10/10/14	1031	SOFTCHOICE CORPORATION	0150570400	NMPDS SOFTWARE	0.00	43.00
09000	12524	10/10/14	1038	WORLD BOOK	0130300000	AMHERST PUBLIC SCHOOLS	0.00	176.00
09000	12524	10/10/14	1038	WORLD BOOK	0130300000	ANSELMO-MERNA PUBLIC S	0.00	134.75
09000	12524	10/10/14	1038	WORLD BOOK	0130300000	ARNOLD PUBLIC SCHOOLS	0.00	68.75
09000	12524	10/10/14	1038	WORLD BOOK	0130300000	BROKEN BOW PUBLIC SCHO	0.00	469.70
09000	12524	10/10/14	1038	WORLD BOOK	0130300000	BURWELL PUBLIC SCHOOLS	0.00	84.15
09000	12524	10/10/14	1038	WORLD BOOK	0130300000	CENTURA PUBLIC SCHOOLS	0.00	255.75
09000	12524	10/10/14	1038	WORLD BOOK	0130300000	COZAD COMMUNITY SCHOOL	0.00	462.55
09000	12524	10/10/14	1038	WORLD BOOK	0130300000	ELM CREEK PUBLIC SCHOO	0.00	176.00

SUNGARD PENTAMATION  
 DATE: 11/10/2014  
 TIME: 08:23:54

ESU COORDINATING COUNCIL  
 CHECK REGISTER - DISBURSEMENT FUND

PAGE NUMBER: 6  
 ACCTPA21

SELECTION CRITERIA: transact.yr='15' and transact.period='2'  
 ACCOUNTING PERIOD: 2/15

FUND - 99 - DISBURSEMENT FUND

CASH ACCT	CHECK NO	ISSUE DT	VENDOR	NAME	ORG UNIT	-----DESCRIPTION-----	SALES TAX	AMOUNT
09000	12524	10/10/14	1038	WORLD BOOK	0130300000	FAITH CHRISTIAN SCHOOL	0.00	56.10
09000	12524	10/10/14	1038	WORLD BOOK	0130300000	GIBBON PUBLIC SCHOOLS	0.00	322.30
09000	12524	10/10/14	1038	WORLD BOOK	0130300000	GOTHENBURG PUBLIC SCHO	0.00	495.00
09000	12524	10/10/14	1038	WORLD BOOK	0130300000	GREELEY-WOLBACH-NORTH	0.00	67.65
09000	12524	10/10/14	1038	WORLD BOOK	0130300000	KEARNEY CATHOLIC HIGH	0.00	178.75
09000	12524	10/10/14	1038	WORLD BOOK	0130300000	KEARNEY PUBLIC SCHOOLS	0.00	2,860.00
09000	12524	10/10/14	1038	WORLD BOOK	0130300000	LEXINGTON PUBLIC SCHOO	0.00	1,650.00
09000	12524	10/10/14	1038	WORLD BOOK	0130300000	LITCHFILED PUBLIC SCHO	0.00	55.00
09000	12524	10/10/14	1038	WORLD BOOK	0130300000	LOUP CITY PUBLIC SCHOO	0.00	165.00
09000	12524	10/10/14	1038	WORLD BOOK	0130300000	OVERTON PUBLIC SCHOOLS	0.00	160.60
09000	12524	10/10/14	1038	WORLD BOOK	0130300000	PLEASANTON PUBLIC SCHO	0.00	121.00
09000	12524	10/10/14	1038	WORLD BOOK	0130300000	RAVENNA PUBLIC SCHOOLS	0.00	247.50
09000	12524	10/10/14	1038	WORLD BOOK	0130300000	RIVERSIDE PUBLIC SCHOO	0.00	132.00
09000	12524	10/10/14	1038	WORLD BOOK	0130300000	SANDHILLS PUBLIC SCHOO	0.00	57.75
09000	12524	10/10/14	1038	WORLD BOOK	0130300000	SARGENT PUBLIC SCHOOLS	0.00	96.25
09000	12524	10/10/14	1038	WORLD BOOK	0130300000	SHELTON PUBLIC SCHOOLS	0.00	165.00
09000	12524	10/10/14	1038	WORLD BOOK	0130300000	ST. PAUL PUBLIC SCHOOL	0.00	374.00
09000	12524	10/10/14	1038	WORLD BOOK	0130300000	WOOD RIVER RURAL SCHOO	0.00	266.20
TOTAL CHECK							0.00	9,297.75
09000	12525	10/10/14	1038	WORLD BOOK	0130300000	ALMA PUBLIC SCHOOL	0.00	156.75
09000	12525	10/10/14	1038	WORLD BOOK	0130300000	ARAPAHOE PUBLIC SCHOOL	0.00	156.75
09000	12525	10/10/14	1038	WORLD BOOK	0130300000	AXTELL PUBLIC SCHOOL	0.00	145.75
09000	12525	10/10/14	1038	WORLD BOOK	0130300000	BERTRAND PUBLIC SCHOOL	0.00	140.25
09000	12525	10/10/14	1038	WORLD BOOK	0130300000	ELWOOD PUBLIC SCHOOLS	0.00	115.50
09000	12525	10/10/14	1038	WORLD BOOK	0130300000	EUSTIS-FARNAM PUBLIC S	0.00	107.80
09000	12525	10/10/14	1038	WORLD BOOK	0130300000	FRANKLIN PUBIC SCHOOLS	0.00	165.00
09000	12525	10/10/14	1038	WORLD BOOK	0130300000	HOLDREGE PUBLIC SCHOOL	0.00	598.40
09000	12525	10/10/14	1038	WORLD BOOK	0130300000	LOOMIS PUBLIC SCHOOLS	0.00	121.00
09000	12525	10/10/14	1038	WORLD BOOK	0130300000	MINDEN PUBLIC SCHOOLS	0.00	407.00
09000	12525	10/10/14	1038	WORLD BOOK	0130300000	SOUTHERN VALLEY SCHOOL	0.00	244.75
09000	12525	10/10/14	1038	WORLD BOOK	0130300000	WILCOX-HILDRETH PUBLIC	0.00	115.50
TOTAL CHECK							0.00	2,474.45
09000	12526	10/10/14	1038	WORLD BOOK	0130300000	ARTHUR COUNTY SCHOOLS	0.00	55.00
09000	12526	10/10/14	1038	WORLD BOOK	0130300000	HERSHEY PUBLIC SCHOOLS	0.00	285.45
09000	12526	10/10/14	1038	WORLD BOOK	0130300000	MCPHERSON COUNTY SCHOO	0.00	55.00
09000	12526	10/10/14	1038	WORLD BOOK	0130300000	MULLEN PUBLIC SCHOOLS	0.00	90.20
09000	12526	10/10/14	1038	WORLD BOOK	0130300000	NORTH PLATTE PUBLIC SC	0.00	2,260.50
09000	12526	10/10/14	1038	WORLD BOOK	0130300000	PAXTON CONSOLIDATED SC	0.00	82.50
09000	12526	10/10/14	1038	WORLD BOOK	0130300000	PERKINS COUNTY SCHOOLS	0.00	204.05
09000	12526	10/10/14	1038	WORLD BOOK	0130300000	STAPLETON PUBLIC SCHOO	0.00	104.50
09000	12526	10/10/14	1038	WORLD BOOK	0130300000	SUTHERLAND PUBLIC SCHO	0.00	90.75
TOTAL CHECK							0.00	3,227.95
09000	12527	10/10/14	1038	WORLD BOOK	0130300000	JOHNSON-BROCK PUBLIC S	0.00	154.00
09000	12527	10/10/14	1038	WORLD BOOK	0130300000	SYRACUSE PUBLIC SCHOOL	0.00	372.35
09000	12527	10/10/14	1038	WORLD BOOK	0130300000	JOHNSON COUNTY CENTRAL	0.00	283.80
09000	12527	10/10/14	1038	WORLD BOOK	0130300000	NEBRASKA CITY SCHOOLS	0.00	553.30
09000	12527	10/10/14	1038	WORLD BOOK	0130300000	BEATRICE PUBLIC SCHOOL	0.00	1,210.00
09000	12527	10/10/14	1038	WORLD BOOK	0130300000	BRUNING-DAVENPORT UNIF	0.00	93.50
09000	12527	10/10/14	1038	WORLD BOOK	0130300000	DILLER-ODELL PUBLIC SC	0.00	137.50

SUNGARD PENTAMATION  
 DATE: 11/10/2014  
 TIME: 08:23:54

ESU COORDINATING COUNCIL  
 CHECK REGISTER - DISBURSEMENT FUND

PAGE NUMBER: 7  
 ACCTPA21

SELECTION CRITERIA: transact.yr='15' and transact.period='2'  
 ACCOUNTING PERIOD: 2/15

FUND - 99 - DISBURSEMENT FUND

CASH ACCT	CHECK NO	ISSUE DT	VENDOR	NAME	ORG UNIT	-----DESCRIPTION-----	SALES TAX	AMOUNT
09000	12527	10/10/14	1038	WORLD BOOK	0130300000	MERIDIAN PUBLIC SCHOOL	0.00	120.45
09000	12527	10/10/14	1038	WORLD BOOK	0130300000	SOUTHERN PUBLIC SCHOOL	0.00	206.25
09000	12527	10/10/14	1038	WORLD BOOK	0130300000	TRI COUNTY PUBLIC SCHO	0.00	192.50
09000	12527	10/10/14	1038	WORLD BOOK	0130300000	EXETER-MILLIGAN PUBLIC	0.00	92.40
09000	12527	10/10/14	1038	WORLD BOOK	0130300000	CHADRON SCHOOLS	0.00	488.95
09000	12527	10/10/14	1038	WORLD BOOK	0130300000	CRAWFORD SCHOOL	0.00	132.00
09000	12527	10/10/14	1038	WORLD BOOK	0130300000	CREEK VALLEY SCHOOLS	0.00	137.50
09000	12527	10/10/14	1038	WORLD BOOK	0130300000	GARDEN COUNTY SCHOOLS	0.00	57.75
09000	12527	10/10/14	1038	WORLD BOOK	0130300000	GERING PUBLIC SCHOOLS	0.00	1,122.55
09000	12527	10/10/14	1038	WORLD BOOK	0130300000	GORDON / RUSHVILLE HIG	0.00	105.60
09000	12527	10/10/14	1038	WORLD BOOK	0130300000	HAY SPRINGS SCHOOL	0.00	86.90
09000	12527	10/10/14	1038	WORLD BOOK	0130300000	HEMINGFORD SCHOOL	0.00	209.00
09000	12527	10/10/14	1038	WORLD BOOK	0130300000	LEYTON PUBLIC SCHOOLS	0.00	115.50
09000	12527	10/10/14	1038	WORLD BOOK	0130300000	MINATARE HIGH SCHOOL	0.00	118.25
09000	12527	10/10/14	1038	WORLD BOOK	0130300000	MITCHELL SCHOOL	0.00	350.90
09000	12527	10/10/14	1038	WORLD BOOK	0130300000	MORRILL SCHOOL	0.00	192.50
09000	12527	10/10/14	1038	WORLD BOOK	0130300000	POTTER-DIX PUBLIC SCHO	0.00	107.80
09000	12527	10/10/14	1038	WORLD BOOK	0130300000	SCOTTSBLUFF PUBLIC SCH	0.00	1,650.00
09000	12527	10/10/14	1038	WORLD BOOK	0130300000	SIOUX COUNTY SCHOOLS	0.00	59.95
09000	12527	10/10/14	1038	WORLD BOOK	0130300000	DUNDY COUNTY-STRATTON	0.00	206.25
09000	12527	10/10/14	1038	WORLD BOOK	0130300000	HAYES CENTER PUBLIC SC	0.00	54.45
09000	12527	10/10/14	1038	WORLD BOOK	0130300000	MAYWOOD PUBLIC SCHOOLS	0.00	82.50
09000	12527	10/10/14	1038	WORLD BOOK	0130300000	MEDICINE VALLEY PUBLIC	0.00	107.25
09000	12527	10/10/14	1038	WORLD BOOK	0130300000	SOUTHWEST PUBLIC SCHOO	0.00	162.25
09000	12527	10/10/14	1038	WORLD BOOK	0130300000	WAUNETA-PALISADE SCHOO	0.00	111.65
09000	12527	10/10/14	1038	WORLD BOOK	0130300000	HITCHCOCK COUNTY SCHOO	0.00	154.00
09000	12527	10/10/14	1038	WORLD BOOK	0130300000	ALLIANCE PUBLIC SCHOOL	0.00	838.75
09000	12527	10/10/14	1038	WORLD BOOK	0130300000	BAYARD SCHOOL	0.00	236.50
09000	12527	10/10/14	1038	WORLD BOOK	0130300000	BRIDGEPORT SCHOOL	0.00	27.50
TOTAL CHECK							0.00	10,332.30
09000	EFT00005	10/29/14	1222	AMAZON	0150570400	NMPDS SUPPLIES/BOOKS	0.00	544.00
TOTAL CASH ACCOUNT							0.00	306,172.00
TOTAL FUND							0.00	306,172.00
TOTAL REPORT							0.00	306,172.00

SUNGARD PENTAMATION  
 DATE: 11/10/2014  
 TIME: 08:24:54

ESU COORDINATING COUNCIL  
 SUMMARY EXPENDITURE COMPARISON REPORT

PAGE NUMBER: 1  
 EXPCOM31

SELECTION CRITERIA: ALL  
 ACCOUNTING PERIOD: 2/15

Fund - 01 - GENERAL FUND

TITLE	CURRENT YEAR				PRIOR YEAR			
	BUDGET	EXPENDITURES	BALANCE	%	BUDGET	EXPENDITURES	BALANCE	%
TOTAL ESUCC/ADM	275,228.00	31,181.26	244,046.74	11.33	.00	.00	.00	.00
TOTAL GENERAL	.00	.00	.00	.00	.00	.00	.00	.00
TOTAL COOP	2,302,876.00	56,767.75	2,246,108.25	2.47	.00	.00	.00	.00
TOTAL SRS	434,734.00	41,170.22	393,563.78	9.47	.00	.00	.00	.00
TOTAL PROF DEV	1,153,220.00	99,315.62	1,053,904.38	8.61	.00	.00	.00	.00
TOTAL BLENDED	1,002,356.00	84,845.11	917,510.89	8.46	.00	.00	.00	.00
TOTAL FLOW THROUGH	360,000.00	.00	360,000.00	.00	.00	.00	.00	.00
TOTAL GENERAL FUND	5,528,414.00	313,279.96	5,215,134.04	5.67	.00	.00	.00	.00
TOTAL REPORT	5,528,414.00	313,279.96	5,215,134.04	5.67	.00	.00	.00	.00

SUNGARD PENTAMATION, INC.  
DATE: 11/10/2014  
TIME: 08:29:29

ESU COORDINATING COUNCIL  
INVOICE SHORT LISTING

PAGE NUMBER: 1  
MODULE: mrinvlrp

SELECTION CRITERIA: cmropenitem.total\_due>0.0

INV DATE	INVOICE NO	CUSTOMER #	CUSTOMER NAME	ORIG INVOICE	INVOICE ADJTT	----PAYMENTS	PAYMENT ADJTT	-WRITTEN OFF	---TOTAL DUE
09/18/2014	AEPA000005	BROKENBOW	BROKEN BOW PUBLIC	469.70	.00	.00	.00	.00	469.70
09/18/2014	AEPA000012	GOTHENBURG	GOTHENBURG PUBLIC	495.00	.00	.00	.00	.00	495.00
09/18/2014	AEPA000032	ELWOOD	ELWOOD PUBLIC SCHO	115.50	.00	.00	.00	.00	115.50
09/18/2014	AEPA000041	BAYARD	BAYARD PUBLIC SCHO	236.50	.00	.00	.00	.00	236.50
09/18/2014	AEPA000042	BRIDGEPORT	BRIDGEPORT PUBLIC	27.50	.00	.00	.00	.00	27.50
09/18/2014	AEPA000053	MORRILL	MORRILL PUBLIC SCH	192.50	.00	.00	.00	.00	192.50
09/18/2014	AEPA000055	SCOTTSBLUF	SCOTTSBLUFF PUBLIC	1,650.00	.00	.00	.00	.00	1,650.00
09/18/2014	AEPA000057	DUNDYCOSTR	DUNDY COUNTY-STRAT	206.25	.00	.00	.00	.00	206.25
09/18/2014	AEPA000068	NOPLATTE	NORTH PLATTE PUBLI	2,260.50	.00	.00	.00	.00	2,260.50
07/18/2014	COOP000957	BROWN	BROWN & SAENGER	117,545.70	.00	.00	.00	.00	117,545.70
07/18/2014	COOP000963	ELGIN	ELGIN SCHOOL SUPPL	159.80	.00	.00	.00	.00	159.80
07/18/2014	COOP000974	NATART	NATIONAL ART & SCH	6,256.34	.00	.00	.00	.00	6,256.34
07/18/2014	COOP000976	PYRAMID	PYRAMID SCHOOL PRO	20,180.41	.00	.00	.00	.00	20,180.41
07/18/2014	COOP000977	RIDDELL	RIDDELL / ALL AMER	106.65	.00	.00	.00	.00	106.65
07/18/2014	COOP000983	STANDARD	STANDARD STATIONER	687.03	.00	.00	.00	.00	687.03
10/31/2014	CRIS000044	ARNOLD	ARNOLD PUBLIC SCHO	100.00	.00	.00	.00	.00	100.00
10/31/2014	CRIS000045	AURORA	AURORA PUBLIC SCHO	350.00	.00	.00	.00	.00	350.00
10/31/2014	CRIS000046	BANNER	BANNER COUNTY PUBL	300.00	.00	.00	.00	.00	300.00
10/31/2014	CRIS000047	BRIDGEPORT	BRIDGEPORT PUBLIC	100.00	.00	.00	.00	.00	100.00
10/31/2014	CRIS000048	BURWELL	BURWELL PUBLIC SCH	400.00	.00	.00	.00	.00	400.00
10/31/2014	CRIS000049	CALLAWAY	CALLAWAY PUBLIC SC	300.00	.00	.00	.00	.00	300.00
10/31/2014	CRIS000050	CENTRALCIT	CENTRAL CITY PUBLI	450.00	.00	.00	.00	.00	450.00
10/31/2014	CRIS000051	CENTURA	CENTURA PUBLIC SCH	175.00	.00	.00	.00	.00	175.00
10/31/2014	CRIS000052	COLUMBUS	COLUMBUS PUBLIC SC	300.00	.00	.00	.00	.00	300.00
10/31/2014	CRIS000053	COZAD	COZAD COMMUNITY SC	500.00	.00	.00	.00	.00	500.00
10/31/2014	CRIS000054	CROFTON	CROFTON COMMUNITY	100.00	.00	.00	.00	.00	100.00
10/31/2014	CRIS000055	CROSSCOUNT	CROSS COUNTY COMMU	500.00	.00	.00	.00	.00	500.00
10/31/2014	CRIS000056	DAVIDCITY	DAVID CITY PUBLIC	350.00	.00	.00	.00	.00	350.00
10/31/2014	CRIS000057	DCWEST	DC WEST COMMUNITY	350.00	.00	.00	.00	.00	350.00
10/31/2014	CRIS000058	ESU16	EDUCATIONAL SERVIC	700.00	.00	.00	.00	.00	700.00
10/31/2014	CRIS000059	FAIRBURY	FAIRBURY PUBLIC SC	600.00	.00	.00	.00	.00	600.00
10/31/2014	CRIS000060	FREEMAN	FREEMAN PUBLIC SCH	300.00	.00	.00	.00	.00	300.00
10/31/2014	CRIS000061	GERING	GERING PUBLIC SCHO	300.00	.00	.00	.00	.00	300.00
10/31/2014	CRIS000062	GOTHENBURG	GOTHENBURG PUBLIC	300.00	.00	.00	.00	.00	300.00
10/31/2014	CRIS000063	GRANDISLAN	GRAND ISLAND PUBLI	1,925.00	.00	.00	.00	.00	1,925.00
10/31/2014	CRIS000064	HAMPTON	HAMPTON PUBLIC SCH	175.00	.00	.00	.00	.00	175.00
10/31/2014	CRIS000065	HERSHEY	HERSHEY PUBLIC SCH	100.00	.00	.00	.00	.00	100.00
10/31/2014	CRIS000066	KEARNEY	KEARNEY PUBLIC SCH	1,400.00	.00	.00	.00	.00	1,400.00
10/31/2014	CRIS000067	LEXINGTON	LEXINGTON PUBLIC S	475.00	.00	.00	.00	.00	475.00
10/31/2014	CRIS000068	LEYTON	LEYTON PUBLIC SCHO	400.00	.00	.00	.00	.00	400.00
10/31/2014	CRIS000069	LITCHFIELD	LITCHFIELD PUBLIC	900.00	.00	.00	.00	.00	900.00
10/31/2014	CRIS000070	MERIDIAN	MERIDIAN PUBLIC SC	600.00	.00	.00	.00	.00	600.00
10/31/2014	CRIS000071	MINATARE	MINATARE PUBIC SCH	400.00	.00	.00	.00	.00	400.00
10/31/2014	CRIS000072	MITCHELL	MITCHELL PUBLIC SC	750.00	.00	.00	.00	.00	750.00
10/31/2014	CRIS000073	NOPLATTE	NORTH PLATTE PUBLI	600.00	.00	.00	.00	.00	600.00
10/31/2014	CRIS000074	PALMER	PALMER PUBLIC SCHO	700.00	.00	.00	.00	.00	700.00
10/31/2014	CRIS000075	PLEASANTON	PLESANTON PUBLIC S	300.00	.00	.00	.00	.00	300.00
10/31/2014	CRIS000076	POTTERDIX	POTTER DIX PUBLIC	200.00	.00	.00	.00	.00	200.00
10/31/2014	CRIS000077	SCOTTSBLUF	SCOTTSBLUFF PUBLIC	1,000.00	.00	.00	.00	.00	1,000.00
10/31/2014	CRIS000078	SHELTON	SHELTON PUBLIC SCH	200.00	.00	.00	.00	.00	200.00
10/31/2014	CRIS000079	SOUTHERNPU	SOUTHERN PUBLIC SC	400.00	.00	.00	.00	.00	400.00
10/31/2014	CRIS000080	SOUTHWEST	SOUTHWEST PUBLIC S	500.00	.00	.00	.00	.00	500.00
10/31/2014	CRIS000081	STANTON	STANTON COMMUNITY	100.00	.00	.00	.00	.00	100.00
10/31/2014	CRIS000082	SUTHERLAND	SUTHERLAND PUBLIC	525.00	.00	.00	.00	.00	525.00
10/31/2014	CRIS000083	SUTTON	SUTTON PUBLIC SCHO	525.00	.00	.00	.00	.00	525.00
10/31/2014	CRIS000084	TRICOUNTY	TRI COUNTY PUBLIC	300.00	.00	.00	.00	.00	300.00

SUNGARD PENTAMATION, INC.  
 DATE: 11/10/2014  
 TIME: 08:29:29

ESU COORDINATING COUNCIL  
 INVOICE SHORT LISTING

PAGE NUMBER: 2  
 MODULE: mrinvlrp

SELECTION CRITERIA: cmropenitem.total\_due>0.0

INV DATE	INVOICE NO	CUSTOMER #	CUSTOMER NAME	ORIG INVOICE	INVOICE ADJTT	----PAYMENTS	PAYMENT ADJTT	-WRITTEN OFF	---TOTAL DUE
10/31/2014	CRIS0000085	VALENTINE	VALENTINE COMMUNIT	525.00	.00	.00	.00	.00	525.00
10/31/2014	CRIS0000086	WAVERLY	WAVERLY SCHOOL DIS	400.00	.00	.00	.00	.00	400.00
10/31/2014	CRIS0000087	WILBER	WILBER CLATONIA PU	350.00	.00	.00	.00	.00	350.00
09/17/2014	DEC0000015	ESU09	EDUCATIONAL SERVIC	405.71	.00	.00	.00	.00	405.71
09/17/2014	LMS0000021	MUNROEMEYE	MUNROE-MEYER INSTI	470.00	.00	.00	.00	.00	470.00
09/17/2014	LMS0000026	PAWNEECITY	PAWNEE CITY PUBLIC	1,645.00	.00	.00	.00	.00	1,645.00
09/17/2014	LMS0000027	PIERCE	PIERCE PUBLIC SCHO	2,580.00	.00	.00	.00	.00	2,580.00
10/30/2014	LMS0000032	BANCROFT	BANCROFT-ROSALIE P	235.00	.00	.00	.00	.00	235.00
10/30/2014	LMS0000033	DCWEST	DC WEST COMMUNITY	3,870.00	.00	.00	.00	.00	3,870.00
10/30/2014	LMS0000034	ELKHORN	ELKHORN PUBLIC SCH	39,760.00	.00	.00	.00	.00	39,760.00
10/30/2014	LMS0000036	FULLERTON	FULLERTON PUBLIC S	940.00	.00	.00	.00	.00	940.00
10/30/2014	LMS0000037	HIGHPLAINS	HIGH PLAINS COMMUN	940.00	.00	.00	.00	.00	940.00
10/30/2014	LMS0000038	MADISON	MADISON PUBLIC SCH	2,365.00	.00	.00	.00	.00	2,365.00
10/30/2014	LMS0000039	MILFORD	MILFORD PUBLIC SCH	3,440.00	.00	.00	.00	.00	3,440.00
10/30/2014	LMS0000040	NDE	NEBRASKA DEPT OF E	470.00	.00	.00	.00	.00	470.00
10/30/2014	LMS0000041	SHICKLEY	SHICKLEY PUBLIC SC	940.00	.00	.00	.00	.00	940.00
10/30/2014	LMS0000042	WAVERLY	WAVERLY SCHOOL DIS	9,720.00	.00	.00	.00	.00	9,720.00
09/25/2014	NWEA0000039	ESU19	EDUCATIONAL SERVIC	3,200.00	.00	.00	.00	.00	3,200.00
11/07/2014	NWEA0000040	ESU10	EDUCATIONAL SERVIC	2,500.00	.00	.00	.00	.00	2,500.00
11/07/2014	NWEA0000041	GRANDISLAN	GRAND ISLAND PUBLI	2,500.00	.00	.00	.00	.00	2,500.00
05/22/2014	PDO0000061	ESU07	EDUCATIONAL SERVIC	240.00	.00	-220.00	.00	.00	20.00
05/22/2014	PDO0000077	ESU10	EDUCATIONAL SERVIC	380.00	-40.00	-300.00	.00	.00	40.00
06/05/2014	PDO0000097	ESU18	EDUCATIONAL SERVIC	40.00	.00	-20.00	.00	.00	20.00
06/05/2014	PDO0000099	ESU03	EDUCATIONAL SERVIC	20.00	.00	.00	.00	.00	20.00
07/24/2014	PDO0000106	NDE	NEBRASKA DEPT OF E	20.00	.00	.00	.00	.00	20.00
TOTAL REPORT: 81				247,495.09	-40.00	-540.00	.00	.00	246,915.09

**Checking Account Summary: October 2014**

	<u>Beginning Balance</u>	<u>Receipts</u>	<u>Disbursements</u>	<u>Ending Balance</u>
<b>Beginning Balance:</b>	<b><u>\$1,243,861.86</u></b>			
ESUCC Admin.	\$188,988.34	\$9.38	(\$31,149.81)	\$157,847.91
COOP	\$579,738.19	\$70,234.88	(\$56,499.16)	\$593,473.91
DEC	\$83,225.12	\$295,553.52	(\$50,654.80)	\$328,123.84
IMAT	\$42,860.24	\$28,871.23	(\$8,044.44)	\$63,687.03
MEL	(\$155,621.74)	\$51,891.00	(\$26,117.55)	(\$129,848.29)
SRS	\$253,461.31	\$21,903.75	(\$41,165.42)	\$234,199.64
PDO	\$1,650.57	\$44,807.00	(\$99,298.82)	(\$52,841.25)
ESUCC Reserve	\$250,000.00			\$250,000.00
<b>Ending Balance:</b>				<b><u>\$1,444,642.79</u></b>

**Outstanding Receipts**

<b>ESUCC Admin.</b>	<b>\$0.00</b>
<b>COOP</b>	<b>\$150,589.38</b>
2013-2014 Coop Annual Buy	\$144,935.93
World Book, Billed 9/18/14	\$5,653.45
<b>DEC</b>	<b>\$405.71</b>
Zoom Licenses, Billed 9/17/14	\$405.71
<b>IMAT</b>	<b>\$0.00</b>
<b>LMS</b>	<b>\$67,375.00</b>
Angel/Blackboard, Billed 9/17/14	\$67,375.00
<b>SRS</b>	<b>\$0.00</b>
<b>PDO</b>	<b>\$28,545.00</b>
PDO Onsite Registration Fees	\$120.00
NWEA, Billed 9/25/14	\$8,200.00
Crisis Training	\$20,225.00
<b>Total:</b>	<b>\$246,915.09</b>

SUNGARD PENTAMATION  
 DATE: 11/10/2014  
 TIME: 08:25:42

ESU COORDINATING COUNCIL  
 SUMMARY REVENUE COMPARISON REPORT

PAGE NUMBER: 1  
 REVCOM31

SELECTION CRITERIA: ALL  
 ACCOUNTING PERIOD: 2/15

Fund - 01 - GENERAL FUND

	TITLE	CURRENT YEAR				PRIOR YEAR			
		BUDGET	REVENUE	BALANCE	%	BUDGET	REVENUE	BALANCE	%
TOTAL	ESUCC/ADM	275,228.00	275,245.94	-17.94	100.01	.00	.00	.00	.00
TOTAL	COOP	2,153,390.00	181,108.69	1,972,281.31	8.41	.00	.00	.00	.00
TOTAL	SRS	392,723.00	21,903.75	370,819.25	5.58	.00	.00	.00	.00
TOTAL	PROF DEV	1,135,457.00	171,479.91	963,977.09	15.10	.00	.00	.00	.00
TOTAL	BLENDED	902,470.00	379,323.75	523,146.25	42.03	.00	.00	.00	.00
TOTAL	FLOW THROUGH	360,000.00	.00	360,000.00	.00	.00	.00	.00	.00
TOTAL	MISC CASH BROUGHT FW	309,146.00	.00	309,146.00	.00	.00	.00	.00	.00
TOTAL	GENERAL FUND	5,528,414.00	1,029,062.04	4,499,351.96	18.61	.00	.00	.00	.00
TOTAL	REPORT	5,528,414.00	1,029,062.04	4,499,351.96	18.61	.00	.00	.00	.00

**Checking Account Summary: October 2014**

	<u>Beginning Balance</u>	<u>Receipts</u>	<u>Disbursements</u>	<u>Ending Balance</u>
<b>Beginning Balance:</b>	<b><u>\$1,243,861.86</u></b>			
ESUCC Admin.	\$188,988.34	\$9.38	(\$31,149.81)	\$157,847.91
COOP	\$579,738.19	\$70,234.88	(\$56,499.16)	\$593,473.91
DEC	\$83,225.12	\$295,553.52	(\$50,654.80)	\$328,123.84
IMAT	\$42,860.24	\$28,871.23	(\$8,044.44)	\$63,687.03
MEL	(\$155,621.74)	\$51,891.00	(\$26,117.55)	(\$129,848.29)
SRS	\$253,461.31	\$21,903.75	(\$41,165.42)	\$234,199.64
PDO	\$1,650.57	\$44,807.00	(\$99,298.82)	(\$52,841.25)
ESUCC Reserve	\$250,000.00			\$250,000.00
<b>Ending Balance:</b>				<b><u>\$1,444,642.79</u></b>

**Fiscal Year Summary (beginning with zero balance as of Sept. 1st)**

	<u>End of Prev Month</u>	<u>October Receipts</u>	<u>October Disbursements</u>	<u>FY Balance To Date</u>
ESUCC Admin.	\$275,211.56	\$9.38	(\$31,149.81)	\$244,071.13
COOP	\$110,873.81	\$70,234.88	(\$56,499.16)	\$124,609.53
DEC	\$0.00	\$295,553.52	(\$50,654.80)	\$244,898.72
IMAT	\$0.00	\$28,871.23	(\$8,044.44)	\$20,826.79
MEL	\$3,008.00	\$51,891.00	(\$26,117.55)	\$28,781.45
SRS	\$0.00	\$21,903.75	(\$41,165.42)	(\$19,261.67)
PDO	\$126,679.91	\$44,807.00	(\$99,298.82)	\$72,188.09

**Outstanding Receipts**

<b>ESUCC Admin.</b>	<b>\$0.00</b>
<b>COOP</b>	<b>\$150,589.38</b>
2013-2014 Coop Annual Buy	\$144,935.93
World Book, Billed 9/18/14	\$5,653.45
<b>DEC</b>	<b>\$405.71</b>
Zoom Licenses, Billed 9/17/14	\$405.71
<b>IMAT</b>	<b>\$0.00</b>
<b>LMS</b>	<b>\$67,375.00</b>
Angel/Blackboard, Billed 9/17/14	\$67,375.00
<b>SRS</b>	<b>\$0.00</b>
<b>PDO</b>	<b>\$28,545.00</b>
PDO Onsite Registration Fees	\$120.00
NWEA, Billed 9/25/14	\$8,200.00
Crisis Training	\$20,225.00
<b>Total:</b>	<b>\$246,915.09</b>

SUNGARD PENTAMATION  
DATE: 10/10/2014  
TIME: 10:04:06

ESU COORDINATING COUNCIL  
PRINT CONSOLIDATED BALANCE SHEET

PAGE NUMBER: 1  
STATMN71

SELECTION CRITERIA: ALL  
ACCOUNTING PERIOD: 1/15

ACCOUNT - - - - -	TITLE - - - - -	DEBITS	CREDITS
09000	CASH	1,243,861.86	.00
TOTAL CASH		1,243,861.86	.00
09296	PRE-PAID POSTAGE	356.34	.00
TOTAL PRE-PAID POSTAGE		356.34	.00
TOTAL ASSETS		1,244,218.20	.00
TOTAL REV CONT		.00	517,508.11
TOTAL EXP CONT		2,175.00	.00
TOTAL RES FOR ENC		.00	36,936.45
TOTAL ENC CONT		36,936.45	.00
TOTAL REV BUD CONTR		5,219,268.00	.00
TOTAL EXP BUD CONTR		.00	5,528,414.00
TOTAL BUDGET FB		309,146.00	.00
TOTAL FUND BALANCE		.00	728,885.09
TOTAL EQUITIES		5,567,525.45	6,811,743.65
TOTAL REPORT		6,811,743.65	6,811,743.65

SUNGARD PENTAMATION  
DATE: 10/10/2014  
TIME: 10:08:10

ESU COORDINATING COUNCIL  
CASH RECEIPTS REPORT

PAGE NUMBER: 1  
STATMN21

SELECTION CRITERIA: transact.yr='15' and transact.period='1'

FUND - 01 - GENERAL FUND  
ORG UNIT - 0110100300 - ESUCC/ADM STATE

CASH				---RECEIVABLE---		DESCRIPTION/	
ACCOUNT	DATE	ORG UNIT	ACCOUNT	ACCOUNT	RECEIPT	NUMBER ACCOUNT PAYER	RECEIPT AMOUNT
09000	09/15/14	0110100300	13990			0 ESUCC, CORE SRVCE	275,228.03
TOTAL STATE APPROPRIATION							275,228.03
TOTAL ESUCC/ADM STATE							275,228.03

SUNGARD PENTAMATION  
DATE: 10/10/2014  
TIME: 10:08:10

ESU COORDINATING COUNCIL  
CASH RECEIPTS REPORT

PAGE NUMBER: 2  
STATMN21

SELECTION CRITERIA: transact.yr='15' and transact.period='1'

FUND - 01 - GENERAL FUND  
ORG UNIT - 0130332200 - COOP ANNUAL BUY ESU

CASH				---RECEIVABLE---		DESCRIPTION/	
ACCOUNT	DATE	ORG UNIT	ACCOUNT	ACCOUNT	RECEIPT	NUMBER ACCOUNT PAYER	RECEIPT AMOUNT
09000	09/15/14	0130332200	12400			0 COOP, SOFTCHOICE,	349.60
09000	09/19/14	0130332200	12400			0 COOP-AB FEE, UNIT	7,086.98
TOTAL ADMIN FEES							7,436.58
TOTAL COOP ANNUAL BUY ESU							7,436.58

SUNGARD PENTAMATION  
DATE: 10/10/2014  
TIME: 10:08:10

ESU COORDINATING COUNCIL  
CASH RECEIPTS REPORT

PAGE NUMBER: 3  
STATMN21

SELECTION CRITERIA: transact.yr='15' and transact.period='1'

FUND - 01 - GENERAL FUND  
ORG UNIT - 0130333000 - COOP PRIMEVEND BUY GEN

CASH				---RECEIVABLE---		DESCRIPTION/	
ACCOUNT	DATE	ORG UNIT	ACCOUNT	ACCOUNT	RECEIPT	NUMBER ACCOUNT PAYER	RECEIPT AMOUNT
09000	09/29/14	0130333000	12400			0 COOP, SYSCO, FOOD	39.40
09000	09/29/14	0130333000	12400			0 COOP, SYSCO, FOOD	44.24
09000	09/29/14	0130333000	12400			0 COOP, SYSCO, FOOD	7,642.76
TOTAL ADMIN FEES							7,726.40
TOTAL COOP PRIMEVEND BUY GEN							7,726.40

SUNGARD PENTAMATION  
DATE: 10/10/2014  
TIME: 10:08:10

ESU COORDINATING COUNCIL  
CASH RECEIPTS REPORT

PAGE NUMBER: 4  
STATMN21

SELECTION CRITERIA: transact.yr='15' and transact.period='1'

FUND - 01 - GENERAL FUND  
ORG UNIT - 0130334200 - COOP AEPA/SPEC BUY ESU

CASH						---RECEIVABLE---	DESCRIPTION/	
ACCOUNT	DATE	ORG UNIT	ACCOUNT	ACCOUNT	RECEIPT	NUMBER	PAYER	RECEIPT AMOUNT
09000	09/15/14	0130334200	11990			0	COOP -WORLD BOOK,	488.95
TOTAL INVOICED REVENUE								488.95
TOTAL COOP AEPA/SPEC BUY ESU								488.95

SUNGARD PENTAMATION  
DATE: 10/10/2014  
TIME: 10:08:10

ESU COORDINATING COUNCIL  
CASH RECEIPTS REPORT

PAGE NUMBER: 5  
STATMN21

SELECTION CRITERIA: transact.yr='15' and transact.period='1'

FUND - 01 - GENERAL FUND  
ORG UNIT - 0150500200 - PROF DEV PD ESU

CASH				---RECEIVABLE---		DESCRIPTION/	
ACCOUNT	DATE	ORG UNIT	ACCOUNT	ACCOUNT	RECEIPT	NUMBER ACCOUNT PAYER	RECEIPT AMOUNT
09000	09/29/14	0150500200	11990			0 PD ONSITE FEES, L	280.00
TOTAL INVOICED REVENUE							280.00
TOTAL PROF DEV PD ESU							280.00

SUNGARD PENTAMATION  
DATE: 10/10/2014  
TIME: 10:08:10

ESU COORDINATING COUNCIL  
CASH RECEIPTS REPORT

PAGE NUMBER: 6  
STATMN21

SELECTION CRITERIA: transact.yr='15' and transact.period='1'

FUND - 01 - GENERAL FUND  
ORG UNIT - 0150570400 - PROF DEV NMPDS GR FEDERAL

CASH				---RECEIVABLE---		DESCRIPTION/	
ACCOUNT	DATE	ORG UNIT	ACCOUNT	ACCOUNT	RECEIPT	NUMBER ACCOUNT PAYER	RECEIPT AMOUNT
09000	09/29/14	0150570400	14000			0 NMPDS, GRANT REIM	118,659.91
TOTAL GRANT REVENUE							118,659.91
TOTAL PROF DEV NMPDS GR FEDERAL							118,659.91

SUNGARD PENTAMATION  
DATE: 10/10/2014  
TIME: 10:08:10

ESU COORDINATING COUNCIL  
CASH RECEIPTS REPORT

PAGE NUMBER: 7  
STATMN21

SELECTION CRITERIA: transact.yr='15' and transact.period='1'

FUND - 01 - GENERAL FUND  
ORG UNIT - 0160640200 - BLENDED MEL ESU

CASH				---RECEIVABLE---		DESCRIPTION/	
ACCOUNT	DATE	ORG UNIT	ACCOUNT	ACCOUNT	RECEIPT	NUMBER ACCOUNT PAYER	RECEIPT AMOUNT
09000	09/15/14	0160640200	11990			0 LMS, ANGEL - PAWN	1,645.00
09000	09/15/14	0160640200	11990			0 LMS -ANGEL, MERRI	705.00
09000	09/22/14	0160640200	11990			0 LMS, ESU 3, RENEW	188.88
TOTAL INVOICED REVENUE							2,538.88
TOTAL BLENDED MEL ESU							2,538.88
TOTAL GENERAL FUND							412,358.75
TOTAL REPORT							412,358.75

SUNGARD PENTAMATION  
 DATE: 10/10/2014  
 TIME: 10:05:59

ESU COORDINATING COUNCIL  
 SUMMARY EXPENDITURE COMPARISON REPORT

PAGE NUMBER: 1  
 EXPCOM31

SELECTION CRITERIA: ALL  
 ACCOUNTING PERIOD: 1/15

Fund - 01 - GENERAL FUND

TITLE	CURRENT YEAR				PRIOR YEAR			
	BUDGET	EXPENDITURES	BALANCE	%	BUDGET	EXPENDITURES	BALANCE	%
TOTAL ESUCC/ADM	275,228.00	25.00	275,203.00	.01	.00	.00	.00	.00
TOTAL GENERAL	.00	.00	.00	.00	.00	.00	.00	.00
TOTAL COOP	2,302,876.00	.00	2,302,876.00	.00	.00	.00	.00	.00
TOTAL SRS	434,734.00	.00	434,734.00	.00	.00	.00	.00	.00
TOTAL PROF DEV	1,153,220.00	.00	1,153,220.00	.00	.00	.00	.00	.00
TOTAL BLENDED	1,002,356.00	2,150.00	1,000,206.00	.21	.00	.00	.00	.00
TOTAL FLOW THROUGH	360,000.00	.00	360,000.00	.00	.00	.00	.00	.00
TOTAL GENERAL FUND	5,528,414.00	2,175.00	5,526,239.00	.04	.00	.00	.00	.00
TOTAL REPORT	5,528,414.00	2,175.00	5,526,239.00	.04	.00	.00	.00	.00

SUNGARD PENTAMATION  
DATE: 10/10/2014  
TIME: 10:09:29

ESU COORDINATING COUNCIL  
Purchase Order STATUS REPORT

PAGE NUMBER: 1  
STATMN21  
INFO: ORDERED BY NUMBER

SELECTION CRITERIA: encledgr.yr='15'

PURCHASE OR	ORG UNIT	ACCOUNT	ACCOUNT	VENDOR	NAME	SALES TAX	ORIGINAL	CHANGE
				DATE	DESCRIPTION	USE TAX	PAYMENTS	BALANCE
P1500010-01	0150510200	24400		1027	SAFARI BOOKS ONLINE	0.00	5640.00	0.00
				09/26/14	RENEWAL SUBSCRIPTION, 12	0.00	0.00	5640.00
TOTAL P1500010						0.00	5640.00	0.00
						0.00	0.00	5640.00
TOTAL REPORT						0.00	5640.00	0.00
						0.00	0.00	5640.00

SUNGARD PENTAMATION  
 DATE: 10/10/2014  
 TIME: 10:06:47

ESU COORDINATING COUNCIL  
 SUMMARY REVENUE COMPARISON REPORT

PAGE NUMBER: 1  
 REVCOM31

SELECTION CRITERIA: ALL  
 ACCOUNTING PERIOD: 1/15

Fund - 01 - GENERAL FUND

	TITLE	CURRENT YEAR				PRIOR YEAR			
		BUDGET	REVENUE	BALANCE	%	BUDGET	REVENUE	BALANCE	%
TOTAL	ESUCC/ADM	275,228.00	275,236.56	-8.56	100.00	.00	.00	.00	.00
TOTAL	COOP	2,153,390.00	110,433.64	2,042,956.36	5.13	.00	.00	.00	.00
TOTAL	SRS	392,723.00	.00	392,723.00	.00	.00	.00	.00	.00
TOTAL	PROF DEV	1,135,457.00	126,679.91	1,008,777.09	11.16	.00	.00	.00	.00
TOTAL	BLENDED	902,470.00	5,158.00	897,312.00	.57	.00	.00	.00	.00
TOTAL	FLOW THROUGH	360,000.00	.00	360,000.00	.00	.00	.00	.00	.00
TOTAL	MISC CASH BROUGHT FW	.00	.00	.00	.00	.00	.00	.00	.00
TOTAL	GENERAL FUND	5,219,268.00	517,508.11	4,701,759.89	9.92	.00	.00	.00	.00
TOTAL	REPORT	5,219,268.00	517,508.11	4,701,759.89	9.92	.00	.00	.00	.00

SUNGARD PENTAMATION, INC.  
DATE: 10/10/2014  
TIME: 10:10:55

ESU COORDINATING COUNCIL  
INVOICE SHORT LISTING

PAGE NUMBER: 1  
MODULE: mrinvlrp

SELECTION CRITERIA: cmropenitem.total\_due>0.0

INV DATE	INVOICE NO	CUSTOMER #	CUSTOMER NAME	ORIG INVOICE	INVOICE ADJTT	----PAYMENTS	PAYMENT ADJTT	-WRITTEN OFF	---TOTAL DUE
09/18/2014	AEPA000002	AMHERST	AMHERST PUBLIC SCH	176.00	.00	.00	.00	.00	176.00
09/18/2014	AEPA000003	ANSELMOMER	ANSELMO-MERNA PUBL	134.75	.00	.00	.00	.00	134.75
09/18/2014	AEPA000004	ARNOLD	ARNOLD PUBLIC SCHO	68.75	.00	.00	.00	.00	68.75
09/18/2014	AEPA000005	BROKENBOW	BROKEN BOW PUBLIC	469.70	.00	.00	.00	.00	469.70
09/18/2014	AEPA000006	BURWELL	BURWELL PUBLIC SCH	84.15	.00	.00	.00	.00	84.15
09/18/2014	AEPA000007	CENTURA	CENTURA PUBLIC SCH	255.75	.00	.00	.00	.00	255.75
09/18/2014	AEPA000008	COZAD	COZAD COMMUNITY SC	462.55	.00	.00	.00	.00	462.55
09/18/2014	AEPA000009	ELMCREEK	ELM CREEK PUBLIC S	176.00	.00	.00	.00	.00	176.00
09/18/2014	AEPA000011	GIBBON	GIBBON PUBLIC SCHO	322.30	.00	.00	.00	.00	322.30
09/18/2014	AEPA000012	GOTHENBURG	GOTHENBURG PUBLIC	495.00	.00	.00	.00	.00	495.00
09/18/2014	AEPA000013	GREELEYWOL	GREELEY-WOLBACH-NO	67.65	.00	.00	.00	.00	67.65
09/18/2014	AEPA000015	KEARNEY	KEARNEY PUBLIC SCH	2,860.00	.00	.00	.00	.00	2,860.00
09/18/2014	AEPA000017	LITCHFIELD	LITCHFIELD PUBLIC	55.00	.00	.00	.00	.00	55.00
09/18/2014	AEPA000018	LOUPCITY	LOUP CITY PUBLIC S	165.00	.00	.00	.00	.00	165.00
09/18/2014	AEPA000019	OVERTON	OVERTON PUBLIC SCH	160.60	.00	.00	.00	.00	160.60
09/18/2014	AEPA000020	PLEASANTON	PLESANTON PUBLIC S	121.00	.00	.00	.00	.00	121.00
09/18/2014	AEPA000021	RAVENNA	RAVENNA PUBLIC SCH	247.50	.00	.00	.00	.00	247.50
09/18/2014	AEPA000022	RIVERSIDE	RIVERSIDE PUBLIC S	132.00	.00	.00	.00	.00	132.00
09/18/2014	AEPA000023	SANDHILLS	SANDHILLS PUBLIC S	57.75	.00	.00	.00	.00	57.75
09/18/2014	AEPA000024	SARGENTPUB	SARGENT PUBLIC SCH	96.25	.00	.00	.00	.00	96.25
09/18/2014	AEPA000025	SHELTON	SHELTON PUBLIC SCH	165.00	.00	.00	.00	.00	165.00
09/18/2014	AEPA000026	STPAUL	ST PAUL PUBLIC SCH	374.00	.00	.00	.00	.00	374.00
09/18/2014	AEPA000027	WOODRIVER	WOOD RIVER RURAL S	266.20	.00	.00	.00	.00	266.20
09/18/2014	AEPA000028	ALMA	ALMA PUBLIC SCHOOL	156.75	.00	.00	.00	.00	156.75
09/18/2014	AEPA000029	ARAPAHOE	ARAPAHOE PUBLIC SC	156.75	.00	.00	.00	.00	156.75
09/18/2014	AEPA000030	AXTELL	AXTELL PUBLIC SCHO	145.75	.00	.00	.00	.00	145.75
09/18/2014	AEPA000031	BERTRAND	BERTRAND PUBLIC SC	140.25	.00	.00	.00	.00	140.25
09/18/2014	AEPA000032	ELWOOD	ELWOOD PUBLIC SCHO	115.50	.00	.00	.00	.00	115.50
09/18/2014	AEPA000033	EUSTISFARN	EUSTIS-FARNAM PUBL	107.80	.00	.00	.00	.00	107.80
09/18/2014	AEPA000034	FRANKLIN	FRANKLIN PUBLIC SC	165.00	.00	.00	.00	.00	165.00
09/18/2014	AEPA000035	HOLDREGE	HOLDREGE PUBLIC SC	598.40	.00	.00	.00	.00	598.40
09/18/2014	AEPA000036	LOOMIS	LOOMIS PUBLIC SCHO	121.00	.00	.00	.00	.00	121.00
09/18/2014	AEPA000037	MINDEN	MINDEN PUBLIC SCHO	407.00	.00	.00	.00	.00	407.00
09/18/2014	AEPA000038	SOVALLEY	SOUTHERN VALLEY SC	244.75	.00	.00	.00	.00	244.75
09/18/2014	AEPA000039	WILCOXHILD	WILCOX-HILDRETH PU	115.50	.00	.00	.00	.00	115.50
09/18/2014	AEPA000041	BAYARD	BAYARD PUBLIC SCHO	236.50	.00	.00	.00	.00	236.50
09/18/2014	AEPA000042	BRIDGEPORT	BRIDGEPORT PUBLIC	27.50	.00	.00	.00	.00	27.50
09/18/2014	AEPA000043	CRAWFORD	CRAWFORD PUBLIC SC	132.00	.00	.00	.00	.00	132.00
09/18/2014	AEPA000044	CREEKVALLE	CREEK VALLEY PUBLI	137.50	.00	.00	.00	.00	137.50
09/18/2014	AEPA000045	GARDENCO	GARDEN COUNTY SCHO	57.75	.00	.00	.00	.00	57.75
09/18/2014	AEPA000046	GERING	GERING PUBLIC SCHO	1,122.55	.00	.00	.00	.00	1,122.55
09/18/2014	AEPA000047	GORDONRUSH	GORDON-RUSHVILLE P	105.60	.00	.00	.00	.00	105.60
09/18/2014	AEPA000048	HAYSPRINGS	HAY SPRINGS PUBLIC	86.90	.00	.00	.00	.00	86.90
09/18/2014	AEPA000049	HEMINGFORD	HEMINGFORD PUBLIC	209.00	.00	.00	.00	.00	209.00
09/18/2014	AEPA000050	LEYTON	LEYTON PUBLIC SCHO	115.50	.00	.00	.00	.00	115.50
09/18/2014	AEPA000051	MINATARE	MINATARE PUBLIC SCH	118.25	.00	.00	.00	.00	118.25
09/18/2014	AEPA000052	MITCHELL	MITCHELL PUBLIC SC	350.90	.00	.00	.00	.00	350.90
09/18/2014	AEPA000053	MORRILL	MORRILL PUBLIC SCH	192.50	.00	.00	.00	.00	192.50
09/18/2014	AEPA000054	POTTERDIX	POTTER DIX PUBLIC	107.80	.00	.00	.00	.00	107.80
09/18/2014	AEPA000055	SCOTTSBLUF	SCOTTSBLUFF PUBLIC	1,650.00	.00	.00	.00	.00	1,650.00
09/18/2014	AEPA000056	SIOUXCOUNT	SIOUX COUNTY SCHO	59.95	.00	.00	.00	.00	59.95
09/18/2014	AEPA000057	DUNDYCOSTR	DUNDY COUNTY-STRAT	206.25	.00	.00	.00	.00	206.25
09/18/2014	AEPA000058	HAYESCENTE	HAYES CENTER PUBLI	54.45	.00	.00	.00	.00	54.45
09/18/2014	AEPA000059	MAYWOOD	MAYWOOD PUBLIC SCH	82.50	.00	.00	.00	.00	82.50
09/18/2014	AEPA000060	MEDVALLEY	MEDICINE VALLEY PU	107.25	.00	.00	.00	.00	107.25
09/18/2014	AEPA000061	SOUTHWEST	SOUTHWEST PUBLIC S	162.25	.00	.00	.00	.00	162.25

SUNGARD PENTAMATION, INC.  
 DATE: 10/10/2014  
 TIME: 10:10:55

ESU COORDINATING COUNCIL  
 INVOICE SHORT LISTING

PAGE NUMBER: 2  
 MODULE: mrinvlrp

SELECTION CRITERIA: cmropenitem.total\_due>0.0

INV DATE	INVOICE NO	CUSTOMER #	CUSTOMER NAME	ORIG INVOICE	INVOICE ADJTT	----PAYMENTS	PAYMENT ADJTT	-WRITTEN OFF	---TOTAL DUE
09/18/2014	AEPA000062	WAUNETAPAL	WAUNETA-PALISADE P	111.65	.00	.00	.00	.00	111.65
09/18/2014	AEPA000063	HITCHCOCK	HITCHCOCK COUNTY S	154.00	.00	.00	.00	.00	154.00
09/18/2014	AEPA000064	ARTHUR	ARTHUR COUNTY SCHO	55.00	.00	.00	.00	.00	55.00
09/18/2014	AEPA000065	HERSHEY	HERSHEY PUBLIC SCH	285.45	.00	.00	.00	.00	285.45
09/18/2014	AEPA000066	MCPHERSON	MCPHERSON COUNTY S	55.00	.00	.00	.00	.00	55.00
09/18/2014	AEPA000067	MULLEN	MULLEN PUBLIC SCHO	90.20	.00	.00	.00	.00	90.20
09/18/2014	AEPA000068	NOPLATTE	NORTH PLATTE PUBLI	2,260.50	.00	.00	.00	.00	2,260.50
09/18/2014	AEPA000069	PAXTON	PAXTON CONSOLIDATE	82.50	.00	.00	.00	.00	82.50
09/18/2014	AEPA000070	PERKINS	PERKINS COUNTY SCH	204.05	.00	.00	.00	.00	204.05
09/18/2014	AEPA000071	STAPLETON	STAPLETON PUBLIC S	104.50	.00	.00	.00	.00	104.50
09/18/2014	AEPA000072	SUTHERLAND	SUTHERLAND PUBLIC	90.75	.00	.00	.00	.00	90.75
09/18/2014	AEPA000073	JOHNSONBRO	JOHNSON-BROCK PUBL	154.00	.00	.00	.00	.00	154.00
09/18/2014	AEPA000074	SDASCHOOLS	SYRACUSE-DUNBAR-AV	372.35	.00	.00	.00	.00	372.35
09/18/2014	AEPA000075	JOHNSONCO	JOHNSON CO CENTRAL	283.80	.00	.00	.00	.00	283.80
09/18/2014	AEPA000076	NEBR CITY	NEBRASKA CITY PUBL	553.30	.00	.00	.00	.00	553.30
09/18/2014	AEPA000077	BEATRICE	BEATRICE PUBLIC SC	1,210.00	.00	.00	.00	.00	1,210.00
09/18/2014	AEPA000078	BRUNINGDAV	BRUNING-DAVENPORT	93.50	.00	.00	.00	.00	93.50
09/18/2014	AEPA000079	DILLERODEL	DILLER-ODELL PUBLI	137.50	.00	.00	.00	.00	137.50
09/18/2014	AEPA000080	MERIDIAN	MERIDIAN PUBLIC SC	120.45	.00	.00	.00	.00	120.45
09/18/2014	AEPA000081	SOUTHERNPU	SOUTHERN PUBLIC SC	206.25	.00	.00	.00	.00	206.25
09/18/2014	AEPA000082	TRICOUNTY	TRI COUNTY PUBLIC	192.50	.00	.00	.00	.00	192.50
09/18/2014	AEPA000083	EXETERMILL	EXETER-MILLIGAN PU	92.40	.00	.00	.00	.00	92.40
07/18/2014	COOP000957	BROWN	BROWN & SAENGER	117,545.70	.00	.00	.00	.00	117,545.70
07/18/2014	COOP000962	EGAN	EGAN SUPPLY	5,130.75	.00	.00	.00	.00	5,130.75
07/18/2014	COOP000963	ELGIN	ELGIN SCHOOL SUPPL	159.80	.00	.00	.00	.00	159.80
07/18/2014	COOP000965	ETA	ETA HAND2MIND	1,361.59	.00	.00	.00	.00	1,361.59
07/18/2014	COOP000974	NATART	NATIONAL ART & SCH	6,256.34	.00	.00	.00	.00	6,256.34
07/18/2014	COOP000976	PYRAMID	PYRAMID SCHOOL PRO	20,180.41	.00	.00	.00	.00	20,180.41
07/18/2014	COOP000977	RIDDELL	RIDDELL / ALL AMER	106.65	.00	.00	.00	.00	106.65
07/18/2014	COOP000983	STANDARD	STANDARD STATIONER	687.03	.00	.00	.00	.00	687.03
07/18/2014	COOP000984	STAPLES	STAPLES INC	6,542.41	.00	.00	.00	.00	6,542.41
09/17/2014	DEC0000010	ESU01	EDUCATIONAL SERVIC	365.71	.00	.00	.00	.00	365.71
09/17/2014	DEC0000011	ESU02	EDUCATIONAL SERVIC	405.71	.00	.00	.00	.00	405.71
09/17/2014	DEC0000012	ESU06	EDUCATIONAL SERVIC	445.71	.00	.00	.00	.00	445.71
09/17/2014	DEC0000013	ESU07	EDUCATIONAL SERVIC	445.71	.00	.00	.00	.00	445.71
09/17/2014	DEC0000014	ESU08	EDUCATIONAL SERVIC	485.71	.00	.00	.00	.00	485.71
09/17/2014	DEC0000015	ESU09	EDUCATIONAL SERVIC	405.71	.00	.00	.00	.00	405.71
09/17/2014	DEC0000016	ESU10	EDUCATIONAL SERVIC	445.71	.00	.00	.00	.00	445.71
09/17/2014	DEC0000017	ESU11	EDUCATIONAL SERVIC	445.71	.00	.00	.00	.00	445.71
09/17/2014	DEC0000018	ESU13	EDUCATIONAL SERVIC	485.71	.00	.00	.00	.00	485.71
09/17/2014	DEC0000019	ESU15	EDUCATIONAL SERVIC	405.71	.00	.00	.00	.00	405.71
09/17/2014	DEC0000020	ESU16	EDUCATIONAL SERVIC	405.71	.00	.00	.00	.00	405.71
09/17/2014	DEC0000021	ESU18	EDUCATIONAL SERVIC	405.71	.00	.00	.00	.00	405.71
09/17/2014	DEC0000022	ESU19	EDUCATIONAL SERVIC	445.71	.00	.00	.00	.00	445.71
09/16/2014	IMAT000018	ESU03	EDUCATIONAL SERVIC	28,871.23	.00	.00	.00	.00	28,871.23
08/15/2014	LMS0000006	HERSHEY	HERSHEY PUBLIC SCH	1,645.00	.00	.00	.00	.00	1,645.00
09/17/2014	LMS0000007	ADAMS	ADAMS CENTRAL PUBL	3,956.00	.00	.00	.00	.00	3,956.00
09/17/2014	LMS0000008	AINSWORTH	AINSWORTH COMMUNIT	940.00	.00	.00	.00	.00	940.00
09/17/2014	LMS0000009	ARCADIA	ARCADIA PUBLIC SCH	1,175.00	.00	.00	.00	.00	1,175.00
09/17/2014	LMS0000011	AUBURN	AUBURN PUBLIC SCHO	1,880.00	.00	.00	.00	.00	1,880.00
09/17/2014	LMS0000012	ESU01	EDUCATIONAL SERVIC	940.00	.00	.00	.00	.00	940.00
09/17/2014	LMS0000013	ESU04	EDUCATIONAL SERVIC	470.00	.00	.00	.00	.00	470.00
09/17/2014	LMS0000014	ESU08	EDUCATIONAL SERVIC	940.00	.00	.00	.00	.00	940.00
09/17/2014	LMS0000015	EXETERMILL	EXETER-MILLIGAN PU	1,410.00	.00	.00	.00	.00	1,410.00
09/17/2014	LMS0000016	FILLMORE	FILLMORE CENTRAL P	1,034.00	.00	.00	.00	.00	1,034.00
09/17/2014	LMS0000017	HERSHEY	HERSHEY PUBLIC SCH	1,645.00	.00	.00	.00	.00	1,645.00

SUNGARD PENTAMATION, INC.  
 DATE: 10/10/2014  
 TIME: 10:10:55

ESU COORDINATING COUNCIL  
 INVOICE SHORT LISTING

PAGE NUMBER: 3  
 MODULE: mrinvlrp

SELECTION CRITERIA: cmropenitem.total\_due>0.0

INV DATE	INVOICE NO	CUSTOMER #	CUSTOMER NAME	ORIG INVOICE	INVOICE ADJTT	----PAYMENTS	PAYMENT ADJTT	-WRITTEN OFF	---TOTAL DUE
09/17/2014	LMS0000018	HTRS	HUMBOLDT TABLE ROC	1,645.00	.00	.00	.00	.00	1,645.00
09/17/2014	LMS0000019	LYONSDECAT	LYONS-DECATUR NORT	705.00	.00	.00	.00	.00	705.00
09/17/2014	LMS0000020	MALCOLM	MALCOLM PUBLIC SCH	2,236.00	.00	.00	.00	.00	2,236.00
09/17/2014	LMS0000021	MUNROEMEYE	MUNROE-MEYER INSTI	470.00	.00	.00	.00	.00	470.00
09/17/2014	LMS0000022	NEWMANGROV	NEWMAN GROVE PUBLI	235.00	.00	.00	.00	.00	235.00
09/17/2014	LMS0000023	NNNC	NNNC	17,365.00	.00	.00	.00	.00	17,365.00
09/17/2014	LMS0000024	ESU19	EDUCATIONAL SERVIC	940.00	.00	.00	.00	.00	940.00
09/17/2014	LMS0000025	ONEILL	O'NEILL PUBLIC SCH	2,795.00	.00	.00	.00	.00	2,795.00
09/17/2014	LMS0000026	PAWNEECITY	PAWNEE CITY PUBLIC	1,645.00	.00	.00	.00	.00	1,645.00
09/17/2014	LMS0000027	PIERCE	PIERCE PUBLIC SCHO	2,580.00	.00	.00	.00	.00	2,580.00
09/17/2014	LMS0000028	RIVERSIDE	RIVERSIDE PUBLIC S	1,034.00	.00	.00	.00	.00	1,034.00
09/17/2014	LMS0000029	WEEPINGWAT	WEEPING WATER PUBL	1,316.00	.00	.00	.00	.00	1,316.00
09/17/2014	LMS0000030	WESTHOLT	WEST HOLT PUBLIC S	752.00	.00	.00	.00	.00	752.00
09/17/2014	LMS0000031	WISNERPILG	WISNER-PILGER PUBL	1,720.00	.00	.00	.00	.00	1,720.00
09/25/2014	NWEA0000025	ESU01	EDUCATIONAL SERVIC	3,200.00	.00	.00	.00	.00	3,200.00
09/25/2014	NWEA0000026	ESU02	EDUCATIONAL SERVIC	3,200.00	.00	.00	.00	.00	3,200.00
09/25/2014	NWEA0000027	ESU03	EDUCATIONAL SERVIC	3,200.00	.00	.00	.00	.00	3,200.00
09/25/2014	NWEA0000028	ESU04	EDUCATIONAL SERVIC	3,200.00	.00	.00	.00	.00	3,200.00
09/25/2014	NWEA0000029	ESU05	EDUCATIONAL SERVIC	3,200.00	.00	.00	.00	.00	3,200.00
09/25/2014	NWEA0000030	ESU06	EDUCATIONAL SERVIC	3,200.00	.00	.00	.00	.00	3,200.00
09/25/2014	NWEA0000031	ESU07	EDUCATIONAL SERVIC	3,200.00	.00	.00	.00	.00	3,200.00
09/25/2014	NWEA0000032	ESU08	EDUCATIONAL SERVIC	3,200.00	.00	.00	.00	.00	3,200.00
09/25/2014	NWEA0000033	ESU09	EDUCATIONAL SERVIC	3,200.00	.00	.00	.00	.00	3,200.00
09/25/2014	NWEA0000034	ESU10	EDUCATIONAL SERVIC	3,200.00	.00	.00	.00	.00	3,200.00
09/25/2014	NWEA0000035	ESU11	EDUCATIONAL SERVIC	3,200.00	.00	.00	.00	.00	3,200.00
09/25/2014	NWEA0000036	ESU13	EDUCATIONAL SERVIC	3,200.00	.00	.00	.00	.00	3,200.00
09/25/2014	NWEA0000037	ESU16	EDUCATIONAL SERVIC	3,200.00	.00	.00	.00	.00	3,200.00
09/25/2014	NWEA0000038	ESU17	EDUCATIONAL SERVIC	3,200.00	.00	.00	.00	.00	3,200.00
09/25/2014	NWEA0000039	ESU19	EDUCATIONAL SERVIC	3,200.00	.00	.00	.00	.00	3,200.00
05/22/2014	PDO0000061	ESU07	EDUCATIONAL SERVIC	240.00	.00	-220.00	.00	.00	20.00
05/22/2014	PDO0000077	ESU10	EDUCATIONAL SERVIC	380.00	-40.00	-300.00	.00	.00	40.00
06/05/2014	PDO0000097	ESU18	EDUCATIONAL SERVIC	40.00	.00	-20.00	.00	.00	20.00
06/05/2014	PDO0000099	ESU03	EDUCATIONAL SERVIC	20.00	.00	.00	.00	.00	20.00
07/24/2014	PDO0000106	NDE	NEBRASKA DEPT OF E	20.00	.00	.00	.00	.00	20.00
TOTAL REPORT: 146				314,729.04	-40.00	-540.00	.00	.00	314,149.04

**Checking Account Summary: September 2014**

	<u>Beginning Balance</u>	<u>Receipts</u>	<u>Disbursements</u>	<u>Ending Balance</u>
<b>Beginning Balance:</b>	<b><u>\$728,528.75</u></b>			
ESUCC Admin.	<i>(\$86,223.22)</i>	\$275,236.56	<i>(\$25.00)</i>	\$188,988.34
COOP	\$468,864.38	\$110,433.64	\$0.00	\$579,298.02
DEC	\$83,225.12	\$0.00	\$0.00	\$83,225.12
IMAT	\$42,860.24	\$0.00	\$0.00	\$42,860.24
MEL	<i>(\$158,629.74)</i>	\$3,008.00	\$0.00	<i>(\$155,621.74)</i>
SRS	\$253,461.31	\$0.00	\$0.00	\$253,461.31
PDO	<i>(\$125,029.34)</i>	\$126,679.91	\$0.00	\$1,650.57
ESUCC Reserve	\$250,000.00			\$250,000.00
<b>Ending Balance:</b>				<b><u>\$1,243,861.86</u></b>

**Outstanding Receipts**

<b>ESUCC Admin.</b>	<b>\$0.00</b>
<b>COOP</b>	<b>\$180,090.58</b>
2013-2014 Coop Annual Buy	\$157,970.68
World Book, Billed 9/18/14	\$22,119.90
<b>DEC</b>	<b>\$5,594.23</b>
Zoom Licenses, Billed 9/17/14	\$5,594.23
<b>IMAT</b>	<b>\$28,871.23</b>
ESU 3, Safari Montage, Billed 7/23/13	\$28,871.23
<b>LMS</b>	<b>\$51,473.00</b>
Angel/Blackboard, Billed 9/17/14	\$51,473.00
<b>SRS</b>	<b>\$0.00</b>
<b>PDO</b>	<b>\$48,120.00</b>
PDO Onsite Registration Fees	\$120.00
NWEA, Billed 9/25/14	\$48,000.00
<b>Total:</b>	<b>\$314,149.04</b>

6310 0300 0 RP 01 0001373 20141001 NNNNNN 01 001373

NEBRASKA EDUCATIONAL SERVICE  
 UNIT COORDINATING COUNCIL  
 DBA COOPERATIVE PURCHASING  
 1292 E 4TH ST  
 AINSWORTH NE 69210-1225

10-03-2014 RCVD



Union Bank & Trust Company  
 238 East 4th Street  
 Ainsworth NE 69210  
 402-387-1350



Add security to your business account with e-Statements. Business e-statements can reduce your risk of fraud, through the mail or from paper left unattended in an office. Best of all, they are free! Contact Treasury Management at 402.323.1557 to get started.

BASIC BUSINESS ACCOUNT 20611699

DESCRIPTION	DEBITS	CREDITS	DATE	BALANCE
BALANCE LAST STATEMENT .....			08/29/14	51,559.99
DEPOSIT		8,529.06	09/02/14	60,089.05
STATE OF NE ST PAYMENT 262415220		275,228.03	09/02/14	335,317.08
NPAIT Transfer	1,000.00		09/02/14	334,317.08
CHECK # 12392	175.00		09/02/14	334,142.08
CHECK # 12458	249.00		09/02/14	333,893.08
CHECK # 12453	278.23		09/02/14	333,614.85
CHECK # 12445	280.00		09/02/14	333,334.85
CHECK # 12424	560.00		09/02/14	332,774.85
CHECK # 12437	560.00		09/02/14	332,214.85
SYSCO RESOURCE S PAYMENT		39.40	09/03/14	332,254.25
NPAIT Transfer	282,000.00		09/03/14	50,254.25
Cincinnati Insur INS.PREM 1000120530				
	25.00		09/03/14	50,229.25
CHECK # 12336	245.10		09/03/14	49,984.15
CHECK # 12431	700.00		09/03/14	49,284.15
CHECK # 12457	966.50		09/03/14	48,317.65
CHECK # 12462	3,695.86		09/03/14	44,621.79
CHECK # 12455	7,425.00		09/03/14	37,196.79
NPAIT Transfer		13,000.00	09/04/14	50,196.79
CHECK # 12408	20.04		09/04/14	50,176.75
CHECK # 12460	162.96		09/04/14	50,013.79
CHECK # 12435	560.00		09/04/14	49,453.79
CHECK # 12442	910.00		09/04/14	48,543.79





NEBRASKA EDUCATIONAL SERVICE  
UNIT COORDINATING COUNCIL  
DBA COOPERATIVE PURCHASING

---

BASIC BUSINESS ACCOUNT 20611699

---

DESCRIPTION	DEBITS	CREDITS	DATE	BALANCE
DEPOSIT		705.00	09/05/14	49,248.79
NPAIT Transfer		2,000.00	09/05/14	51,248.79
CHECK # 12452	181.24		09/05/14	51,067.55
CHECK # 12459	881.44		09/05/14	50,186.11
CHECK # 12456	5,737.50		09/05/14	44,448.61
NPAIT Transfer		6,000.00	09/08/14	50,448.61
DEPOSIT		84,051.27	09/08/14	134,499.88
CHECK # 12440	350.00		09/08/14	134,149.88
CHECK # 12417	1,120.00		09/08/14	133,029.88
NPAIT Transfer	83,000.00		09/09/14	50,029.88
CHECK # 12454	120.00		09/09/14	49,909.88
CHECK # 12391	800.00		09/09/14	49,109.88
NPAIT Transfer		1,000.00	09/10/14	50,109.88
DEPOSIT		1,705.00	09/11/14	51,814.88
DEPOSIT		349.60	09/12/14	52,164.48
NPAIT Transfer	1,000.00		09/12/14	51,164.48
NPAIT Transfer	1,000.00		09/15/14	50,164.48
SYSCO RESOURCE S PAYMENT		44.24	09/16/14	50,208.72
SYSCO PAYMENTS 061CA000112095		7,642.76	09/16/14	57,851.48
CHECK # 12461	8,442.10		09/16/14	49,409.38
NPAIT Transfer		1,000.00	09/17/14	50,409.38
CHECK # 12430	280.00		09/17/14	50,129.38
DEPOSIT		7,086.98	09/18/14	57,216.36
CHECK # 12425	560.00		09/18/14	56,656.36
DEPOSIT		7,688.00	09/19/14	64,344.36
NPAIT Transfer	6,000.00		09/19/14	58,344.36
DEPOSIT		60.00	09/22/14	58,404.36
NPAIT Transfer	8,000.00		09/22/14	50,404.36
CHECK # 12434	280.00		09/22/14	50,124.36
CHECK # 12418	560.00		09/22/14	49,564.36
CHECK # 12429	840.00		09/22/14	48,724.36
NPAIT Transfer		2,000.00	09/23/14	50,724.36
DEPOSIT		2,810.33	09/26/14	53,534.69
STATE OF NE ST PAYMENT 262415220		118,659.91	09/26/14	172,194.60
DEPOSIT		750.00	09/29/14	172,944.60
SYSCO PAYMENTS 061CA000112757		440.17	09/29/14	173,384.77
NPAIT Transfer	122,000.00		09/29/14	51,384.77
NPAIT Transfer	1,000.00		09/30/14	50,384.77
BALANCE THIS STATEMENT .....			09/30/14	50,384.77

\* \* \* C O N T I N U E D \* \* \*

Account Number: 20611699  
 Statement Date: 09/30/2014



NEBRASKA EDUCATIONAL SERVICE  
 UNIT COORDINATING COUNCIL  
 DBA COOPERATIVE PURCHASING

BASIC BUSINESS ACCOUNT 20611699

TOTAL CREDITS	(22)	540,789.75	MINIMUM BALANCE	37,196.79
TOTAL DEBITS	(38)	541,964.97	AVG AVAILABLE BALANCE	71,605.11
			AVERAGE BALANCE	73,255.70

YOUR CHECKS SEQUENCED

DATE...	CHECK #.....	AMOUNT	DATE...	CHECK #.....	AMOUNT	DATE...	CHECK #.....	AMOUNT
09/03	12336*	245.10	09/03	12431*	700.00	09/03	12455	7,425.00
09/09	12391	800.00	09/22	12434	280.00	09/05	12456	5,737.50
09/02	12392*	175.00	09/04	12435*	560.00	09/03	12457	966.50
09/04	12408*	20.04	09/02	12437*	560.00	09/02	12458	249.00
09/08	12417	1,120.00	09/08	12440*	350.00	09/05	12459	881.44
09/22	12418*	560.00	09/04	12442*	910.00	09/04	12460	162.96
09/02	12424	560.00	09/02	12445*	280.00	09/16	12461	8,442.10
09/18	12425*	560.00	09/05	12452	181.24	09/03	12462	3,695.86
09/22	12429	840.00	09/02	12453	278.23			
09/17	12430	280.00	09/09	12454	120.00			

(\* ) INDICATES A GAP IN CHECK NUMBER SEQUENCE





C271 CHECKING ACCOUNT DEPOSIT  
**UNION BANK & TRUST COMPANY**  
 DATE: Sept 19, 2014  
 NAME: ESU Coordinating Council  
 ACCOUNT NUMBER: 20611699  
 TOTAL DEPOSIT: \$ 7688.00  
 MICR: ⑆104910795⑆ 009

09/19/2014 \$7,688.00 0

Transf=09/19/14-Inst=UNION BANK & TRUST COMPANY  
 PPhum=>104910795<-ItemNum=000045762640

09/19/2014 \$7,688.00 0

C271 CHECKING ACCOUNT DEPOSIT  
**UNION BANK & TRUST COMPANY**  
 DATE: Sept 22, 2014  
 NAME: ESU Coordinating Council  
 ACCOUNT NUMBER: 20611699  
 TOTAL DEPOSIT: \$ 60.00  
 MICR: ⑆104910795⑆ 009

09/22/2014 \$60.00 0

Transf=09/22/14-Inst=UNION BANK & TRUST COMPANY  
 PPhum=>104910795<-ItemNum=000044567777

09/22/2014 \$60.00 0

C271 CHECKING ACCOUNT DEPOSIT  
**UNION BANK & TRUST COMPANY**  
 DATE: Sept 26, 2014  
 NAME: ESU Coordinating Council  
 ACCOUNT NUMBER: 20611699  
 TOTAL DEPOSIT: \$ 2810.33  
 MICR: ⑆104910795⑆ 009

09/26/2014 \$2,810.33 0

Transf=09/26/14-Inst=UNION BANK & TRUST COMPANY  
 PPhum=>104910795<-ItemNum=000044568694

09/26/2014 \$2,810.33 0

C271 CHECKING ACCOUNT DEPOSIT  
**UNION BANK & TRUST COMPANY**  
 DATE: Sept 29, 2014  
 NAME: ESU Coordinating Council  
 ACCOUNT NUMBER: 20611699  
 TOTAL DEPOSIT: \$ 750.00  
 MICR: ⑆104910795⑆ 009

09/29/2014 \$750.00 0

Transf=09/29/14-Inst=UNION BANK & TRUST COMPANY  
 PPhum=>104910795<-ItemNum=000040553510

09/29/2014 \$750.00 0

ORIGINAL CHECK HAS AN ARTIFICIAL WATERMARK ON REVERSE SIDE - HOLD AT AN ANGLE TO VIEW

Nebraska ESU Coordinating Council  
 1292 East 4th Street  
 Ainsworth, NE 68210

Union Bank & Trust Company  
 Ainsworth Branch  
 238 East 4th St.  
 Ainsworth, Nebraska 68210

CHECK DATE: 07/21/14 CHECK NO. 12336  
 AMOUNT: \$\*\*\*\*\*245.10\*

PAY TO THE ORDER OF: HAMPTON INN  
 904 SOUTH 20TH ST  
 NORFOLK NE 68701

PREPARED BY: *[Signature]*  
 TELLER: *[Signature]*

⑆00012336⑆ ⑆104910795⑆ 20611699⑆

09/03/2014 \$245.10 12336

ORIGINAL CHECK HAS AN ARTIFICIAL WATERMARK ON REVERSE SIDE - HOLD AT AN ANGLE TO VIEW

Nebraska ESU Coordinating Council  
 1292 East 4th Street  
 Ainsworth, NE 68210

Union Bank & Trust Company  
 Ainsworth Branch  
 238 East 4th St.  
 Ainsworth, Nebraska 68210

CHECK DATE: 08/19/14 CHECK NO. 12391  
 AMOUNT: \$\*\*\*\*\*800.00\*

PAY TO THE ORDER OF: HARVEILL ENTERPRISES  
 PO BOX 80301  
 LINCOLN NE 68501

PREPARED BY: *[Signature]*  
 TELLER: *[Signature]*

⑆00012391⑆ ⑆104910795⑆ 20611699⑆

09/09/2014 \$800.00 12391

ORIGINAL CHECK HAS AN ARTIFICIAL WATERMARK ON REVERSE SIDE - HOLD AT AN ANGLE TO VIEW

Nebraska ESU Coordinating Council  
 1292 East 4th Street  
 Ainsworth, NE 68210

Union Bank & Trust Company  
 Ainsworth Branch  
 238 East 4th St.  
 Ainsworth, Nebraska 68210

CHECK DATE: 08/19/14 CHECK NO. 12392  
 AMOUNT: \$\*\*\*\*\*175.00\*

PAY TO THE ORDER OF: N.A.N.T.C.  
 PO BOX 9864  
 CHICK HAWKS IA 52409

PREPARED BY: *[Signature]*  
 TELLER: *[Signature]*

⑆00012392⑆ ⑆104910795⑆ 20611699⑆

09/02/2014 \$175.00 12392

ORIGINAL CHECK HAS AN ARTIFICIAL WATERMARK ON REVERSE SIDE - HOLD AT AN ANGLE TO VIEW

Nebraska ESU Coordinating Council  
 1292 East 4th Street  
 Ainsworth, NE 68210

Union Bank & Trust Company  
 Ainsworth Branch  
 238 East 4th St.  
 Ainsworth, Nebraska 68210

CHECK DATE: 09/13/14 CHECK NO. 12408  
 AMOUNT: \$\*\*\*\*\*20.04\*

PAY TO THE ORDER OF: COMMERCIAL ART SUPPLY  
 935 ERIE BLVD EAST  
 SYRACUSE NY 13210

PREPARED BY: *[Signature]*  
 TELLER: *[Signature]*

⑆00012408⑆ ⑆104910795⑆ 20611699⑆

09/04/2014 \$20.04 12408



Nebraska ESU Coordinating Council  
1292 East 4th Street  
Ainsworth, NE 69210

Union Bank & Trust Company  
Ainsworth Branch  
238 East 4th St.  
Ainsworth, Nebraska 69210

CHECK DATE: 08/19/14 CHECK NO.: 12417

AMOUNT: \$\*\*\*\*\*120.00\*

BY THE SUM OF \*\*\*\*\*120\* DOLLARS AND \*NO\* CENTS

TO THE ORDER OF: SOUTH SIoux COMMUNITY SCHOOLS  
PO BOX 158  
218 N 19th STREET  
SOUTH SIOUX NE 68776

PRESIDENT: *J. Ruffel*  
TREASURER: *D. Ruffel*

⑆00012417⑆ ⑆104910295⑆ ⑆061-1699⑆

09/08/2014 \$\$\$\$1,120.00 12417

Nebraska ESU Coordinating Council  
1292 East 4th Street  
Ainsworth, NE 69210

Union Bank & Trust Company  
Ainsworth Branch  
238 East 4th St.  
Ainsworth, Nebraska 69210

CHECK DATE: 08/19/14 CHECK NO.: 12418

AMOUNT: \$\*\*\*\*\*560.00\*

BY THE SUM OF \*\*\*\*\*560\* DOLLARS AND \*NO\* CENTS

TO THE ORDER OF: NEBRASKA UNIFIED DISTRICT #1  
PO BOX 248  
4TH & BEEK ST.  
ORCHARD NE 68766

PRESIDENT: *J. Ruffel*  
TREASURER: *D. Ruffel*

⑆00012418⑆ ⑆104910295⑆ ⑆061-1699⑆

09/22/2014 \$\$\$\$560.00 12418

Nebraska ESU Coordinating Council  
1292 East 4th Street  
Ainsworth, NE 69210

Union Bank & Trust Company  
Ainsworth Branch  
238 East 4th St.  
Ainsworth, Nebraska 69210

CHECK DATE: 08/19/14 CHECK NO.: 12423

AMOUNT: \$\*\*\*\*\*560.00\*

BY THE SUM OF \*\*\*\*\*560\* DOLLARS AND \*NO\* CENTS

TO THE ORDER OF: CRETE PUBLIC SCHOOLS  
920 LINDEH AVE.  
CRETE NE 68333

PRESIDENT: *J. Ruffel*  
TREASURER: *D. Ruffel*

⑆00012423⑆ ⑆104910295⑆ ⑆061-1699⑆

09/02/2014 \$\$\$\$560.00 12424

Nebraska ESU Coordinating Council  
1292 East 4th Street  
Ainsworth, NE 69210

Union Bank & Trust Company  
Ainsworth Branch  
238 East 4th St.  
Ainsworth, Nebraska 69210

CHECK DATE: 08/19/14 CHECK NO.: 12425

AMOUNT: \$\*\*\*\*\*560.00\*

BY THE SUM OF \*\*\*\*\*560\* DOLLARS AND \*NO\* CENTS

TO THE ORDER OF: HUMBOLDT TANK ROCK STEINHAUER  
810 CENTRAL AVENUE  
HUMBOLDT NE 68376

PRESIDENT: *J. Ruffel*  
TREASURER: *D. Ruffel*

⑆00012425⑆ ⑆104910295⑆ ⑆061-1699⑆

09/18/2014 \$\$\$\$560.00 12425

Nebraska ESU Coordinating Council  
1292 East 4th Street  
Ainsworth, NE 69210

Union Bank & Trust Company  
Ainsworth Branch  
238 East 4th St.  
Ainsworth, Nebraska 69210

CHECK DATE: 08/19/14 CHECK NO.: 12429

AMOUNT: \$\*\*\*\*\*840.00\*

BY THE SUM OF \*\*\*\*\*840\* DOLLARS AND \*NO\* CENTS

TO THE ORDER OF: NORFOLK PUBLIC SCHOOLS  
PO BOX 139  
512 HILLARY AVENUE  
NORFOLK NE 68702-0139

PRESIDENT: *J. Ruffel*  
TREASURER: *D. Ruffel*

⑆00012429⑆ ⑆104910295⑆ ⑆061-1699⑆

09/22/2014 \$\$\$\$840.00 12429

Nebraska ESU Coordinating Council  
1292 East 4th Street  
Ainsworth, NE 69210

Union Bank & Trust Company  
Ainsworth Branch  
238 East 4th St.  
Ainsworth, Nebraska 69210

CHECK DATE: 08/19/14 CHECK NO.: 12430

AMOUNT: \$\*\*\*\*\*280.00\*

BY THE SUM OF \*\*\*\*\*280\* DOLLARS AND \*NO\* CENTS

TO THE ORDER OF: CHAMBERG PUBLIC SCHOOLS  
PO BOX 218  
CHAMBERG NE 68325

PRESIDENT: *J. Ruffel*  
TREASURER: *D. Ruffel*

⑆00012430⑆ ⑆104910295⑆ ⑆061-1699⑆

09/17/2014 \$\$\$\$280.00 12430

Nebraska ESU Coordinating Council  
1292 East 4th Street  
Ainsworth, NE 69210

Union Bank & Trust Company  
Ainsworth Branch  
238 East 4th St.  
Ainsworth, Nebraska 69210

CHECK DATE: 08/19/14 CHECK NO.: 12431

AMOUNT: \$\*\*\*\*\*700.00\*

BY THE SUM OF \*\*\*\*\*700\* DOLLARS AND \*NO\* CENTS

TO THE ORDER OF: NORTH BEND CENTRAL PUBLIC SCHOOLS  
303 BOX 249  
429 EAST 4TH  
NORTH BEND NE 68649

PRESIDENT: *J. Ruffel*  
TREASURER: *D. Ruffel*

⑆00012431⑆ ⑆104910295⑆ ⑆061-1699⑆

09/03/2014 \$\$\$\$700.00 12431

Nebraska ESU Coordinating Council  
1292 East 4th Street  
Ainsworth, NE 69210

Union Bank & Trust Company  
Ainsworth Branch  
238 East 4th St.  
Ainsworth, Nebraska 69210

CHECK DATE: 08/19/14 CHECK NO.: 12434

AMOUNT: \$\*\*\*\*\*280.00\*

BY THE SUM OF \*\*\*\*\*280\* DOLLARS AND \*NO\* CENTS

TO THE ORDER OF: CHAMBERG-ORCHARD FIDDLER SCHOOL  
BOX 349  
4TH & BEEK  
ORCHARD NE 68766

PRESIDENT: *J. Ruffel*  
TREASURER: *D. Ruffel*

⑆00012434⑆ ⑆104910295⑆ ⑆061-1699⑆

09/22/2014 \$\$\$\$280.00 12434

Nebraska ESU Coordinating Council  
1292 East 4th Street  
Ainsworth, NE 69210

Union Bank & Trust Company  
Ainsworth Branch  
238 East 4th St.  
Ainsworth, Nebraska 69210

CHECK DATE: 08/19/14 CHECK NO.: 12435

AMOUNT: \$\*\*\*\*\*560.00\*

BY THE SUM OF \*\*\*\*\*560\* DOLLARS AND \*NO\* CENTS

TO THE ORDER OF: SUTHERLAND PUBLIC SCHOOLS  
PO BOX 217  
401 WALNUT STREET  
SUTHERLAND NE 69165

PRESIDENT: *J. Ruffel*  
TREASURER: *D. Ruffel*

⑆00012435⑆ ⑆104910295⑆ ⑆061-1699⑆

09/04/2014 \$\$\$\$560.00 12435

Nebraska ESU Coordinating Council  
1292 East 4th Street  
Ainsworth, NE 69210

Union Bank & Trust Company  
Ainsworth Branch  
238 East 4th St.  
Ainsworth, Nebraska 69210

CHECK DATE: 08/19/14 CHECK NO.: 12437

AMOUNT: \$\*\*\*\*\*560.00\*

BY THE SUM OF \*\*\*\*\*560\* DOLLARS AND \*NO\* CENTS

TO THE ORDER OF: HUNTER CONCERNITY SCHOOLS  
PO BOX 340  
213 D. 3RD STREET  
HUNTER NE 68630

PRESIDENT: *J. Ruffel*  
TREASURER: *D. Ruffel*

⑆00012437⑆ ⑆104910295⑆ ⑆061-1699⑆

09/02/2014 \$\$\$\$560.00 12437

Nebraska ESU Coordinating Council  
1292 East 4th Street  
Ainsworth, NE 69210

Union Bank & Trust Company  
Ainsworth Branch  
238 East 4th St.  
Ainsworth, Nebraska 69210

CHECK DATE: 08/19/14 CHECK NO.: 12440

AMOUNT: \$\*\*\*\*\*350.00\*

BY THE SUM OF \*\*\*\*\*350\* DOLLARS AND \*NO\* CENTS

TO THE ORDER OF: HASTINGS PUBLIC SCHOOLS  
1924 WEST A STREET  
HASTINGS NE 68901

PRESIDENT: *J. Ruffel*  
TREASURER: *D. Ruffel*

⑆00012440⑆ ⑆104910295⑆ ⑆061-1699⑆

09/08/2014 \$\$\$\$350.00 12440

Nebraska ESU Coordinating Council  
1292 East 4th Street  
Ainsworth, NE 69210

Union Bank & Trust Company  
Ainsworth Branch  
238 East 4th St.  
Ainsworth, Nebraska 69210

CHECK DATE: 08/19/14 CHECK NO.: 12442

AMOUNT: \$\*\*\*\*\*910.00\*

BY THE SUM OF \*\*\*\*\*910\* DOLLARS AND \*NO\* CENTS

TO THE ORDER OF: LITCHFIELD PUBLIC SCHOOL  
PO BOX 167  
510 W MAIN  
LITCHFIELD NE 68652

PRESIDENT: *J. Ruffel*  
TREASURER: *D. Ruffel*

⑆00012442⑆ ⑆104910295⑆ ⑆061-1699⑆

09/04/2014 \$\$\$\$910.00 12442

Nebraska ESU Coordinating Council  
1292 East 4th Street  
Ainsworth, NE 68210

Union Bank & Trust Company  
Ainsworth Branch  
238 East 4th St.  
Ainsworth, Nebraska 68210

CHECK DATE: 08/13/14  
CHECK NO.: 12449

AMOUNT: \$\*\*\*\*\*280.00\*

BY THE SUM OF \*\*\*\*\*280\* DOLLARS AND \*00\* CENTS

TO THE ORDER OF: DC WEST COMMUNITY SCHOOLS  
PO BOX 370  
VALLEY NE 68064

PRESIDENT: *J. Ruff*  
TREASURER: *Dennis Ruff*

⑆0001245⑆ ⑆104910295⑆ 2061 1699⑆

09/02/2014 \$280.00 12445

Nebraska ESU Coordinating Council  
1292 East 4th Street  
Ainsworth, NE 68210

Union Bank & Trust Company  
Ainsworth Branch  
238 East 4th St.  
Ainsworth, Nebraska 68210

CHECK DATE: 08/27/14  
CHECK NO.: 12452

AMOUNT: \$\*\*\*\*\*181.24\*

BY THE SUM OF \*\*\*\*\*181\* DOLLARS AND \*24\* CENTS

TO THE ORDER OF: NEAT MOBILITY  
PO BOX 6416  
CAROL STREAM IL 60137-6416

PRESIDENT: *J. Ruff*  
TREASURER: *Dennis Ruff*

⑆0001245⑆ ⑆104910295⑆ 2061 1699⑆

09/05/2014 \$181.24 12452

Nebraska ESU Coordinating Council  
1292 East 4th Street  
Ainsworth, NE 68210

Union Bank & Trust Company  
Ainsworth Branch  
238 East 4th St.  
Ainsworth, Nebraska 68210

CHECK DATE: 08/27/14  
CHECK NO.: 12453

AMOUNT: \$\*\*\*\*\*278.23\*

BY THE SUM OF \*\*\*\*\*278\* DOLLARS AND \*23\* CENTS

TO THE ORDER OF: BISHOP BUSINESS  
412 S. 94TH STREET  
OMAHA NE 68127

PRESIDENT: *J. Ruff*  
TREASURER: *Dennis Ruff*

⑆0001245⑆ ⑆104910295⑆ 2061 1699⑆

09/02/2014 \$278.23 12453

Nebraska ESU Coordinating Council  
1292 East 4th Street  
Ainsworth, NE 68210

Union Bank & Trust Company  
Ainsworth Branch  
238 East 4th St.  
Ainsworth, Nebraska 68210

CHECK DATE: 08/27/14  
CHECK NO.: 12454

AMOUNT: \$\*\*\*\*\*120.00\*

BY THE SUM OF \*\*\*\*\*120\* DOLLARS AND \*00\* CENTS

TO THE ORDER OF: ADVANCED HENRIETTA  
PO BOX 92162  
LINCOLN NE 68509

PRESIDENT: *J. Ruff*  
TREASURER: *Dennis Ruff*

⑆0001245⑆ ⑆104910295⑆ 2061 1699⑆

09/09/2014 \$120.00 12454

Nebraska ESU Coordinating Council  
1292 East 4th Street  
Ainsworth, NE 68210

Union Bank & Trust Company  
Ainsworth Branch  
238 East 4th St.  
Ainsworth, Nebraska 68210

CHECK DATE: 08/27/14  
CHECK NO.: 12455

AMOUNT: \$\*\*\*\*\*7425.00\*

BY THE SUM OF \*\*\*\*\*7425\* DOLLARS AND \*00\* CENTS

TO THE ORDER OF: DOLHART CONSULTING LLC  
74 W. PIERCE ST., #78  
CANTON IL 61807

PRESIDENT: *J. Ruff*  
TREASURER: *Dennis Ruff*

⑆0001245⑆ ⑆104910295⑆ 2061 1699⑆

09/03/2014 \$7,425.00 12455

Nebraska ESU Coordinating Council  
1292 East 4th Street  
Ainsworth, NE 68210

Union Bank & Trust Company  
Ainsworth Branch  
238 East 4th St.  
Ainsworth, Nebraska 68210

CHECK DATE: 08/27/14  
CHECK NO.: 12456

AMOUNT: \$\*\*\*\*\*5737.50\*

BY THE SUM OF \*\*\*\*\*5737\* DOLLARS AND \*50\* CENTS

TO THE ORDER OF: FUNCTIONAL SERVICES UNIT LLC  
PO BOX 858  
MORNING NE 68848-0850

PRESIDENT: *J. Ruff*  
TREASURER: *Dennis Ruff*

⑆0001245⑆ ⑆104910295⑆ 2061 1699⑆

09/05/2014 \$5,737.50 12456

Nebraska ESU Coordinating Council  
1292 East 4th Street  
Ainsworth, NE 68210

Union Bank & Trust Company  
Ainsworth Branch  
238 East 4th St.  
Ainsworth, Nebraska 68210

CHECK DATE: 08/27/14  
CHECK NO.: 12457

AMOUNT: \$\*\*\*\*\*966.50\*

BY THE SUM OF \*\*\*\*\*966\* DOLLARS AND \*50\* CENTS

TO THE ORDER OF: COMFORT TRV  
112 3RD AVENUE  
KRANKY NE 68847

PRESIDENT: *J. Ruff*  
TREASURER: *Dennis Ruff*

⑆0001245⑆ ⑆104910295⑆ 2061 1699⑆

09/03/2014 \$966.50 12457

Nebraska ESU Coordinating Council  
1292 East 4th Street  
Ainsworth, NE 68210

Union Bank & Trust Company  
Ainsworth Branch  
238 East 4th St.  
Ainsworth, Nebraska 68210

CHECK DATE: 08/27/14  
CHECK NO.: 12458

AMOUNT: \$\*\*\*\*\*249.00\*

BY THE SUM OF \*\*\*\*\*249\* DOLLARS AND \*00\* CENTS

TO THE ORDER OF: HOLIDAY TRN EXPRESS  
300 HOLIDAY FRONTIER ROAD  
PO BOX 788  
MORRIS PLACE NE 68102

PRESIDENT: *J. Ruff*  
TREASURER: *Dennis Ruff*

⑆0001245⑆ ⑆104910295⑆ 2061 1699⑆

09/02/2014 \$249.00 12458

Nebraska ESU Coordinating Council  
1292 East 4th Street  
Ainsworth, NE 68210

Union Bank & Trust Company  
Ainsworth Branch  
238 East 4th St.  
Ainsworth, Nebraska 68210

CHECK DATE: 08/27/14  
CHECK NO.: 12459

AMOUNT: \$\*\*\*\*\*881.44\*

BY THE SUM OF \*\*\*\*\*881\* DOLLARS AND \*44\* CENTS

TO THE ORDER OF: DAVE LARSEN  
1287 FREEDOM DRIVE  
HICKERSON NE 68041

PRESIDENT: *J. Ruff*  
TREASURER: *Dennis Ruff*

⑆0001245⑆ ⑆104910295⑆ 2061 1699⑆

09/05/2014 \$881.44 12459

Nebraska ESU Coordinating Council  
1292 East 4th Street  
Ainsworth, NE 68210

Union Bank & Trust Company  
Ainsworth Branch  
238 East 4th St.  
Ainsworth, Nebraska 68210

CHECK DATE: 08/27/14  
CHECK NO.: 12460

AMOUNT: \$\*\*\*\*\*162.96\*

BY THE SUM OF \*\*\*\*\*162\* DOLLARS AND \*96\* CENTS

TO THE ORDER OF: SCOTT ISAACSON  
5025 S. 133RD ST.  
CHRYA NE 68137

PRESIDENT: *J. Ruff*  
TREASURER: *Dennis Ruff*

⑆0001245⑆ ⑆104910295⑆ 2061 1699⑆

09/04/2014 \$162.96 12460

Nebraska ESU Coordinating Council  
1292 East 4th Street  
Ainsworth, NE 68210

Union Bank & Trust Company  
Ainsworth Branch  
238 East 4th St.  
Ainsworth, Nebraska 68210

CHECK DATE: 08/27/14  
CHECK NO.: 12461

AMOUNT: \$\*\*\*\*\*8,442.10\*

BY THE SUM OF \*\*\*\*\*8442\* DOLLARS AND \*10\* CENTS

TO THE ORDER OF: KAT KORNBLUM  
1118 INDIAN STARK  
ASHLAND NE 68003

PRESIDENT: *J. Ruff*  
TREASURER: *Dennis Ruff*

⑆0001245⑆ ⑆104910295⑆ 2061 1699⑆

09/16/2014 \$8,442.10 12461

Nebraska ESU Coordinating Council  
1292 East 4th Street  
Ainsworth, NE 68210

Union Bank & Trust Company  
Ainsworth Branch  
238 East 4th St.  
Ainsworth, Nebraska 68210

CHECK DATE: 08/27/14  
CHECK NO.: 12462

AMOUNT: \$\*\*\*\*\*695.86\*

BY THE SUM OF \*\*\*\*\*695\* DOLLARS AND \*86\* CENTS

TO THE ORDER OF: HELEN DANZINAP  
2421 HICKELAVIS ROAD  
BENARD NE 68434

PRESIDENT: *J. Ruff*  
TREASURER: *Dennis Ruff*

⑆0001245⑆ ⑆104910295⑆ 2061 1699⑆

09/03/2014 \$3,695.86 12462



# Nebraska Public Agency Investment Trust

## Account Statement

September 1, 2014 to September 30, 2014

NEBRASKA ESU COORDINATING COUNCIL  
1292 E 4TH ST  
AINSWORTH, NE 69210-1225

NPAIT  
PO BOX 82529  
Lincoln, NE 68501  
Toll Free: (800) 640-8817  
Local: (402) 323-1615

Account Number: 123885-001

10-05-2014 RCVD

### Fund Summary

	<u>PRICE PER SHARE</u>	<u>SHARES OWNED</u>	<u>MARKET VALUE</u>
Nebraska Public Agency Investment Trust 123885-001	\$1.00	1,199,255.79	\$1,199,255.79

### Transaction Summary

Nebraska Public Agency Investment Trust  
123885-001

<u>TRADE DATE</u>	<u>SETTLEMENT DATE</u>	<u>TRANSACTION DESCRIPTION</u>	<u>SHARES</u>	<u>AMOUNT</u>
09/01/2014		Beginning Shares Balance	719,247.26	\$719,247.26
09/02/2014	09/02/2014	Purchase	1,000.00	\$1,000.00
09/03/2014	09/03/2014	Purchase	282,000.00	\$282,000.00
09/04/2014	09/04/2014	Redemption	(13,000.00)	(\$13,000.00)
09/05/2014	09/05/2014	Redemption	(2,000.00)	(\$2,000.00)
09/08/2014	09/08/2014	Redemption	(6,000.00)	(\$6,000.00)
09/09/2014	09/09/2014	Purchase	83,000.00	\$83,000.00
09/10/2014	09/10/2014	Redemption	(1,000.00)	(\$1,000.00)
09/12/2014	09/12/2014	Purchase	1,000.00	\$1,000.00
09/15/2014	09/15/2014	Purchase	1,000.00	\$1,000.00
09/17/2014	09/17/2014	Redemption	(1,000.00)	(\$1,000.00)
09/19/2014	09/19/2014	Purchase	6,000.00	\$6,000.00
09/22/2014	09/22/2014	Purchase	8,000.00	\$8,000.00
09/23/2014	09/23/2014	Redemption	(2,000.00)	(\$2,000.00)
09/29/2014	09/29/2014	Purchase	122,000.00	\$122,000.00
09/30/2014	09/30/2014	Purchase	1,000.00	\$1,000.00
09/30/2014	10/01/2014	Interest	8.53	\$8.53
<b>Total :</b>			<b>1,199,255.79</b>	<b>\$1,199,255.79</b>

SUNGARD PENTAMATION  
 DATE: 10/10/2014  
 TIME: 09:51:06

ESU COORDINATING COUNCIL  
 BANK ACCOUNT RECONCILIATION REPORT  
 DEPOSITS LIST

PAGE NUMBER: 1  
 BNKACTRCN  
 BANK ACCOUNT: UNION BANK AND TRUST

BANK ACCOUNT: UNION BANK AND TRUST

STATEMENT BEGIN DATE: 08/31/2014  
 STATEMENT END DATE: 10/10/2014

BEGINNING BALANCE: 770,807.25 INTEREST EARNED:  
 ENDING BALANCE: 1,249,640.56 FEES CHARGED:

8.53  
 0.00

CLEARED	DATE	RECEIPT	AMOUNT	DESCRIPTION	CONTROL NUMBER
DEPOSIT: BLANK		08/29/2014			
N	09/02/2014		2,408.00	LMS, ANGEL, NDE	082914PQ
Y	09/15/2014		488.95	COOP -WORLD BOOK, CHADRON	090214PQ
Y	09/15/2014		275,228.03	ESUCC, CORE SVYCE FUNDS	090214PQ
Y	09/15/2014		705.00	LMS -ANGEL, MERRIC CO.	090514PQ
Y	09/15/2014		1,645.00	LMS, ANGEL - PAWNEE CITY	091114PQ
Y	09/15/2014		349.60	COOP, SORTCHOICE, SPEC BU	091214PQ
Y	09/19/2014		7,086.98	COOP-AB FEE, UNITED HEALTH	091814PQ
Y	09/22/2014		188.88	LMS, ESU 3, RENEWAL	091914PQ
Y	09/29/2014		39.40	COOP, SYSCO, FOOD PROGRAM	090314PQ
Y	09/29/2014		7,687.00	COOP, SYSCO, FOOD PROGRAM	091614PQ
Y	09/29/2014		118,659.91	NMPDS, GRANT REIMBURSEMEN	092614PQ
Y	09/29/2014		280.00	PD ONSITE FEES, LPS	092914PQ
N	10/03/2014		2,387.24	COOP INTERLINE CUSTODIAL	100314PQ
Y	10/10/2014		440.17	COOP, SYSCO, CUSTODIAL	092914PQ
DEPOSIT: BLANK		09/29/2014	417,594.16		
TOTAL DEPOSITS			417,594.16		
TOTAL CLEARED DEPOSITS			412,798.92		
TOTAL UNCLEARED DEPOSITS			4,795.24		

SUNGARD PENTAMATION  
 DATE: 10/10/2014  
 TIME: 09:51:06

BANK ACCOUNT: UNION BANK AND TRUST

STATEMENT BEGIN DATE: 08/31/2014  
 STATEMENT END DATE: 10/10/2014

ESU COORDINATING COUNCIL  
 BANK ACCOUNT RECONCILIATION REPORT  
 PAYMENTS LIST

PAGE NUMBER: 2  
 BNKACTRCN  
 BANK ACCOUNT: UNION BANK AND TRUST

BEGINNING BALANCE: 770,807.25 INTEREST EARNED: 8.53  
 ENDING BALANCE: 1,249,640.56 FEES CHARGED: 0.00

CLEARED	CHECK DATE	CHECK NUMBER	AMOUNT	CHECK TYPE	CLEAR DATE	VENDOR	VENDOR NAME
Y	07/23/2014	12336	245.10	MANUAL		1172	HAMPTON INN
N	08/19/2014	12385	3,028.53	MANUAL		1107	AEPA INC.
Y	08/19/2014	12391	800.00	MANUAL		1051	HARVILL ENTERPRISES
Y	08/19/2014	12392	175.00	MANUAL		1022	N.A.M.T.C.
Y	08/19/2014	12408	20.04	MANUAL		1200	COMMERCIAL ART SUPPLY
Y	08/19/2014	12417	1,120.00	MANUAL		1147	SOUTH SIOUX COMMUNITY SCHOOLS
Y	08/19/2014	12418	560.00	MANUAL		1160	NEBRASKA UNIFIED DISTRICT #1
Y	08/19/2014	12424	560.00	MANUAL		1090	CRETE PUBLIC SCHOOLS
Y	08/19/2014	12425	560.00	MANUAL		1119	HUMBOLDT TABLE ROCK STEINAUER
N	08/19/2014	12427	2,000.00	MANUAL		1204	FREMONT PUBLIC SCHOOLS
Y	08/19/2014	12429	840.00	MANUAL		1183	NORFOLK PUBLIC SCHOOLS
Y	08/19/2014	12430	280.00	MANUAL		1145	CHAMBERS PUBLIC SCHOOLS
Y	08/19/2014	12431	700.00	MANUAL		1144	NORTH BEND CENTRAL PUBLIC SCHOOLS
Y	08/19/2014	12434	280.00	MANUAL		1205	CLEARWATER-ORCHARD MIDDLE SCHOOL
Y	08/19/2014	12435	560.00	MANUAL		1168	SUTHERLAND PUBLIC SCHOOLS
Y	08/19/2014	12437	560.00	MANUAL		1162	HOMER COMMUNITY SCHOOLS
N	08/19/2014	12439	310.00	MANUAL		1157	BYARD PUBLIC SCHOOLS
Y	08/19/2014	12440	350.00	MANUAL		1184	HASTINGS PUBLIC SCHOOLS
Y	08/19/2014	12442	910.00	MANUAL		1148	LITCHFIELD PUBLIC SCHOOL
Y	08/19/2014	12445	280.00	MANUAL		1088	DC WEST COMMUNITY SCHOOLS
Y	08/27/2014	12452	181.24	MANUAL		1047	AT&T MOBILITY
Y	08/27/2014	12453	278.23	MANUAL		1050	BISHOP BUSINESS
Y	08/27/2014	12454	120.00	MANUAL		1210	ADVANCED NEBRASKA
Y	08/27/2014	12455	7,425.00	MANUAL		1052	SOLLANT CONSULTING INC
Y	08/27/2014	12456	5,737.50	MANUAL		1067	EDUCATIONAL SERVICE UNIT 10
Y	08/27/2014	12457	966.50	MANUAL		1198	COMFORT INN
Y	08/27/2014	12458	249.00	MANUAL		1084	HOLIDAY INN EXPRESS
Y	08/27/2014	12459	881.44	MANUAL		1155	DAVE LUDWIG
Y	08/27/2014	12460	162.96	MANUAL		1086	SCOTT ISAACSON
Y	08/27/2014	12461	8,442.10	MANUAL		1211	KIP SCHNEIDER
Y	08/27/2014	12462	3,695.86	MANUAL		1176	HELEN BANZHAF
Y	09/03/2014	EFT00004	25.00	MANUAL		1209	CINCINNATI INSURANCE COMPANY
N	10/10/2014	12463	775.00	MANUAL		1041	NE ASSOCIATION OF SCHOOL BOARDS
N	10/10/2014	12464	6,900.00	MANUAL		1098	AESA
N	10/10/2014	12465	15,564.45	MANUAL		1052	SOLLANT CONSULTING INC
N	10/10/2014	12466	25,000.00	MANUAL		1212	MONTEREY INSTITUTE FOR TECH & ED
N	10/10/2014	12467	9,479.00	MANUAL		1054	RMC RESEARCH CORPORATION
N	10/10/2014	12468	200.00	MANUAL		1057	EDUCATIONAL SERVICE UNIT 3
N	10/10/2014	12469	189.46	MANUAL		1069	LINCOLN PUBLIC SCHOOLS
N	10/10/2014	12470	382.85	MANUAL		1198	COMFORT INN
N	10/10/2014	12471	83.00	MANUAL		1072	HOLIDAY INN EXPRESS
N	10/10/2014	12472	83.00	MANUAL		1074	HOLIDAY INN EXPRESS
N	10/10/2014	12473	159.95	MANUAL		1083	HOLIDAY INN EXPRESS
N	10/10/2014	12474	125.98	MANUAL		1073	RODEWAY INN
N	10/10/2014	12475	317.40	MANUAL		1061	DEB HERICKS
N	10/10/2014	12476	134.40	MANUAL		1063	MNJ TECHNOLOGIES
N	10/10/2014	12477	16.02	MANUAL		1133	NATIONAL ART & SCHOOL SUPPLIES
N	10/10/2014	12478	280.00	MANUAL		1142	WEST BOYD PUBLIC SCHOOLS
N	10/10/2014	12479	840.00	MANUAL		1122	COLUMBUS HIGH SCHOOL
N	10/10/2014	12480	490.00	MANUAL		1165	WAVERLY HIGH SCHOOL
N	10/10/2014	12481	1,010.00	MANUAL		1096	EAST BUTLER PUBLIC SCHOOLS
N	10/10/2014	12482	450.00	MANUAL		1167	MCCOOL JUNCTION PUBLIC SCHOOLS
N	10/10/2014	12483	280.00	MANUAL		1126	MADISON PUBLIC SCHOOLS

SUNGARD PENTAMATION  
 DATE: 10/10/2014  
 TIME: 09:51:06

ESU COORDINATING COUNCIL  
 BANK ACCOUNT RECONCILIATION REPORT  
 PAYMENTS LIST

PAGE NUMBER: 3  
 BNKACTRCN  
 BANK ACCOUNT: UNION BANK AND TRUST

BANK ACCOUNT: UNION BANK AND TRUST

STATEMENT BEGIN DATE: 08/31/2014  
 STATEMENT END DATE: 10/10/2014

BEGINNING BALANCE: 770,807.25  
 ENDING BALANCE: 1,249,640.56

INTEREST EARNED: 8.53  
 FEES CHARGED: 0.00

CLEARED	CHECK DATE	CHECK NUMBER	AMOUNT	CHECK TYPE	CLEAR DATE	VENDOR	VENDOR NAME
N	10/10/2014	12484	450.00	MANUAL		1090	CRETE PUBLIC SCHOOLS
N	10/10/2014	12485	450.00	MANUAL		1089	FALLS CITY PUBLIC SCHOOLS
N	10/10/2014	12486	5,964.00	MANUAL		1082	ZOOM
N	10/10/2014	12487	82,615.74	MANUAL		1064	EDUCATIONAL SERVICE UNIT 17
N	10/10/2014	12488	6,426.02	MANUAL		1057	EDUCATIONAL SERVICE UNIT 3
N	10/10/2014	12489	3,000.00	MANUAL		1150	EDUCATIONAL SERVICE UNIT 5
N	10/10/2014	12490	322.52	MANUAL		1067	EDUCATIONAL SERVICE UNIT 10
N	10/10/2014	12491	1,957.48	MANUAL		1039	UNION BANK & TRUST COMPANY
N	10/10/2014	12492	3,801.74	MANUAL		1040	HARDING & SHULTZ
N	10/10/2014	12493	1,550.00	MANUAL		1041	NE ASSOCIATION OF SCHOOL BOARDS
N	10/10/2014	12494	39.72	MANUAL		1045	AT CONFERENCE
N	10/10/2014	12495	415.59	MANUAL		1044	TIME WARNER CABLE
N	10/10/2014	12496	176.24	MANUAL		1047	AT&T MOBILITY
N	10/10/2014	12497	1,275.50	MANUAL		1065	OMAHA WORLD HERALD
N	10/10/2014	12498	5,334.45	MANUAL		1052	SOLIANT CONSULTING INC
N	10/10/2014	12499	800.00	MANUAL		1051	HARVILL ENTERPRISES
N	10/10/2014	12500	6,000.00	MANUAL		1042	NE COUNCIL OF SCHOOL ADMINISTRATORS
N	10/10/2014	12501	9,479.60	MANUAL		1213	NATM
N	10/10/2014	12502	50,500.00	MANUAL		1026	NORTHWEST EVALUATION ASSOCIATION
N	10/10/2014	12503	849.10	MANUAL		1218	THE FGR GROUP
N	10/10/2014	12504	83.00	MANUAL		1214	HOLIDAY INN EXPRESS
N	10/10/2014	12505	93.00	MANUAL		1074	HOLIDAY INN EXPRESS
N	10/10/2014	12506	166.00	MANUAL		1072	HOLIDAY INN EXPRESS
N	10/10/2014	12507	175.00	MANUAL		1215	MIDWEST CONNECT
N	10/10/2014	12508	77.74	MANUAL		1062	STAPLES ADVANTAGE
N	10/10/2014	12509	1,704.22	MANUAL		1155	DAVE LUDWIG
N	10/10/2014	12510	362.32	MANUAL		1100	GORDON ROETHENEYER
N	10/10/2014	12511	188.72	MANUAL		1076	PRISCILLA QUINTANA
N	10/10/2014	12512	421.09	MANUAL		1061	DEB HERICKS
N	10/10/2014	12513	396.19	MANUAL		1087	RHONDA EIS
N	10/10/2014	12514	2,205.02	MANUAL		1111	WADE FRUHLING
N	10/10/2014	12515	4,644.83	MANUAL		1176	HELEN BANZHAF
N	10/10/2014	12516	1,093.50	MANUAL		1216	DEB ROMANEK
N	10/10/2014	12517	1,840.00	MANUAL		1217	WINSIDE PUBLIC SCHOOLS
N	10/10/2014	12518	560.00	MANUAL		1137	O'NEILL PUBLIC SCHOOLS
N	10/10/2014	12520	2,198.00	MANUAL		1002	APPLE COMPUTER
N	10/10/2014	12521	16,068.11	MANUAL		1006	BLACKBOARD
N	10/10/2014	12522	485.12	MANUAL		1007	CDW GOVERNMENT INC.
N	10/10/2014	12523	43.00	MANUAL		1031	SOFTCHOICE CORPORATION
N	10/10/2014	12524	9,297.75	MANUAL		1038	WORLD BOOK
N	10/10/2014	12525	2,474.45	MANUAL		1038	WORLD BOOK
N	10/10/2014	12526	3,227.95	MANUAL		1038	WORLD BOOK
N	10/10/2014	12527	10,332.30	MANUAL		1038	WORLD BOOK

TOTAL PAYMENTS 344,609.02  
 TOTAL CLEARED PAYMENTS 36,964.97  
 TOTAL UNCLEARED PAYMENTS 307,644.05

SUNGARD PENTAMATION  
 DATE: 10/10/2014  
 TIME: 09:51:06

BANK ACCOUNT: UNION BANK AND TRUST

STATEMENT BEGIN DATE: 08/31/2014  
 STATEMENT END DATE: 10/10/2014

CLEARED	CHECK DATE	CHECK NUMBER
Y	02/17/2014	12014
Y	04/28/2014	12152
Y	06/10/2014	12262
Y	06/13/2014	EFT00001
Y	10/10/2014	12519
Y	10/10/2014	12519

TOTAL VOIDS  
 TOTAL CLEARED VOIDS  
 TOTAL UNCLEARED VOIDS

ESU COORDINATING COUNCIL  
 BANK ACCOUNT RECONCILIATION REPORT  
 VOIDS LIST

BEGINNING BALANCE: 770,807.25 INTEREST EARNED: 8.53  
 ENDING BALANCE: 1,249,640.56 FEES CHARGED: 0.00

AMOUNT	CHECK TYPE	VOID DATE	VENDOR	VENDOR NAME
12,084.56	MANUAL	02/17/2014	1064	EDUCATIONAL SERVICE UNIT 17
206.75	MANUAL	05/30/2014	1087	REONDA EIS
89.95	MANUAL	07/25/2014	1074	HOLIDAY INN EXPRESS
307.63	MANUAL	06/09/2014	1039	UNION BANK & TRUST COMPANY
3,322.48	MANUAL	10/06/2014	1211	KIP SCHNEIDER
3,322.32	MANUAL	10/06/2014	1211	KIP SCHNEIDER

SUNGARD PENTAMATION  
 DATE: 10/10/2014  
 TIME: 09:51:06

BANK ACCOUNT: UNION BANK AND TRUST

ESU COORDINATING COUNCIL  
 BANK ACCOUNT RECONCILIATION REPORT  
 JOURNAL ENTRIES LIST

PAGE NUMBER: 5  
 BNKACCTRCN  
 BANK ACCOUNT: UNION BANK AND TRUST

STATEMENT BEGIN DATE: 09/31/2014  
 STATEMENT END DATE: 10/10/2014

BEGINNING BALANCE: 770,807.25 INTEREST EARNED:  
 ENDING BALANCE: 1,249,640.56 FEES CHARGED:

8.53  
 0.00

CLEARED DATE JE NUMBER AMOUNT DESCRIPTION CONTROL NO JE DESCRIPTION

Y	09/15/2014	20150005	60.00	RECEIVABLE-RC- 091114PQ	091114PQ	
Y	09/15/2014	20150001	60.00	RECEIVABLE-RC- 090214PQ	090214PQ	
Y	09/15/2014	20150002	7,980.11	RECEIVABLE-RC- 090214PQ	090214PQ	
X	09/15/2014	20150003	82,097.22	RECEIVABLE-RC- 090814PQ	090814PQ	
Y	09/15/2014	20150004	1,954.05	RECEIVABLE-RC- 090814PQ	090814PQ	
Y	09/22/2014	20150007	7,500.00	RECEIVABLE-RC- 091914PQ	091914PQ	
X	09/22/2014	20150008	-0.88	LMS RECEIPT ADJUSTMENT	092214PQ	
Y	09/22/2014	20150010	60.00	RECEIVABLE-RC- 092214PQ	092214PQ	
Y	09/29/2014	20150011	2,810.33	RECEIVABLE-RC- 092614PQ	092614PQ	
Y	09/29/2014	20150012	470.00	RECEIVABLE-RC- 092914PQ	092914PQ	
N	10/03/2014	20150013	838.75	RECEIVABLE-RC- 100214PQ	100214PQ	
N	10/09/2014	20150014	56.10	RECEIVABLE-RC- 100814PQ	100814PQ	

TOTAL JOURNAL ENTRIES 103,885.68  
 TOTAL CLEARED JOURNAL ENTRIES 102,990.83  
 TOTAL UNCLEARED JOURNAL ENTRIES 894.85

SUNGARD PENTAMATION  
DATE: 10/10/2014  
TIME: 10:05:07

ESU COORDINATING COUNCIL  
CHECK REGISTER - DISBURSEMENT FUND

PAGE NUMBER: 1  
ACCTPA21

SELECTION CRITERIA: transact.yr='15' and transact.period='1'  
ACCOUNTING PERIOD: 2/15

FUND - 99 - DISBURSEMENT FUND

CASH ACCT	CHECK NO	ISSUE DT	VENDOR	NAME	ORG UNIT	-----DESCRIPTION-----	SALES TAX	AMOUNT
09000	EFT00004	09/03/14	1209	CINCINNATI INSURANCE	COM 0110100000	ESUCC INSURANCE	0.00	25.00
TOTAL CASH ACCOUNT							0.00	25.00
TOTAL FUND							0.00	25.00
TOTAL REPORT							0.00	25.00

SUNGARD PENTAMATION  
 DATE: 10/10/2014  
 TIME: 10:03:10

ESU COORDINATING COUNCIL  
 BUDGET CONTROL STATUS

PAGE NUMBER: 1  
 BUDSTAT1

SELECTION CRITERIA: ALL  
 ACCOUNTING PERIOD: 1/15

ACCOUNT	TITLE	BUDGET	PERIOD EXPENDITURES	ENCUMBRANCES OUTSTANDING	YEAR TO DATE ENC + EXP	AVAILABLE BALANCE	YTD/ BUD
ORG UNIT - 0110100000 - GENERAL ESUCC/ADM							
21000	SALARIES	.00	.00	.00	.00	.00	.00
21100	REGULAR SALARIES	115,291.00	.00	.00	.00	115,291.00	.00
21200	SUB OR TEMP	.00	.00	.00	.00	.00	.00
22000	EMPLOYEE BENEFITS	.00	.00	.00	.00	.00	.00
22100	SOCIAL SECURITY	8,370.00	.00	.00	.00	8,370.00	.00
22200	RETIREMENT	11,388.00	.00	.00	.00	11,388.00	.00
22300	HEALTH INSURANCE	.00	.00	.00	.00	.00	.00
22305	FLEX SPEND	.00	.00	.00	.00	.00	.00
22400	WORK COMP	692.00	.00	.00	.00	692.00	.00
22600	LIFE INSURANCE	.00	.00	.00	.00	.00	.00
22830	UNEMPLOYMENT INS	.00	.00	.00	.00	.00	.00
23000	PURCHASED SERVICES	.00	.00	.00	.00	.00	.00
23140	LOBBYIST FEES	200.00	.00	.00	.00	200.00	.00
23150	ACCOUNTING/AUDIT	12,040.00	.00	.00	.00	12,040.00	.00
23160	FISCAL MANAGEMENT FEE	3,600.00	.00	.00	.00	3,600.00	.00
23170	LEGAL SERVICES	16,340.00	.00	.00	.00	16,340.00	.00
23180	CONTRACTED SERVICES	3,000.00	.00	.00	.00	3,000.00	.00
23190	PROFESSIONAL DEVELOPMENT	2,000.00	.00	.00	.00	2,000.00	.00
23240	UTILITIES	.00	.00	.00	.00	.00	.00
23270	RENTAL/LEASES	5,405.00	.00	.00	.00	5,405.00	.00
23280	INSURANCE/BONDS	7,988.00	25.00	.00	25.00	7,963.00	.31
23500	ADVERTISING	2,500.00	.00	.00	.00	2,500.00	.00
23525	PRINTING	2,000.00	.00	.00	.00	2,000.00	.00
23810	POSTAGE	750.00	.00	.00	.00	750.00	.00
23820	PHONE	1,500.00	.00	.00	.00	1,500.00	.00
23830	COMPUTER/INTERNET SERVICE	.00	.00	.00	.00	.00	.00
24000	SUPPLIES/MATERIALS	.00	.00	.00	.00	.00	.00
24100	SUPPLIES	1,000.00	.00	.00	.00	1,000.00	.00
24400	PERIODICALS	.00	.00	.00	.00	.00	.00
24625	REPAIRS	.00	.00	.00	.00	.00	.00
24650	COMPUTER SOFTWARE/LICENSE	750.00	.00	.00	.00	750.00	.00
24675	LONG TERM PROJECTS	.00	.00	.00	.00	.00	.00
25000	CAPITAL OUTLAY	.00	.00	.00	.00	.00	.00
25300	FURNITURE AND EQUIPMENT	1,500.00	.00	.00	.00	1,500.00	.00
25600	COMPUTER HARDWARE	2,500.00	.00	.00	.00	2,500.00	.00
26000	OTHER EXPENSES	.00	.00	.00	.00	.00	.00
26300	DUES/FEES	15,050.00	.00	.00	.00	15,050.00	.00
26700	TRAVEL EXPENSES/MILEAGE	26,644.00	.00	.00	.00	26,644.00	.00
26800	CONFERENCE/CONVENTION/MTG	7,500.00	.00	.00	.00	7,500.00	.00
26850	PROGRAM PURCHASES	.00	.00	.00	.00	.00	.00
26900	CONTINGENCY	.00	.00	.00	.00	.00	.00
27000	TRANSFERS	27,220.00	.00	.00	.00	27,220.00	.00
TOTAL	GENERAL ESUCC/ADM	275,228.00	25.00	.00	25.00	275,203.00	.01
ORG UNIT - 0120100000 - GENERAL ADM GENERAL							
21100	REGULAR SALARIES	.00	.00	.00	.00	.00	.00

SUNGARD PENTAMATION  
 DATE: 10/10/2014  
 TIME: 10:03:10

ESU COORDINATING COUNCIL  
 BUDGET CONTROL STATUS

PAGE NUMBER: 2  
 BUDSTAT1

SELECTION CRITERIA: ALL  
 ACCOUNTING PERIOD: 1/15

ACCOUNT	TITLE	BUDGET	PERIOD EXPENDITURES	ENCUMBRANCES OUTSTANDING	YEAR TO DATE ENC + EXP	AVAILABLE BALANCE	YTD/BUD
22100	SOCIAL SECURITY	.00	.00	.00	.00	.00	.00
22200	RETIREMENT	.00	.00	.00	.00	.00	.00
22300	HEALTH INSURANCE	.00	.00	.00	.00	.00	.00
22305	FLEX SPEND	.00	.00	.00	.00	.00	.00
22400	WORK COMP	.00	.00	.00	.00	.00	.00
22600	LIFE INSURANCE	.00	.00	.00	.00	.00	.00
22830	UNEMPLOYMENT INS	.00	.00	.00	.00	.00	.00
23180	CONTRACTED SERVICES	.00	.00	.00	.00	.00	.00
23190	PROFESSIONAL DEVELOPMENT	.00	.00	.00	.00	.00	.00
23240	UTILITIES	.00	.00	.00	.00	.00	.00
23270	RENTAL/LEASES	.00	.00	.00	.00	.00	.00
23280	INSURANCE/BONDS	.00	.00	.00	.00	.00	.00
23500	ADVERTISING	.00	.00	.00	.00	.00	.00
23525	PRINTING	.00	.00	.00	.00	.00	.00
23810	POSTAGE	.00	.00	.00	.00	.00	.00
23820	PHONE	.00	.00	.00	.00	.00	.00
23830	COMPUTER/INTERNET SERVICE	.00	.00	.00	.00	.00	.00
24100	SUPPLIES	.00	.00	.00	.00	.00	.00
24400	PERIODICALS	.00	.00	.00	.00	.00	.00
24625	REPAIRS	.00	.00	.00	.00	.00	.00
24650	COMPUTER SOFTWARE/LICENSE	.00	.00	.00	.00	.00	.00
24675	LONG TERM PROJECTS	.00	.00	.00	.00	.00	.00
25300	FURNITURE AND EQUIPMENT	.00	.00	.00	.00	.00	.00
25600	COMPUTER HARDWARE	.00	.00	.00	.00	.00	.00
26300	DUES/FEES	.00	.00	.00	.00	.00	.00
26700	TRAVEL EXPENSES/MILEAGE	.00	.00	.00	.00	.00	.00
26800	CONFERENCE/CONVENTION/MTG	.00	.00	.00	.00	.00	.00
26900	CONTINGENCY	.00	.00	.00	.00	.00	.00
TOTAL	GENERAL ADM GENERAL	.00	.00	.00	.00	.00	.00

ORG UNIT - 0130300000 - COOP COOP GENERAL

21100	REGULAR SALARIES	231,627.00	.00	.00	.00	231,627.00	.00
21200	SUB OR TEMP	.00	.00	.00	.00	.00	.00
22100	SOCIAL SECURITY	15,709.00	.00	.00	.00	15,709.00	.00
22200	RETIREMENT	22,880.00	.00	.00	.00	22,880.00	.00
22300	HEALTH INSURANCE	.00	.00	.00	.00	.00	.00
22305	FLEX SPEND	.00	.00	.00	.00	.00	.00
22400	WORK COMP	1,390.00	.00	.00	.00	1,390.00	.00
22600	LIFE INSURANCE	.00	.00	.00	.00	.00	.00
22830	UNEMPLOYMENT INS	.00	.00	.00	.00	.00	.00
23150	ACCOUNTING/AUDIT	12,040.00	.00	.00	.00	12,040.00	.00
23160	FISCAL MANAGEMENT FEE	2,500.00	.00	.00	.00	2,500.00	.00
23170	LEGAL SERVICES	16,340.00	.00	.00	.00	16,340.00	.00
23180	CONTRACTED SERVICES	3,115.00	.00	.00	.00	3,115.00	.00
23190	PROFESSIONAL DEVELOPMENT	.00	.00	.00	.00	.00	.00
23240	UTILITIES	5,100.00	.00	.00	.00	5,100.00	.00
23270	RENTAL/LEASES	11,397.00	.00	.00	.00	11,397.00	.00
23280	INSURANCE/BONDS	5,800.00	.00	.00	.00	5,800.00	.00
23500	ADVERTISING	3,000.00	.00	.00	.00	3,000.00	.00
23525	PRINTING	800.00	.00	.00	.00	800.00	.00

SUNGARD PENTAMATION  
 DATE: 10/10/2014  
 TIME: 10:03:10

ESU COORDINATING COUNCIL  
 BUDGET CONTROL STATUS

PAGE NUMBER: 3  
 BUDSTAT1

SELECTION CRITERIA: ALL  
 ACCOUNTING PERIOD: 1/15

ACCOUNT	TITLE	BUDGET	PERIOD EXPENDITURES	ENCUMBRANCES OUTSTANDING	YEAR TO DATE ENC + EXP	AVAILABLE BALANCE	YTD/ BUD
23810	POSTAGE	7,000.00	.00	.00	.00	7,000.00	.00
23820	PHONE	800.00	.00	.00	.00	800.00	.00
23830	COMPUTER/INTERNET SERVICE	6,878.00	.00	.00	.00	6,878.00	.00
24100	SUPPLIES	3,000.00	.00	.00	.00	3,000.00	.00
24400	PERIODICALS	.00	.00	.00	.00	.00	.00
24625	REPAIRS	.00	.00	.00	.00	.00	.00
24650	COMPUTER SOFTWARE/LICENSE	230,500.00	.00	.00	.00	230,500.00	.00
24675	LONG TERM PROJECTS	.00	.00	.00	.00	.00	.00
25300	FURNITURE AND EQUIPMENT	.00	.00	.00	.00	.00	.00
25600	COMPUTER HARDWARE	.00	.00	.00	.00	.00	.00
26300	DUES/FEES	3,000.00	.00	.00	.00	3,000.00	.00
26600	REPAYMENT MEMBER EQUITY	.00	.00	.00	.00	.00	.00
26700	TRAVEL EXPENSES/MILEAGE	15,000.00	.00	.00	.00	15,000.00	.00
26800	CONFERENCE/CONVENTION/MTG	5,000.00	.00	.00	.00	5,000.00	.00
26850	PROGRAM PURCHASES	1,700,000.00	.00	25,332.45	25,332.45	1,674,667.55	1.49
26900	CONTINGENCY	.00	.00	.00	.00	.00	.00
TOTAL	COOP COOP GENERAL	2,302,876.00	.00	25,332.45	25,332.45	2,277,543.55	1.10

ORG UNIT - 0140400000 - SRS SRS GENERAL

21100	REGULAR SALARIES	265,335.00	.00	.00	.00	265,335.00	.00
21200	SUB OR TEMP	.00	.00	.00	.00	.00	.00
22100	SOCIAL SECURITY	18,190.00	.00	.00	.00	18,190.00	.00
22200	RETIREMENT	26,209.00	.00	.00	.00	26,209.00	.00
22300	HEALTH INSURANCE	.00	.00	.00	.00	.00	.00
22305	FLEX SPEND	.00	.00	.00	.00	.00	.00
22400	WORK COMP	1,592.00	.00	.00	.00	1,592.00	.00
22600	LIFE INSURANCE	.00	.00	.00	.00	.00	.00
22830	UNEMPLOYMENT INS	.00	.00	.00	.00	.00	.00
23150	ACCOUNTING/AUDIT	1,680.00	.00	.00	.00	1,680.00	.00
23170	LEGAL SERVICES	2,280.00	.00	.00	.00	2,280.00	.00
23180	CONTRACTED SERVICES	86,979.00	.00	.00	.00	86,979.00	.00
23190	PROFESSIONAL DEVELOPMENT	.00	.00	.00	.00	.00	.00
23240	UTILITIES	.00	.00	.00	.00	.00	.00
23270	RENTAL/LEASES	6,842.00	.00	.00	.00	6,842.00	.00
23280	INSURANCE/BONDS	.00	.00	.00	.00	.00	.00
23500	ADVERTISING	.00	.00	.00	.00	.00	.00
23525	PRINTING	100.00	.00	.00	.00	100.00	.00
23810	POSTAGE	50.00	.00	.00	.00	50.00	.00
23820	PHONE	3,709.00	.00	.00	.00	3,709.00	.00
23830	COMPUTER/INTERNET SERVICE	3,998.00	.00	.00	.00	3,998.00	.00
24100	SUPPLIES	500.00	.00	.00	.00	500.00	.00
24400	PERIODICALS	.00	.00	.00	.00	.00	.00
24625	REPAIRS	.00	.00	.00	.00	.00	.00
24650	COMPUTER SOFTWARE/LICENSE	3,900.00	.00	.00	.00	3,900.00	.00
24675	LONG TERM PROJECTS	.00	.00	.00	.00	.00	.00
25300	FURNITURE AND EQUIPMENT	.00	.00	.00	.00	.00	.00
25600	COMPUTER HARDWARE	.00	.00	.00	.00	.00	.00
26300	DUES/FEES	.00	.00	.00	.00	.00	.00
26700	TRAVEL EXPENSES/MILEAGE	10,340.00	.00	.00	.00	10,340.00	.00
26800	CONFERENCE/CONVENTION/MTG	3,030.00	.00	.00	.00	3,030.00	.00

SUNGARD PENTAMATION  
 DATE: 10/10/2014  
 TIME: 10:03:10

ESU COORDINATING COUNCIL  
 BUDGET CONTROL STATUS

PAGE NUMBER: 4  
 BUDSTAT1

SELECTION CRITERIA: ALL  
 ACCOUNTING PERIOD: 1/15

ACCOUNT	TITLE	BUDGET	PERIOD EXPENDITURES	ENCUMBRANCES OUTSTANDING	YEAR TO DATE ENC + EXP	AVAILABLE BALANCE	YTD/ BUD
26850	PROGRAM PURCHASES	.00	.00	.00	.00	.00	.00
26900	CONTINGENCY	.00	.00	.00	.00	.00	.00
TOTAL	SRS SRS GENERAL	434,734.00	.00	.00	.00	434,734.00	.00
ORG UNIT - 0150500000 - PROF DEV PD GENERAL							
21100	REGULAR SALARIES	23,133.00	.00	.00	.00	23,133.00	.00
22100	SOCIAL SECURITY	1,663.00	.00	.00	.00	1,663.00	.00
22200	RETIREMENT	2,285.00	.00	.00	.00	2,285.00	.00
22300	HEALTH INSURANCE	.00	.00	.00	.00	.00	.00
22400	WORK COMP	139.00	.00	.00	.00	139.00	.00
23525	PRINTING	.00	.00	.00	.00	.00	.00
23810	POSTAGE	.00	.00	.00	.00	.00	.00
24100	SUPPLIES	.00	.00	.00	.00	.00	.00
26700	TRAVEL EXPENSES/MILEAGE	.00	.00	.00	.00	.00	.00
TOTAL	PROF DEV PD GENERAL	27,220.00	.00	.00	.00	27,220.00	.00
ORG UNIT - 0150500200 - PROF DEV PD ESU							
23170	LEGAL SERVICES	1,000.00	.00	.00	.00	1,000.00	.00
23180	CONTRACTED SERVICES	4,000.00	.00	.00	.00	4,000.00	.00
23190	PROFESSIONAL DEVELOPMENT	.00	.00	.00	.00	.00	.00
23810	POSTAGE	250.00	.00	.00	.00	250.00	.00
24100	SUPPLIES	500.00	.00	.00	.00	500.00	.00
26700	TRAVEL EXPENSES/MILEAGE	1,000.00	.00	.00	.00	1,000.00	.00
26800	CONFERENCE/CONVENTION/MTG	12,699.00	.00	.00	.00	12,699.00	.00
TOTAL	PROF DEV PD ESU	19,449.00	.00	.00	.00	19,449.00	.00
ORG UNIT - 0150500400 - PROF DEV PD FEDERAL							
23180	CONTRACTED SERVICES	200,000.00	.00	.00	.00	200,000.00	.00
TOTAL	PROF DEV PD FEDERAL	200,000.00	.00	.00	.00	200,000.00	.00
ORG UNIT - 0150510200 - PROF DEV NOC ESU							
23190	PROFESSIONAL DEVELOPMENT	21,000.00	.00	.00	.00	21,000.00	.00
24400	PERIODICALS	5,100.00	.00	5,640.00	5,640.00	-540.00	110.59
26800	CONFERENCE/CONVENTION/MTG	1,500.00	.00	.00	.00	1,500.00	.00
TOTAL	PROF DEV NOC ESU	27,600.00	.00	5,640.00	5,640.00	21,960.00	20.43
ORG UNIT - 0150520200 - PROF DEV SDA ESU							
23190	PROFESSIONAL DEVELOPMENT	17,500.00	.00	.00	.00	17,500.00	.00

SUNGARD PENTAMATION  
 DATE: 10/10/2014  
 TIME: 10:03:10

ESU COORDINATING COUNCIL  
 BUDGET CONTROL STATUS

PAGE NUMBER: 5  
 BUDSTAT1

SELECTION CRITERIA: ALL  
 ACCOUNTING PERIOD: 1/15

ACCOUNT	TITLE	BUDGET	PERIOD EXPENDITURES	ENCUMBRANCES OUTSTANDING	YEAR TO DATE ENC + EXP	AVAILABLE BALANCE	YTD/ BUD
26800	CONFERENCE/CONVENTION/MTG	9,838.00	.00	.00	.00	9,838.00	.00
TOTAL	PROF DEV SDA ESU	27,338.00	.00	.00	.00	27,338.00	.00
ORG UNIT - 0150530200 - PROF DEV ESPD ESU							
23190	PROFESSIONAL DEVELOPMENT	12,500.00	.00	.00	.00	12,500.00	.00
24100	SUPPLIES	.00	.00	.00	.00	.00	.00
26800	CONFERENCE/CONVENTION/MTG	1,000.00	.00	.00	.00	1,000.00	.00
TOTAL	PROF DEV ESPD ESU	13,500.00	.00	.00	.00	13,500.00	.00
ORG UNIT - 0150540200 - PROF DEV TAG ESU							
23190	PROFESSIONAL DEVELOPMENT	3,500.00	.00	.00	.00	3,500.00	.00
26700	TRAVEL EXPENSES/MILEAGE	2,000.00	.00	.00	.00	2,000.00	.00
26800	CONFERENCE/CONVENTION/MTG	4,400.00	.00	.00	.00	4,400.00	.00
TOTAL	PROF DEV TAG ESU	9,900.00	.00	.00	.00	9,900.00	.00
ORG UNIT - 0150550200 - PROF DEV NWEA ESU							
23180	CONTRACTED SERVICES	35,000.00	.00	.00	.00	35,000.00	.00
23190	PROFESSIONAL DEVELOPMENT	22,650.00	.00	.00	.00	22,650.00	.00
TOTAL	PROF DEV NWEA ESU	57,650.00	.00	.00	.00	57,650.00	.00
ORG UNIT - 0150555300 - INTEL GRANT							
21100	REGULAR SALARIES	7,263.00	.00	.00	.00	7,263.00	.00
23180	CONTRACTED SERVICES	.00	.00	.00	.00	.00	.00
23500	ADVERTISING	1,500.00	.00	.00	.00	1,500.00	.00
24100	SUPPLIES	1,000.00	.00	.00	.00	1,000.00	.00
26700	TRAVEL EXPENSES/MILEAGE	8,000.00	.00	.00	.00	8,000.00	.00
TOTAL	INTEL GRANT	17,763.00	.00	.00	.00	17,763.00	.00
ORG UNIT - 0150560000 - PROF DEV CRISIS GENERAL							
23180	CONTRACTED SERVICES	30,600.00	.00	.00	.00	30,600.00	.00
23190	PROFESSIONAL DEVELOPMENT	9,400.00	.00	.00	.00	9,400.00	.00
TOTAL	PROF DEV CRISIS GENERAL	40,000.00	.00	.00	.00	40,000.00	.00
ORG UNIT - 0150570400 - PROF DEV NMPDS GR FEDERAL							
21100	REGULAR SALARIES	15,350.00	.00	.00	.00	15,350.00	.00

SUNGARD PENTAMATION  
 DATE: 10/10/2014  
 TIME: 10:03:10

ESU COORDINATING COUNCIL  
 BUDGET CONTROL STATUS

PAGE NUMBER: 6  
 BUDSTAT1

SELECTION CRITERIA: ALL  
 ACCOUNTING PERIOD: 1/15

ACCOUNT	TITLE	BUDGET	PERIOD EXPENDITURES	ENCUMBRANCES OUTSTANDING	YEAR TO DATE ENC + EXP	AVAILABLE BALANCE	YTD/ BUD
22000	EMPLOYEE BENEFITS	.00	.00	.00	.00	.00	.00
22100	SOCIAL SECURITY	1,041.00	.00	.00	.00	1,041.00	.00
22200	RETIREMENT	1,516.00	.00	.00	.00	1,516.00	.00
22400	WORK COMP	92.00	.00	.00	.00	92.00	.00
23180	CONTRACTED SERVICES	252,601.00	.00	.00	.00	252,601.00	.00
24100	SUPPLIES	11,000.00	.00	.00	.00	11,000.00	.00
24650	COMPUTER SOFTWARE/LICENSE	.00	.00	.00	.00	.00	.00
26700	TRAVEL EXPENSES/MILEAGE	18,560.00	.00	.00	.00	18,560.00	.00
26800	CONFERENCE/CONVENTION/MTG	99,840.00	.00	.00	.00	99,840.00	.00
26900	CONTINGENCY	100,000.00	.00	.00	.00	100,000.00	.00
TOTAL	PROF DEV NMPDS GR FEDERAL	500,000.00	.00	.00	.00	500,000.00	.00
ORG UNIT - 0150575400 - SLDS GRANT							
23180	CONTRACTED SERVICES	200,000.00	.00	.00	.00	200,000.00	.00
TOTAL	SLDS GRANT	200,000.00	.00	.00	.00	200,000.00	.00
ORG UNIT - 0150600200 - PROF DEV IMAT ESU							
23190	PROFESSIONAL DEVELOPMENT	1,250.00	.00	.00	.00	1,250.00	.00
24650	COMPUTER SOFTWARE/LICENSE	3,500.00	.00	.00	.00	3,500.00	.00
26800	CONFERENCE/CONVENTION/MTG	1,000.00	.00	.00	.00	1,000.00	.00
TOTAL	PROF DEV IMAT ESU	5,750.00	.00	.00	.00	5,750.00	.00
ORG UNIT - 0150620000 - PD BLENDED ESU							
24100	SUPPLIES	300.00	.00	.00	.00	300.00	.00
24650	COMPUTER SOFTWARE/LICENSE	750.00	.00	.00	.00	750.00	.00
26800	CONFERENCE/CONVENTION/MTG	6,000.00	.00	.00	.00	6,000.00	.00
TOTAL	PD BLENDED ESU	7,050.00	.00	.00	.00	7,050.00	.00
ORG UNIT - 0160100000 - BLENDED ADM GENERAL							
21100	REGULAR SALARIES	.00	.00	.00	.00	.00	.00
21200	SUB OR TEMP	.00	.00	.00	.00	.00	.00
22100	SOCIAL SECURITY	.00	.00	.00	.00	.00	.00
22200	RETIREMENT	.00	.00	.00	.00	.00	.00
22300	HEALTH INSURANCE	.00	.00	.00	.00	.00	.00
22305	FLEX SPEND	.00	.00	.00	.00	.00	.00
22400	WORK COMP	.00	.00	.00	.00	.00	.00
22600	LIFE INSURANCE	.00	.00	.00	.00	.00	.00
22830	UNEMPLOYMENT INS	.00	.00	.00	.00	.00	.00
23180	CONTRACTED SERVICES	.00	.00	.00	.00	.00	.00
23190	PROFESSIONAL DEVELOPMENT	.00	.00	.00	.00	.00	.00
23500	ADVERTISING	.00	.00	.00	.00	.00	.00

SUNGARD PENTAMATION  
 DATE: 10/10/2014  
 TIME: 10:03:10

ESU COORDINATING COUNCIL  
 BUDGET CONTROL STATUS

PAGE NUMBER: 7  
 BUDSTAT1

SELECTION CRITERIA: ALL  
 ACCOUNTING PERIOD: 1/15

ACCOUNT	TITLE	BUDGET	PERIOD EXPENDITURES	ENCUMBRANCES OUTSTANDING	YEAR TO DATE ENC + EXP	AVAILABLE BALANCE	YTD/ BUD
23525	PRINTING	.00	.00	.00	.00	.00	.00
23810	POSTAGE	.00	.00	.00	.00	.00	.00
23820	PHONE	.00	.00	.00	.00	.00	.00
23830	COMPUTER/INTERNET SERVICE	.00	.00	.00	.00	.00	.00
24100	SUPPLIES	.00	.00	.00	.00	.00	.00
24625	REPAIRS	.00	.00	.00	.00	.00	.00
24650	COMPUTER SOFTWARE/LICENSE	.00	.00	.00	.00	.00	.00
24675	LONG TERM PROJECTS	.00	.00	.00	.00	.00	.00
25600	COMPUTER HARDWARE	.00	.00	.00	.00	.00	.00
26700	TRAVEL EXPENSES/MILEAGE	.00	.00	.00	.00	.00	.00
26800	CONFERENCE/CONVENTION/MTG	.00	.00	.00	.00	.00	.00
TOTAL	BLENDED ADM GENERAL	.00	.00	.00	.00	.00	.00

ORG UNIT - 0160600000 - BLENDED IMAT GENERAL

21100	REGULAR SALARIES	42,678.00	.00	.00	.00	42,678.00	.00
21200	SUB OR TEMP	.00	.00	.00	.00	.00	.00
22100	SOCIAL SECURITY	3,055.00	.00	.00	.00	3,055.00	.00
22200	RETIREMENT	4,216.00	.00	.00	.00	4,216.00	.00
22300	HEALTH INSURANCE	.00	.00	.00	.00	.00	.00
22305	FLEX SPEND	.00	.00	.00	.00	.00	.00
22400	WORK COMP	256.00	.00	.00	.00	256.00	.00
22600	LIFE INSURANCE	.00	.00	.00	.00	.00	.00
22830	UNEMPLOYMENT INS	.00	.00	.00	.00	.00	.00
23150	ACCOUNTING/AUDIT	747.00	.00	.00	.00	747.00	.00
23170	LEGAL SERVICES	1,014.00	.00	.00	.00	1,014.00	.00
23180	CONTRACTED SERVICES	29,429.00	.00	.00	.00	29,429.00	.00
23190	PROFESSIONAL DEVELOPMENT	.00	.00	.00	.00	.00	.00
23240	UTILITIES	.00	.00	.00	.00	.00	.00
23270	RENTAL/LEASES	3,983.00	.00	.00	.00	3,983.00	.00
23500	ADVERTISING	.00	.00	.00	.00	.00	.00
23525	PRINTING	.00	.00	.00	.00	.00	.00
23810	POSTAGE	100.00	.00	.00	.00	100.00	.00
23820	PHONE	200.00	.00	.00	.00	200.00	.00
23830	COMPUTER/INTERNET SERVICE	1,134.00	.00	.00	.00	1,134.00	.00
24100	SUPPLIES	150.00	.00	.00	.00	150.00	.00
24400	PERIODICALS	.00	.00	.00	.00	.00	.00
24625	REPAIRS	.00	.00	.00	.00	.00	.00
24650	COMPUTER SOFTWARE/LICENSE	500.00	.00	.00	.00	500.00	.00
24675	LONG TERM PROJECTS	.00	.00	.00	.00	.00	.00
25300	FURNITURE AND EQUIPMENT	.00	.00	.00	.00	.00	.00
25600	COMPUTER HARDWARE	.00	.00	.00	.00	.00	.00
26300	DUES/FEES	.00	.00	.00	.00	.00	.00
26700	TRAVEL EXPENSES/MILEAGE	2,500.00	.00	.00	.00	2,500.00	.00
26800	CONFERENCE/CONVENTION/MTG	150.00	.00	.00	.00	150.00	.00
26850	PROGRAM PURCHASES	345,750.00	.00	.00	.00	345,750.00	.00
26900	CONTINGENCY	.00	.00	.00	.00	.00	.00
TOTAL	BLENDED IMAT GENERAL	435,862.00	.00	.00	.00	435,862.00	.00

SUNGARD PENTAMATION  
 DATE: 10/10/2014  
 TIME: 10:03:10

ESU COORDINATING COUNCIL  
 BUDGET CONTROL STATUS

PAGE NUMBER: 8  
 BUDSTAT1

SELECTION CRITERIA: ALL  
 ACCOUNTING PERIOD: 1/15

ACCOUNT	TITLE	BUDGET	PERIOD EXPENDITURES	ENCUMBRANCES OUTSTANDING	YEAR TO DATE ENC + EXP	AVAILABLE BALANCE	YTD/ BUD
ORG UNIT - 0160620000 - BLENDED DEC GENERAL							
21100	REGULAR SALARIES	158,502.00	.00	.00	.00	158,502.00	.00
21200	SUB OR TEMP	.00	.00	.00	.00	.00	.00
22100	SOCIAL SECURITY	11,078.00	.00	.00	.00	11,078.00	.00
22200	RETIREMENT	15,657.00	.00	.00	.00	15,657.00	.00
22300	HEALTH INSURANCE	.00	.00	.00	.00	.00	.00
22305	FLEX SPEND	.00	.00	.00	.00	.00	.00
22400	WORK COMP	951.00	.00	.00	.00	951.00	.00
22600	LIFE INSURANCE	.00	.00	.00	.00	.00	.00
22830	UNEMPLOYMENT INS	.00	.00	.00	.00	.00	.00
23150	ACCOUNTING/AUDIT	747.00	.00	.00	.00	747.00	.00
23170	LEGAL SERVICES	1,014.00	.00	.00	.00	1,014.00	.00
23180	CONTRACTED SERVICES	75,723.00	2,150.00	.00	2,150.00	73,573.00	2.84
23190	PROFESSIONAL DEVELOPMENT	.00	.00	.00	.00	.00	.00
23240	UTILITIES	.00	.00	.00	.00	.00	.00
23270	RENTAL/LEASES	2,344.00	.00	.00	.00	2,344.00	.00
23500	ADVERTISING	.00	.00	.00	.00	.00	.00
23525	PRINTING	895.00	.00	.00	.00	895.00	.00
23810	POSTAGE	200.00	.00	.00	.00	200.00	.00
23820	PHONE	200.00	.00	.00	.00	200.00	.00
23830	COMPUTER/INTERNET SERVICE	1,134.00	.00	.00	.00	1,134.00	.00
24100	SUPPLIES	150.00	.00	.00	.00	150.00	.00
24400	PERIODICALS	250.00	.00	.00	.00	250.00	.00
24625	REPAIRS	.00	.00	.00	.00	.00	.00
24650	COMPUTER SOFTWARE/LICENSE	6,400.00	.00	5,964.00	5,964.00	436.00	93.19
24675	LONG TERM PROJECTS	.00	.00	.00	.00	.00	.00
25300	FURNITURE AND EQUIPMENT	.00	.00	.00	.00	.00	.00
25600	COMPUTER HARDWARE	1,221.00	.00	.00	.00	1,221.00	.00
26300	DUES/FEES	.00	.00	.00	.00	.00	.00
26700	TRAVEL EXPENSES/MILEAGE	8,500.00	.00	.00	.00	8,500.00	.00
26800	CONFERENCE/CONVENTION/MTG	11,400.00	.00	.00	.00	11,400.00	.00
26850	PROGRAM PURCHASES	.00	.00	.00	.00	.00	.00
26900	CONTINGENCY	.00	.00	.00	.00	.00	.00
TOTAL	BLENDED DEC GENERAL	296,366.00	2,150.00	5,964.00	8,114.00	288,252.00	2.74
ORG UNIT - 0160641000 - BLENDED LMS GENERAL							
21100	REGULAR SALARIES	96,692.00	.00	.00	.00	96,692.00	.00
21200	SUB OR TEMP	.00	.00	.00	.00	.00	.00
22100	SOCIAL SECURITY	6,118.00	.00	.00	.00	6,118.00	.00
22200	RETIREMENT	8,563.00	.00	.00	.00	8,563.00	.00
22300	HEALTH INSURANCE	.00	.00	.00	.00	.00	.00
22305	FLEX SPEND	.00	.00	.00	.00	.00	.00
22400	WORK COMP	520.00	.00	.00	.00	520.00	.00
22600	LIFE INSURANCE	.00	.00	.00	.00	.00	.00
22830	UNEMPLOYMENT INS	.00	.00	.00	.00	.00	.00
23150	ACCOUNTING/AUDIT	747.00	.00	.00	.00	747.00	.00
23170	LEGAL SERVICES	1,014.00	.00	.00	.00	1,014.00	.00
23180	CONTRACTED SERVICES	15,573.00	.00	.00	.00	15,573.00	.00
23190	PROFESSIONAL DEVELOPMENT	.00	.00	.00	.00	.00	.00

SUNGARD PENTAMATION  
 DATE: 10/10/2014  
 TIME: 10:03:10

ESU COORDINATING COUNCIL  
 BUDGET CONTROL STATUS

PAGE NUMBER: 9  
 BUDSTAT1

SELECTION CRITERIA: ALL  
 ACCOUNTING PERIOD: 1/15

ACCOUNT	TITLE	BUDGET	PERIOD EXPENDITURES	ENCUMBRANCES OUTSTANDING	YEAR TO DATE ENC + EXP	AVAILABLE BALANCE	YTD/ BUD
23240	UTILITIES	.00	.00	.00	.00	.00	.00
23270	RENTAL/LEASES	1,820.00	.00	.00	.00	1,820.00	.00
23500	ADVERTISING	.00	.00	.00	.00	.00	.00
23525	PRINTING	250.00	.00	.00	.00	250.00	.00
23810	POSTAGE	50.00	.00	.00	.00	50.00	.00
23820	PHONE	525.00	.00	.00	.00	525.00	.00
23830	COMPUTER/INTERNET SERVICE	5,046.00	.00	.00	.00	5,046.00	.00
24100	SUPPLIES	250.00	.00	.00	.00	250.00	.00
24400	PERIODICALS	.00	.00	.00	.00	.00	.00
24625	REPAIRS	.00	.00	.00	.00	.00	.00
24650	COMPUTER SOFTWARE/LICENSE	101,460.00	.00	.00	.00	101,460.00	.00
24675	LONG TERM PROJECTS	.00	.00	.00	.00	.00	.00
25300	FURNITURE AND EQUIPMENT	.00	.00	.00	.00	.00	.00
25600	COMPUTER HARDWARE	20,000.00	.00	.00	.00	20,000.00	.00
26300	DUES/FEES	.00	.00	.00	.00	.00	.00
26700	TRAVEL EXPENSES/MILEAGE	7,500.00	.00	.00	.00	7,500.00	.00
26800	CONFERENCE/CONVENTION/MTG	4,000.00	.00	.00	.00	4,000.00	.00
26850	PROGRAM PURCHASES	.00	.00	.00	.00	.00	.00
26900	CONTINGENCY	.00	.00	.00	.00	.00	.00
TOTAL	BLENDED LMS GENERAL	270,128.00	.00	.00	.00	270,128.00	.00
ORG UNIT - 0170100000 - ADMIN FLOW THROUGH							
26950	FLOW THROUGH - EXPENSES	10,000.00	.00	.00	.00	10,000.00	.00
TOTAL	ADMIN FLOW THROUGH	10,000.00	.00	.00	.00	10,000.00	.00
ORG UNIT - 0170300000 - COOP FLOW THROUGH							
26950	FLOW THROUGH - EXPENSES	10,000.00	.00	.00	.00	10,000.00	.00
TOTAL	COOP FLOW THROUGH	10,000.00	.00	.00	.00	10,000.00	.00
ORG UNIT - 0170400000 - SRS FLOW THROUGH							
26950	FLOW THROUGH - EXPENSES	10,000.00	.00	.00	.00	10,000.00	.00
TOTAL	SRS FLOW THROUGH	10,000.00	.00	.00	.00	10,000.00	.00
ORG UNIT - 0170500000 - PD FLOW THROUGH							
26950	FLOW THROUGH - EXPENSES	235,000.00	.00	.00	.00	235,000.00	.00
TOTAL	PD FLOW THROUGH	235,000.00	.00	.00	.00	235,000.00	.00
ORG UNIT - 0170550000 - NWEA FLOW THROUGH							

SUNGARD PENTAMATION  
 DATE: 10/10/2014  
 TIME: 10:03:10

ESU COORDINATING COUNCIL  
 BUDGET CONTROL STATUS

PAGE NUMBER: 10  
 BUDSTAT1

SELECTION CRITERIA: ALL  
 ACCOUNTING PERIOD: 1/15

ACCOUNT	TITLE	BUDGET	PERIOD EXPENDITURES	ENCUMBRANCES OUTSTANDING	YEAR TO DATE ENC + EXP	AVAILABLE BALANCE	YTD/ BUD
26950	FLOW THROUGH - EXPENSES	10,000.00	.00	.00	.00	10,000.00	.00
TOTAL	NWEA FLOW THROUGH	10,000.00	.00	.00	.00	10,000.00	.00
ORG UNIT - 0170560000 - CRISIS FLOW THROUGH							
26950	FLOW THROUGH - EXPENSES	15,000.00	.00	.00	.00	15,000.00	.00
TOTAL	CRISIS FLOW THROUGH	15,000.00	.00	.00	.00	15,000.00	.00
ORG UNIT - 0170600000 - IMAT FLOW THROUGH							
26950	FLOW THROUGH - EXPENSES	20,000.00	.00	.00	.00	20,000.00	.00
TOTAL	IMAT FLOW THROUGH	20,000.00	.00	.00	.00	20,000.00	.00
ORG UNIT - 0170602000 - IMAT SP PROJ FLOW THROUGH							
26950	FLOW THROUGH - EXPENSES	10,000.00	.00	.00	.00	10,000.00	.00
TOTAL	IMAT SP PROJ FLOW THROUGH	10,000.00	.00	.00	.00	10,000.00	.00
ORG UNIT - 0170603000 - IMAT MED ACQ FLOW THROUGH							
26950	FLOW THROUGH - EXPENSES	10,000.00	.00	.00	.00	10,000.00	.00
TOTAL	IMAT MED ACQ FLOW THROUGH	10,000.00	.00	.00	.00	10,000.00	.00
ORG UNIT - 0170620000 - DEC FLOW THROUGH							
26950	FLOW THROUGH - EXPENSES	15,000.00	.00	.00	.00	15,000.00	.00
TOTAL	DEC FLOW THROUGH	15,000.00	.00	.00	.00	15,000.00	.00
ORG UNIT - 0170641000 - LMS FLOW THROUGH							
26950	FLOW THROUGH - EXPENSES	15,000.00	.00	.00	.00	15,000.00	.00
TOTAL	LMS FLOW THROUGH	15,000.00	.00	.00	.00	15,000.00	.00
TOTAL REPORT		5,528,414.00	2,175.00	36,936.45	39,111.45	5,489,302.55	.71

SUNGARD PENTAMATION  
 DATE: 11/12/2014  
 TIME: 09:41:51

ESU COORDINATING COUNCIL  
 BUDGETS EXCEEDED

PAGE NUMBER: 1  
 BUDSTA21

SELECTION CRITERIA: ALL  
 ACCOUNTING PERIOD: 3/15

ORG UNIT	ACCOUNT	BUDGET	PERIOD EXPENDITURES	ENCUMBRANCES OUTSTANDING	YEAR TO DATE ENC + EXP	BUDGET BALANCE
0110100000	22305	.00	4.20	.00	4.20	-4.20
0110100000	22830	.00	186.00	.00	186.00	-186.00
0110100000	23140	200.00	200.00	.00	400.00	-200.00
0130300000	22300	.00	1,636.22	.00	1,636.22	-1,636.22
0130300000	22305	.00	15.75	.00	15.75	-15.75
0130300000	22830	.00	139.50	.00	139.50	-139.50
0130300000	23180	3,115.00	5,647.13	.00	5,687.13	-2,572.13
0140400000	22305	.00	1.75	.00	1.75	-1.75
0140400000	22830	.00	139.50	.00	139.50	-139.50
0150500000	22305	.00	2.80	.00	2.80	-2.80
0150500000	23810	.00	.00	.00	16.80	-16.80
0150510200	24400	5,100.00	5,640.00	.00	5,640.00	-540.00
0150550200	23180	35,000.00	.00	.00	48,000.00	-13,000.00
0150555300	26800	.00	1,732.00	.00	1,732.00	-1,732.00
0150570400	22305	.00	3.50	.00	3.50	-3.50
0150570400	24650	.00	.00	.00	1,598.00	-1,598.00
0160600000	22305	.00	3.22	.00	3.22	-3.22
0160600000	22830	.00	153.45	.00	153.45	-153.45
0160620000	22305	.00	16.24	.00	16.24	-16.24
0160620000	22830	.00	711.45	.00	711.45	-711.45
0160620000	24100	150.00	120.70	.00	238.88	-88.88
0160641000	22305	.00	8.54	.00	8.54	-8.54
0160641000	22830	.00	530.10	.00	530.10	-530.10

SUNGARD PENTAMATION  
 DATE: 11/11/2014  
 TIME: 11:41:37

ESU COORDINATING COUNCIL  
 BUDGET CONTROL STATUS

PAGE NUMBER: 1  
 BUDSTAT1

SELECTION CRITERIA: ALL  
 ACCOUNTING PERIOD: 3/15

ACCOUNT	TITLE	BUDGET	PERIOD EXPENDITURES	ENCUMBRANCES OUTSTANDING	YEAR TO DATE ENC + EXP	AVAILABLE BALANCE	YTD/ BUD
ORG UNIT - 0110100000 - GENERAL ESUCC/ADM							
21000	SALARIES	.00	.00	.00	.00	.00	.00
21100	REGULAR SALARIES	115,291.00	9,607.58	.00	19,215.15	96,075.85	16.67
21200	SUB OR TEMP	.00	.00	.00	.00	.00	.00
22000	EMPLOYEE BENEFITS	.00	.00	.00	.00	.00	.00
22100	SOCIAL SECURITY	8,370.00	695.58	.00	1,391.16	6,978.84	16.62
22200	RETIREMENT	11,388.00	949.02	.00	1,898.04	9,489.96	16.67
22300	HEALTH INSURANCE	.00	.00	.00	.00	.00	.00
22305	FLEX SPEND	.00	4.20	.00	4.20	-4.20	.00
22400	WORK COMP	692.00	57.63	.00	115.26	576.74	16.66
22600	LIFE INSURANCE	.00	.00	.00	.00	.00	.00
22830	UNEMPLOYMENT INS	.00	186.00	.00	186.00	-186.00	.00
23000	PURCHASED SERVICES	.00	.00	.00	.00	.00	.00
23140	LOBBYIST FEES	200.00	200.00	.00	400.00	-200.00	200.00
23150	ACCOUNTING/AUDIT	12,040.00	.00	.00	.00	12,040.00	.00
23160	FISCAL MANAGEMENT FEE	3,600.00	206.00	.00	412.00	3,188.00	11.44
23170	LEGAL SERVICES	16,340.00	6,581.14	.00	8,215.89	8,124.11	50.28
23180	CONTRACTED SERVICES	3,000.00	.00	.00	.00	3,000.00	.00
23190	PROFESSIONAL DEVELOPMENT	2,000.00	.00	.00	.00	2,000.00	.00
23240	UTILITIES	.00	.00	.00	.00	.00	.00
23270	RENTAL/LEASES	5,405.00	477.60	.00	1,612.33	3,792.67	29.83
23280	INSURANCE/BONDS	7,988.00	923.00	.00	948.00	7,040.00	11.87
23500	ADVERTISING	2,500.00	339.00	.00	862.00	1,638.00	34.48
23525	PRINTING	2,000.00	1.83	.00	1.83	1,998.17	.09
23810	POSTAGE	750.00	10.69	.00	53.97	696.03	7.20
23820	PHONE	1,500.00	48.00	.00	119.52	1,380.48	7.97
23830	COMPUTER/INTERNET SERVICE	.00	.00	.00	.00	.00	.00
24000	SUPPLIES/MATERIALS	.00	.00	.00	.00	.00	.00
24100	SUPPLIES	1,000.00	167.62	.00	251.62	748.38	25.16
24400	PERIODICALS	.00	.00	.00	.00	.00	.00
24625	REPAIRS	.00	.00	.00	.00	.00	.00
24650	COMPUTER SOFTWARE/LICENSE	750.00	.00	.00	.00	750.00	.00
24675	LONG TERM PROJECTS	.00	.00	.00	.00	.00	.00
25000	CAPITAL OUTLAY	.00	.00	.00	.00	.00	.00
25300	FURNITURE AND EQUIPMENT	1,500.00	.00	.00	.00	1,500.00	.00
25600	COMPUTER HARDWARE	2,500.00	.00	.00	34.99	2,465.01	1.40
26000	OTHER EXPENSES	.00	.00	.00	.00	.00	.00
26300	DUES/FEES	15,050.00	57.04	.00	12,957.04	2,092.96	86.09
26700	TRAVEL EXPENSES/MILEAGE	26,644.00	1,603.67	.00	4,295.34	22,348.66	16.12
26800	CONFERENCE/CONVENTION/MTG	7,500.00	1,370.09	.00	1,692.61	5,807.39	22.57
26850	PROGRAM PURCHASES	.00	.00	.00	.00	.00	.00
26900	CONTINGENCY	.00	.00	.00	.00	.00	.00
27000	TRANSFERS	27,220.00	.00	.00	.00	27,220.00	.00
TOTAL	GENERAL ESUCC/ADM	275,228.00	23,485.69	.00	54,666.95	220,561.05	19.86

ORG UNIT - 0120100000 - GENERAL ADM GENERAL

21100	REGULAR SALARIES	.00	.00	.00	.00	.00	.00
-------	------------------	-----	-----	-----	-----	-----	-----

SUNGARD PENTAMATION  
 DATE: 11/11/2014  
 TIME: 11:41:37

ESU COORDINATING COUNCIL  
 BUDGET CONTROL STATUS

PAGE NUMBER: 2  
 BUDSTAT1

SELECTION CRITERIA: ALL  
 ACCOUNTING PERIOD: 3/15

ACCOUNT	TITLE	BUDGET	PERIOD EXPENDITURES	ENCUMBRANCES OUTSTANDING	YEAR TO DATE ENC + EXP	AVAILABLE BALANCE	YTD/ BUD
22100	SOCIAL SECURITY	.00	.00	.00	.00	.00	.00
22200	RETIREMENT	.00	.00	.00	.00	.00	.00
22300	HEALTH INSURANCE	.00	.00	.00	.00	.00	.00
22305	FLEX SPEND	.00	.00	.00	.00	.00	.00
22400	WORK COMP	.00	.00	.00	.00	.00	.00
22600	LIFE INSURANCE	.00	.00	.00	.00	.00	.00
22830	UNEMPLOYMENT INS	.00	.00	.00	.00	.00	.00
23180	CONTRACTED SERVICES	.00	.00	.00	.00	.00	.00
23190	PROFESSIONAL DEVELOPMENT	.00	.00	.00	.00	.00	.00
23240	UTILITIES	.00	.00	.00	.00	.00	.00
23270	RENTAL/LEASES	.00	.00	.00	.00	.00	.00
23280	INSURANCE/BONDS	.00	.00	.00	.00	.00	.00
23500	ADVERTISING	.00	.00	.00	.00	.00	.00
23525	PRINTING	.00	.00	.00	.00	.00	.00
23810	POSTAGE	.00	.00	.00	.00	.00	.00
23820	PHONE	.00	.00	.00	.00	.00	.00
23830	COMPUTER/INTERNET SERVICE	.00	.00	.00	.00	.00	.00
24100	SUPPLIES	.00	.00	.00	.00	.00	.00
24400	PERIODICALS	.00	.00	.00	.00	.00	.00
24625	REPAIRS	.00	.00	.00	.00	.00	.00
24650	COMPUTER SOFTWARE/LICENSE	.00	.00	.00	.00	.00	.00
24675	LONG TERM PROJECTS	.00	.00	.00	.00	.00	.00
25300	FURNITURE AND EQUIPMENT	.00	.00	.00	.00	.00	.00
25600	COMPUTER HARDWARE	.00	.00	.00	.00	.00	.00
26300	DUES/FEES	.00	.00	.00	.00	.00	.00
26700	TRAVEL EXPENSES/MILEAGE	.00	.00	.00	.00	.00	.00
26800	CONFERENCE/CONVENTION/MTG	.00	.00	.00	.00	.00	.00
26900	CONTINGENCY	.00	.00	.00	.00	.00	.00
TOTAL	GENERAL ADM GENERAL	.00	.00	.00	.00	.00	.00

ORG UNIT - 0130300000 - COOP COOP GENERAL

21100	REGULAR SALARIES	231,627.00	26,550.30	.00	45,852.51	185,774.49	19.80
21200	SUB OR TEMP	.00	.00	.00	.00	.00	.00
22100	SOCIAL SECURITY	15,709.00	1,952.49	.00	3,225.33	12,483.67	20.53
22200	RETIREMENT	22,880.00	1,053.40	.00	2,960.04	19,919.96	12.94
22300	HEALTH INSURANCE	.00	1,636.22	.00	1,636.22	-1,636.22	.00
22305	FLEX SPEND	.00	15.75	.00	15.75	-15.75	.00
22400	WORK COMP	1,390.00	159.28	.00	275.07	1,114.93	19.79
22600	LIFE INSURANCE	.00	.00	.00	.00	.00	.00
22830	UNEMPLOYMENT INS	.00	139.50	.00	139.50	-139.50	.00
23150	ACCOUNTING/AUDIT	12,040.00	.00	.00	.00	12,040.00	.00
23160	FISCAL MANAGEMENT FEE	2,500.00	.00	.00	.00	2,500.00	.00
23170	LEGAL SERVICES	16,340.00	6,581.13	.00	8,215.88	8,124.12	50.28
23180	CONTRACTED SERVICES	3,115.00	5,647.13	.00	5,687.13	-2,572.13	182.57
23190	PROFESSIONAL DEVELOPMENT	.00	.00	.00	.00	.00	.00
23240	UTILITIES	5,100.00	.00	.00	.00	5,100.00	.00
23270	RENTAL/LEASES	11,397.00	1,452.99	.00	3,565.40	7,831.60	31.28
23280	INSURANCE/BONDS	5,800.00	32.00	.00	64.00	5,736.00	1.10
23500	ADVERTISING	3,000.00	.00	.00	752.50	2,247.50	25.08
23525	PRINTING	800.00	48.29	.00	65.79	734.21	8.22

SUNGARD PENTAMATION  
 DATE: 11/11/2014  
 TIME: 11:41:37

ESU COORDINATING COUNCIL  
 BUDGET CONTROL STATUS

PAGE NUMBER: 3  
 BUDSTAT1

SELECTION CRITERIA: ALL  
 ACCOUNTING PERIOD: 3/15

ACCOUNT	TITLE	BUDGET	PERIOD EXPENDITURES	ENCUMBRANCES OUTSTANDING	YEAR TO DATE ENC + EXP	AVAILABLE BALANCE	YTD/ BUD
23810	POSTAGE	7,000.00	.00	.00	268.59	6,731.41	3.84
23820	PHONE	800.00	189.16	.00	344.91	455.09	43.11
23830	COMPUTER/INTERNET SERVICE	6,878.00	74.39	.00	147.44	6,730.56	2.14
24100	SUPPLIES	3,000.00	389.33	.00	580.35	2,419.65	19.35
24400	PERIODICALS	.00	.00	.00	.00	.00	.00
24625	REPAIRS	.00	.00	.00	.00	.00	.00
24650	COMPUTER SOFTWARE/LICENSE	230,500.00	.00	.00	.00	230,500.00	.00
24675	LONG TERM PROJECTS	.00	.00	.00	.00	.00	.00
25300	FURNITURE AND EQUIPMENT	.00	.00	.00	.00	.00	.00
25600	COMPUTER HARDWARE	.00	.00	.00	.00	.00	.00
26300	DUES/FEES	3,000.00	.00	.00	.00	3,000.00	.00
26600	REPAYMENT MEMBER EQUITY	.00	.00	.00	.00	.00	.00
26700	TRAVEL EXPENSES/MILEAGE	15,000.00	498.40	.00	4,058.65	10,941.35	27.06
26800	CONFERENCE/CONVENTION/MTG	5,000.00	2,032.34	.00	2,032.34	2,967.66	40.65
26850	PROGRAM PURCHASES	1,700,000.00	.00	.00	25,332.45	1,674,667.55	1.49
26900	CONTINGENCY	.00	.00	.00	.00	.00	.00
TOTAL	COOP COOP GENERAL	2,302,876.00	48,452.10	.00	105,219.85	2,197,656.15	4.57

ORG UNIT - 0140400000 - SRS SRS GENERAL

21100	REGULAR SALARIES	265,335.00	13,020.28	.00	26,040.56	239,294.44	9.81
21200	SUB OR TEMP	.00	.00	.00	.00	.00	.00
22100	SOCIAL SECURITY	18,190.00	940.05	.00	1,880.10	16,309.90	10.34
22200	RETIREMENT	26,209.00	1,286.11	.00	2,572.22	23,636.78	9.81
22300	HEALTH INSURANCE	.00	.00	.00	.00	.00	.00
22305	FLEX SPEND	.00	1.75	.00	1.75	-1.75	.00
22400	WORK COMP	1,592.00	78.11	.00	156.22	1,435.78	9.81
22600	LIFE INSURANCE	.00	.00	.00	.00	.00	.00
22830	UNEMPLOYMENT INS	.00	139.50	.00	139.50	-139.50	.00
23150	ACCOUNTING/AUDIT	1,680.00	.00	.00	.00	1,680.00	.00
23170	LEGAL SERVICES	2,280.00	918.30	.00	1,146.40	1,133.60	50.28
23180	CONTRACTED SERVICES	86,979.00	7,022.25	.00	28,001.15	58,977.85	32.19
23190	PROFESSIONAL DEVELOPMENT	.00	.00	.00	.00	.00	.00
23240	UTILITIES	.00	.00	.00	.00	.00	.00
23270	RENTAL/LEASES	6,842.00	571.36	.00	2,210.96	4,631.04	32.31
23280	INSURANCE/BONDS	.00	.00	.00	.00	.00	.00
23500	ADVERTISING	.00	.00	.00	.00	.00	.00
23525	PRINTING	100.00	41.73	.00	41.73	58.27	41.73
23810	POSTAGE	50.00	.00	.00	6.41	43.59	12.82
23820	PHONE	3,709.00	314.65	.00	621.87	3,087.13	16.77
23830	COMPUTER/INTERNET SERVICE	3,998.00	148.79	.00	294.87	3,703.13	7.38
24100	SUPPLIES	500.00	60.36	.00	60.36	439.64	12.07
24400	PERIODICALS	.00	.00	.00	.00	.00	.00
24625	REPAIRS	.00	.00	.00	.00	.00	.00
24650	COMPUTER SOFTWARE/LICENSE	3,900.00	.00	.00	.00	3,900.00	.00
24675	LONG TERM PROJECTS	.00	.00	.00	.00	.00	.00
25300	FURNITURE AND EQUIPMENT	.00	.00	.00	.00	.00	.00
25600	COMPUTER HARDWARE	.00	.00	.00	.00	.00	.00
26300	DUES/FEES	.00	.00	.00	.00	.00	.00
26700	TRAVEL EXPENSES/MILEAGE	10,340.00	.00	.00	2,475.27	7,864.73	23.94
26800	CONFERENCE/CONVENTION/MTG	3,030.00	.00	.00	64.09	2,965.91	2.12

SUNGARD PENTAMATION  
 DATE: 11/11/2014  
 TIME: 11:41:37

ESU COORDINATING COUNCIL  
 BUDGET CONTROL STATUS

PAGE NUMBER: 4  
 BUDSTAT1

SELECTION CRITERIA: ALL  
 ACCOUNTING PERIOD: 3/15

ACCOUNT	TITLE	BUDGET	PERIOD EXPENDITURES	ENCUMBRANCES OUTSTANDING	YEAR TO DATE ENC + EXP	AVAILABLE BALANCE	YTD/ BUD
26850	PROGRAM PURCHASES	.00	.00	.00	.00	.00	.00
26900	CONTINGENCY	.00	.00	.00	.00	.00	.00
TOTAL	SRS SRS GENERAL	434,734.00	24,543.24	.00	65,713.46	369,020.54	15.12

ORG UNIT - 0150500000 - PROF DEV PD GENERAL

21100	REGULAR SALARIES	23,133.00	1,927.77	.00	3,855.54	19,277.46	16.67
22100	SOCIAL SECURITY	1,663.00	138.21	.00	276.42	1,386.58	16.62
22200	RETIREMENT	2,285.00	190.42	.00	380.84	1,904.16	16.67
22300	HEALTH INSURANCE	.00	.00	.00	.00	.00	.00
22305	FLEX SPEND	.00	2.80	.00	2.80	-2.80	.00
22400	WORK COMP	139.00	11.56	.00	23.12	115.88	16.63
23525	PRINTING	.00	.00	.00	.00	.00	.00
23810	POSTAGE	.00	.00	.00	16.80	-16.80	.00
24100	SUPPLIES	.00	.00	.00	.00	.00	.00
26700	TRAVEL EXPENSES/MILEAGE	.00	.00	.00	.00	.00	.00
TOTAL	PROF DEV PD GENERAL	27,220.00	2,270.76	.00	4,555.52	22,664.48	16.74

ORG UNIT - 0150500200 - PROF DEV PD ESU

23170	LEGAL SERVICES	1,000.00	.00	.00	.00	1,000.00	.00
23180	CONTRACTED SERVICES	4,000.00	.00	.00	.00	4,000.00	.00
23190	PROFESSIONAL DEVELOPMENT	.00	.00	.00	.00	.00	.00
23810	POSTAGE	250.00	.00	.00	.00	250.00	.00
24100	SUPPLIES	500.00	.00	.00	.00	500.00	.00
26700	TRAVEL EXPENSES/MILEAGE	1,000.00	.00	.00	.00	1,000.00	.00
26800	CONFERENCE/CONVENTION/MTG	12,699.00	.00	.00	2,890.00	9,809.00	22.76
TOTAL	PROF DEV PD ESU	19,449.00	.00	.00	2,890.00	16,559.00	14.86

ORG UNIT - 0150500400 - PROF DEV PD FEDERAL

23180	CONTRACTED SERVICES	200,000.00	200.00	.00	200.00	199,800.00	.10
TOTAL	PROF DEV PD FEDERAL	200,000.00	200.00	.00	200.00	199,800.00	.10

ORG UNIT - 0150510200 - PROF DEV NOC ESU

23190	PROFESSIONAL DEVELOPMENT	21,000.00	.00	.00	.00	21,000.00	.00
24400	PERIODICALS	5,100.00	5,640.00	.00	5,640.00	-540.00	110.59
26800	CONFERENCE/CONVENTION/MTG	1,500.00	164.10	.00	164.10	1,335.90	10.94
TOTAL	PROF DEV NOC ESU	27,600.00	5,804.10	.00	5,804.10	21,795.90	21.03

ORG UNIT - 0150520200 - PROF DEV SDA ESU

SUNGARD PENTAMATION  
 DATE: 11/11/2014  
 TIME: 11:41:37

ESU COORDINATING COUNCIL  
 BUDGET CONTROL STATUS

PAGE NUMBER: 5  
 BUDSTAT1

SELECTION CRITERIA: ALL  
 ACCOUNTING PERIOD: 3/15

ACCOUNT	TITLE	BUDGET	PERIOD EXPENDITURES	ENCUMBRANCES OUTSTANDING	YEAR TO DATE ENC + EXP	AVAILABLE BALANCE	YTD/ BUD
23190	PROFESSIONAL DEVELOPMENT	17,500.00	.00	.00	.00	17,500.00	.00
26800	CONFERENCE/CONVENTION/MTG	9,838.00	.00	.00	928.60	8,909.40	9.44
TOTAL	PROF DEV SDA ESU	27,338.00	.00	.00	928.60	26,409.40	3.40
ORG UNIT - 0150530200 - PROF DEV ESPD ESU							
23190	PROFESSIONAL DEVELOPMENT	12,500.00	.00	.00	.00	12,500.00	.00
24100	SUPPLIES	.00	.00	.00	.00	.00	.00
26800	CONFERENCE/CONVENTION/MTG	1,000.00	.00	.00	45.50	954.50	4.55
TOTAL	PROF DEV ESPD ESU	13,500.00	.00	.00	45.50	13,454.50	.34
ORG UNIT - 0150540200 - PROF DEV TAG ESU							
23190	PROFESSIONAL DEVELOPMENT	3,500.00	.00	.00	.00	3,500.00	.00
26700	TRAVEL EXPENSES/MILEAGE	2,000.00	.00	.00	.00	2,000.00	.00
26800	CONFERENCE/CONVENTION/MTG	4,400.00	750.00	.00	1,142.50	3,257.50	25.97
TOTAL	PROF DEV TAG ESU	9,900.00	750.00	.00	1,142.50	8,757.50	11.54
ORG UNIT - 0150550200 - PROF DEV NWEA ESU							
23180	CONTRACTED SERVICES	35,000.00	.00	.00	48,000.00	-13,000.00	137.14
23190	PROFESSIONAL DEVELOPMENT	22,650.00	5,000.00	.00	7,500.00	15,150.00	33.11
TOTAL	PROF DEV NWEA ESU	57,650.00	5,000.00	.00	55,500.00	2,150.00	96.27
ORG UNIT - 0150555300 - INTEL GRANT							
21100	REGULAR SALARIES	7,263.00	.00	.00	.00	7,263.00	.00
23180	CONTRACTED SERVICES	.00	.00	.00	.00	.00	.00
23500	ADVERTISING	1,500.00	.00	.00	.00	1,500.00	.00
24100	SUPPLIES	1,000.00	.00	.00	.00	1,000.00	.00
26700	TRAVEL EXPENSES/MILEAGE	8,000.00	298.00	.00	298.00	7,702.00	3.73
26800	CONFERENCE/CONVENTION/MTG	.00	1,732.00	.00	1,732.00	-1,732.00	.00
TOTAL	INTEL GRANT	17,763.00	2,030.00	.00	2,030.00	15,733.00	11.43
ORG UNIT - 0150560000 - PROF DEV CRISIS GENERAL							
23180	CONTRACTED SERVICES	30,600.00	14,775.67	.00	14,775.67	15,824.33	48.29
23190	PROFESSIONAL DEVELOPMENT	9,400.00	3,623.33	.00	3,623.33	5,776.67	38.55
TOTAL	PROF DEV CRISIS GENERAL	40,000.00	18,399.00	.00	18,399.00	21,601.00	46.00
ORG UNIT - 0150570400 - PROF DEV NMPDS GR FEDERAL							

SUNGARD PENTAMATION  
 DATE: 11/11/2014  
 TIME: 11:41:37

ESU COORDINATING COUNCIL  
 BUDGET CONTROL STATUS

PAGE NUMBER: 6  
 BUDSTAT1

SELECTION CRITERIA: ALL  
 ACCOUNTING PERIOD: 3/15

ACCOUNT	TITLE	BUDGET	PERIOD EXPENDITURES	ENCUMBRANCES OUTSTANDING	YEAR TO DATE ENC + EXP	AVAILABLE BALANCE	YTD/ BUD
21100	REGULAR SALARIES	15,350.00	1,279.02	.00	2,558.04	12,791.96	16.66
22000	EMPLOYEE BENEFITS	.00	.00	.00	.00	.00	.00
22100	SOCIAL SECURITY	1,041.00	86.27	.00	172.54	868.46	16.57
22200	RETIREMENT	1,516.00	126.34	.00	252.68	1,263.32	16.67
22305	FLEX SPEND	.00	3.50	.00	3.50	-3.50	.00
22400	WORK COMP	92.00	7.67	.00	15.34	76.66	16.67
23180	CONTRACTED SERVICES	252,601.00	8,153.33	.00	27,615.66	224,985.34	10.93
24100	SUPPLIES	11,000.00	199.97	.00	4,850.43	6,149.57	44.09
24650	COMPUTER SOFTWARE/LICENSE	.00	.00	.00	1,598.00	-1,598.00	.00
26700	TRAVEL EXPENSES/MILEAGE	18,560.00	3,638.96	.00	6,354.57	12,205.43	34.24
26800	CONFERENCE/CONVENTION/MTG	99,840.00	5,301.01	.00	13,101.01	86,738.99	13.12
26900	CONTINGENCY	100,000.00	.00	.00	.00	100,000.00	.00
TOTAL	PROF DEV NMPDS GR FEDERAL	500,000.00	18,796.07	.00	56,521.77	443,478.23	11.30
ORG UNIT - 0150575400 - SLDS GRANT							
23180	CONTRACTED SERVICES	200,000.00	.00	.00	200.00	199,800.00	.10
TOTAL	SLDS GRANT	200,000.00	.00	.00	200.00	199,800.00	.10
ORG UNIT - 0150600200 - PROF DEV IMAT ESU							
23190	PROFESSIONAL DEVELOPMENT	1,250.00	.00	.00	.00	1,250.00	.00
24650	COMPUTER SOFTWARE/LICENSE	3,500.00	.00	.00	3,010.00	490.00	86.00
26800	CONFERENCE/CONVENTION/MTG	1,000.00	.00	.00	189.46	810.54	18.95
TOTAL	PROF DEV IMAT ESU	5,750.00	.00	.00	3,199.46	2,550.54	55.64
ORG UNIT - 0150620000 - PD BLENDED ESU							
24100	SUPPLIES	300.00	.00	.00	.00	300.00	.00
24650	COMPUTER SOFTWARE/LICENSE	750.00	.00	.00	.00	750.00	.00
26800	CONFERENCE/CONVENTION/MTG	6,000.00	.00	.00	1,149.10	4,850.90	19.15
TOTAL	PD BLENDED ESU	7,050.00	.00	.00	1,149.10	5,900.90	16.30
ORG UNIT - 0160100000 - BLENDED ADM GENERAL							
21100	REGULAR SALARIES	.00	.00	.00	.00	.00	.00
21200	SUB OR TEMP	.00	.00	.00	.00	.00	.00
22100	SOCIAL SECURITY	.00	.00	.00	.00	.00	.00
22200	RETIREMENT	.00	.00	.00	.00	.00	.00
22300	HEALTH INSURANCE	.00	.00	.00	.00	.00	.00
22305	FLEX SPEND	.00	.00	.00	.00	.00	.00
22400	WORK COMP	.00	.00	.00	.00	.00	.00
22600	LIFE INSURANCE	.00	.00	.00	.00	.00	.00
22830	UNEMPLOYMENT INS	.00	.00	.00	.00	.00	.00

SUNGARD PENTAMATION  
 DATE: 11/11/2014  
 TIME: 11:41:37

ESU COORDINATING COUNCIL  
 BUDGET CONTROL STATUS

PAGE NUMBER: 7  
 BUDSTAT1

SELECTION CRITERIA: ALL  
 ACCOUNTING PERIOD: 3/15

ACCOUNT	TITLE	BUDGET	PERIOD EXPENDITURES	ENCUMBRANCES OUTSTANDING	YEAR TO DATE ENC + EXP	AVAILABLE BALANCE	YTD/BUD
23180	CONTRACTED SERVICES	.00	.00	.00	.00	.00	.00
23190	PROFESSIONAL DEVELOPMENT	.00	.00	.00	.00	.00	.00
23500	ADVERTISING	.00	.00	.00	.00	.00	.00
23525	PRINTING	.00	.00	.00	.00	.00	.00
23810	POSTAGE	.00	.00	.00	.00	.00	.00
23820	PHONE	.00	.00	.00	.00	.00	.00
23830	COMPUTER/INTERNET SERVICE	.00	.00	.00	.00	.00	.00
24100	SUPPLIES	.00	.00	.00	.00	.00	.00
24625	REPAIRS	.00	.00	.00	.00	.00	.00
24650	COMPUTER SOFTWARE/LICENSE	.00	.00	.00	.00	.00	.00
24675	LONG TERM PROJECTS	.00	.00	.00	.00	.00	.00
25600	COMPUTER HARDWARE	.00	.00	.00	.00	.00	.00
26700	TRAVEL EXPENSES/MILEAGE	.00	.00	.00	.00	.00	.00
26800	CONFERENCE/CONVENTION/MTG	.00	.00	.00	.00	.00	.00
TOTAL	BLENDED ADM GENERAL	.00	.00	.00	.00	.00	.00

ORG UNIT - 0160600000 - BLENDED IMAT GENERAL

21100	REGULAR SALARIES	42,678.00	3,557.12	.00	7,114.23	35,563.77	16.67
21200	SUB OR TEMP	.00	.00	.00	.00	.00	.00
22100	SOCIAL SECURITY	3,055.00	252.36	.00	504.72	2,550.28	16.52
22200	RETIREMENT	4,216.00	351.37	.00	702.74	3,513.26	16.67
22300	HEALTH INSURANCE	.00	.00	.00	.00	.00	.00
22305	FLEX SPEND	.00	3.22	.00	3.22	-3.22	.00
22400	WORK COMP	256.00	21.34	.00	42.68	213.32	16.67
22600	LIFE INSURANCE	.00	.00	.00	.00	.00	.00
22830	UNEMPLOYMENT INS	.00	153.45	.00	153.45	-153.45	.00
23150	ACCOUNTING/AUDIT	747.00	.00	.00	.00	747.00	.00
23170	LEGAL SERVICES	1,014.00	408.13	.00	509.51	504.49	50.25
23180	CONTRACTED SERVICES	29,429.00	80.00	.00	160.00	29,269.00	.54
23190	PROFESSIONAL DEVELOPMENT	.00	.00	.00	.00	.00	.00
23240	UTILITIES	.00	.00	.00	.00	.00	.00
23270	RENTAL/LEASES	3,983.00	86.34	.00	3,266.34	716.66	82.01
23500	ADVERTISING	.00	.00	.00	.00	.00	.00
23525	PRINTING	.00	.00	.00	.00	.00	.00
23810	POSTAGE	100.00	.00	.00	1.92	98.08	1.92
23820	PHONE	200.00	13.72	.00	35.41	164.59	17.71
23830	COMPUTER/INTERNET SERVICE	1,134.00	.00	.00	.00	1,134.00	.00
24100	SUPPLIES	150.00	.00	.00	.00	150.00	.00
24400	PERIODICALS	.00	.00	.00	.00	.00	.00
24625	REPAIRS	.00	.00	.00	.00	.00	.00
24650	COMPUTER SOFTWARE/LICENSE	500.00	.00	.00	.00	500.00	.00
24675	LONG TERM PROJECTS	.00	.00	.00	.00	.00	.00
25300	FURNITURE AND EQUIPMENT	.00	.00	.00	.00	.00	.00
25600	COMPUTER HARDWARE	.00	.00	.00	.00	.00	.00
26300	DUES/FEES	.00	.00	.00	.00	.00	.00
26700	TRAVEL EXPENSES/MILEAGE	2,500.00	209.44	.00	688.63	1,811.37	27.55
26800	CONFERENCE/CONVENTION/MTG	150.00	.00	.00	.00	150.00	.00
26850	PROGRAM PURCHASES	345,750.00	.00	750.00	750.00	345,000.00	.22
26900	CONTINGENCY	.00	.00	.00	.00	.00	.00

SUNGARD PENTAMATION  
 DATE: 11/11/2014  
 TIME: 11:41:37

ESU COORDINATING COUNCIL  
 BUDGET CONTROL STATUS

PAGE NUMBER: 8  
 BUDSTAT1

SELECTION CRITERIA: ALL  
 ACCOUNTING PERIOD: 3/15

ACCOUNT	TITLE	BUDGET	PERIOD EXPENDITURES	ENCUMBRANCES OUTSTANDING	YEAR TO DATE ENC + EXP	AVAILABLE BALANCE	YTD/ BUD
TOTAL	BLENDED IMAT GENERAL	435,862.00	5,136.49	750.00	13,932.85	421,929.15	3.20

ORG UNIT - 0160620000 - BLENDED DEC GENERAL

21100	REGULAR SALARIES	158,502.00	13,212.27	.00	26,424.55	132,077.45	16.67
21200	SUB OR TEMP	.00	.00	.00	.00	.00	.00
22100	SOCIAL SECURITY	11,078.00	908.26	.00	1,816.52	9,261.48	16.40
22200	RETIREMENT	15,657.00	1,305.09	.00	2,610.18	13,046.82	16.67
22300	HEALTH INSURANCE	.00	.00	.00	.00	.00	.00
22305	FLEX SPEND	.00	16.24	.00	16.24	-16.24	.00
22400	WORK COMP	951.00	79.24	.00	158.48	792.52	16.66
22600	LIFE INSURANCE	.00	.00	.00	.00	.00	.00
22830	UNEMPLOYMENT INS	.00	711.45	.00	711.45	-711.45	.00
23150	ACCOUNTING/AUDIT	747.00	.00	.00	.00	747.00	.00
23170	LEGAL SERVICES	1,014.00	408.13	.00	509.51	504.49	50.25
23180	CONTRACTED SERVICES	75,723.00	200.00	.00	27,550.00	48,173.00	36.38
23190	PROFESSIONAL DEVELOPMENT	.00	.00	.00	.00	.00	.00
23240	UTILITIES	.00	.00	.00	.00	.00	.00
23270	RENTAL/LEASES	2,344.00	200.27	.00	505.49	1,838.51	21.57
23500	ADVERTISING	.00	.00	.00	.00	.00	.00
23525	PRINTING	895.00	.00	.00	.00	895.00	.00
23810	POSTAGE	200.00	.00	.00	9.12	190.88	4.56
23820	PHONE	200.00	.00	.00	7.65	192.35	3.83
23830	COMPUTER/INTERNET SERVICE	1,134.00	.00	.00	.00	1,134.00	.00
24100	SUPPLIES	150.00	120.70	.00	238.88	-88.88	159.25
24400	PERIODICALS	250.00	.00	.00	.00	250.00	.00
24625	REPAIRS	.00	.00	.00	.00	.00	.00
24650	COMPUTER SOFTWARE/LICENSE	6,400.00	.00	.00	5,964.00	436.00	93.19
24675	LONG TERM PROJECTS	.00	.00	.00	.00	.00	.00
25300	FURNITURE AND EQUIPMENT	.00	.00	.00	.00	.00	.00
25600	COMPUTER HARDWARE	1,221.00	180.00	.00	735.07	485.93	60.20
26300	DUES/FEES	.00	.00	.00	.00	.00	.00
26700	TRAVEL EXPENSES/MILEAGE	8,500.00	835.08	.00	1,383.51	7,116.49	16.28
26800	CONFERENCE/CONVENTION/MTG	11,400.00	254.14	.00	454.14	10,945.86	3.98
26850	PROGRAM PURCHASES	.00	.00	.00	.00	.00	.00
26900	CONTINGENCY	.00	.00	.00	.00	.00	.00
TOTAL	BLENDED DEC GENERAL	296,366.00	18,430.87	.00	69,094.79	227,271.21	23.31

ORG UNIT - 0160641000 - BLENDED LMS GENERAL

21100	REGULAR SALARIES	96,692.00	7,225.82	.00	14,451.66	82,240.34	14.95
21200	SUB OR TEMP	.00	.00	.00	.00	.00	.00
22100	SOCIAL SECURITY	6,118.00	503.17	.00	1,006.34	5,111.66	16.45
22200	RETIREMENT	8,563.00	713.75	.00	1,427.50	7,135.50	16.67
22300	HEALTH INSURANCE	.00	.00	.00	.00	.00	.00
22305	FLEX SPEND	.00	8.54	.00	8.54	-8.54	.00
22400	WORK COMP	520.00	43.34	.00	86.68	433.32	16.67
22600	LIFE INSURANCE	.00	.00	.00	.00	.00	.00
22830	UNEMPLOYMENT INS	.00	530.10	.00	530.10	-530.10	.00
23150	ACCOUNTING/AUDIT	747.00	.00	.00	.00	747.00	.00

SUNGARD PENTAMATION  
 DATE: 11/11/2014  
 TIME: 11:41:37

ESU COORDINATING COUNCIL  
 BUDGET CONTROL STATUS

PAGE NUMBER: 9  
 BUDSTAT1

SELECTION CRITERIA: ALL  
 ACCOUNTING PERIOD: 3/15

ACCOUNT	TITLE	BUDGET	PERIOD EXPENDITURES	ENCUMBRANCES OUTSTANDING	YEAR TO DATE ENC + EXP	AVAILABLE BALANCE	YTD/ BUD
23170	LEGAL SERVICES	1,014.00	408.13	.00	509.51	504.49	50.25
23180	CONTRACTED SERVICES	15,573.00	200.00	.00	400.00	15,173.00	2.57
23190	PROFESSIONAL DEVELOPMENT	.00	.00	.00	.00	.00	.00
23240	UTILITIES	.00	.00	.00	.00	.00	.00
23270	RENTAL/LEASES	1,820.00	156.08	.00	408.49	1,411.51	22.44
23500	ADVERTISING	.00	.00	.00	.00	.00	.00
23525	PRINTING	250.00	.00	.00	.00	250.00	.00
23810	POSTAGE	50.00	.00	.00	17.28	32.72	34.56
23820	PHONE	525.00	48.00	.00	115.41	409.59	21.98
23830	COMPUTER/INTERNET SERVICE	5,046.00	200.00	.00	400.00	4,646.00	7.93
24100	SUPPLIES	250.00	.00	.00	.00	250.00	.00
24400	PERIODICALS	.00	.00	.00	.00	.00	.00
24625	REPAIRS	.00	.00	.00	.00	.00	.00
24650	COMPUTER SOFTWARE/LICENSE	101,460.00	299.99	.00	16,368.10	85,091.90	16.13
24675	LONG TERM PROJECTS	.00	.00	.00	.00	.00	.00
25300	FURNITURE AND EQUIPMENT	.00	.00	.00	.00	.00	.00
25600	COMPUTER HARDWARE	20,000.00	.00	.00	742.14	19,257.86	3.71
26300	DUES/FEES	.00	.00	.00	.00	.00	.00
26700	TRAVEL EXPENSES/MILEAGE	7,500.00	.00	.00	.00	7,500.00	.00
26800	CONFERENCE/CONVENTION/MTG	4,000.00	.00	.00	.00	4,000.00	.00
26850	PROGRAM PURCHASES	.00	.00	.00	.00	.00	.00
26900	CONTINGENCY	.00	.00	.00	.00	.00	.00
TOTAL	BLENDED LMS GENERAL	270,128.00	10,336.92	.00	36,471.75	233,656.25	13.50
ORG UNIT - 0170100000 - ADMIN FLOW THROUGH							
26950	FLOW THROUGH - EXPENSES	10,000.00	.00	.00	.00	10,000.00	.00
TOTAL	ADMIN FLOW THROUGH	10,000.00	.00	.00	.00	10,000.00	.00
ORG UNIT - 0170300000 - COOP FLOW THROUGH							
26950	FLOW THROUGH - EXPENSES	10,000.00	.00	.00	.00	10,000.00	.00
TOTAL	COOP FLOW THROUGH	10,000.00	.00	.00	.00	10,000.00	.00
ORG UNIT - 0170400000 - SRS FLOW THROUGH							
26950	FLOW THROUGH - EXPENSES	10,000.00	.00	.00	.00	10,000.00	.00
TOTAL	SRS FLOW THROUGH	10,000.00	.00	.00	.00	10,000.00	.00
ORG UNIT - 0170500000 - PD FLOW THROUGH							
26950	FLOW THROUGH - EXPENSES	235,000.00	.00	.00	.00	235,000.00	.00
TOTAL	PD FLOW THROUGH	235,000.00	.00	.00	.00	235,000.00	.00

SUNGARD PENTAMATION  
 DATE: 11/11/2014  
 TIME: 11:41:37

ESU COORDINATING COUNCIL  
 BUDGET CONTROL STATUS

PAGE NUMBER: 10  
 BUDSTAT1

SELECTION CRITERIA: ALL  
 ACCOUNTING PERIOD: 3/15

ACCOUNT	TITLE	BUDGET	PERIOD EXPENDITURES	ENCUMBRANCES OUTSTANDING	YEAR TO DATE ENC + EXP	AVAILABLE BALANCE	YTD/ BUD
ORG UNIT - 0170550000 - NWEA FLOW THROUGH							
26950	FLOW THROUGH - EXPENSES	10,000.00	.00	.00	.00	10,000.00	.00
TOTAL	NWEA FLOW THROUGH	10,000.00	.00	.00	.00	10,000.00	.00
ORG UNIT - 0170560000 - CRISIS FLOW THROUGH							
26950	FLOW THROUGH - EXPENSES	15,000.00	.00	.00	.00	15,000.00	.00
TOTAL	CRISIS FLOW THROUGH	15,000.00	.00	.00	.00	15,000.00	.00
ORG UNIT - 0170600000 - IMAT FLOW THROUGH							
26950	FLOW THROUGH - EXPENSES	20,000.00	.00	.00	.00	20,000.00	.00
TOTAL	IMAT FLOW THROUGH	20,000.00	.00	.00	.00	20,000.00	.00
ORG UNIT - 0170602000 - IMAT SP PROJ FLOW THROUGH							
26950	FLOW THROUGH - EXPENSES	10,000.00	.00	.00	.00	10,000.00	.00
TOTAL	IMAT SP PROJ FLOW THROUGH	10,000.00	.00	.00	.00	10,000.00	.00
ORG UNIT - 0170603000 - IMAT MED ACQ FLOW THROUGH							
26950	FLOW THROUGH - EXPENSES	10,000.00	.00	.00	.00	10,000.00	.00
TOTAL	IMAT MED ACQ FLOW THROUGH	10,000.00	.00	.00	.00	10,000.00	.00
ORG UNIT - 0170620000 - DEC FLOW THROUGH							
26950	FLOW THROUGH - EXPENSES	15,000.00	.00	.00	.00	15,000.00	.00
TOTAL	DEC FLOW THROUGH	15,000.00	.00	.00	.00	15,000.00	.00
ORG UNIT - 0170641000 - LMS FLOW THROUGH							
26950	FLOW THROUGH - EXPENSES	15,000.00	.00	.00	.00	15,000.00	.00
TOTAL	LMS FLOW THROUGH	15,000.00	.00	.00	.00	15,000.00	.00
TOTAL REPORT		5,528,414.00	183,635.24	750.00	497,665.20	5,030,748.80	9.00

SUNGARD PENTAMATION  
 DATE: 11/11/2014  
 TIME: 12:46:13

ESU COORDINATING COUNCIL  
 EXPENDITURE AUDIT TRAIL

PAGE NUMBER: 1  
 AUDIT21

SELECTION CRITERIA: ALL  
 ACCOUNTING PERIODS: 1/15 THRU 3/15

SORTED BY: Fund,Department,Program

TOTALED ON: Fund,Department,Program

PAGE BREAKS ON: Fund

Fund - 01 - GENERAL FUND  
 Org Unit - 0110100000 - GENERAL ESUCC/ADM

ACCOUNT	DATE	T/C	Purchase O	REFERENCE	VENDOR	BUDGET	EXPENDITURES	ENCUMBRANCES	DESCRIPTION	CUMULATIVE BALANCE
01-10-100-000-0110100000 - GENERAL ESUCC/ADM										
21000						.00	.00	.00	BEGINNING BALANCE	
	09/12/14	13-1				.00				
	09/12/14	13-1				.00				
	09/12/14	11-1				.00				
TOTAL						.00	.00	.00	POSTED FROM BUDGET SYSTEM	.00
21100						.00	.00	.00	BEGINNING BALANCE	
	09/12/14	11-1				115,291.00			POSTED FROM BUDGET SYSTEM	
	10/03/14	20-2	12487		1064 EDUCATIONAL SERV		9,607.57	.00	ESUCC SALARIES	
	11/05/14	20-3	12541		1064 EDUCATIONAL SERV		9,607.58	.00	ESUCC SALARIES	
TOTAL						115,291.00	19,215.15	.00		96,075.85
21200						.00	.00	.00	BEGINNING BALANCE	
	09/12/14	11-1				.00			POSTED FROM BUDGET SYSTEM	
TOTAL						.00	.00	.00		.00
22000						.00	.00	.00	BEGINNING BALANCE	
	09/12/14	11-1				.00			POSTED FROM BUDGET SYSTEM	
TOTAL						.00	.00	.00		.00
22100						.00	.00	.00	BEGINNING BALANCE	
	09/12/14	11-1				8,370.00			POSTED FROM BUDGET SYSTEM	
	10/03/14	20-2	12487		1064 EDUCATIONAL SERV		695.58	.00	ESUCC SS/MEDICARE	
	11/05/14	20-3	12541		1064 EDUCATIONAL SERV		695.58	.00	ESUCC SS/MEDICARE	
TOTAL						8,370.00	1,391.16	.00		6,978.84
22200						.00	.00	.00	BEGINNING BALANCE	
	09/12/14	11-1				11,388.00			POSTED FROM BUDGET SYSTEM	
	10/03/14	20-2	12487		1064 EDUCATIONAL SERV		949.02	.00	ESUCC RETIREMENT	
	11/05/14	20-3	12541		1064 EDUCATIONAL SERV		949.02	.00	ESUCC RETIREMENT	
TOTAL						11,388.00	1,898.04	.00		9,489.96
22300						.00	.00	.00	BEGINNING BALANCE	
	09/12/14	11-1				.00			POSTED FROM BUDGET SYSTEM	
TOTAL						.00	.00	.00		.00
22305						.00	.00	.00	BEGINNING BALANCE	

\* THERE IS A NOTE ASSOCIATED WITH THIS TRANSACTION

SUNGARD PENTAMATION  
 DATE: 11/11/2014  
 TIME: 12:46:13

ESU COORDINATING COUNCIL  
 EXPENDITURE AUDIT TRAIL

SELECTION CRITERIA: ALL  
 ACCOUNTING PERIODS: 1/15 THRU 3/15

SORTED BY: Fund,Department,Program

TOTALED ON: Fund,Department,Program

PAGE BREAKS ON: Fund

Fund - 01 - GENERAL FUND  
 Org Unit - 0110100000 - GENERAL ESUCC/ADM

ACCOUNT	DATE	T/C	Purchase O	REFERENCE	VENDOR	BUDGET	EXPENDITURES	ENCUMBRANCES	DESCRIPTION	CUMULATIVE BALANCE
22305		FLEX SPEND			(cont'd)					
	09/12/14	11-1				.00			POSTED FROM BUDGET SYSTEM	
	11/05/14	20-3	12541		1064 EDUCATIONAL SERV		4.20	.00	ESUCC WAGE WORKS	
TOTAL		FLEX SPEND				.00	4.20	.00		-4.20
22400		WORK COMP				.00	.00	.00	BEGINNING BALANCE	
	09/12/14	11-1				692.00			POSTED FROM BUDGET SYSTEM	
	10/03/14	20-2	12487		1064 EDUCATIONAL SERV		57.63	.00	ESUCC WORK COMP	
	11/05/14	20-3	12541		1064 EDUCATIONAL SERV		57.63	.00	ESUCC WORK COMP	
TOTAL		WORK COMP				692.00	115.26	.00		576.74
22600		LIFE INSURANCE				.00	.00	.00	BEGINNING BALANCE	
	09/12/14	11-1				.00			POSTED FROM BUDGET SYSTEM	
TOTAL		LIFE INSURANCE				.00	.00	.00		.00
22830		UNEMPLOYMENT INS				.00	.00	.00	BEGINNING BALANCE	
	09/12/14	11-1				.00			POSTED FROM BUDGET SYSTEM	
	11/05/14	20-3	12541		1064 EDUCATIONAL SERV		186.00	.00	ESUCC UNEMPLOYMENT	
TOTAL		UNEMPLOYMENT INS				.00	186.00	.00		-186.00
23000		PURCHASED SERVICES				.00	.00	.00	BEGINNING BALANCE	
	09/12/14	11-1				.00			POSTED FROM BUDGET SYSTEM	
TOTAL		PURCHASED SERVICES				.00	.00	.00		.00
23140		LOBBYIST FEES				.00	.00	.00	BEGINNING BALANCE	
	09/12/14	11-1				200.00			POSTED FROM BUDGET SYSTEM	
	10/03/14	20-2	12491		1039 UNION BANK & TRU		200.00	.00	ESUCC LOBBYIST FEE	
	11/05/14	20-3	12539		1039 UNION BANK & TRU		200.00	.00	ESUCC LOBBYIST FEE	
TOTAL		LOBBYIST FEES				200.00	400.00	.00		-200.00
23150		ACCOUNTING/AUDIT				.00	.00	.00	BEGINNING BALANCE	
	09/12/14	11-1				12,040.00			POSTED FROM BUDGET SYSTEM	
TOTAL		ACCOUNTING/AUDIT				12,040.00	.00	.00		12,040.00
23160		FISCAL MANAGEMENT FEE				.00	.00	.00	BEGINNING BALANCE	
	09/12/14	11-1				3,600.00			POSTED FROM BUDGET SYSTEM	
	10/03/14	20-2	12487		1064 EDUCATIONAL SERV		206.00	.00	ESUCC FISCAL AGENT FEE	
	11/05/14	20-3	12541		1064 EDUCATIONAL SERV		206.00	.00	ESUCC FISCAL AGENT FEE	
TOTAL		FISCAL MANAGEMENT FEE				3,600.00	412.00	.00		3,188.00
23170		LEGAL SERVICES				.00	.00	.00	BEGINNING BALANCE	

\* THERE IS A NOTE ASSOCIATED WITH THIS TRANSACTION



SUNGARD PENTAMATION  
 DATE: 11/11/2014  
 TIME: 12:46:13

ESU COORDINATING COUNCIL  
 EXPENDITURE AUDIT TRAIL

PAGE NUMBER: 4  
 AUDIT21

SELECTION CRITERIA: ALL  
 ACCOUNTING PERIODS: 1/15 THRU 3/15

SORTED BY: Fund,Department,Program

TOTALED ON: Fund,Department,Program

PAGE BREAKS ON: Fund

Fund - 01 - GENERAL FUND  
 Org Unit - 0110100000 - GENERAL ESUCC/ADM

ACCOUNT	DATE	T/C	Purchase O	REFERENCE	VENDOR	BUDGET	EXPENDITURES	ENCUMBRANCES	DESCRIPTION	CUMULATIVE BALANCE
23810						.00	.00	.00	BEGINNING BALANCE	
	09/12/14	11-1				750.00			POSTED FROM BUDGET SYSTEM	
	10/03/14	20-2		12488	1057 EDUCATIONAL SERV		36.83	.00	ESUCC POSTAGE OMAHA	
	11/03/14	19-2		20150031			6.45		POSTAGE USAGE	
	11/05/14	20-3		12535	1057 EDUCATIONAL SERV		10.69	.00	ESUCC POSTAGE OMAHA	
TOTAL		POSTAGE				750.00	53.97	.00		696.03
23820						.00	.00	.00	BEGINNING BALANCE	
	09/12/14	11-1				1,500.00			POSTED FROM BUDGET SYSTEM	
	10/03/14	20-2		12488	1057 EDUCATIONAL SERV		67.41	.00	ESUCC PHONE OMAHA	
	10/03/14	20-2		12494	1045 AT CONFERENCE		4.11	.00	ESUCC PHONE EXP	
	11/05/14	20-3		12535	1057 EDUCATIONAL SERV		48.00	.00	ESUCC PHONE OMAHA	
TOTAL		PHONE				1,500.00	119.52	.00		1,380.48
23830						.00	.00	.00	BEGINNING BALANCE	
	09/12/14	11-1				.00			POSTED FROM BUDGET SYSTEM	
TOTAL		COMPUTER/INTERNET SERVICE				.00	.00	.00		.00
24000						.00	.00	.00	BEGINNING BALANCE	
	09/12/14	11-1				.00			POSTED FROM BUDGET SYSTEM	
TOTAL		SUPPLIES/MATERIALS				.00	.00	.00		.00
24100						.00	.00	.00	BEGINNING BALANCE	
	09/12/14	11-1				1,000.00			POSTED FROM BUDGET SYSTEM	
	10/03/14	20-2		12491	1039 UNION BANK & TRU		57.24	.00	ESUCC SUPPLIES	
	10/03/14	20-2		12508	1062 STAPLES ADVANTAG		13.78	.00	ESUCC SUPPLIES	
	10/03/14	20-2		12508	1062 STAPLES ADVANTAG		12.98	.00	ESUCC SUPPLIES	
	11/10/14	17-2	P1500011-01		1226 TPRINT			120.72	BUSINESS CARDS, PRINTING,	
	11/05/14	20-3		12536	1062 STAPLES ADVANTAG		21.90	.00	ESUCC SUPPLIES	
	11/05/14	20-3		12537	1221 METAL LOGOS		25.00	.00	ESUCC SUPPLIES/NAME PLATE	
	11/11/14	20-3	P1500011-01	12578	1226 TPRINT		120.72	-120.72	BUSINESS CARDS, PRINTING,	
TOTAL		SUPPLIES				1,000.00	251.62	.00		748.38
24400						.00	.00	.00	BEGINNING BALANCE	
	09/12/14	11-1				.00			POSTED FROM BUDGET SYSTEM	
TOTAL		PERIODICALS				.00	.00	.00		.00
24625						.00	.00	.00	BEGINNING BALANCE	
	09/12/14	11-1				.00			POSTED FROM BUDGET SYSTEM	
TOTAL		REPAIRS				.00	.00	.00		.00

\* THERE IS A NOTE ASSOCIATED WITH THIS TRANSACTION

SUNGARD PENTAMATION  
 DATE: 11/11/2014  
 TIME: 12:46:13

ESU COORDINATING COUNCIL  
 EXPENDITURE AUDIT TRAIL

SELECTION CRITERIA: ALL  
 ACCOUNTING PERIODS: 1/15 THRU 3/15

SORTED BY: Fund,Department,Program

TOTALED ON: Fund,Department,Program

PAGE BREAKS ON: Fund

Fund - 01 - GENERAL FUND  
 Org Unit - 0110100000 - GENERAL ESUCC/ADM

ACCOUNT	DATE	T/C	Purchase O	REFERENCE	VENDOR	BUDGET	EXPENDITURES	ENCUMBRANCES	DESCRIPTION	CUMULATIVE BALANCE
24650						.00	.00	.00	BEGINNING BALANCE	
	09/12/14	11-1				750.00			POSTED FROM BUDGET SYSTEM	
TOTAL						750.00	.00	.00		750.00
24675						.00	.00	.00	BEGINNING BALANCE	
	09/12/14	11-1				.00			POSTED FROM BUDGET SYSTEM	
TOTAL						.00	.00	.00		.00
25000						.00	.00	.00	BEGINNING BALANCE	
	09/12/14	11-1				.00			POSTED FROM BUDGET SYSTEM	
TOTAL						.00	.00	.00		.00
25300						.00	.00	.00	BEGINNING BALANCE	
	09/12/14	11-1				1,500.00			POSTED FROM BUDGET SYSTEM	
TOTAL						1,500.00	.00	.00		1,500.00
25600						.00	.00	.00	BEGINNING BALANCE	
	09/12/14	11-1				2,500.00			POSTED FROM BUDGET SYSTEM	
	10/03/14	20-2	12491		1039 UNION BANK & TRU		34.99	.00	ESUCC COMPUTER HARDWARE	
TOTAL						2,500.00	34.99	.00		2,465.01
26000						.00	.00	.00	BEGINNING BALANCE	
	09/12/14	11-1				.00			POSTED FROM BUDGET SYSTEM	
TOTAL						.00	.00	.00		.00
26300						.00	.00	.00	BEGINNING BALANCE	
	09/12/14	11-1				15,050.00			POSTED FROM BUDGET SYSTEM	
	09/24/14	20-2	12464		1098 AESA		6,900.00	.00	ESUCC AESA DUES	
	10/03/14	20-2	12500		1042 NE COUNCIL OF SC		6,000.00	.00	ESUCC NCSA SPONSORSHIP	
	11/05/14	20-3	12539		1039 UNION BANK & TRU		900.00	.00	ESUCC NETA CONF DUES	
	11/05/14	20-3	12539		1039 UNION BANK & TRU		57.04	.00	ESUCC FEES	
	11/11/14	19-3	20150033				-900.00	.00	ESUCC/INTEL EXP ADJUSTMEN	
TOTAL						15,050.00	12,957.04	.00		2,092.96
26700						.00	.00	.00	BEGINNING BALANCE	
	09/12/14	11-1				26,644.00			POSTED FROM BUDGET SYSTEM	
	09/24/14	20-2	12470		1198 COMFORT INN		382.85	.00	ESUCC LODGING KEARNEY	
	09/24/14	20-2	12475		1061 DEB HERICKS		52.08	.00	ESUCC TRAVEL REIMB	

\* THERE IS A NOTE ASSOCIATED WITH THIS TRANSACTION

SUNGARD PENTAMATION  
 DATE: 11/11/2014  
 TIME: 12:46:13

ESU COORDINATING COUNCIL  
 EXPENDITURE AUDIT TRAIL

PAGE NUMBER: 6  
 AUDIT21

SELECTION CRITERIA: ALL  
 ACCOUNTING PERIODS: 1/15 THRU 3/15

SORTED BY: Fund,Department,Program

TOTALED ON: Fund,Department,Program

PAGE BREAKS ON: Fund

Fund - 01 - GENERAL FUND  
 Org Unit - 0110100000 - GENERAL ESUCC/ADM

ACCOUNT	DATE	T/C	Purchase O	REFERENCE	VENDOR	BUDGET	EXPENDITURES	ENCUMBRANCES	DESCRIPTION	CUMULATIVE BALANCE
26700	TRAVEL EXPENSES/MILEAGE (cont'd)									
	09/24/14	20-2		12475	1061 DEB HERICKS		208.32	.00	ESUCC TRAVEL REIMB	
	10/03/14	20-2		12491	1039 UNION BANK & TRU		5.00	.00	ESUCC TRAVEL	
	10/03/14	20-2		12491	1039 UNION BANK & TRU		2.00	.00	ESUCC TRAVEL	
	10/03/14	20-2		12491	1039 UNION BANK & TRU		42.36	.00	ESUCC TRAVEL	
	10/03/14	20-2		12509	1155 DAVE LUDWIG		420.70	.00	ESUCC TRAVEL REIMBURSEMEN	
	10/03/14	20-2		12509	1155 DAVE LUDWIG		1,283.52	.00	ESUCC TRAVEL REIMBURSEMEN	
	10/03/14	20-2		12511	1076 PRISCILLA QUINTA		94.36	.00	COOP TRAVEL REIMBURSEMENT	
	10/03/14	20-2		12512	1061 DEB HERICKS		200.48	.00	ESUCC TRAVEL REIMBURSEMEN	
	11/05/14	20-3		12539	1039 UNION BANK & TRU		8.00	.00	ESUCC TRAVEL	
	11/05/14	20-3		12539	1039 UNION BANK & TRU		8.00	.00	ESUCC TRAVEL	
	11/05/14	20-3		12539	1039 UNION BANK & TRU		4.00	.00	ESUCC TRAVEL	
	11/05/14	20-3		12539	1039 UNION BANK & TRU		13.75	.00	ESUCC TRAVEL	
	11/05/14	20-3		12539	1039 UNION BANK & TRU		24.88	.00	ESUCC TRAVEL	
	11/05/14	20-3		12555	1086 SCOTT ISAACSON		47.60	.00	ESUCC TRAVEL REIMB	
	11/05/14	20-3		12556	1061 DEB HERICKS		73.92	.00	ESUCC TRAVEL/EXP REIMB	
	11/11/14	20-3		12575	1155 DAVE LUDWIG		1,423.52	.00	ESUCC TRAVEL	
TOTAL	TRAVEL EXPENSES/MILEAGE					26,644.00	4,295.34	.00		22,348.66
26800	CONFERENCE/CONVENTION/MTG									
	09/12/14	11-1				7,500.00	.00	.00	BEGINNING BALANCE	
	10/03/14	20-2		12490	1067 EDUCATIONAL SERV		322.52	.00	POSTED FROM BUDGET SYSTEM	
	11/11/14	20-3		12574	1070 COUNTRY INN & SU		1,370.09	.00	ESUCC MEETINGS, FACILITY	
TOTAL	CONFERENCE/CONVENTION/MTG					7,500.00	1,692.61	.00	ESUCC MEETINGS	5,807.39
26850	PROGRAM PURCHASES									
	09/12/14	11-1				.00	.00	.00	BEGINNING BALANCE	
TOTAL	PROGRAM PURCHASES					.00	.00	.00	POSTED FROM BUDGET SYSTEM	.00
26900	CONTINGENCY									
	09/12/14	11-1				.00	.00	.00	BEGINNING BALANCE	
TOTAL	CONTINGENCY					.00	.00	.00	POSTED FROM BUDGET SYSTEM	.00
27000	TRANSFERS									
	09/12/14	11-1				27,220.00	.00	.00	BEGINNING BALANCE	
TOTAL	TRANSFERS					27,220.00	.00	.00	POSTED FROM BUDGET SYSTEM	27,220.00
TOTAL Program - ADMIN						275,228.00	54,666.95	.00		220,561.05
TOTAL Department - ESUCC/ADM						275,228.00	54,666.95	.00		220,561.05

\* THERE IS A NOTE ASSOCIATED WITH THIS TRANSACTION

SUNGARD PENTAMATION  
 DATE: 11/11/2014  
 TIME: 12:46:13

ESU COORDINATING COUNCIL  
 EXPENDITURE AUDIT TRAIL

PAGE NUMBER: 7  
 AUDIT21

SELECTION CRITERIA: ALL  
 ACCOUNTING PERIODS: 1/15 THRU 3/15

SORTED BY: Fund,Department,Program

TOTALED ON: Fund,Department,Program

PAGE BREAKS ON: Fund

Fund - 01 - GENERAL FUND  
 Org Unit - 0120100000 - GENERAL ADM GENERAL

ACCOUNT	DATE	T/C	Purchase O	REFERENCE	VENDOR	BUDGET	EXPENDITURES	ENCUMBRANCES	DESCRIPTION	CUMULATIVE BALANCE
01-20-100-000-0120100000 - GENERAL ADM GENERAL										
21100						.00	.00	.00	BEGINNING BALANCE	
	09/12/14	11-1				.00			POSTED FROM BUDGET SYSTEM	
TOTAL						.00	.00	.00		.00
22100						.00	.00	.00	BEGINNING BALANCE	
	09/12/14	11-1				.00			POSTED FROM BUDGET SYSTEM	
TOTAL						.00	.00	.00		.00
22200						.00	.00	.00	BEGINNING BALANCE	
	09/12/14	11-1				.00			POSTED FROM BUDGET SYSTEM	
TOTAL						.00	.00	.00		.00
22300						.00	.00	.00	BEGINNING BALANCE	
	09/12/14	11-1				.00			POSTED FROM BUDGET SYSTEM	
TOTAL						.00	.00	.00		.00
22305						.00	.00	.00	BEGINNING BALANCE	
	09/12/14	11-1				.00			POSTED FROM BUDGET SYSTEM	
TOTAL						.00	.00	.00		.00
22400						.00	.00	.00	BEGINNING BALANCE	
	09/12/14	11-1				.00			POSTED FROM BUDGET SYSTEM	
TOTAL						.00	.00	.00		.00
22600						.00	.00	.00	BEGINNING BALANCE	
	09/12/14	11-1				.00			POSTED FROM BUDGET SYSTEM	
TOTAL						.00	.00	.00		.00
22830						.00	.00	.00	BEGINNING BALANCE	
	09/12/14	11-1				.00			POSTED FROM BUDGET SYSTEM	
TOTAL						.00	.00	.00		.00
23180						.00	.00	.00	BEGINNING BALANCE	
	09/12/14	11-1				.00			POSTED FROM BUDGET SYSTEM	
TOTAL						.00	.00	.00		.00
23190						.00	.00	.00	BEGINNING BALANCE	

\* THERE IS A NOTE ASSOCIATED WITH THIS TRANSACTION

SUNGARD PENTAMATION  
 DATE: 11/11/2014  
 TIME: 12:46:13

ESU COORDINATING COUNCIL  
 EXPENDITURE AUDIT TRAIL

SELECTION CRITERIA: ALL  
 ACCOUNTING PERIODS: 1/15 THRU 3/15

SORTED BY: Fund,Department,Program

TOTALED ON: Fund,Department,Program

PAGE BREAKS ON: Fund

Fund - 01 - GENERAL FUND  
 Org Unit - 0120100000 - GENERAL ADM GENERAL

ACCOUNT	DATE	T/C	Purchase O	REFERENCE	VENDOR	BUDGET	EXPENDITURES	ENCUMBRANCES	DESCRIPTION	CUMULATIVE BALANCE
23190					PROFESSIONAL DEVELOPMENT (cont'd)					
	09/12/14	11-1				.00			POSTED FROM BUDGET SYSTEM	
TOTAL					PROFESSIONAL DEVELOPMENT	.00	.00	.00		.00
23240					UTILITIES	.00	.00	.00	BEGINNING BALANCE	
	09/12/14	11-1				.00			POSTED FROM BUDGET SYSTEM	
TOTAL					UTILITIES	.00	.00	.00		.00
23270					RENTAL/LEASES	.00	.00	.00	BEGINNING BALANCE	
	09/12/14	11-1				.00			POSTED FROM BUDGET SYSTEM	
TOTAL					RENTAL/LEASES	.00	.00	.00		.00
23280					INSURANCE/BONDS	.00	.00	.00	BEGINNING BALANCE	
	09/12/14	11-1				.00			POSTED FROM BUDGET SYSTEM	
TOTAL					INSURANCE/BONDS	.00	.00	.00		.00
23500					ADVERTISING	.00	.00	.00	BEGINNING BALANCE	
	09/12/14	11-1				.00			POSTED FROM BUDGET SYSTEM	
TOTAL					ADVERTISING	.00	.00	.00		.00
23525					PRINTING	.00	.00	.00	BEGINNING BALANCE	
	09/12/14	11-1				.00			POSTED FROM BUDGET SYSTEM	
TOTAL					PRINTING	.00	.00	.00		.00
23810					POSTAGE	.00	.00	.00	BEGINNING BALANCE	
	09/12/14	11-1				.00			POSTED FROM BUDGET SYSTEM	
TOTAL					POSTAGE	.00	.00	.00		.00
23820					PHONE	.00	.00	.00	BEGINNING BALANCE	
	09/12/14	11-1				.00			POSTED FROM BUDGET SYSTEM	
TOTAL					PHONE	.00	.00	.00		.00
23830					COMPUTER/INTERNET SERVICE	.00	.00	.00	BEGINNING BALANCE	
	09/12/14	11-1				.00			POSTED FROM BUDGET SYSTEM	
TOTAL					COMPUTER/INTERNET SERVICE	.00	.00	.00		.00
24100					SUPPLIES	.00	.00	.00	BEGINNING BALANCE	
	09/12/14	11-1				.00			POSTED FROM BUDGET SYSTEM	
TOTAL					SUPPLIES	.00	.00	.00		.00
24400					PERIODICALS	.00	.00	.00	BEGINNING BALANCE	

\* THERE IS A NOTE ASSOCIATED WITH THIS TRANSACTION

SUNGARD PENTAMATION  
 DATE: 11/11/2014  
 TIME: 12:46:13

ESU COORDINATING COUNCIL  
 EXPENDITURE AUDIT TRAIL

SELECTION CRITERIA: ALL  
 ACCOUNTING PERIODS: 1/15 THRU 3/15

SORTED BY: Fund,Department,Program

TOTALED ON: Fund,Department,Program

PAGE BREAKS ON: Fund

Fund - 01 - GENERAL FUND  
 Org Unit - 0120100000 - GENERAL ADM GENERAL

ACCOUNT	DATE	T/C	Purchase O	REFERENCE	VENDOR	BUDGET	EXPENDITURES	ENCUMBRANCES	DESCRIPTION	CUMULATIVE BALANCE
24400										
					(cont'd)					
	09/12/14			11-1		.00			POSTED FROM BUDGET SYSTEM	
TOTAL				PERIODICALS		.00	.00	.00		.00
24625						.00	.00	.00	BEGINNING BALANCE	
	09/12/14			11-1		.00			POSTED FROM BUDGET SYSTEM	
TOTAL				REPAIRS		.00	.00	.00		.00
24650						.00	.00	.00	BEGINNING BALANCE	
	09/12/14			11-1		.00			POSTED FROM BUDGET SYSTEM	
TOTAL				COMPUTER SOFTWARE/LICENSE		.00	.00	.00		.00
24675						.00	.00	.00	BEGINNING BALANCE	
	09/12/14			11-1		.00			POSTED FROM BUDGET SYSTEM	
TOTAL				LONG TERM PROJECTS		.00	.00	.00		.00
25300						.00	.00	.00	BEGINNING BALANCE	
	09/12/14			11-1		.00			POSTED FROM BUDGET SYSTEM	
TOTAL				FURNITURE AND EQUIPMENT		.00	.00	.00		.00
25600						.00	.00	.00	BEGINNING BALANCE	
	09/12/14			11-1		.00			POSTED FROM BUDGET SYSTEM	
TOTAL				COMPUTER HARDWARE		.00	.00	.00		.00
26300						.00	.00	.00	BEGINNING BALANCE	
	09/12/14			11-1		.00			POSTED FROM BUDGET SYSTEM	
TOTAL				DUES/FEES		.00	.00	.00		.00
26700						.00	.00	.00	BEGINNING BALANCE	
	09/12/14			11-1		.00			POSTED FROM BUDGET SYSTEM	
TOTAL				TRAVEL EXPENSES/MILEAGE		.00	.00	.00		.00
26800						.00	.00	.00	BEGINNING BALANCE	
	09/12/14			11-1		.00			POSTED FROM BUDGET SYSTEM	
TOTAL				CONFERENCE/CONVENTION/MTG		.00	.00	.00		.00
26900						.00	.00	.00	BEGINNING BALANCE	
	09/12/14			11-1		.00			POSTED FROM BUDGET SYSTEM	
TOTAL				CONTINGENCY		.00	.00	.00		.00

\* THERE IS A NOTE ASSOCIATED WITH THIS TRANSACTION

SUNGARD PENTAMATION  
 DATE: 11/11/2014  
 TIME: 12:46:13

ESU COORDINATING COUNCIL  
 EXPENDITURE AUDIT TRAIL

PAGE NUMBER: 10  
 AUDIT21

SELECTION CRITERIA: ALL  
 ACCOUNTING PERIODS: 1/15 THRU 3/15

SORTED BY: Fund,Department,Program

TOTALED ON: Fund,Department,Program

PAGE BREAKS ON: Fund

Fund - 01 - GENERAL FUND  
 Org Unit - 0120100000 - GENERAL ADM GENERAL

ACCOUNT	DATE	T/C	Purchase O	REFERENCE	VENDOR	BUDGET	EXPENDITURES	ENCUMBRANCES	DESCRIPTION	CUMULATIVE BALANCE
TOTAL	Program - ADMIN					.00	.00	.00		.00
TOTAL	Department - GENERAL					.00	.00	.00		.00
01-30-300-000-0130300000 - COOP COOP GENERAL										
21100	REGULAR SALARIES					.00	.00	.00	BEGINNING BALANCE	
	09/12/14	11-1				231,627.00			POSTED FROM BUDGET SYSTEM	
	10/03/14	20-2		12487	1064 EDUCATIONAL SERV		19,302.21	.00	COOP SALARIES	
	11/05/14	20-3		12541	1064 EDUCATIONAL SERV		26,550.30	.00	COOP SALARIES	
TOTAL	REGULAR SALARIES					231,627.00	45,852.51	.00		185,774.49
21200	SUB OR TEMP					.00	.00	.00	BEGINNING BALANCE	
	09/12/14	11-1				.00			POSTED FROM BUDGET SYSTEM	
TOTAL	SUB OR TEMP					.00	.00	.00		.00
22100	SOCIAL SECURITY					.00	.00	.00	BEGINNING BALANCE	
	09/12/14	11-1				15,709.00			POSTED FROM BUDGET SYSTEM	
	10/03/14	20-2		12487	1064 EDUCATIONAL SERV		1,272.84	.00	COOP SS/MEDICARE	
	11/05/14	20-3		12541	1064 EDUCATIONAL SERV		1,952.49	.00	COOP SS/MEDICARE	
TOTAL	SOCIAL SECURITY					15,709.00	3,225.33	.00		12,483.67
22200	RETIREMENT					.00	.00	.00	BEGINNING BALANCE	
	09/12/14	11-1				22,880.00			POSTED FROM BUDGET SYSTEM	
	10/03/14	20-2		12487	1064 EDUCATIONAL SERV		1,906.64	.00	COOP RETIREMENT	
	11/05/14	20-3		12541	1064 EDUCATIONAL SERV		1,053.40	.00	COOP RETIREMENT	
TOTAL	RETIREMENT					22,880.00	2,960.04	.00		19,919.96
22300	HEALTH INSURANCE					.00	.00	.00	BEGINNING BALANCE	
	09/12/14	11-1				.00			POSTED FROM BUDGET SYSTEM	
	11/05/14	20-3		12541	1064 EDUCATIONAL SERV		1,636.22	.00	COOP HEALTH INSURANCE	
TOTAL	HEALTH INSURANCE					.00	1,636.22	.00		-1,636.22
22305	FLEX SPEND					.00	.00	.00	BEGINNING BALANCE	
	09/12/14	11-1				.00			POSTED FROM BUDGET SYSTEM	
	11/05/14	20-3		12541	1064 EDUCATIONAL SERV		15.75	.00	COOP WAGE WORKS	
TOTAL	FLEX SPEND					.00	15.75	.00		-15.75
22400	WORK COMP					.00	.00	.00	BEGINNING BALANCE	

\* THERE IS A NOTE ASSOCIATED WITH THIS TRANSACTION

SUNGARD PENTAMATION  
 DATE: 11/11/2014  
 TIME: 12:46:13

ESU COORDINATING COUNCIL  
 EXPENDITURE AUDIT TRAIL

PAGE NUMBER: 11  
 AUDIT21

SELECTION CRITERIA: ALL  
 ACCOUNTING PERIODS: 1/15 THRU 3/15

SORTED BY: Fund,Department,Program

TOTALED ON: Fund,Department,Program

PAGE BREAKS ON: Fund

Fund - 01 - GENERAL FUND  
 Org Unit - 0130300000 - COOP COOP GENERAL

ACCOUNT	DATE	T/C	Purchase O	REFERENCE	VENDOR	BUDGET	EXPENDITURES	ENCUMBRANCES	DESCRIPTION	CUMULATIVE BALANCE
22400		WORK COMP			(cont'd)					
	09/12/14	11-1				1,390.00			POSTED FROM BUDGET SYSTEM	
	10/03/14	20-2		12487	1064 EDUCATIONAL SERV		115.79	.00	COOP WORK COMP	
	11/05/14	20-3		12541	1064 EDUCATIONAL SERV		159.28	.00	COOP WORK COMP	
TOTAL		WORK COMP				1,390.00	275.07	.00		1,114.93
22600		LIFE INSURANCE				.00	.00	.00	BEGINNING BALANCE	
	09/12/14	11-1				.00			POSTED FROM BUDGET SYSTEM	
TOTAL		LIFE INSURANCE				.00	.00	.00		.00
22830		UNEMPLOYMENT INS				.00	.00	.00	BEGINNING BALANCE	
	09/12/14	11-1				.00			POSTED FROM BUDGET SYSTEM	
	11/05/14	20-3		12541	1064 EDUCATIONAL SERV		139.50	.00	COOP UNEMPLOYMENT	
TOTAL		UNEMPLOYMENT INS				.00	139.50	.00		-139.50
23150		ACCOUNTING/AUDIT				.00	.00	.00	BEGINNING BALANCE	
	09/12/14	11-1				12,040.00			POSTED FROM BUDGET SYSTEM	
TOTAL		ACCOUNTING/AUDIT				12,040.00	.00	.00		12,040.00
23160		FISCAL MANAGEMENT FEE				.00	.00	.00	BEGINNING BALANCE	
	09/12/14	11-1				2,500.00			POSTED FROM BUDGET SYSTEM	
TOTAL		FISCAL MANAGEMENT FEE				2,500.00	.00	.00		2,500.00
23170		LEGAL SERVICES				.00	.00	.00	BEGINNING BALANCE	
	09/12/14	11-1				16,340.00			POSTED FROM BUDGET SYSTEM	
	10/03/14	20-2		12492	1040 HARDING & SHULTZ		1,634.75	.00	COOP LEGAL SERVICES	
	11/05/14	20-3		12542	1040 HARDING & SHULTZ		6,581.13	.00	COOP LEGAL SERVICES	
TOTAL		LEGAL SERVICES				16,340.00	8,215.88	.00		8,124.12
23180		CONTRACTED SERVICES				.00	.00	.00	BEGINNING BALANCE	
	09/12/14	11-1				3,115.00			POSTED FROM BUDGET SYSTEM	
	10/03/14	20-2		12499	1051 HARVILL ENTERPRI		40.00	.00	COOP CONTRACTED SERVICES	
	11/05/14	20-3		12533	1051 HARVILL ENTERPRI		40.00	.00	COOP CONTRACTED SERVICES	
	11/11/14	20-3		12569	1108 EDUCATIONAL SERV		5,607.13	.00	COOP CONTRACTED SERVICES	
TOTAL		CONTRACTED SERVICES				3,115.00	5,687.13	.00		-2,572.13
23190		PROFESSIONAL DEVELOPMENT				.00	.00	.00	BEGINNING BALANCE	
	09/12/14	11-1				.00			POSTED FROM BUDGET SYSTEM	
TOTAL		PROFESSIONAL DEVELOPMENT				.00	.00	.00		.00
23240		UTILITIES				.00	.00	.00	BEGINNING BALANCE	

\* THERE IS A NOTE ASSOCIATED WITH THIS TRANSACTION

SUNGARD PENTAMATION  
 DATE: 11/11/2014  
 TIME: 12:46:13

ESU COORDINATING COUNCIL  
 EXPENDITURE AUDIT TRAIL

PAGE NUMBER: 12  
 AUDIT21

SELECTION CRITERIA: ALL  
 ACCOUNTING PERIODS: 1/15 THRU 3/15

SORTED BY: Fund,Department,Program

TOTALED ON: Fund,Department,Program

PAGE BREAKS ON: Fund

Fund - 01 - GENERAL FUND  
 Org Unit - 0130300000 - COOP COOP GENERAL

ACCOUNT	DATE	T/C	Purchase O	REFERENCE	VENDOR	BUDGET	EXPENDITURES	ENCUMBRANCES	DESCRIPTION	CUMULATIVE BALANCE
23240		UTILITIES			(cont'd)					
	09/12/14	11-1				5,100.00			POSTED FROM BUDGET SYSTEM	
TOTAL		UTILITIES				5,100.00	.00	.00		5,100.00
23270		RENTAL/LEASES				.00	.00	.00	BEGINNING BALANCE	
	09/12/14	11-1				11,397.00			POSTED FROM BUDGET SYSTEM	
	09/24/14	20-2	12463		1041 NE ASSOCIATION O		258.34	.00	COOP RENT LINCOLN	
	10/03/14	20-2	12487		1064 EDUCATIONAL SERV		1,104.00	.00	COOP RENT	
	10/03/14	20-2	12488		1057 EDUCATIONAL SERV		233.39	.00	COOP RENT OMAHA	
	10/03/14	20-2	12493		1041 NE ASSOCIATION O		258.34	.00	COOP RENT LINCOLN, SEPT	
	10/03/14	20-2	12493		1041 NE ASSOCIATION O		258.34	.00	COOP RENT LINCOLN, OCT	
	11/05/14	20-3	12541		1064 EDUCATIONAL SERV		1,104.00	.00	COOP RENT AINSWORTH	
	11/05/14	20-3	12535		1057 EDUCATIONAL SERV		90.65	.00	COOP RENT OMAHA	
	11/11/14	20-3	12565		1041 NE ASSOCIATION O		258.34	.00	COOP RENT LINCOLN	
TOTAL		RENTAL/LEASES				11,397.00	3,565.40	.00		7,831.60
23280		INSURANCE/BONDS				.00	.00	.00	BEGINNING BALANCE	
	09/12/14	11-1				5,800.00			POSTED FROM BUDGET SYSTEM	
	10/03/14	20-2	12487		1064 EDUCATIONAL SERV		32.00	.00	COOP INSURANCE/BONDS	
	11/05/14	20-3	12541		1064 EDUCATIONAL SERV		32.00	.00	COOP BOND/INSURANCE	
TOTAL		INSURANCE/BONDS				5,800.00	64.00	.00		5,736.00
23500		ADVERTISING				.00	.00	.00	BEGINNING BALANCE	
	09/12/14	11-1				3,000.00			POSTED FROM BUDGET SYSTEM	
	10/03/14	20-2	12497		1065 OMAHA WORLD HERA		752.50	.00	COOP BID ADVERTISING	
TOTAL		ADVERTISING				3,000.00	752.50	.00		2,247.50
23525		PRINTING				.00	.00	.00	BEGINNING BALANCE	
	09/12/14	11-1				800.00			POSTED FROM BUDGET SYSTEM	
	10/03/14	20-2	12487		1064 EDUCATIONAL SERV		17.50	.00	COOP COPIER/PRINTING	
	11/05/14	20-3	12541		1064 EDUCATIONAL SERV		27.43	.00	COOP PRINTING/COPIER	
	11/05/14	20-3	12534		1050 BISHOP BUSINESS		20.86	.00	COOP PRINTING LINCOLN	
TOTAL		PRINTING				800.00	65.79	.00		734.21
23810		POSTAGE				.00	.00	.00	BEGINNING BALANCE	
	09/12/14	11-1				7,000.00			POSTED FROM BUDGET SYSTEM	
	11/03/14	19-2	20150031				268.59	.00	POSTAGE USAGE	
TOTAL		POSTAGE				7,000.00	268.59	.00		6,731.41
23820		PHONE				.00	.00	.00	BEGINNING BALANCE	

\* THERE IS A NOTE ASSOCIATED WITH THIS TRANSACTION

SUNGARD PENTAMATION  
 DATE: 11/11/2014  
 TIME: 12:46:13

ESU COORDINATING COUNCIL  
 EXPENDITURE AUDIT TRAIL

PAGE NUMBER: 13  
 AUDIT21

SELECTION CRITERIA: ALL  
 ACCOUNTING PERIODS: 1/15 THRU 3/15

SORTED BY: Fund,Department,Program

TOTALED ON: Fund,Department,Program

PAGE BREAKS ON: Fund

Fund - 01 - GENERAL FUND  
 Org Unit - 0130300000 - COOP COOP GENERAL

ACCOUNT	DATE	T/C	Purchase O	REFERENCE	VENDOR	BUDGET	EXPENDITURES	ENCUMBRANCES	DESCRIPTION	CUMULATIVE BALANCE
23820		PHONE			(cont'd)					
	09/12/14	11-1				800.00			POSTED FROM BUDGET SYSTEM	
	10/03/14	20-2		12487	1064 EDUCATIONAL SERV		84.00	.00	COOP PHONE	
	10/03/14	20-2		12494	1045 AT CONFERENCE		6.27	.00	COOP PHONE EXP	
	10/03/14	20-2		12495	1044 TIME WARNER CABL		65.48	.00	COOP PHONE LINCOLN	
	11/05/14	20-3		12541	1064 EDUCATIONAL SERV		84.00	.00	COOP PHONE AINSWORTH	
	11/05/14	20-3		12532	1044 TIME WARNER CABL		66.84	.00	COOP PHONE LINCOLN	
	11/11/14	20-3		12567	1045 AT CONFERENCE		38.32	.00	COOP PHONE CONF	
TOTAL		PHONE				800.00	344.91	.00		455.09
23830		COMPUTER/INTERNET SERVICE				.00	.00	.00	BEGINNING BALANCE	
	09/12/14	11-1				6,878.00		.00	POSTED FROM BUDGET SYSTEM	
	10/03/14	20-2		12495	1044 TIME WARNER CABL		73.05	.00	COOP INTERNET LINCOLN	
	11/05/14	20-3		12532	1044 TIME WARNER CABL		74.39	.00	COOP INTERNET LINCOLN	
TOTAL		COMPUTER/INTERNET SERVICE				6,878.00	147.44	.00		6,730.56
24100		SUPPLIES				.00	.00	.00	BEGINNING BALANCE	
	09/12/14	11-1				3,000.00		.00	POSTED FROM BUDGET SYSTEM	
	09/24/14	20-2		12477	1133 NATIONAL ART & S		16.02	.00	COOP SUPPLIES	
	10/03/14	20-2		12507	1215 MIDWEST CONNECT		175.00	.00	COOP OFFICE SUPPLIES	
	11/10/14	17-2	P1500011-01		1226 TPRINT			120.72	BUSINESS CARDS, PRINTING,	
	11/05/14	20-3		12536	1062 STAPLES ADVANTAG		173.73	.00	COOP SUPPLIES	
	11/05/14	20-3		12544	1215 MIDWEST CONNECT		50.00	.00	COOP SUPPLIES	
	11/05/14	20-3		12564	1220 ACCO BRANDS DIRE		27.88	.00	COOP SUPPLIES	
	11/11/14	20-3		12577	1215 MIDWEST CONNECT		17.00	.00	COOP SUPPLIES	
	11/11/14	20-3	P1500011-01	12578	1226 TPRINT		120.72	-120.72	BUSINESS CARDS, PRINTING,	
TOTAL		SUPPLIES				3,000.00	580.35	.00		2,419.65
24400		PERIODICALS				.00	.00	.00	BEGINNING BALANCE	
	09/12/14	11-1				.00		.00	POSTED FROM BUDGET SYSTEM	
TOTAL		PERIODICALS				.00	.00	.00		.00
24625		REPAIRS				.00	.00	.00	BEGINNING BALANCE	
	09/12/14	11-1				.00		.00	POSTED FROM BUDGET SYSTEM	
TOTAL		REPAIRS				.00	.00	.00		.00
24650		COMPUTER SOFTWARE/LICENSE				.00	.00	.00	BEGINNING BALANCE	
	09/12/14	11-1				230,500.00		.00	POSTED FROM BUDGET SYSTEM	
TOTAL		COMPUTER SOFTWARE/LICENSE				230,500.00	.00	.00		230,500.00
24675		LONG TERM PROJECTS				.00	.00	.00	BEGINNING BALANCE	

\* THERE IS A NOTE ASSOCIATED WITH THIS TRANSACTION

SUNGARD PENTAMATION  
 DATE: 11/11/2014  
 TIME: 12:46:13

ESU COORDINATING COUNCIL  
 EXPENDITURE AUDIT TRAIL

PAGE NUMBER: 14  
 AUDIT21

SELECTION CRITERIA: ALL  
 ACCOUNTING PERIODS: 1/15 THRU 3/15

SORTED BY: Fund,Department,Program

TOTALED ON: Fund,Department,Program

PAGE BREAKS ON: Fund

Fund - 01 - GENERAL FUND  
 Org Unit - 0130300000 - COOP COOP GENERAL

ACCOUNT	DATE	T/C	Purchase O	REFERENCE	VENDOR	BUDGET	EXPENDITURES	ENCUMBRANCES	DESCRIPTION	CUMULATIVE BALANCE
24675										
	09/12/14	11-1				.00			POSTED FROM BUDGET SYSTEM	
TOTAL						.00	.00	.00		.00
25300						.00	.00	.00	BEGINNING BALANCE	
	09/12/14	11-1				.00			POSTED FROM BUDGET SYSTEM	
TOTAL						.00	.00	.00		.00
25600						.00	.00	.00	BEGINNING BALANCE	
	09/12/14	11-1				.00			POSTED FROM BUDGET SYSTEM	
TOTAL						.00	.00	.00		.00
26300						.00	.00	.00	BEGINNING BALANCE	
	09/12/14	11-1				3,000.00			POSTED FROM BUDGET SYSTEM	
TOTAL						3,000.00	.00	.00		3,000.00
26600						.00	.00	.00	BEGINNING BALANCE	
	09/12/14	11-1				.00			POSTED FROM BUDGET SYSTEM	
TOTAL						.00	.00	.00		.00
26700						.00	.00	.00	BEGINNING BALANCE	
	09/12/14	11-1				15,000.00			POSTED FROM BUDGET SYSTEM	
	09/24/14	20-2	12474		1073 RODEWAY INN		125.98	.00	COOP LODGING SCHNEIDER	
	10/03/14	20-2	12491		1039 UNION BANK & TRU		17.43	.00	COOP TRAVEL	
	10/03/14	20-2	12511		1076 PRISCILLA QUINTA		94.36	.00	ESUCC TRAVEL REIMBURSEMEN	
	10/03/14	20-2	12519		1211 KIP SCHNEIDER		3,322.32	.00	COOP TRAVEL/EXPENSE REIMB	
	10/06/14	20-2	12519		1211 KIP SCHNEIDER		-3,322.32	.00	COOP TRAVEL/EXPENSE REIMB	
	10/06/14	20-2	12519		1211 KIP SCHNEIDER		3,322.48	.00	COOP TRAVEL/EXPENSE REIMB	
	11/05/14	20-3	12550		1073 RODEWAY INN		125.98	.00	COOP TRAVEL/LODGING	
	11/05/14	20-3	12550		1073 RODEWAY INN		62.99	.00	COOP TRAVEL/LODGING	
	11/05/14	20-3	12552		1072 HOLIDAY INN EXPR		83.00	.00	COOP TRAVEL/LODGING	
	11/05/14	20-3	12559		1101 CRAIG PETERSON		27.77	.00	COOP TRAVEL/EXP REIMB	
	11/05/14	20-3	12559		1101 CRAIG PETERSON		21.70	.00	COOP TRAVEL/EXP REIMB	
	11/05/14	20-3	12560		1077 BRENDA KONKOLESK		176.96	.00	COOP TRAVEL/EXP REIMB	
TOTAL						15,000.00	4,058.65	.00		10,941.35
26800						.00	.00	.00	BEGINNING BALANCE	
	09/12/14	11-1				5,000.00			POSTED FROM BUDGET SYSTEM	
	11/05/14	20-3	12539		1039 UNION BANK & TRU		350.00	.00	COOP AEPA CONF FEE	
	11/05/14	20-3	12539		1039 UNION BANK & TRU		536.94	.00	AEPA CONF - SHARTON	

\* THERE IS A NOTE ASSOCIATED WITH THIS TRANSACTION

SUNGARD PENTAMATION  
 DATE: 11/11/2014  
 TIME: 12:46:13

ESU COORDINATING COUNCIL  
 EXPENDITURE AUDIT TRAIL

PAGE NUMBER: 15  
 AUDIT21

SELECTION CRITERIA: ALL  
 ACCOUNTING PERIODS: 1/15 THRU 3/15

SORTED BY: Fund,Department,Program

TOTALED ON: Fund,Department,Program

PAGE BREAKS ON: Fund

Fund - 01 - GENERAL FUND  
 Org Unit - 0130300000 - COOP COOP GENERAL

ACCOUNT	DATE	T/C	Purchase O	REFERENCE	VENDOR	BUDGET	EXPENDITURES	ENCUMBRANCES	DESCRIPTION	CUMULATIVE BALANCE
26800									CONFERENCE/CONVENTION/MTG (cont'd)	
	11/05/14	20-3		12539	1039 UNION BANK & TRU		934.20	.00	AEPA CONF/MEETING	
	11/05/14	20-3		12547	1067 EDUCATIONAL SERV		211.20	.00	COOP SCHOOL ADVISORY MTG	
TOTAL						5,000.00	2,032.34	.00		2,967.66
26850						.00	.00	.00	BEGINNING BALANCE	
	09/10/14	17-1	P1500002-01		1038 WORLD BOOK			176.00	AMHERST PUBLIC SCHOOLS	
	09/10/14	17-1	P1500002-02		1038 WORLD BOOK			134.75	ANSELMO-MERNA PUBLIC SCHO	
	09/10/14	17-1	P1500002-03		1038 WORLD BOOK			68.75	ARNOLD PUBLIC SCHOOLS	
	09/10/14	17-1	P1500002-04		1038 WORLD BOOK			469.70	BROKEN BOW PUBLIC SCHOOLS	
	09/10/14	17-1	P1500002-05		1038 WORLD BOOK			84.15	BURWELL PUBLIC SCHOOLS	
	09/10/14	17-1	P1500002-06		1038 WORLD BOOK			255.75	CENTURA PUBLIC SCHOOLS	
	09/10/14	17-1	P1500002-07		1038 WORLD BOOK			462.55	COZAD COMMUNITY SCHOOLS	
	09/10/14	17-1	P1500002-08		1038 WORLD BOOK			176.00	ELM CREEK PUBLIC SCHOOLS	
	09/10/14	17-1	P1500002-09		1038 WORLD BOOK			56.10	FAITH CHRISTIAN SCHOOL	
	09/10/14	17-1	P1500002-10		1038 WORLD BOOK			322.30	GIBBON PUBLIC SCHOOLS	
	09/10/14	17-1	P1500002-11		1038 WORLD BOOK			495.00	GOTHENBURG PUBLIC SCHOOLS	
	09/10/14	17-1	P1500002-12		1038 WORLD BOOK			67.65	GREELEY-WOLBACH-NORTH LOU	
	09/10/14	17-1	P1500002-13		1038 WORLD BOOK			178.75	KEARNEY CATHOLIC HIGH SCH	
	09/10/14	17-1	P1500002-14		1038 WORLD BOOK			2,860.00	KEARNEY PUBLIC SCHOOLS	
	09/10/14	17-1	P1500002-15		1038 WORLD BOOK			1,650.00	LEXINGTON PUBLIC SCHOOLS	
	09/10/14	17-1	P1500002-16		1038 WORLD BOOK			55.00	LITCHFILED PUBLIC SCHOOLS	
	09/10/14	17-1	P1500002-17		1038 WORLD BOOK			165.00	LOUP CITY PUBLIC SCHOOLS	
	09/10/14	17-1	P1500002-18		1038 WORLD BOOK			160.60	OVERTON PUBLIC SCHOOLS	
	09/10/14	17-1	P1500002-19		1038 WORLD BOOK			121.00	PLEASANTON PUBLIC SCHOOLS	
	09/10/14	17-1	P1500002-20		1038 WORLD BOOK			247.50	RAVENNA PUBLIC SCHOOLS	
	09/10/14	17-1	P1500002-21		1038 WORLD BOOK			132.00	RIVERSIDE PUBLIC SCHOOLS	
	09/10/14	17-1	P1500002-22		1038 WORLD BOOK			57.75	SANDHILLS PUBLIC SCHOOLS	
	09/10/14	17-1	P1500002-23		1038 WORLD BOOK			96.25	SARGENT PUBLIC SCHOOLS	
	09/10/14	17-1	P1500002-24		1038 WORLD BOOK			165.00	SHELTON PUBLIC SCHOOLS	
	09/10/14	17-1	P1500002-25		1038 WORLD BOOK			374.00	ST. PAUL PUBLIC SCHOOLS	
	09/10/14	17-1	P1500002-26		1038 WORLD BOOK			266.20	WOOD RIVER RURAL SCHOOLS	
	09/10/14	17-1	P1500003-01		1038 WORLD BOOK			156.75	ALMA PUBLIC SCHOOL	
	09/10/14	17-1	P1500003-02		1038 WORLD BOOK			156.75	ARAPAHOE PUBLIC SCHOOLS	
	09/10/14	17-1	P1500003-03		1038 WORLD BOOK			145.75	AXTELL PUBLIC SCHOOL	
	09/10/14	17-1	P1500003-04		1038 WORLD BOOK			140.25	BERTRAND PUBLIC SCHOOLS	
	09/10/14	17-1	P1500003-05		1038 WORLD BOOK			115.50	ELWOOD PUBLIC SCHOOLS	
	09/10/14	17-1	P1500003-06		1038 WORLD BOOK			107.80	EUSTIS-FARNAM PUBLIC SCHO	
	09/10/14	17-1	P1500003-07		1038 WORLD BOOK			165.00	FRANKLIN PUBLIC SCHOOLS	
	09/10/14	17-1	P1500003-08		1038 WORLD BOOK			598.40	HOLDREGE PUBLIC SCHOOLS	

\* THERE IS A NOTE ASSOCIATED WITH THIS TRANSACTION

SUNGARD PENTAMATION  
 DATE: 11/11/2014  
 TIME: 12:46:13

ESU COORDINATING COUNCIL  
 EXPENDITURE AUDIT TRAIL

PAGE NUMBER: 16  
 AUDIT21

SELECTION CRITERIA: ALL  
 ACCOUNTING PERIODS: 1/15 THRU 3/15

SORTED BY: Fund,Department,Program

TOTALED ON: Fund,Department,Program

PAGE BREAKS ON: Fund

Fund - 01 - GENERAL FUND  
 Org Unit - 0130300000 - COOP COOP GENERAL

ACCOUNT	DATE	T/C	Purchase O	REFERENCE	VENDOR	BUDGET	EXPENDITURES	ENCUMBRANCES	DESCRIPTION	CUMULATIVE BALANCE
26850			PROGRAM PURCHASES	(cont'd)						
	09/10/14	17-1	P1500003-09		1038 WORLD BOOK			121.00	LOOMIS PUBLIC SCHOOLS	
	09/10/14	17-1	P1500003-10		1038 WORLD BOOK			407.00	MINDEN PUBLIC SCHOOLS	
	09/10/14	17-1	P1500003-11		1038 WORLD BOOK			244.75	SOUTHERN VALLEY SCHOOLS	
	09/10/14	17-1	P1500003-12		1038 WORLD BOOK			115.50	WILCOX-HILDRETH PUBLIC SC	
	09/10/14	17-1	P1500004-01		1038 WORLD BOOK			838.75	ALLIANCE PUBLIC SCHOOLS	
	09/10/14	17-1	P1500004-02		1038 WORLD BOOK			236.50	BAYARD SCHOOL	
	09/10/14	17-1	P1500004-03		1038 WORLD BOOK			27.50	BRIDGEPORT SCHOOL	
	09/10/14	17-1	P1500004-04		1038 WORLD BOOK			488.95	CHADRON SCHOOLS	
	09/10/14	17-1	P1500004-05		1038 WORLD BOOK			132.00	CRAWFORD SCHOOL	
	09/10/14	17-1	P1500004-06		1038 WORLD BOOK			137.50	CREEK VALLEY SCHOOLS	
	09/10/14	17-1	P1500004-07		1038 WORLD BOOK			57.75	GARDEN COUNTY SCHOOLS	
	09/10/14	17-1	P1500004-08		1038 WORLD BOOK			1,122.55	GERING PUBLIC SCHOOLS	
	09/10/14	17-1	P1500004-09		1038 WORLD BOOK			105.60	GORDON / RUSHVILLE HIGH	
	09/10/14	17-1	P1500004-10		1038 WORLD BOOK			86.90	HAY SPRINGS SCHOOL	
	09/10/14	17-1	P1500004-11		1038 WORLD BOOK			209.00	HEMINGFORD SCHOOL	
	09/10/14	17-1	P1500004-12		1038 WORLD BOOK			115.50	LEYTON PUBLIC SCHOOLS	
	09/10/14	17-1	P1500004-13		1038 WORLD BOOK			118.25	MINATARE HIGH SCHOOL	
	09/10/14	17-1	P1500004-14		1038 WORLD BOOK			350.90	MITCHELL SCHOOL	
	09/10/14	17-1	P1500004-15		1038 WORLD BOOK			192.50	MORRILL SCHOOL	
	09/10/14	17-1	P1500004-16		1038 WORLD BOOK			107.80	POTTER-DIX PUBLIC SCHOOLS	
	09/10/14	17-1	P1500004-17		1038 WORLD BOOK			1,650.00	SCOTTSBLUFF PUBLIC SCHOOL	
	09/10/14	17-1	P1500004-18		1038 WORLD BOOK			59.95	SIoux COUNTY SCHOOLS	
	09/10/14	17-1	P1500005-01		1038 WORLD BOOK			206.25	DUNDY COUNTY-STRATTON PUB	
	09/10/14	17-1	P1500005-02		1038 WORLD BOOK			54.45	HAYES CENTER PUBLIC SCHOO	
	09/10/14	17-1	P1500005-03		1038 WORLD BOOK			82.50	MAYWOOD PUBLIC SCHOOLS	
	09/10/14	17-1	P1500005-04		1038 WORLD BOOK			107.25	MEDICINE VALLEY PUBLIC SC	
	09/10/14	17-1	P1500005-05		1038 WORLD BOOK			162.25	SOUTHWEST PUBLIC SCHOOLS	
	09/10/14	17-1	P1500005-06		1038 WORLD BOOK			111.65	WAUNETA-PALISADE SCHOOLS	
	09/10/14	17-1	P1500005-07		1038 WORLD BOOK			154.00	HITCHCOCK COUNTY SCHOOLS	
	09/10/14	17-1	P1500006-01		1038 WORLD BOOK			55.00	ARTHUR COUNTY SCHOOLS	
	09/10/14	17-1	P1500006-02		1038 WORLD BOOK			285.45	HERSHEY PUBLIC SCHOOLS	
	09/10/14	17-1	P1500006-03		1038 WORLD BOOK			55.00	MCPHERSON COUNTY SCHOOLS	
	09/10/14	17-1	P1500006-04		1038 WORLD BOOK			90.20	MULLEN PUBLIC SCHOOLS	
	09/10/14	17-1	P1500006-05		1038 WORLD BOOK			2,260.50	NORTH PLATTE PUBLIC SCHOO	
	09/10/14	17-1	P1500006-06		1038 WORLD BOOK			82.50	PAXTON CONSOLIDATED SCHOO	
	09/10/14	17-1	P1500006-07		1038 WORLD BOOK			204.05	PERKINS COUNTY SCHOOLS	
	09/10/14	17-1	P1500006-08		1038 WORLD BOOK			104.50	STAPLETON PUBLIC SCHOOLS	
	09/10/14	17-1	P1500006-09		1038 WORLD BOOK			90.75	SUTHERLAND PUBLIC SCHOOLS	
	09/10/14	17-1	P1500007-01		1038 WORLD BOOK			154.00	JOHNSON-BROCK PUBLIC SCHO	

\* THERE IS A NOTE ASSOCIATED WITH THIS TRANSACTION





SUNGARD PENTAMATION  
 DATE: 11/11/2014  
 TIME: 12:46:13

ESU COORDINATING COUNCIL  
 EXPENDITURE AUDIT TRAIL

PAGE NUMBER: 19  
 AUDIT21

SELECTION CRITERIA: ALL  
 ACCOUNTING PERIODS: 1/15 THRU 3/15

SORTED BY: Fund,Department,Program

TOTALED ON: Fund,Department,Program

PAGE BREAKS ON: Fund

Fund - 01 - GENERAL FUND  
 Org Unit - 0130300000 - COOP COOP GENERAL

ACCOUNT	DATE	T/C	Purchase O	REFERENCE	VENDOR	BUDGET	EXPENDITURES	ENCUMBRANCES	DESCRIPTION	CUMULATIVE BALANCE
26850			PROGRAM PURCHASES	(cont'd)						
	10/03/14	20-2	P1500006-05	12526	1038 WORLD BOOK		2,260.50	-2,260.50	NORTH PLATTE PUBLIC SCHOO	
	10/03/14	20-2	P1500006-06	12526	1038 WORLD BOOK		82.50	-82.50	PAXTON CONSOLIDATED SCHOO	
	10/03/14	20-2	P1500006-07	12526	1038 WORLD BOOK		204.05	-204.05	PERKINS COUNTY SCHOOLS	
	10/03/14	20-2	P1500006-08	12526	1038 WORLD BOOK		104.50	-104.50	STAPLETON PUBLIC SCHOOLS	
	10/03/14	20-2	P1500006-09	12526	1038 WORLD BOOK		90.75	-90.75	SUTHERLAND PUBLIC SCHOOLS	
	10/03/14	20-2	P1500007-01	12527	1038 WORLD BOOK		154.00	-154.00	JOHNSON-BROCK PUBLIC SCHO	
	10/03/14	20-2	P1500007-02	12527	1038 WORLD BOOK		372.35	-372.35	SYRACUSE PUBLIC SCHOOLS	
	10/03/14	20-2	P1500007-03	12527	1038 WORLD BOOK		283.80	-283.80	JOHNSON COUNTY CENTRAL PU	
	10/03/14	20-2	P1500007-04	12527	1038 WORLD BOOK		553.30	-553.30	NEBRASKA CITY SCHOOLS	
	10/03/14	20-2	P1500008-01	12527	1038 WORLD BOOK		1,210.00	-1,210.00	BEATRICE PUBLIC SCHOOLS	
	10/03/14	20-2	P1500008-02	12527	1038 WORLD BOOK		93.50	-93.50	BRUNING-DAVENPORT UNIFIED	
	10/03/14	20-2	P1500008-03	12527	1038 WORLD BOOK		137.50	-137.50	DILLER-ODELL PUBLIC SCHOO	
	10/03/14	20-2	P1500008-04	12527	1038 WORLD BOOK		120.45	-120.45	MERIDIAN PUBLIC SCHOOLS	
	10/03/14	20-2	P1500008-05	12527	1038 WORLD BOOK		206.25	-206.25	SOUTHERN PUBLIC SCHOOLS	
	10/03/14	20-2	P1500008-06	12527	1038 WORLD BOOK		192.50	-192.50	TRI COUNTY PUBLIC SCHOOLS	
	10/03/14	20-2	P1500009-01	12527	1038 WORLD BOOK		92.40	-92.40	EXETER-MILLIGAN PUBLIC SC	
TOTAL			PROGRAM PURCHASES			1,700,000.00	25,332.45	.00		1,674,667.55
26900			CONTINGENCY			.00	.00	.00	BEGINNING BALANCE	
	09/12/14	11-1				.00			POSTED FROM BUDGET SYSTEM	
TOTAL			CONTINGENCY			.00	.00	.00		.00
TOTAL Program - COOP						2,302,876.00	105,219.85	.00		2,197,656.15
TOTAL Department - COOP						2,302,876.00	105,219.85	.00		2,197,656.15
01-40-400-000-0140400000									SRS SRS GENERAL	
21100			REGULAR SALARIES			.00	.00	.00	BEGINNING BALANCE	
	09/12/14	11-1				265,335.00			POSTED FROM BUDGET SYSTEM	
	10/03/14	20-2		12487	1064 EDUCATIONAL SERV		13,020.28	.00	SRS SALARIES	
	11/05/14	20-3		12541	1064 EDUCATIONAL SERV		13,020.28	.00	SRS SALARIES	
TOTAL			REGULAR SALARIES			265,335.00	26,040.56	.00		239,294.44
21200			SUB OR TEMP			.00	.00	.00	BEGINNING BALANCE	
	09/12/14	11-1				.00			POSTED FROM BUDGET SYSTEM	
TOTAL			SUB OR TEMP			.00	.00	.00		.00
22100			SOCIAL SECURITY			.00	.00	.00	BEGINNING BALANCE	

\* THERE IS A NOTE ASSOCIATED WITH THIS TRANSACTION





SUNGARD PENTAMATION  
 DATE: 11/11/2014  
 TIME: 12:46:13

ESU COORDINATING COUNCIL  
 EXPENDITURE AUDIT TRAIL

PAGE NUMBER: 22  
 AUDIT21

SELECTION CRITERIA: ALL  
 ACCOUNTING PERIODS: 1/15 THRU 3/15

SORTED BY: Fund,Department,Program

TOTALED ON: Fund,Department,Program

PAGE BREAKS ON: Fund

Fund - 01 - GENERAL FUND  
 Org Unit - 0140400000 - SRS SRS GENERAL

ACCOUNT	DATE	T/C	Purchase O	REFERENCE	VENDOR	BUDGET	EXPENDITURES	ENCUMBRANCES	DESCRIPTION	CUMULATIVE BALANCE
23525						.00	.00	.00	BEGINNING BALANCE	
	09/12/14	11-1				100.00			POSTED FROM BUDGET SYSTEM	
	11/05/14	20-3		12534	1050 BISHOP BUSINESS		41.73	.00	SRS PRINTING LINCOLN	
TOTAL		PRINTING				100.00	41.73	.00		58.27
23810						.00	.00	.00	BEGINNING BALANCE	
	09/12/14	11-1				50.00			POSTED FROM BUDGET SYSTEM	
	10/03/14	20-2		12514	1111 WADE FRUHLING		1.61	.00	SRS POSTAGE	
	11/03/14	19-2		20150031			4.80	.00	POSTAGE USAGE	
TOTAL		POSTAGE				50.00	6.41	.00		43.59
23820						.00	.00	.00	BEGINNING BALANCE	
	09/12/14	11-1				3,709.00			POSTED FROM BUDGET SYSTEM	
	10/03/14	20-2		12495	1044 TIME WARNER CABL		130.98	.00	SRS PHONE LINCOLN	
	10/03/14	20-2		12496	1047 AT&T MOBILITY		176.24	.00	SRS MOBILE PHONE EXPENSE	
	11/05/14	20-3		12538	1047 AT&T MOBILITY		180.96	.00	SRS CELL PHONES	
	11/05/14	20-3		12532	1044 TIME WARNER CABL		133.69	.00	SRS PHONE LINCOLN	
TOTAL		PHONE				3,709.00	621.87	.00		3,087.13
23830						.00	.00	.00	BEGINNING BALANCE	
	09/12/14	11-1				3,998.00			POSTED FROM BUDGET SYSTEM	
	10/03/14	20-2		12495	1044 TIME WARNER CABL		146.08	.00	SRS INTERNET LINCOLN	
	11/05/14	20-3		12532	1044 TIME WARNER CABL		148.79	.00	SRS INTERNET LINCOLN	
TOTAL		COMPUTER/INTERNET SERVICE				3,998.00	294.87	.00		3,703.13
24100						.00	.00	.00	BEGINNING BALANCE	
	09/12/14	11-1				500.00			POSTED FROM BUDGET SYSTEM	
	11/10/14	17-2	P1500011-01		1226 TPRINT			60.36	BUSINESS CARDS, PRINTING,	
	11/11/14	20-3	P1500011-01	12578	1226 TPRINT		60.36	-60.36	BUSINESS CARDS, PRINTING,	
TOTAL		SUPPLIES				500.00	60.36	.00		439.64
24400						.00	.00	.00	BEGINNING BALANCE	
	09/12/14	11-1				.00			POSTED FROM BUDGET SYSTEM	
TOTAL		PERIODICALS				.00	.00	.00		.00
24625						.00	.00	.00	BEGINNING BALANCE	
	09/12/14	11-1				.00			POSTED FROM BUDGET SYSTEM	
TOTAL		REPAIRS				.00	.00	.00		.00

\* THERE IS A NOTE ASSOCIATED WITH THIS TRANSACTION

SUNGARD PENTAMATION  
 DATE: 11/11/2014  
 TIME: 12:46:13

ESU COORDINATING COUNCIL  
 EXPENDITURE AUDIT TRAIL

SELECTION CRITERIA: ALL  
 ACCOUNTING PERIODS: 1/15 THRU 3/15

SORTED BY: Fund,Department,Program

TOTALED ON: Fund,Department,Program

PAGE BREAKS ON: Fund

Fund - 01 - GENERAL FUND  
 Org Unit - 0140400000 - SRS SRS GENERAL

ACCOUNT	DATE	T/C	Purchase O	REFERENCE	VENDOR	BUDGET	EXPENDITURES	ENCUMBRANCES	DESCRIPTION	CUMULATIVE BALANCE
24650						.00	.00	.00	BEGINNING BALANCE	
	09/12/14	11-1				3,900.00			POSTED FROM BUDGET SYSTEM	
TOTAL						3,900.00	.00	.00		3,900.00
24675						.00	.00	.00	BEGINNING BALANCE	
	09/12/14	11-1				.00			POSTED FROM BUDGET SYSTEM	
TOTAL						.00	.00	.00		.00
25300						.00	.00	.00	BEGINNING BALANCE	
	09/12/14	11-1				.00			POSTED FROM BUDGET SYSTEM	
TOTAL						.00	.00	.00		.00
25600						.00	.00	.00	BEGINNING BALANCE	
	09/12/14	11-1				.00			POSTED FROM BUDGET SYSTEM	
TOTAL						.00	.00	.00		.00
26300						.00	.00	.00	BEGINNING BALANCE	
	09/12/14	11-1				.00			POSTED FROM BUDGET SYSTEM	
TOTAL						.00	.00	.00		.00
26700						.00	.00	.00	BEGINNING BALANCE	
	09/12/14	11-1				10,340.00			POSTED FROM BUDGET SYSTEM	
	09/24/14	20-2	12473		1083 HOLIDAY INN EXPR		159.95	.00	SRS LODGING FRUHLING	
	10/03/14	20-2	12504		1214 HOLIDAY INN EXPR		83.00	.00	SRS TRAVEL/LODGING	
	10/03/14	20-2	12505		1074 HOLIDAY INN EXPR		93.00	.00	SRS TRAVEL/LODGING	
	10/03/14	20-2	12514		1111 WADE FRUHLING		2,139.32	.00	SRS TRAVEL/EXPENSE REIMBU	
TOTAL						10,340.00	2,475.27	.00		7,864.73
26800						.00	.00	.00	BEGINNING BALANCE	
	09/12/14	11-1				3,030.00			POSTED FROM BUDGET SYSTEM	
	10/03/14	20-2	12514		1111 WADE FRUHLING		64.09	.00	SRS CATERING, BOARD MTNG	
TOTAL						3,030.00	64.09	.00		2,965.91
26850						.00	.00	.00	BEGINNING BALANCE	
	09/12/14	11-1				.00			POSTED FROM BUDGET SYSTEM	
TOTAL						.00	.00	.00		.00
26900						.00	.00	.00	BEGINNING BALANCE	
	09/12/14	11-1				.00			POSTED FROM BUDGET SYSTEM	
TOTAL						.00	.00	.00		.00

\* THERE IS A NOTE ASSOCIATED WITH THIS TRANSACTION

SUNGARD PENTAMATION  
 DATE: 11/11/2014  
 TIME: 12:46:13

ESU COORDINATING COUNCIL  
 EXPENDITURE AUDIT TRAIL

PAGE NUMBER: 24  
 AUDIT21

SELECTION CRITERIA: ALL  
 ACCOUNTING PERIODS: 1/15 THRU 3/15

SORTED BY: Fund,Department,Program

TOTALED ON: Fund,Department,Program

PAGE BREAKS ON: Fund

Fund - 01 - GENERAL FUND  
 Org Unit - 0140400000 - SRS SRS GENERAL

ACCOUNT	DATE	T/C	Purchase O	REFERENCE	VENDOR	BUDGET	EXPENDITURES	ENCUMBRANCES	DESCRIPTION	CUMULATIVE BALANCE
TOTAL Program - SRS						434,734.00	65,713.46	.00		369,020.54
TOTAL Department - SRS						434,734.00	65,713.46	.00		369,020.54
01-50-500-000-0150500000 - PROF DEV PD GENERAL										
21100							.00	.00	.00	BEGINNING BALANCE
	09/12/14	11-1				23,133.00				POSTED FROM BUDGET SYSTEM
	10/03/14	20-2		12487	1064 EDUCATIONAL SERV		1,927.77	.00		PD SALARIES
	11/05/14	20-3		12541	1064 EDUCATIONAL SERV		1,927.77	.00		PD SALARIES
TOTAL		REGULAR SALARIES				23,133.00	3,855.54	.00		19,277.46
22100							.00	.00	.00	BEGINNING BALANCE
	09/12/14	11-1				1,663.00				POSTED FROM BUDGET SYSTEM
	10/03/14	20-2		12487	1064 EDUCATIONAL SERV		138.21	.00		PD SS/MEDICARE
	11/05/14	20-3		12541	1064 EDUCATIONAL SERV		138.21	.00		PD SS/MEDICARE
TOTAL		SOCIAL SECURITY				1,663.00	276.42	.00		1,386.58
22200							.00	.00	.00	BEGINNING BALANCE
	09/12/14	11-1				2,285.00				POSTED FROM BUDGET SYSTEM
	10/03/14	20-2		12487	1064 EDUCATIONAL SERV		190.42	.00		PD RETIREMENT
	11/05/14	20-3		12541	1064 EDUCATIONAL SERV		190.42	.00		PD RETIREMENT
TOTAL		RETIREMENT				2,285.00	380.84	.00		1,904.16
22300							.00	.00	.00	BEGINNING BALANCE
	09/12/14	11-1				.00				POSTED FROM BUDGET SYSTEM
TOTAL		HEALTH INSURANCE				.00	.00	.00		.00
22305							.00	.00	.00	BEGINNING BALANCE
	11/05/14	11-2				.00				PROF DEV PD FLEX SPEND
	11/05/14	20-3		12541	1064 EDUCATIONAL SERV		2.80	.00		PD WAGE WORKS
TOTAL		FLEX SPEND				.00	2.80	.00		-2.80
22400							.00	.00	.00	BEGINNING BALANCE
	09/12/14	11-1				139.00				
	10/03/14	20-2		12487	1064 EDUCATIONAL SERV		11.56	.00		PD WORK COMPE
	11/05/14	20-3		12541	1064 EDUCATIONAL SERV		11.56	.00		PD WORK COMP
TOTAL		WORK COMP				139.00	23.12	.00		115.88

\* THERE IS A NOTE ASSOCIATED WITH THIS TRANSACTION

SUNGARD PENTAMATION  
 DATE: 11/11/2014  
 TIME: 12:46:13

ESU COORDINATING COUNCIL  
 EXPENDITURE AUDIT TRAIL

SELECTION CRITERIA: ALL  
 ACCOUNTING PERIODS: 1/15 THRU 3/15

SORTED BY: Fund,Department,Program

TOTALED ON: Fund,Department,Program

PAGE BREAKS ON: Fund

Fund - 01 - GENERAL FUND  
 Org Unit - 0150500000 - PROF DEV PD GENERAL

ACCOUNT	DATE	T/C	Purchase O	REFERENCE	VENDOR	BUDGET	EXPENDITURES	ENCUMBRANCES	DESCRIPTION	CUMULATIVE BALANCE
23525						.00	.00	.00	BEGINNING BALANCE	
	09/12/14	11-1				.00			POSTED FROM BUDGET SYSTEM	
TOTAL						.00	.00	.00		.00
23810						.00	.00	.00	BEGINNING BALANCE	
	09/12/14	11-1				.00			POSTED FROM BUDGET SYSTEM	
	11/03/14	19-2		20150031			16.80		POSTAGE USAGE	
TOTAL						.00	16.80	.00		-16.80
24100						.00	.00	.00	BEGINNING BALANCE	
	09/12/14	11-1				.00			POSTED FROM BUDGET SYSTEM	
TOTAL						.00	.00	.00		.00
26700						.00	.00	.00	BEGINNING BALANCE	
	09/12/14	11-1				.00			POSTED FROM BUDGET SYSTEM	
TOTAL						.00	.00	.00		.00
01-50-500-200-0150500200 - PROF DEV PD ESU										
23170						.00	.00	.00	BEGINNING BALANCE	
	09/12/14	13-1				-3,000.00				
	09/12/14	13-1				.00				
	09/12/14	11-1				4,000.00				
TOTAL						1,000.00	.00	.00		1,000.00
23180						.00	.00	.00	BEGINNING BALANCE	
	09/12/14	11-1				4,000.00			POSTED FROM BUDGET SYSTEM	
TOTAL						4,000.00	.00	.00		4,000.00
23190						.00	.00	.00	BEGINNING BALANCE	
	09/12/14	11-1				.00			POSTED FROM BUDGET SYSTEM	
	11/11/14	19-3		20150035			-7.00		ACCT PAY/EXP ADJUSTMENT	
	11/11/14	20-3		12568	1223 EDUCATIONAL SERV		7.00		OVERPAYMENT REIMB	
TOTAL						.00	.00	.00		.00
23810						.00	.00	.00	BEGINNING BALANCE	
	09/12/14	11-1				250.00				
TOTAL						250.00	.00	.00		250.00

\* THERE IS A NOTE ASSOCIATED WITH THIS TRANSACTION

SUNGARD PENTAMATION  
 DATE: 11/11/2014  
 TIME: 12:46:13

ESU COORDINATING COUNCIL  
 EXPENDITURE AUDIT TRAIL

PAGE NUMBER: 26  
 AUDIT21

SELECTION CRITERIA: ALL  
 ACCOUNTING PERIODS: 1/15 THRU 3/15

SORTED BY: Fund,Department,Program

TOTALED ON: Fund,Department,Program

PAGE BREAKS ON: Fund

Fund - 01 - GENERAL FUND  
 Org Unit - 0150500200 - PROF DEV PD ESU

ACCOUNT	DATE	T/C	Purchase O	REFERENCE	VENDOR	BUDGET	EXPENDITURES	ENCUMBRANCES	DESCRIPTION	CUMULATIVE BALANCE
24100						.00	.00	.00	BEGINNING BALANCE	
	09/12/14	11-1				500.00				
TOTAL						500.00	.00	.00		500.00
26700						.00	.00	.00	BEGINNING BALANCE	
	09/12/14	11-1				1,000.00				
TOTAL						1,000.00	.00	.00		1,000.00
26800						.00	.00	.00	BEGINNING BALANCE	
	09/12/14	11-1				12,699.00			POSTED FROM BUDGET SYSTEM	
	10/03/14	20-2		12488	1057 EDUCATIONAL SERV		2,890.00	.00	PD ESU PDO MEETINGS	
TOTAL						12,699.00	2,890.00	.00		9,809.00
01-50-500-400-0150500400 - PROF DEV PD FEDERAL										
23180						.00	.00	.00	BEGINNING BALANCE	
	09/12/14	11-1				200,000.00			POSTED FROM BUDGET SYSTEM	
	11/05/14	20-3		12533	1051 HARVILL ENTERPRI		200.00	.00	PD CONTRACTED SERVICES	
TOTAL						200,000.00	200.00	.00		199,800.00
TOTAL Program - PROF DEV						246,669.00	7,645.52	.00		239,023.48
01-50-510-200-0150510200 - PROF DEV NOC ESU										
23190						.00	.00	.00	BEGINNING BALANCE	
	09/12/14	11-1				21,000.00			POSTED FROM BUDGET SYSTEM	
TOTAL						21,000.00	.00	.00		21,000.00
24400						.00	.00	.00	BEGINNING BALANCE	
	09/12/14	11-1				5,100.00			POSTED FROM BUDGET SYSTEM	
	09/26/14	17-1	P1500010-01		1027 SAFARI BOOKS ONL			5,640.00	RENEWAL SUBSCRIPTION, 12	
	11/05/14	20-3	P1500010-01	12540	1027 SAFARI BOOKS ONL		5,640.00	-5,640.00	RENEWAL SUBSCRIPTION, 12	
TOTAL						5,100.00	5,640.00	.00		-540.00
26800						.00	.00	.00	BEGINNING BALANCE	
	09/12/14	11-1				1,500.00			POSTED FROM BUDGET SYSTEM	
	11/05/14	20-3		12549	1069 LINCOLN PUBLIC S		164.10	.00	PD NOC CONF/MEETING	
TOTAL						1,500.00	164.10	.00		1,335.90

\* THERE IS A NOTE ASSOCIATED WITH THIS TRANSACTION

SUNGARD PENTAMATION  
 DATE: 11/11/2014  
 TIME: 12:46:13

ESU COORDINATING COUNCIL  
 EXPENDITURE AUDIT TRAIL

PAGE NUMBER: 27  
 AUDIT21

SELECTION CRITERIA: ALL  
 ACCOUNTING PERIODS: 1/15 THRU 3/15

SORTED BY: Fund,Department,Program

TOTALED ON: Fund,Department,Program

PAGE BREAKS ON: Fund

Fund - 01 - GENERAL FUND  
 Org Unit - 0150510200 - PROF DEV NOC ESU

ACCOUNT	DATE	T/C	Purchase O	REFERENCE	VENDOR	BUDGET	EXPENDITURES	ENCUMBRANCES	DESCRIPTION	CUMULATIVE BALANCE
TOTAL Program - NOC						27,600.00	5,804.10	.00		21,795.90
01-50-520-200-0150520200 - PROF DEV SDA ESU										
23190				PROFESSIONAL DEVELOPMENT		.00	.00	.00	BEGINNING BALANCE	
	09/12/14	11-1				17,500.00			POSTED FROM BUDGET SYSTEM	
TOTAL				PROFESSIONAL DEVELOPMENT		17,500.00	.00	.00		17,500.00
26800				CONFERENCE/CONVENTION/MTG		.00	.00	.00	BEGINNING BALANCE	
	09/12/14	11-1				9,838.00			POSTED FROM BUDGET SYSTEM	
	10/03/14	20-2		12488	1057 EDUCATIONAL SERV		116.00	.00	PD SDA STRATEGIST MEETING	
	10/03/14	20-2		12488	1057 EDUCATIONAL SERV		615.00	.00	PD SDA MEETING	
	10/03/14	20-2		12491	1039 UNION BANK & TRU		197.60	.00	PD SDA MEETING MATERIAL	
TOTAL				CONFERENCE/CONVENTION/MTG		9,838.00	928.60	.00		8,909.40
TOTAL Program - SDA						27,338.00	928.60	.00		26,409.40
01-50-530-200-0150530200 - PROF DEV ESPD ESU										
23190				PROFESSIONAL DEVELOPMENT		.00	.00	.00	BEGINNING BALANCE	
	09/12/14	11-1				12,500.00			POSTED FROM BUDGET SYSTEM	
TOTAL				PROFESSIONAL DEVELOPMENT		12,500.00	.00	.00		12,500.00
24100				SUPPLIES		.00	.00	.00	BEGINNING BALANCE	
	09/12/14	11-1				.00			POSTED FROM BUDGET SYSTEM	
TOTAL				SUPPLIES		.00	.00	.00		.00
26800				CONFERENCE/CONVENTION/MTG		.00	.00	.00	BEGINNING BALANCE	
	09/12/14	11-1				1,000.00			POSTED FROM BUDGET SYSTEM	
	10/03/14	20-2		12488	1057 EDUCATIONAL SERV		45.50	.00	PD ESPD CONF/MEETINGS	
TOTAL				CONFERENCE/CONVENTION/MTG		1,000.00	45.50	.00		954.50
TOTAL Program - ESPD						13,500.00	45.50	.00		13,454.50
01-50-540-200-0150540200 - PROF DEV TAG ESU										
23190				PROFESSIONAL DEVELOPMENT		.00	.00	.00	BEGINNING BALANCE	

\* THERE IS A NOTE ASSOCIATED WITH THIS TRANSACTION

SUNGARD PENTAMATION  
 DATE: 11/11/2014  
 TIME: 12:46:13

ESU COORDINATING COUNCIL  
 EXPENDITURE AUDIT TRAIL

SELECTION CRITERIA: ALL  
 ACCOUNTING PERIODS: 1/15 THRU 3/15

SORTED BY: Fund,Department,Program

TOTALED ON: Fund,Department,Program

PAGE BREAKS ON: Fund

Fund - 01 - GENERAL FUND  
 Org Unit - 0150540200 - PROF DEV TAG ESU

ACCOUNT	DATE	T/C	Purchase O	REFERENCE	VENDOR	BUDGET	EXPENDITURES	ENCUMBRANCES	DESCRIPTION	CUMULATIVE BALANCE
23190										
	09/12/14	11-1				3,500.00			POSTED FROM BUDGET SYSTEM	
TOTAL				PROFESSIONAL DEVELOPMENT		3,500.00	.00	.00		3,500.00
26700						.00	.00	.00	BEGINNING BALANCE	
	09/12/14	11-1				2,000.00			POSTED FROM BUDGET SYSTEM	
TOTAL				TRAVEL EXPENSES/MILEAGE		2,000.00	.00	.00		2,000.00
26800						.00	.00	.00	BEGINNING BALANCE	
	09/12/14	11-1				4,400.00			POSTED FROM BUDGET SYSTEM	
	10/03/14	20-2		12488	1057 EDUCATIONAL SERV		392.50	.00	PD TAG MEETING	
	11/05/14	20-3		12547	1067 EDUCATIONAL SERV		750.00	.00	PD TAG DIGITAL CITIZENSHI	
TOTAL				CONFERENCE/CONVENTION/MTG		4,400.00	1,142.50	.00		3,257.50
TOTAL Program - TAG						9,900.00	1,142.50	.00		8,757.50
01-50-550-200-0150550200 - PROF DEV NWEA ESU										
23180						.00	.00	.00	BEGINNING BALANCE	
	09/12/14	11-1				35,000.00			POSTED FROM BUDGET SYSTEM	
	10/03/14	20-2		12502	1026 NORTHWEST EVALUA		48,000.00	.00	NWEA CONTRACTED SERVICES	
TOTAL				CONTRACTED SERVICES		35,000.00	48,000.00	.00		-13,000.00
23190						.00	.00	.00	BEGINNING BALANCE	
	09/12/14	11-1				22,650.00			POSTED FROM BUDGET SYSTEM	
	10/03/14	20-2		12502	1026 NORTHWEST EVALUA		2,500.00	.00	NWEA TRAINING, EDIGER	
	11/05/14	20-3		12543	1026 NORTHWEST EVALUA		5,000.00	.00	NWEA TRAINING, ESU 10	
TOTAL				PROFESSIONAL DEVELOPMENT		22,650.00	7,500.00	.00		15,150.00
TOTAL Program - NWEA						57,650.00	55,500.00	.00		2,150.00
01-50-555-300-0150555300 - INTEL GRANT										
21100						.00	.00	.00	BEGINNING BALANCE	
	09/12/14	11-1				7,263.00				
TOTAL				REGULAR SALARIES		7,263.00	.00	.00		7,263.00
23180						.00	.00	.00	BEGINNING BALANCE	

\* THERE IS A NOTE ASSOCIATED WITH THIS TRANSACTION

SUNGARD PENTAMATION  
 DATE: 11/11/2014  
 TIME: 12:46:13

ESU COORDINATING COUNCIL  
 EXPENDITURE AUDIT TRAIL

PAGE NUMBER: 29  
 AUDIT21

SELECTION CRITERIA: ALL  
 ACCOUNTING PERIODS: 1/15 THRU 3/15

SORTED BY: Fund,Department,Program

TOTALED ON: Fund,Department,Program

PAGE BREAKS ON: Fund

Fund - 01 - GENERAL FUND  
 Org Unit - 0150555300 - INTEL GRANT

ACCOUNT	DATE	T/C	Purchase O	REFERENCE	VENDOR	BUDGET	EXPENDITURES	ENCUMBRANCES	DESCRIPTION	CUMULATIVE BALANCE
23180										
	09/12/14	11-1				.00			POSTED FROM BUDGET SYSTEM	
TOTAL						.00	.00	.00		.00
23500						.00	.00	.00	BEGINNING BALANCE	
	09/12/14	11-1				1,500.00				
TOTAL						1,500.00	.00	.00		1,500.00
24100						.00	.00	.00	BEGINNING BALANCE	
	09/12/14	11-1				1,000.00				
TOTAL						1,000.00	.00	.00		1,000.00
26700						.00	.00	.00	BEGINNING BALANCE	
	09/12/14	11-1				8,000.00			POSTED FROM BUDGET SYSTEM	
	11/11/14	20-3		12571	1224 HAMPTON INN & SU		298.00	.00	INTEL TRAVEL PETERS	
TOTAL						8,000.00	298.00	.00		7,702.00
26800						.00	.00	.00	BEGINNING BALANCE	
	11/05/14	11-2				.00			INTEL MARKETING/CONF/MTG	
	11/05/14	20-3		12539	1039 UNION BANK & TRU		832.00	.00	INTEL NCSA-NSAB CONF	
	11/11/14	19-3		20150033			900.00	.00	ESUCC/INTEL EXP ADJUSTMEN	
TOTAL						.00	1,732.00	.00		-1,732.00
TOTAL Program - INTEL GRANT						17,763.00	2,030.00	.00		15,733.00
01-50-560-000-0150560000 - PROF DEV CRISIS GENERAL										
23180						.00	.00	.00	BEGINNING BALANCE	
	09/12/14	11-1				30,600.00			POSTED FROM BUDGET SYSTEM	
	11/05/14	20-3		12551	1083 HOLIDAY INN EXPR		83.00	.00	PD CRISIS, DUDLEY LODGING	
	11/11/14	20-3		12573	1074 HOLIDAY INN EXPR		93.00	.00	CRISIS CONTRACTED SERVICE	
	11/11/14	20-3		12576	1099 JOHN DUDLEY		14,599.67	.00	CRISIS CONTRACTED SERVICE	
TOTAL						30,600.00	14,775.67	.00		15,824.33
23190						.00	.00	.00	BEGINNING BALANCE	
	09/12/14	11-1				9,400.00			POSTED FROM BUDGET SYSTEM	
	11/05/14	20-3		12539	1039 UNION BANK & TRU		483.00	.00	PD CRISIS SUPPLIES/BOOKS	
	11/05/14	20-3		12539	1039 UNION BANK & TRU		762.50	.00	PD CRISIS SUPPLIES/BOOKS	
	11/05/14	20-3		12539	1039 UNION BANK & TRU		130.45	.00	PD CRISIS SUPPLIES/BOOKS	

\* THERE IS A NOTE ASSOCIATED WITH THIS TRANSACTION

SUNGARD PENTAMATION  
 DATE: 11/11/2014  
 TIME: 12:46:13

ESU COORDINATING COUNCIL  
 EXPENDITURE AUDIT TRAIL

SELECTION CRITERIA: ALL  
 ACCOUNTING PERIODS: 1/15 THRU 3/15

SORTED BY: Fund,Department,Program

TOTALED ON: Fund,Department,Program

PAGE BREAKS ON: Fund

Fund - 01 - GENERAL FUND  
 Org Unit - 0150560000 - PROF DEV CRISIS GENERAL

ACCOUNT	DATE	T/C	Purchase O	REFERENCE	VENDOR	BUDGET	EXPENDITURES	ENCUMBRANCES	DESCRIPTION	CUMULATIVE BALANCE
23190					PROFESSIONAL DEVELOPMENT (cont'd)					
	11/05/14	20-3		12539	1039 UNION BANK & TRU		169.50	.00	PD CRISIS SUPPLIES/BOOKS	
	11/05/14	20-3		12547	1067 EDUCATIONAL SERV		1,633.24	.00	PD CRISIS TRAINING	
	11/05/14	20-3		12548	1068 EDUCATIONAL SERV		444.64	.00	PD CRISIS TRAINING	
TOTAL					PROFESSIONAL DEVELOPMENT	9,400.00	3,623.33	.00		5,776.67
TOTAL Program - CRISIS TRAINING						40,000.00	18,399.00	.00		21,601.00
01-50-570-400-0150570400 - PROF DEV NMPDS GR FEDERAL										
21100					REGULAR SALARIES	.00	.00	.00	BEGINNING BALANCE	
	09/12/14	11-1				15,350.00			POSTED FROM BUDGET SYSTEM	
	10/03/14	20-2		12487	1064 EDUCATIONAL SERV		1,279.02	.00	NMPDS SALARIES	
	11/05/14	20-3		12541	1064 EDUCATIONAL SERV		1,279.02	.00	NMPDS SALARIES	
TOTAL					REGULAR SALARIES	15,350.00	2,558.04	.00		12,791.96
22000					EMPLOYEE BENEFITS	.00	.00	.00	BEGINNING BALANCE	
	09/12/14	11-1				.00			POSTED FROM BUDGET SYSTEM	
TOTAL					EMPLOYEE BENEFITS	.00	.00	.00		.00
22100					SOCIAL SECURITY	.00	.00	.00	BEGINNING BALANCE	
	09/12/14	11-1				1,041.00				
	10/03/14	20-2		12487	1064 EDUCATIONAL SERV		86.27	.00	NMPDS SS/MEDICARE	
	11/05/14	20-3		12541	1064 EDUCATIONAL SERV		86.27	.00	NMPDS SS/MEDICARE	
TOTAL					SOCIAL SECURITY	1,041.00	172.54	.00		868.46
22200					RETIREMENT	.00	.00	.00	BEGINNING BALANCE	
	09/12/14	11-1				1,516.00				
	10/03/14	20-2		12487	1064 EDUCATIONAL SERV		126.34	.00	NMPDS RETIREMENT	
	11/05/14	20-3		12541	1064 EDUCATIONAL SERV		126.34	.00	NMPDS RETIREMENT	
TOTAL					RETIREMENT	1,516.00	252.68	.00		1,263.32
22305					FLEX SPEND	.00	.00	.00	BEGINNING BALANCE	
	11/05/14	11-2				.00			PROF DEV NMPDS FLEX SPEND	
	11/05/14	20-3		12541	1064 EDUCATIONAL SERV		3.50	.00	NMPDS WAGE WORKS	
TOTAL					FLEX SPEND	.00	3.50	.00		-3.50
22400					WORK COMP	.00	.00	.00	BEGINNING BALANCE	
	09/12/14	11-1				92.00				

\* THERE IS A NOTE ASSOCIATED WITH THIS TRANSACTION



SUNGARD PENTAMATION  
 DATE: 11/11/2014  
 TIME: 12:46:13

ESU COORDINATING COUNCIL  
 EXPENDITURE AUDIT TRAIL

PAGE NUMBER: 32  
 AUDIT21

SELECTION CRITERIA: ALL  
 ACCOUNTING PERIODS: 1/15 THRU 3/15

SORTED BY: Fund,Department,Program

TOTALED ON: Fund,Department,Program

PAGE BREAKS ON: Fund

Fund - 01 - GENERAL FUND  
 Org Unit - 0150570400 - PROF DEV NMPDS GR FEDERAL

ACCOUNT	DATE	T/C	Purchase O	REFERENCE	VENDOR	BUDGET	EXPENDITURES	ENCUMBRANCES	DESCRIPTION	CUMULATIVE BALANCE
24650										
	09/12/14	11-1				.00			POSTED FROM BUDGET SYSTEM	
	10/30/14	19-2		20150030			1,598.00		ANGEL LICENCES, NMPDS	
TOTAL				COMPUTER SOFTWARE/LICENSE		.00	1,598.00	.00		-1,598.00
26700						.00	.00	.00	BEGINNING BALANCE	
	09/12/14	11-1				18,560.00			POSTED FROM BUDGET SYSTEM	
	09/24/14	20-2	12472		1074 HOLIDAY INN EXPR		83.00	.00	NMPDS LODGING ERIKSON	
	09/24/14	20-2	12475		1061 DEB HERICKS		57.00	.00	NMPDS TRAVEL EXPENSE	
	10/03/14	20-2	12512		1061 DEB HERICKS		220.61	.00	NMPDS TRAVEL EXPENSES	
	10/03/14	20-2	12515		1176 HELEN BANZHAF		168.00	.00	NMPDS TRAVEL/MILEAGE	
	10/03/14	20-2	12515		1176 HELEN BANZHAF		1,093.50	.00	NMPDS TRAVEL/FLIGHT	
	10/03/14	20-2	12516		1216 DEB ROMANEK		1,093.50	.00	NMPDS TRAVEL/FLIGHT	
	11/03/14	20-3	12528		1176 HELEN BANZHAF		775.37	.00	NMPDS TRAVEL REIMBURSEMEN	
	11/03/14	20-3	12529		1216 DEB ROMANEK		146.65	.00	NMPDA TRAVEL REIMBURSEMEN	
	11/05/14	20-3	12552		1072 HOLIDAY INN EXPR		83.00	.00	NMPDS TRAVEL/LODGING	
	11/05/14	20-3	12552		1072 HOLIDAY INN EXPR		83.00	.00	NMPDS TRAVEL/LODGING	
	11/05/14	20-3	12553		1085 HOLIDAY INN EXPR		249.00	.00	NMPDS TRAVEL/LODGING	
	11/05/14	20-3	12553		1085 HOLIDAY INN EXPR		332.00	.00	NMPDS TRAVEL/LODGING	
	11/05/14	20-3	12554		1198 COMFORT INN		474.75	.00	NMPDS TRAVEL/LODGING	
	11/05/14	20-3	12556		1061 DEB HERICKS		323.17	.00	NMPDS TRAVEL/EXP REIMB	
	11/05/14	20-3	12561		1176 HELEN BANZHAF		507.86	.00	NMPDS TRAVEL/EXP REIMB	
	11/05/14	20-3	12562		1079 TECHNICAL EVALUL		327.04	.00	NMPDS TRAVEL/EXP REIMB	
	11/05/14	20-3	12563		1080 I-CUBED SOLUTION		337.12	.00	NMPDS TRAVEL/EXP REIMB	
TOTAL				TRAVEL EXPENSES/MILEAGE		18,560.00	6,354.57	.00		12,205.43
26800						.00	.00	.00	BEGINNING BALANCE	
	09/12/14	11-1				99,840.00			POSTED FROM BUDGET SYSTEM	
	10/03/14	20-2	12501		1213 NATM		7,800.00	.00	NMPDS NATM CONFERENCE	
	11/05/14	20-3	12545		1066 CHARTWELLS DININ		140.63	.00	NMPDS CONF/ELEMENTARY	
	11/05/14	20-3	12545		1066 CHARTWELLS DININ		166.80	.00	NMPDS CONF/SECONDARY	
	11/05/14	20-3	12546		1219 BRANDEIS CATERIN		494.88	.00	NMPDS CONF/CATERING	
	11/05/14	20-3	12547		1067 EDUCATIONAL SERV		431.20	.00	NMPDS CONF/WORKSHOP	
	11/05/14	20-3	12535		1057 EDUCATIONAL SERV		187.50	.00	NMPDS CONF/CATERING	
	11/11/14	20-3	12570		1106 NORTHEAST COMMUN		3,880.00	.00	NMPDS WORKSHOP	
TOTAL				CONFERENCE/CONVENTION/MTG		99,840.00	13,101.01	.00		86,738.99
26900						.00	.00	.00	BEGINNING BALANCE	
	09/12/14	11-1				100,000.00			POSTED FROM BUDGET SYSTEM	
TOTAL				CONTINGENCY		100,000.00	.00	.00		100,000.00

\* THERE IS A NOTE ASSOCIATED WITH THIS TRANSACTION

SUNGARD PENTAMATION  
 DATE: 11/11/2014  
 TIME: 12:46:13

ESU COORDINATING COUNCIL  
 EXPENDITURE AUDIT TRAIL

SELECTION CRITERIA: ALL  
 ACCOUNTING PERIODS: 1/15 THRU 3/15

SORTED BY: Fund,Department,Program

TOTALED ON: Fund,Department,Program

PAGE BREAKS ON: Fund

Fund - 01 - GENERAL FUND  
 Org Unit - 0150570400 - PROF DEV NMPDS GR FEDERAL

ACCOUNT	DATE	T/C	Purchase O	REFERENCE	VENDOR	BUDGET	EXPENDITURES	ENCUMBRANCES	DESCRIPTION	CUMULATIVE BALANCE
TOTAL Program - MATH GRANT						500,000.00	56,521.77	.00		443,478.23
01-50-575-400-0150575400 - SLDS GRANT										
23180			CONTRACTED SERVICES			.00	.00	.00	BEGINNING BALANCE	
	09/12/14	11-1				200,000.00			POSTED FROM BUDGET SYSTEM	
	10/03/14	20-2		12499	1051 HARVILL ENTERPRI		200.00	.00	SLDS CONTRATED SERVICES	
TOTAL			CONTRACTED SERVICES			200,000.00	200.00	.00		199,800.00
TOTAL Program - SLDS GRANT						200,000.00	200.00	.00		199,800.00
01-50-600-200-0150600200 - PROF DEV IMAT ESU										
23190			PROFESSIONAL DEVELOPMENT			.00	.00	.00	BEGINNING BALANCE	
	09/12/14	11-1				1,250.00			POSTED FROM BUDGET SYSTEM	
TOTAL			PROFESSIONAL DEVELOPMENT			1,250.00	.00	.00		1,250.00
24650			COMPUTER SOFTWARE/LICENSE			.00	.00	.00	BEGINNING BALANCE	
	09/12/14	11-1				3,500.00			POSTED FROM BUDGET SYSTEM	
	10/30/14	19-2		20150029			3,010.00	.00	ANGEL LICENCES, PD IMAT	
TOTAL			COMPUTER SOFTWARE/LICENSE			3,500.00	3,010.00	.00		490.00
26800			CONFERENCE/CONVENTION/MTG			.00	.00	.00	BEGINNING BALANCE	
	09/12/14	11-1				1,000.00			POSTED FROM BUDGET SYSTEM	
	09/24/14	20-2		12469	1069 LINCOLN PUBLIC S		189.46	.00	PD IMAT MEETINGS	
TOTAL			CONFERENCE/CONVENTION/MTG			1,000.00	189.46	.00		810.54
TOTAL Program - IMAT						5,750.00	3,199.46	.00		2,550.54
01-50-620-000-0150620000 - PD BLENDED ESU										
24100			SUPPLIES			.00	.00	.00	BEGINNING BALANCE	
	09/12/14	11-1				300.00				
TOTAL			SUPPLIES			300.00	.00	.00		300.00
24650			COMPUTER SOFTWARE/LICENSE			.00	.00	.00	BEGINNING BALANCE	

\* THERE IS A NOTE ASSOCIATED WITH THIS TRANSACTION

SUNGARD PENTAMATION  
 DATE: 11/11/2014  
 TIME: 12:46:13

ESU COORDINATING COUNCIL  
 EXPENDITURE AUDIT TRAIL

SELECTION CRITERIA: ALL  
 ACCOUNTING PERIODS: 1/15 THRU 3/15

SORTED BY: Fund,Department,Program

TOTALED ON: Fund,Department,Program

PAGE BREAKS ON: Fund

Fund - 01 - GENERAL FUND  
 Org Unit - 0150620000 - PD BLENDED ESU

ACCOUNT	DATE	T/C	Purchase O	REFERENCE	VENDOR	BUDGET	EXPENDITURES	ENCUMBRANCES	DESCRIPTION	CUMULATIVE BALANCE
24650										
	09/12/14	11-1				750.00				
TOTAL						750.00	.00	.00	COMPUTER SOFTWARE/LICENSE (cont'd)	750.00
26800						.00	.00	.00	BEGINNING BALANCE	
	09/12/14	11-1				6,000.00				
	10/03/14	20-2		12491	1039 UNION BANK & TRU		300.00	.00	PD BLENDED INACOL MEMBERS	
	10/03/14	20-2		12503	1218 THE FGR GROUP		849.10	.00	PD BLENDED MTG FACILITATO	
TOTAL						6,000.00	1,149.10	.00	CONFERENCE/CONVENTION/MTG	4,850.90
TOTAL Program - DEC						7,050.00	1,149.10	.00		5,900.90
TOTAL Department - PROF DEV						1,153,220.00	152,565.55	.00		1,000,654.45
01-60-100-000-0160100000 - BLENDED ADM GENERAL										
21100						.00	.00	.00	BEGINNING BALANCE	
	09/12/14	11-1				.00			POSTED FROM BUDGET SYSTEM	
TOTAL						.00	.00	.00	REGULAR SALARIES	.00
21200						.00	.00	.00	BEGINNING BALANCE	
	09/12/14	11-1				.00			POSTED FROM BUDGET SYSTEM	
TOTAL						.00	.00	.00	SUB OR TEMP	.00
22100						.00	.00	.00	BEGINNING BALANCE	
	09/12/14	11-1				.00			POSTED FROM BUDGET SYSTEM	
TOTAL						.00	.00	.00	SOCIAL SECURITY	.00
22200						.00	.00	.00	BEGINNING BALANCE	
	09/12/14	11-1				.00			POSTED FROM BUDGET SYSTEM	
TOTAL						.00	.00	.00	RETIREMENT	.00
22300						.00	.00	.00	BEGINNING BALANCE	
	09/12/14	11-1				.00			POSTED FROM BUDGET SYSTEM	
TOTAL						.00	.00	.00	HEALTH INSURANCE	.00
22305						.00	.00	.00	BEGINNING BALANCE	
	09/12/14	11-1				.00			POSTED FROM BUDGET SYSTEM	
TOTAL						.00	.00	.00	FLEX SPEND	.00

\* THERE IS A NOTE ASSOCIATED WITH THIS TRANSACTION

SUNGARD PENTAMATION  
 DATE: 11/11/2014  
 TIME: 12:46:13

ESU COORDINATING COUNCIL  
 EXPENDITURE AUDIT TRAIL

SELECTION CRITERIA: ALL  
 ACCOUNTING PERIODS: 1/15 THRU 3/15

SORTED BY: Fund,Department,Program

TOTALED ON: Fund,Department,Program

PAGE BREAKS ON: Fund

Fund - 01 - GENERAL FUND  
 Org Unit - 0160100000 - BLENDED ADM GENERAL

ACCOUNT	DATE	T/C	Purchase O	REFERENCE	VENDOR	BUDGET	EXPENDITURES	ENCUMBRANCES	DESCRIPTION	CUMULATIVE BALANCE
22400						.00	.00	.00	BEGINNING BALANCE	
	09/12/14	11-1				.00			POSTED FROM BUDGET SYSTEM	
TOTAL			WORK COMP			.00	.00	.00		.00
22600						.00	.00	.00	BEGINNING BALANCE	
	09/12/14	11-1				.00			POSTED FROM BUDGET SYSTEM	
TOTAL			LIFE INSURANCE			.00	.00	.00		.00
22830						.00	.00	.00	BEGINNING BALANCE	
	09/12/14	11-1				.00			POSTED FROM BUDGET SYSTEM	
TOTAL			UNEMPLOYMENT INS			.00	.00	.00		.00
23180						.00	.00	.00	BEGINNING BALANCE	
	09/12/14	11-1				.00			POSTED FROM BUDGET SYSTEM	
TOTAL			CONTRACTED SERVICES			.00	.00	.00		.00
23190						.00	.00	.00	BEGINNING BALANCE	
	09/12/14	11-1				.00			POSTED FROM BUDGET SYSTEM	
TOTAL			PROFESSIONAL DEVELOPMENT			.00	.00	.00		.00
23500						.00	.00	.00	BEGINNING BALANCE	
	09/12/14	11-1				.00			POSTED FROM BUDGET SYSTEM	
TOTAL			ADVERTISING			.00	.00	.00		.00
23525						.00	.00	.00	BEGINNING BALANCE	
	09/12/14	11-1				.00			POSTED FROM BUDGET SYSTEM	
TOTAL			PRINTING			.00	.00	.00		.00
23810						.00	.00	.00	BEGINNING BALANCE	
	09/12/14	11-1				.00			POSTED FROM BUDGET SYSTEM	
TOTAL			POSTAGE			.00	.00	.00		.00
23820						.00	.00	.00	BEGINNING BALANCE	
	09/12/14	11-1				.00			POSTED FROM BUDGET SYSTEM	
TOTAL			PHONE			.00	.00	.00		.00
23830						.00	.00	.00	BEGINNING BALANCE	
	09/12/14	11-1				.00			POSTED FROM BUDGET SYSTEM	
TOTAL			COMPUTER/INTERNET SERVICE			.00	.00	.00		.00

\* THERE IS A NOTE ASSOCIATED WITH THIS TRANSACTION

SUNGARD PENTAMATION  
 DATE: 11/11/2014  
 TIME: 12:46:13

ESU COORDINATING COUNCIL  
 EXPENDITURE AUDIT TRAIL

SELECTION CRITERIA: ALL  
 ACCOUNTING PERIODS: 1/15 THRU 3/15

SORTED BY: Fund,Department,Program

TOTALED ON: Fund,Department,Program

PAGE BREAKS ON: Fund

Fund - 01 - GENERAL FUND  
 Org Unit - 0160100000 - BLENDED ADM GENERAL

ACCOUNT	DATE	T/C	Purchase O	REFERENCE	VENDOR	BUDGET	EXPENDITURES	ENCUMBRANCES	DESCRIPTION	CUMULATIVE BALANCE
24100						.00	.00	.00	BEGINNING BALANCE	
	09/12/14	11-1				.00			POSTED FROM BUDGET SYSTEM	
TOTAL						.00	.00	.00		.00
24625						.00	.00	.00	BEGINNING BALANCE	
	09/12/14	11-1				.00			POSTED FROM BUDGET SYSTEM	
TOTAL						.00	.00	.00		.00
24650						.00	.00	.00	BEGINNING BALANCE	
	09/12/14	11-1				.00			POSTED FROM BUDGET SYSTEM	
TOTAL						.00	.00	.00		.00
24675						.00	.00	.00	BEGINNING BALANCE	
	09/12/14	11-1				.00			POSTED FROM BUDGET SYSTEM	
TOTAL						.00	.00	.00		.00
25600						.00	.00	.00	BEGINNING BALANCE	
	09/12/14	11-1				.00			POSTED FROM BUDGET SYSTEM	
TOTAL						.00	.00	.00		.00
26700						.00	.00	.00	BEGINNING BALANCE	
	09/12/14	11-1				.00			POSTED FROM BUDGET SYSTEM	
TOTAL						.00	.00	.00		.00
26800						.00	.00	.00	BEGINNING BALANCE	
	09/12/14	11-1				.00			POSTED FROM BUDGET SYSTEM	
TOTAL						.00	.00	.00		.00
TOTAL Program - ADMIN						.00	.00	.00		.00
01-60-600-000-0160600000 - BLENDED IMAT GENERAL										
21100						.00	.00	.00	BEGINNING BALANCE	
	09/12/14	11-1				42,678.00			POSTED FROM BUDGET SYSTEM	
	10/03/14	20-2	12487		1064 EDUCATIONAL SERV		3,557.11	.00	IMAT SALARIES	
	11/05/14	20-3	12541		1064 EDUCATIONAL SERV		3,557.12	.00	IMAT SALARIES	
TOTAL						42,678.00	7,114.23	.00		35,563.77
21200						.00	.00	.00	BEGINNING BALANCE	

\* THERE IS A NOTE ASSOCIATED WITH THIS TRANSACTION

SUNGARD PENTAMATION  
 DATE: 11/11/2014  
 TIME: 12:46:13

ESU COORDINATING COUNCIL  
 EXPENDITURE AUDIT TRAIL

PAGE NUMBER: 37  
 AUDIT21

SELECTION CRITERIA: ALL  
 ACCOUNTING PERIODS: 1/15 THRU 3/15

SORTED BY: Fund,Department,Program

TOTALED ON: Fund,Department,Program

PAGE BREAKS ON: Fund

Fund - 01 - GENERAL FUND  
 Org Unit - 0160600000 - BLENDED IMAT GENERAL

ACCOUNT	DATE	T/C	Purchase O	REFERENCE	VENDOR	BUDGET	EXPENDITURES	ENCUMBRANCES	DESCRIPTION	CUMULATIVE BALANCE
21200		SUB OR TEMP								
	09/12/14	11-1				.00			POSTED FROM BUDGET SYSTEM	
TOTAL		SUB OR TEMP				.00	.00	.00		.00
22100		SOCIAL SECURITY				.00	.00	.00	BEGINNING BALANCE	
	09/12/14	11-1				3,055.00			POSTED FROM BUDGET SYSTEM	
	10/03/14	20-2		12487	1064 EDUCATIONAL SERV		252.36	.00	IMAT SS/MEDICARE	
	11/05/14	20-3		12541	1064 EDUCATIONAL SERV		252.36	.00	IMAT SS/MEDICARE	
TOTAL		SOCIAL SECURITY				3,055.00	504.72	.00		2,550.28
22200		RETIREMENT				.00	.00	.00	BEGINNING BALANCE	
	09/12/14	11-1				4,216.00			POSTED FROM BUDGET SYSTEM	
	10/03/14	20-2		12487	1064 EDUCATIONAL SERV		351.37	.00	IMAT RETIREMENT	
	11/05/14	20-3		12541	1064 EDUCATIONAL SERV		351.37	.00	IMAT RETIREMENT	
TOTAL		RETIREMENT				4,216.00	702.74	.00		3,513.26
22300		HEALTH INSURANCE				.00	.00	.00	BEGINNING BALANCE	
	09/12/14	11-1				.00			POSTED FROM BUDGET SYSTEM	
TOTAL		HEALTH INSURANCE				.00	.00	.00		.00
22305		FLEX SPEND				.00	.00	.00	BEGINNING BALANCE	
	09/12/14	11-1				.00			POSTED FROM BUDGET SYSTEM	
	11/05/14	20-3		12541	1064 EDUCATIONAL SERV		3.22	.00	IMAT WAGE WORKS	
TOTAL		FLEX SPEND				.00	3.22	.00		-3.22
22400		WORK COMP				.00	.00	.00	BEGINNING BALANCE	
	09/12/14	11-1				256.00			POSTED FROM BUDGET SYSTEM	
	10/03/14	20-2		12487	1064 EDUCATIONAL SERV		21.34	.00	IMAT WORK COMP	
	11/05/14	20-3		12541	1064 EDUCATIONAL SERV		21.34	.00	IMAT WORK COMP	
TOTAL		WORK COMP				256.00	42.68	.00		213.32
22600		LIFE INSURANCE				.00	.00	.00	BEGINNING BALANCE	
	09/12/14	11-1				.00			POSTED FROM BUDGET SYSTEM	
TOTAL		LIFE INSURANCE				.00	.00	.00		.00
22830		UNEMPLOYMENT INS				.00	.00	.00	BEGINNING BALANCE	
	09/12/14	11-1				.00			POSTED FROM BUDGET SYSTEM	
	11/05/14	20-3		12541	1064 EDUCATIONAL SERV		153.45	.00	IMAT UNEMPLOYMENT	
TOTAL		UNEMPLOYMENT INS				.00	153.45	.00		-153.45
23150		ACCOUNTING/AUDIT				.00	.00	.00	BEGINNING BALANCE	

\* THERE IS A NOTE ASSOCIATED WITH THIS TRANSACTION

SUNGARD PENTAMATION  
 DATE: 11/11/2014  
 TIME: 12:46:13

ESU COORDINATING COUNCIL  
 EXPENDITURE AUDIT TRAIL

SELECTION CRITERIA: ALL  
 ACCOUNTING PERIODS: 1/15 THRU 3/15

SORTED BY: Fund,Department,Program

TOTALED ON: Fund,Department,Program

PAGE BREAKS ON: Fund

Fund - 01 - GENERAL FUND  
 Org Unit - 0160600000 - BLENDED IMAT GENERAL

ACCOUNT	DATE	T/C	Purchase O	REFERENCE	VENDOR	BUDGET	EXPENDITURES	ENCUMBRANCES	DESCRIPTION	CUMULATIVE BALANCE
23150										
	09/12/14	11-1				747.00			POSTED FROM BUDGET SYSTEM	
TOTAL						747.00	.00	.00		747.00
23170						.00	.00	.00	BEGINNING BALANCE	
	09/12/14	11-1				1,014.00			POSTED FROM BUDGET SYSTEM	
	10/03/14	20-2	12492		1040 HARDING & SHULTZ		101.38	.00	IMAT LEGAL SERVICES	
	11/05/14	20-3	12542		1040 HARDING & SHULTZ		408.13	.00	IMAT LEGAL SERVICES	
TOTAL						1,014.00	509.51	.00		504.49
23180						.00	.00	.00	BEGINNING BALANCE	
	09/12/14	11-1				29,429.00			POSTED FROM BUDGET SYSTEM	
	10/03/14	20-2	12499		1051 HARVILL ENTERPRI		80.00	.00	IMAT CONTRACTED SERVICES	
	11/05/14	20-3	12533		1051 HARVILL ENTERPRI		80.00	.00	IMAT CONTRACTED SERVICES	
TOTAL						29,429.00	160.00	.00		29,269.00
23190						.00	.00	.00	BEGINNING BALANCE	
	09/12/14	11-1				.00			POSTED FROM BUDGET SYSTEM	
TOTAL						.00	.00	.00		.00
23240						.00	.00	.00	BEGINNING BALANCE	
	09/12/14	11-1				.00			POSTED FROM BUDGET SYSTEM	
TOTAL						.00	.00	.00		.00
23270						.00	.00	.00	BEGINNING BALANCE	
	09/12/14	11-1				3,983.00			POSTED FROM BUDGET SYSTEM	
	10/03/14	20-2	12488		1057 EDUCATIONAL SERV		180.00	.00	IMAT RENT OMAHA	
	10/03/14	20-2	12489		1150 EDUCATIONAL SERV		3,000.00	.00	IMAT RENT BEATRICE	
	11/05/14	20-3	12535		1057 EDUCATIONAL SERV		86.34	.00	IMAT RENT OMAHA	
TOTAL						3,983.00	3,266.34	.00		716.66
23500						.00	.00	.00	BEGINNING BALANCE	
	09/12/14	11-1				.00			POSTED FROM BUDGET SYSTEM	
TOTAL						.00	.00	.00		.00
23525						.00	.00	.00	BEGINNING BALANCE	
	09/12/14	11-1				.00			POSTED FROM BUDGET SYSTEM	
TOTAL						.00	.00	.00		.00
23810						.00	.00	.00	BEGINNING BALANCE	

\* THERE IS A NOTE ASSOCIATED WITH THIS TRANSACTION

SUNGARD PENTAMATION  
 DATE: 11/11/2014  
 TIME: 12:46:13

ESU COORDINATING COUNCIL  
 EXPENDITURE AUDIT TRAIL

SELECTION CRITERIA: ALL  
 ACCOUNTING PERIODS: 1/15 THRU 3/15

SORTED BY: Fund,Department,Program

TOTALED ON: Fund,Department,Program

PAGE BREAKS ON: Fund

Fund - 01 - GENERAL FUND  
 Org Unit - 0160600000 - BLENDED IMAT GENERAL

ACCOUNT	DATE	T/C	Purchase O	REFERENCE	VENDOR	BUDGET	EXPENDITURES	ENCUMBRANCES	DESCRIPTION	CUMULATIVE BALANCE
23810		POSTAGE			(cont'd)					
	09/12/14	11-1				100.00			POSTED FROM BUDGET SYSTEM	
	11/03/14	19-2		20150031			1.92		POSTAGE USAGE	
TOTAL		POSTAGE				100.00	1.92	.00		98.08
23820		PHONE				.00	.00	.00	BEGINNING BALANCE	
	09/12/14	11-1				200.00			POSTED FROM BUDGET SYSTEM	
	10/03/14	20-2		12494	1045 AT CONFERENCE		7.12	.00	IMAT PHONE EXP	
	10/03/14	20-2		12494	1045 AT CONFERENCE		14.57	.00	IMAT PHONE CONF EXP	
	11/11/14	20-3		12567	1045 AT CONFERENCE		13.72	.00	IMAT PHONE CONF	
TOTAL		PHONE				200.00	35.41	.00		164.59
23830		COMPUTER/INTERNET SERVICE				.00	.00	.00	BEGINNING BALANCE	
	09/12/14	11-1				1,134.00			POSTED FROM BUDGET SYSTEM	
TOTAL		COMPUTER/INTERNET SERVICE				1,134.00	.00	.00		1,134.00
24100		SUPPLIES				.00	.00	.00	BEGINNING BALANCE	
	09/12/14	11-1				150.00			POSTED FROM BUDGET SYSTEM	
TOTAL		SUPPLIES				150.00	.00	.00		150.00
24400		PERIODICALS				.00	.00	.00	BEGINNING BALANCE	
	09/12/14	11-1				.00			POSTED FROM BUDGET SYSTEM	
TOTAL		PERIODICALS				.00	.00	.00		.00
24625		REPAIRS				.00	.00	.00	BEGINNING BALANCE	
	09/12/14	11-1				.00			POSTED FROM BUDGET SYSTEM	
TOTAL		REPAIRS				.00	.00	.00		.00
24650		COMPUTER SOFTWARE/LICENSE				.00	.00	.00	BEGINNING BALANCE	
	09/12/14	11-1				500.00			POSTED FROM BUDGET SYSTEM	
TOTAL		COMPUTER SOFTWARE/LICENSE				500.00	.00	.00		500.00
24675		LONG TERM PROJECTS				.00	.00	.00	BEGINNING BALANCE	
	09/12/14	11-1				.00			POSTED FROM BUDGET SYSTEM	
TOTAL		LONG TERM PROJECTS				.00	.00	.00		.00
25300		FURNITURE AND EQUIPMENT				.00	.00	.00	BEGINNING BALANCE	
	09/12/14	11-1				.00			POSTED FROM BUDGET SYSTEM	
TOTAL		FURNITURE AND EQUIPMENT				.00	.00	.00		.00
25600		COMPUTER HARDWARE				.00	.00	.00	BEGINNING BALANCE	

\* THERE IS A NOTE ASSOCIATED WITH THIS TRANSACTION

SUNGARD PENTAMATION  
 DATE: 11/11/2014  
 TIME: 12:46:13

ESU COORDINATING COUNCIL  
 EXPENDITURE AUDIT TRAIL

PAGE NUMBER: 40  
 AUDIT21

SELECTION CRITERIA: ALL  
 ACCOUNTING PERIODS: 1/15 THRU 3/15

SORTED BY: Fund,Department,Program

TOTALED ON: Fund,Department,Program

PAGE BREAKS ON: Fund

Fund - 01 - GENERAL FUND  
 Org Unit - 0160600000 - BLENDED IMAT GENERAL

ACCOUNT	DATE	T/C	Purchase O	REFERENCE	VENDOR	BUDGET	EXPENDITURES	ENCUMBRANCES	DESCRIPTION	CUMULATIVE BALANCE
25600										
	09/12/14	11-1				.00			POSTED FROM BUDGET SYSTEM	
TOTAL						.00	.00	.00		.00
26300						.00	.00	.00	BEGINNING BALANCE	
	09/12/14	11-1				.00			POSTED FROM BUDGET SYSTEM	
TOTAL						.00	.00	.00		.00
26700						.00	.00	.00	BEGINNING BALANCE	
	09/12/14	11-1				2,500.00			POSTED FROM BUDGET SYSTEM	
	10/03/14	20-2	12506		1072 HOLIDAY INN EXPR		83.00		IMAT TRAVEL/LODGING	
	10/03/14	20-2	12513		1087 RHONDA EIS		396.19		IMAT TRAVEL/EXPENSE REIMB	
	11/05/14	20-3	12558		1087 RHONDA EIS		209.44		IMAT TRAVEL/EXP REIMB	
TOTAL						2,500.00	688.63	.00		1,811.37
26800						.00	.00	.00	BEGINNING BALANCE	
	09/12/14	11-1				150.00			POSTED FROM BUDGET SYSTEM	
TOTAL						150.00	.00	.00		150.00
26850						.00	.00	.00	BEGINNING BALANCE	
	09/12/14	11-1				345,750.00			POSTED FROM BUDGET SYSTEM	
	11/10/14	17-2	P1500012-01		1020 MARSHALL MEMO LL			750.00	THE MARSHALL MEMO, SUBSCR	
TOTAL						345,750.00	.00	750.00		345,000.00
26900						.00	.00	.00	BEGINNING BALANCE	
	09/12/14	11-1				.00			POSTED FROM BUDGET SYSTEM	
TOTAL						.00	.00	.00		.00
TOTAL Program - IMAT						435,862.00	13,182.85	750.00		421,929.15
01-60-620-000-0160620000 - BLENDED DEC GENERAL										
21100						.00	.00	.00	BEGINNING BALANCE	
	09/12/14	11-1				158,502.00			POSTED FROM BUDGET SYSTEM	
	10/03/14	20-2	12487		1064 EDUCATIONAL SERV		13,212.28		DEC SALARIES	
	11/05/14	20-3	12541		1064 EDUCATIONAL SERV		13,212.27		DEC SALARIES	
TOTAL						158,502.00	26,424.55	.00		132,077.45
21200						.00	.00	.00	BEGINNING BALANCE	

\* THERE IS A NOTE ASSOCIATED WITH THIS TRANSACTION

SUNGARD PENTAMATION  
 DATE: 11/11/2014  
 TIME: 12:46:13

ESU COORDINATING COUNCIL  
 EXPENDITURE AUDIT TRAIL

PAGE NUMBER: 41  
 AUDIT21

SELECTION CRITERIA: ALL  
 ACCOUNTING PERIODS: 1/15 THRU 3/15

SORTED BY: Fund,Department,Program

TOTALED ON: Fund,Department,Program

PAGE BREAKS ON: Fund

Fund - 01 - GENERAL FUND  
 Org Unit - 0160620000 - BLENDED DEC GENERAL

ACCOUNT	DATE	T/C	Purchase O	REFERENCE	VENDOR	BUDGET	EXPENDITURES	ENCUMBRANCES	DESCRIPTION	CUMULATIVE BALANCE
21200		SUB OR TEMP								
	09/12/14	11-1				.00			POSTED FROM BUDGET SYSTEM	
TOTAL		SUB OR TEMP				.00	.00	.00		.00
22100		SOCIAL SECURITY				.00	.00	.00	BEGINNING BALANCE	
	09/12/14	11-1				11,078.00			POSTED FROM BUDGET SYSTEM	
	10/03/14	20-2	12487		1064 EDUCATIONAL SERV		908.26	.00	DEC SS/MEDICARE	
	11/05/14	20-3	12541		1064 EDUCATIONAL SERV		908.26	.00	DEC SS/MEDICARE	
TOTAL		SOCIAL SECURITY				11,078.00	1,816.52	.00		9,261.48
22200		RETIREMENT				.00	.00	.00	BEGINNING BALANCE	
	09/12/14	11-1				15,657.00			POSTED FROM BUDGET SYSTEM	
	10/03/14	20-2	12487		1064 EDUCATIONAL SERV		1,305.09	.00	DEC RETIREMENT	
	11/05/14	20-3	12541		1064 EDUCATIONAL SERV		1,305.09	.00	DEC RETIREMENT	
TOTAL		RETIREMENT				15,657.00	2,610.18	.00		13,046.82
22300		HEALTH INSURANCE				.00	.00	.00	BEGINNING BALANCE	
	09/12/14	11-1				.00			POSTED FROM BUDGET SYSTEM	
TOTAL		HEALTH INSURANCE				.00	.00	.00		.00
22305		FLEX SPEND				.00	.00	.00	BEGINNING BALANCE	
	09/12/14	11-1				.00			POSTED FROM BUDGET SYSTEM	
	11/05/14	20-3	12541		1064 EDUCATIONAL SERV		16.24	.00	DEC WAGE WORKS	
TOTAL		FLEX SPEND				.00	16.24	.00		-16.24
22400		WORK COMP				.00	.00	.00	BEGINNING BALANCE	
	09/12/14	11-1				951.00			POSTED FROM BUDGET SYSTEM	
	10/03/14	20-2	12487		1064 EDUCATIONAL SERV		79.24	.00	DEC WORK COMP	
	11/05/14	20-3	12541		1064 EDUCATIONAL SERV		79.24	.00	DEC WORK COMP	
TOTAL		WORK COMP				951.00	158.48	.00		792.52
22600		LIFE INSURANCE				.00	.00	.00	BEGINNING BALANCE	
	09/12/14	11-1				.00			POSTED FROM BUDGET SYSTEM	
TOTAL		LIFE INSURANCE				.00	.00	.00		.00
22830		UNEMPLOYMENT INS				.00	.00	.00	BEGINNING BALANCE	
	09/12/14	11-1				.00			POSTED FROM BUDGET SYSTEM	
	11/05/14	20-3	12541		1064 EDUCATIONAL SERV		711.45	.00	DEC UNEMPLOYMENT	
TOTAL		UNEMPLOYMENT INS				.00	711.45	.00		-711.45
23150		ACCOUNTING/AUDIT				.00	.00	.00	BEGINNING BALANCE	

\* THERE IS A NOTE ASSOCIATED WITH THIS TRANSACTION

SUNGARD PENTAMATION  
 DATE: 11/11/2014  
 TIME: 12:46:13

ESU COORDINATING COUNCIL  
 EXPENDITURE AUDIT TRAIL

SELECTION CRITERIA: ALL  
 ACCOUNTING PERIODS: 1/15 THRU 3/15

SORTED BY: Fund,Department,Program

TOTALED ON: Fund,Department,Program

PAGE BREAKS ON: Fund

Fund - 01 - GENERAL FUND  
 Org Unit - 0160620000 - BLENDED DEC GENERAL

ACCOUNT	DATE	T/C	Purchase O	REFERENCE	VENDOR	BUDGET	EXPENDITURES	ENCUMBRANCES	DESCRIPTION	CUMULATIVE BALANCE
23150										
	09/12/14	11-1				747.00			POSTED FROM BUDGET SYSTEM	
TOTAL						747.00	.00	.00		747.00
23170						.00	.00	.00	BEGINNING BALANCE	
	09/12/14	11-1				1,014.00			POSTED FROM BUDGET SYSTEM	
	10/03/14	20-2	12492		1040 HARDING & SHULTZ		101.38	.00	DEC LEGAL SERVICES	
	11/05/14	20-3	12542		1040 HARDING & SHULTZ		408.13	.00	DEC LEGAL SERVICES	
TOTAL						1,014.00	509.51	.00		504.49
23180						.00	.00	.00	BEGINNING BALANCE	
	09/12/14	11-1				75,723.00			POSTED FROM BUDGET SYSTEM	
	09/22/14	19-1	20150009				2,150.00	.00	LMS ANGEL FOR DEC	
	09/24/14	20-2	12466		1212 MONTEREY INSTITU		25,000.00	.00	DEC NROC MEMBERSHIP	
	10/03/14	20-2	12499		1051 HARVILL ENTERPRI		200.00	.00	DEC CONTRACTED SERVICES	
	11/05/14	20-3	12533		1051 HARVILL ENTERPRI		200.00	.00	DEC CONTRACTED SERVICES	
TOTAL						75,723.00	27,550.00	.00		48,173.00
23190						.00	.00	.00	BEGINNING BALANCE	
	09/12/14	11-1				.00			POSTED FROM BUDGET SYSTEM	
TOTAL						.00	.00	.00		.00
23240						.00	.00	.00	BEGINNING BALANCE	
	09/12/14	11-1				.00			POSTED FROM BUDGET SYSTEM	
TOTAL						.00	.00	.00		.00
23270						.00	.00	.00	BEGINNING BALANCE	
	09/12/14	11-1				2,344.00			POSTED FROM BUDGET SYSTEM	
	10/03/14	20-2	12488		1057 EDUCATIONAL SERV		305.22	.00	DEC RENT OMAHA	
	11/05/14	20-3	12535		1057 EDUCATIONAL SERV		200.27	.00	DEC RENT OMAHA	
TOTAL						2,344.00	505.49	.00		1,838.51
23500						.00	.00	.00	BEGINNING BALANCE	
	09/12/14	11-1				.00			POSTED FROM BUDGET SYSTEM	
TOTAL						.00	.00	.00		.00
23525						.00	.00	.00	BEGINNING BALANCE	
	09/12/14	11-1				895.00			POSTED FROM BUDGET SYSTEM	
TOTAL						895.00	.00	.00		895.00
23810						.00	.00	.00	BEGINNING BALANCE	

\* THERE IS A NOTE ASSOCIATED WITH THIS TRANSACTION

SUNGARD PENTAMATION  
 DATE: 11/11/2014  
 TIME: 12:46:13

ESU COORDINATING COUNCIL  
 EXPENDITURE AUDIT TRAIL

PAGE NUMBER: 43  
 AUDIT21

SELECTION CRITERIA: ALL  
 ACCOUNTING PERIODS: 1/15 THRU 3/15

SORTED BY: Fund,Department,Program

TOTALED ON: Fund,Department,Program

PAGE BREAKS ON: Fund

Fund - 01 - GENERAL FUND  
 Org Unit - 0160620000 - BLENDED DEC GENERAL

ACCOUNT	DATE	T/C	Purchase O	REFERENCE	VENDOR	BUDGET	EXPENDITURES	ENCUMBRANCES	DESCRIPTION	CUMULATIVE BALANCE
23810		POSTAGE			(cont'd)					
	09/12/14	11-1				200.00			POSTED FROM BUDGET SYSTEM	
	11/03/14	19-2		20150031			9.12		POSTAGE USAGE	
TOTAL		POSTAGE				200.00	9.12	.00		190.88
23820		PHONE				.00	.00	.00	BEGINNING BALANCE	
	09/12/14	11-1				200.00			POSTED FROM BUDGET SYSTEM	
	10/03/14	20-2		12494	1045 AT CONFERENCE		7.65	.00	DEC PHONE CONF EXP	
TOTAL		PHONE				200.00	7.65	.00		192.35
23830		COMPUTER/INTERNET SERVICE				.00	.00	.00	BEGINNING BALANCE	
	09/12/14	11-1				1,134.00			POSTED FROM BUDGET SYSTEM	
TOTAL		COMPUTER/INTERNET SERVICE				1,134.00	.00	.00		1,134.00
24100		SUPPLIES				.00	.00	.00	BEGINNING BALANCE	
	09/12/14	11-1				150.00			POSTED FROM BUDGET SYSTEM	
	09/24/14	20-2		12476	1063 MNJ TECHNOLOGIES		67.20	.00	DEC SUPPLIES	
	10/03/14	20-2		12508	1062 STAPLES ADVANTAG		50.98	.00	DEC SUPPLIES, ISAACSON	
	11/10/14	17-2	P1500011-01		1226 TPRINT			120.70	BUSINESS CARDS, PRINTING,	
	11/11/14	20-3	P1500011-01	12578	1226 TPRINT		120.70	-120.70	BUSINESS CARDS, PRINTING,	
TOTAL		SUPPLIES				150.00	238.88	.00		-88.88
24400		PERIODICALS				.00	.00	.00	BEGINNING BALANCE	
	09/12/14	11-1				250.00			POSTED FROM BUDGET SYSTEM	
TOTAL		PERIODICALS				250.00	.00	.00		250.00
24625		REPAIRS				.00	.00	.00	BEGINNING BALANCE	
	09/12/14	11-1				.00			POSTED FROM BUDGET SYSTEM	
TOTAL		REPAIRS				.00	.00	.00		.00
24650		COMPUTER SOFTWARE/LICENSE				.00	.00	.00	BEGINNING BALANCE	
	09/10/14	17-1	P1500001-01		1082 ZOOM			2,970.00	ZOOM NAMED HOST EDUCATION	
	09/10/14	17-1	P1500001-02		1082 ZOOM			2,994.00	ZOOM CLOUD ROOM CONNECTOR	
	09/10/14	17-1	P1500001-03		1082 ZOOM			.00	ZOOM CLOUD ROOM CONNECTOR	
	09/12/14	11-1				6,400.00			POSTED FROM BUDGET SYSTEM	
	09/24/14	20-2	P1500001-01	12486	1082 ZOOM		2,970.00	-2,970.00	ZOOM NAMED HOST EDUCATION	
	09/24/14	20-2	P1500001-02	12486	1082 ZOOM		2,994.00	-2,994.00	ZOOM CLOUD ROOM CONNECTOR	
TOTAL		COMPUTER SOFTWARE/LICENSE				6,400.00	5,964.00	.00		436.00
24675		LONG TERM PROJECTS				.00	.00	.00	BEGINNING BALANCE	

\* THERE IS A NOTE ASSOCIATED WITH THIS TRANSACTION

SUNGARD PENTAMATION  
 DATE: 11/11/2014  
 TIME: 12:46:13

ESU COORDINATING COUNCIL  
 EXPENDITURE AUDIT TRAIL

PAGE NUMBER: 44  
 AUDIT21

SELECTION CRITERIA: ALL  
 ACCOUNTING PERIODS: 1/15 THRU 3/15

SORTED BY: Fund,Department,Program

TOTALED ON: Fund,Department,Program

PAGE BREAKS ON: Fund

Fund - 01 - GENERAL FUND  
 Org Unit - 0160620000 - BLENDED DEC GENERAL

ACCOUNT	DATE	T/C	Purchase O	REFERENCE	VENDOR	BUDGET	EXPENDITURES	ENCUMBRANCES	DESCRIPTION	CUMULATIVE BALANCE
24675										
	09/12/14	11-1				.00			POSTED FROM BUDGET SYSTEM	
TOTAL						.00	.00	.00		.00
25300						.00	.00	.00	BEGINNING BALANCE	
	09/12/14	11-1				.00			POSTED FROM BUDGET SYSTEM	
TOTAL						.00	.00	.00		.00
25600						.00	.00	.00	BEGINNING BALANCE	
	09/12/14	11-1				1,221.00			POSTED FROM BUDGET SYSTEM	
	10/03/14	20-2	12491		1039 UNION BANK & TRU		69.95	.00	DEC COMPUTER HARDWARE	
	10/03/14	20-2	12522		1007 CDW GOVERNMENT I		485.12	.00	DEC COMPUTER MONITORS	
	11/05/14	20-3	12535		1057 EDUCATIONAL SERV		180.00	.00	DEC POWER ADAPTORS	
TOTAL						1,221.00	735.07	.00		485.93
26300						.00	.00	.00	BEGINNING BALANCE	
	09/12/14	11-1				.00			POSTED FROM BUDGET SYSTEM	
TOTAL						.00	.00	.00		.00
26700						.00	.00	.00	BEGINNING BALANCE	
	09/12/14	11-1				8,500.00			POSTED FROM BUDGET SYSTEM	
	09/24/14	20-2	12471		1072 HOLIDAY INN EXPR		83.00	.00	DEC LODGING ROETHEMEYER	
	10/03/14	20-2	12491		1039 UNION BANK & TRU		20.11	.00	DEC TRAVEL	
	10/03/14	20-2	12506		1072 HOLIDAY INN EXPR		83.00	.00	DEC TRAVEL/LODGING	
	10/03/14	20-2	12510		1100 GORDON ROETHEMEY		227.92	.00	DEC TRAVEL REIMBURSEMENT	
	10/03/14	20-2	12510		1100 GORDON ROETHEMEY		134.40	.00	DEC TRAVEL REIMBURSEMENT	
	11/05/14	20-3	12555		1086 SCOTT ISAACSON		222.20	.00	DEC TRAVEL REIMB	
	11/05/14	20-3	12557		1100 GORDON ROETHEMEY		203.28	.00	DEC TRAVEL/EXP REIMB	
	11/05/14	20-3	12557		1100 GORDON ROETHEMEY		147.28	.00	DEC TRAVEL/EXP REIMB	
	11/05/14	20-3	12557		1100 GORDON ROETHEMEY		96.32	.00	DEC TRAVEL/EXP REIMB	
	11/11/14	20-3	12572		1105 HOLIDAY INN LINC		166.00	.00	DEC TRAVEL/LODGING	
TOTAL						8,500.00	1,383.51	.00		7,116.49
26800						.00	.00	.00	BEGINNING BALANCE	
	09/12/14	11-1				11,400.00			POSTED FROM BUDGET SYSTEM	
	10/03/14	20-2	12491		1039 UNION BANK & TRU		200.00	.00	DEC INACOL MEMBERSHIP	
	11/05/14	20-3	12539		1039 UNION BANK & TRU		107.96	.00	DEC CONF/MEETING	
	11/05/14	20-3	12547		1067 EDUCATIONAL SERV		146.18	.00	DEC BLENDED CONF/MTG	
TOTAL						11,400.00	454.14	.00		10,945.86
26850						.00	.00	.00	BEGINNING BALANCE	

\* THERE IS A NOTE ASSOCIATED WITH THIS TRANSACTION

SUNGARD PENTAMATION  
 DATE: 11/11/2014  
 TIME: 12:46:13

ESU COORDINATING COUNCIL  
 EXPENDITURE AUDIT TRAIL

PAGE NUMBER: 45  
 AUDIT21

SELECTION CRITERIA: ALL  
 ACCOUNTING PERIODS: 1/15 THRU 3/15

SORTED BY: Fund,Department,Program

TOTALED ON: Fund,Department,Program

PAGE BREAKS ON: Fund

Fund - 01 - GENERAL FUND  
 Org Unit - 0160620000 - BLENDED DEC GENERAL

ACCOUNT	DATE	T/C	Purchase O	REFERENCE	VENDOR	BUDGET	EXPENDITURES	ENCUMBRANCES	DESCRIPTION	CUMULATIVE BALANCE
26850			PROGRAM PURCHASES		(cont'd)					
	09/12/14	11-1				.00			POSTED FROM BUDGET SYSTEM	
TOTAL			PROGRAM PURCHASES			.00	.00	.00		.00
26900			CONTINGENCY			.00	.00	.00	BEGINNING BALANCE	
	09/12/14	11-1				.00			POSTED FROM BUDGET SYSTEM	
TOTAL			CONTINGENCY			.00	.00	.00		.00
TOTAL Program - DEC						296,366.00	69,094.79	.00		227,271.21
01-60-641-000-0160641000 - BLENDED LMS GENERAL										
21100			REGULAR SALARIES			.00	.00	.00	BEGINNING BALANCE	
	09/12/14	11-1				96,692.00			POSTED FROM BUDGET SYSTEM	
	10/03/14	20-2		12487	1064 EDUCATIONAL SERV		7,225.84	.00	LMS SALARIES	
	11/05/14	20-3		12541	1064 EDUCATIONAL SERV		7,225.82	.00	LMS SALARIES	
TOTAL			REGULAR SALARIES			96,692.00	14,451.66	.00		82,240.34
21200			SUB OR TEMP			.00	.00	.00	BEGINNING BALANCE	
	09/12/14	11-1				.00			POSTED FROM BUDGET SYSTEM	
TOTAL			SUB OR TEMP			.00	.00	.00		.00
22100			SOCIAL SECURITY			.00	.00	.00	BEGINNING BALANCE	
	09/12/14	11-1				6,118.00			POSTED FROM BUDGET SYSTEM	
	10/03/14	20-2		12487	1064 EDUCATIONAL SERV		503.17	.00	LMS SS/MEDICARE	
	11/05/14	20-3		12541	1064 EDUCATIONAL SERV		503.17	.00	LMS SS/MEDICARE	
TOTAL			SOCIAL SECURITY			6,118.00	1,006.34	.00		5,111.66
22200			RETIREMENT			.00	.00	.00	BEGINNING BALANCE	
	09/12/14	11-1				8,563.00			POSTED FROM BUDGET SYSTEM	
	10/03/14	20-2		12487	1064 EDUCATIONAL SERV		713.75	.00	LMS RETIREMENT	
	11/05/14	20-3		12541	1064 EDUCATIONAL SERV		713.75	.00	LMS RETIREMENT	
TOTAL			RETIREMENT			8,563.00	1,427.50	.00		7,135.50
22300			HEALTH INSURANCE			.00	.00	.00	BEGINNING BALANCE	
	09/12/14	11-1				.00			POSTED FROM BUDGET SYSTEM	
TOTAL			HEALTH INSURANCE			.00	.00	.00		.00
22305			FLEX SPEND			.00	.00	.00	BEGINNING BALANCE	

\* THERE IS A NOTE ASSOCIATED WITH THIS TRANSACTION

SUNGARD PENTAMATION  
 DATE: 11/11/2014  
 TIME: 12:46:13

ESU COORDINATING COUNCIL  
 EXPENDITURE AUDIT TRAIL

PAGE NUMBER: 46  
 AUDIT21

SELECTION CRITERIA: ALL  
 ACCOUNTING PERIODS: 1/15 THRU 3/15

SORTED BY: Fund,Department,Program

TOTALED ON: Fund,Department,Program

PAGE BREAKS ON: Fund

Fund - 01 - GENERAL FUND  
 Org Unit - 0160641000 - BLENDED LMS GENERAL

ACCOUNT	DATE	T/C	Purchase O	REFERENCE	VENDOR	BUDGET	EXPENDITURES	ENCUMBRANCES	DESCRIPTION	CUMULATIVE BALANCE
22305		FLEX SPEND			(cont'd)					
	09/12/14	11-1				.00			POSTED FROM BUDGET SYSTEM	
	11/05/14	20-3	12541		1064 EDUCATIONAL SERV		8.54	.00	LMS WAGE WORKS	
TOTAL		FLEX SPEND				.00	8.54	.00		-8.54
22400		WORK COMP				.00	.00	.00	BEGINNING BALANCE	
	09/12/14	11-1				520.00			POSTED FROM BUDGET SYSTEM	
	10/03/14	20-2	12487		1064 EDUCATIONAL SERV		43.34	.00	LMS WORK COMP	
	11/05/14	20-3	12541		1064 EDUCATIONAL SERV		43.34	.00	LMS WORK COMP	
TOTAL		WORK COMP				520.00	86.68	.00		433.32
22600		LIFE INSURANCE				.00	.00	.00	BEGINNING BALANCE	
	09/12/14	11-1				.00			POSTED FROM BUDGET SYSTEM	
TOTAL		LIFE INSURANCE				.00	.00	.00		.00
22830		UNEMPLOYMENT INS				.00	.00	.00	BEGINNING BALANCE	
	09/12/14	11-1				.00			POSTED FROM BUDGET SYSTEM	
	11/05/14	20-3	12541		1064 EDUCATIONAL SERV		530.10	.00	LMS UNEMPLOYMENT	
TOTAL		UNEMPLOYMENT INS				.00	530.10	.00		-530.10
23150		ACCOUNTING/AUDIT				.00	.00	.00	BEGINNING BALANCE	
	09/12/14	11-1				747.00			POSTED FROM BUDGET SYSTEM	
TOTAL		ACCOUNTING/AUDIT				747.00	.00	.00		747.00
23170		LEGAL SERVICES				.00	.00	.00	BEGINNING BALANCE	
	09/12/14	11-1				1,014.00			POSTED FROM BUDGET SYSTEM	
	10/03/14	20-2	12492		1040 HARDING & SHULTZ		101.38	.00	LMS LEGAL SERVICES	
	11/05/14	20-3	12542		1040 HARDING & SHULTZ		408.13	.00	LMS LEGAL SERVICES	
TOTAL		LEGAL SERVICES				1,014.00	509.51	.00		504.49
23180		CONTRACTED SERVICES				.00	.00	.00	BEGINNING BALANCE	
	09/12/14	11-1				15,573.00			POSTED FROM BUDGET SYSTEM	
	10/03/14	20-2	12499		1051 HARVILL ENTERPRI		200.00	.00	LMS CONTRACTED SERVICES	
	11/05/14	20-3	12533		1051 HARVILL ENTERPRI		200.00	.00	LMS CONTRACTED SERVICES	
TOTAL		CONTRACTED SERVICES				15,573.00	400.00	.00		15,173.00
23190		PROFESSIONAL DEVELOPMENT				.00	.00	.00	BEGINNING BALANCE	
	09/12/14	11-1				.00			POSTED FROM BUDGET SYSTEM	
TOTAL		PROFESSIONAL DEVELOPMENT				.00	.00	.00		.00
23240		UTILITIES				.00	.00	.00	BEGINNING BALANCE	

\* THERE IS A NOTE ASSOCIATED WITH THIS TRANSACTION

SUNGARD PENTAMATION  
 DATE: 11/11/2014  
 TIME: 12:46:13

ESU COORDINATING COUNCIL  
 EXPENDITURE AUDIT TRAIL

PAGE NUMBER: 47  
 AUDIT21

SELECTION CRITERIA: ALL  
 ACCOUNTING PERIODS: 1/15 THRU 3/15

SORTED BY: Fund,Department,Program

TOTALED ON: Fund,Department,Program

PAGE BREAKS ON: Fund

Fund - 01 - GENERAL FUND  
 Org Unit - 0160641000 - BLENDED LMS GENERAL

ACCOUNT	DATE	T/C	Purchase O	REFERENCE	VENDOR	BUDGET	EXPENDITURES	ENCUMBRANCES	DESCRIPTION	CUMULATIVE BALANCE
23240		UTILITIES			(cont'd)					
	09/12/14	11-1				.00			POSTED FROM BUDGET SYSTEM	
TOTAL		UTILITIES				.00	.00	.00		.00
23270		RENTAL/LEASES				.00	.00	.00	BEGINNING BALANCE	
	09/12/14	11-1				1,820.00			POSTED FROM BUDGET SYSTEM	
	10/03/14	20-2		12488	1057 EDUCATIONAL SERV		252.41	.00	LMS RENT OMAHA	
	11/05/14	20-3		12535	1057 EDUCATIONAL SERV		156.08	.00	LMS RENT OMAHA	
TOTAL		RENTAL/LEASES				1,820.00	408.49	.00		1,411.51
23500		ADVERTISING				.00	.00	.00	BEGINNING BALANCE	
	09/12/14	11-1				.00			POSTED FROM BUDGET SYSTEM	
TOTAL		ADVERTISING				.00	.00	.00		.00
23525		PRINTING				.00	.00	.00	BEGINNING BALANCE	
	09/12/14	11-1				250.00			POSTED FROM BUDGET SYSTEM	
TOTAL		PRINTING				250.00	.00	.00		250.00
23810		POSTAGE				.00	.00	.00	BEGINNING BALANCE	
	09/12/14	11-1				50.00			POSTED FROM BUDGET SYSTEM	
	11/03/14	19-2		20150031			17.28		POSTAGE USAGE	
TOTAL		POSTAGE				50.00	17.28	.00		32.72
23820		PHONE				.00	.00	.00	BEGINNING BALANCE	
	09/12/14	11-1				525.00			POSTED FROM BUDGET SYSTEM	
	10/03/14	20-2		12488	1057 EDUCATIONAL SERV		67.41	.00	LMS PHONE OMAHA	
	11/05/14	20-3		12535	1057 EDUCATIONAL SERV		48.00	.00	LMS PHONE OMAHA	
TOTAL		PHONE				525.00	115.41	.00		409.59
23830		COMPUTER/INTERNET SERVICE				.00	.00	.00	BEGINNING BALANCE	
	09/12/14	11-1				5,046.00			POSTED FROM BUDGET SYSTEM	
	09/24/14	20-2		12468	1057 EDUCATIONAL SERV		200.00	.00	LMS INTERNET SERVICE	
	11/05/14	20-3		12535	1057 EDUCATIONAL SERV		200.00	.00	LMS INTERNET OMAHA	
TOTAL		COMPUTER/INTERNET SERVICE				5,046.00	400.00	.00		4,646.00
24100		SUPPLIES				.00	.00	.00	BEGINNING BALANCE	
	09/12/14	11-1				250.00			POSTED FROM BUDGET SYSTEM	
TOTAL		SUPPLIES				250.00	.00	.00		250.00
24400		PERIODICALS				.00	.00	.00	BEGINNING BALANCE	

\* THERE IS A NOTE ASSOCIATED WITH THIS TRANSACTION

SUNGARD PENTAMATION  
 DATE: 11/11/2014  
 TIME: 12:46:13

ESU COORDINATING COUNCIL  
 EXPENDITURE AUDIT TRAIL

PAGE NUMBER: 48  
 AUDIT21

SELECTION CRITERIA: ALL  
 ACCOUNTING PERIODS: 1/15 THRU 3/15

SORTED BY: Fund,Department,Program

TOTALED ON: Fund,Department,Program

PAGE BREAKS ON: Fund

Fund - 01 - GENERAL FUND  
 Org Unit - 0160641000 - BLENDED LMS GENERAL

ACCOUNT	DATE	T/C	Purchase O	REFERENCE	VENDOR	BUDGET	EXPENDITURES	ENCUMBRANCES	DESCRIPTION	CUMULATIVE BALANCE
24400		PERIODICALS			(cont'd)					
	09/12/14	11-1				.00			POSTED FROM BUDGET SYSTEM	
TOTAL		PERIODICALS				.00	.00	.00		.00
24625		REPAIRS				.00	.00	.00	BEGINNING BALANCE	
	09/12/14	11-1				.00			POSTED FROM BUDGET SYSTEM	
TOTAL		REPAIRS				.00	.00	.00		.00
24650		COMPUTER SOFTWARE/LICENSE				.00	.00	.00	BEGINNING BALANCE	
	09/12/14	11-1				101,460.00			POSTED FROM BUDGET SYSTEM	
	10/03/14	20-2	12521		1006 BLACKBOARD		16,068.11	.00	LMS ANGEL LICENSES	
	11/05/14	20-3	12539		1039 UNION BANK & TRU		299.99	.00	LMS SOFTWARE/GO DADDY	
TOTAL		COMPUTER SOFTWARE/LICENSE				101,460.00	16,368.10	.00		85,091.90
24675		LONG TERM PROJECTS				.00	.00	.00	BEGINNING BALANCE	
	09/12/14	11-1				.00			POSTED FROM BUDGET SYSTEM	
TOTAL		LONG TERM PROJECTS				.00	.00	.00		.00
25300		FURNITURE AND EQUIPMENT				.00	.00	.00	BEGINNING BALANCE	
	09/12/14	11-1				.00			POSTED FROM BUDGET SYSTEM	
TOTAL		FURNITURE AND EQUIPMENT				.00	.00	.00		.00
25600		COMPUTER HARDWARE				.00	.00	.00	BEGINNING BALANCE	
	09/12/14	11-1				20,000.00			POSTED FROM BUDGET SYSTEM	
	10/03/14	20-2	12491		1039 UNION BANK & TRU		742.14	.00	LMS COMPUTER HARDWARE	
TOTAL		COMPUTER HARDWARE				20,000.00	742.14	.00		19,257.86
26300		DUES/FEES				.00	.00	.00	BEGINNING BALANCE	
	09/12/14	11-1				.00			POSTED FROM BUDGET SYSTEM	
TOTAL		DUES/FEES				.00	.00	.00		.00
26700		TRAVEL EXPENSES/MILEAGE				.00	.00	.00	BEGINNING BALANCE	
	09/12/14	11-1				7,500.00			POSTED FROM BUDGET SYSTEM	
TOTAL		TRAVEL EXPENSES/MILEAGE				7,500.00	.00	.00		7,500.00
26800		CONFERENCE/CONVENTION/MTG				.00	.00	.00	BEGINNING BALANCE	
	09/12/14	11-1				4,000.00			POSTED FROM BUDGET SYSTEM	
TOTAL		CONFERENCE/CONVENTION/MTG				4,000.00	.00	.00		4,000.00
26850		PROGRAM PURCHASES				.00	.00	.00	BEGINNING BALANCE	

\* THERE IS A NOTE ASSOCIATED WITH THIS TRANSACTION

SUNGARD PENTAMATION  
 DATE: 11/11/2014  
 TIME: 12:46:13

ESU COORDINATING COUNCIL  
 EXPENDITURE AUDIT TRAIL

PAGE NUMBER: 49  
 AUDIT21

SELECTION CRITERIA: ALL  
 ACCOUNTING PERIODS: 1/15 THRU 3/15

SORTED BY: Fund,Department,Program

TOTALED ON: Fund,Department,Program

PAGE BREAKS ON: Fund

Fund - 01 - GENERAL FUND  
 Org Unit - 0160641000 - BLENDED LMS GENERAL

ACCOUNT	DATE	T/C	Purchase O	REFERENCE	VENDOR	BUDGET	EXPENDITURES	ENCUMBRANCES	DESCRIPTION	CUMULATIVE BALANCE
26850										
	09/12/14	11-1				.00			POSTED FROM BUDGET SYSTEM	
TOTAL						.00	.00	.00		.00
26900						.00	.00	.00	BEGINNING BALANCE	
	09/12/14	11-1				.00			POSTED FROM BUDGET SYSTEM	
TOTAL						.00	.00	.00		.00
TOTAL Program - LMS						270,128.00	36,471.75	.00		233,656.25
TOTAL Department - BLENDED						1,002,356.00	118,749.39	750.00		882,856.61
01-70-100-000-0170100000 - ADMIN FLOW THROUGH										
26950						.00	.00	.00	BEGINNING BALANCE	
	09/12/14	11-1				10,000.00			POSTED FROM BUDGET SYSTEM	
TOTAL						10,000.00	.00	.00		10,000.00
TOTAL Program - ADMIN						10,000.00	.00	.00		10,000.00
01-70-300-000-0170300000 - COOP FLOW THROUGH										
26950						.00	.00	.00	BEGINNING BALANCE	
	09/12/14	11-1				10,000.00			POSTED FROM BUDGET SYSTEM	
TOTAL						10,000.00	.00	.00		10,000.00
TOTAL Program - COOP						10,000.00	.00	.00		10,000.00
01-70-400-000-0170400000 - SRS FLOW THROUGH										
26950						.00	.00	.00	BEGINNING BALANCE	
	09/12/14	11-1				10,000.00			POSTED FROM BUDGET SYSTEM	
TOTAL						10,000.00	.00	.00		10,000.00
TOTAL Program - SRS						10,000.00	.00	.00		10,000.00
01-70-500-000-0170500000 - PD FLOW THROUGH										

\* THERE IS A NOTE ASSOCIATED WITH THIS TRANSACTION

SUNGARD PENTAMATION  
 DATE: 11/11/2014  
 TIME: 12:46:13

ESU COORDINATING COUNCIL  
 EXPENDITURE AUDIT TRAIL

PAGE NUMBER: 50  
 AUDIT21

SELECTION CRITERIA: ALL  
 ACCOUNTING PERIODS: 1/15 THRU 3/15

SORTED BY: Fund,Department,Program

TOTALED ON: Fund,Department,Program

PAGE BREAKS ON: Fund

Fund - 01 - GENERAL FUND  
 Org Unit - 0170500000 - PD FLOW THROUGH

ACCOUNT	DATE	T/C	Purchase O	REFERENCE	VENDOR	BUDGET	EXPENDITURES	ENCUMBRANCES	DESCRIPTION	CUMULATIVE BALANCE
26950				FLOW THROUGH - EXPENSES (cont'd)						
26950				FLOW THROUGH - EXPENSES		.00	.00	.00	BEGINNING BALANCE	
	09/12/14	11-1				235,000.00			POSTED FROM BUDGET SYSTEM	
TOTAL				FLOW THROUGH - EXPENSES		235,000.00	.00	.00		235,000.00
TOTAL Program - PROF DEV						235,000.00	.00	.00		235,000.00
01-70-550-000-0170550000 - NWEA FLOW THROUGH										
26950				FLOW THROUGH - EXPENSES		.00	.00	.00	BEGINNING BALANCE	
	09/12/14	11-1				10,000.00			POSTED FROM BUDGET SYSTEM	
TOTAL				FLOW THROUGH - EXPENSES		10,000.00	.00	.00		10,000.00
TOTAL Program - NWEA						10,000.00	.00	.00		10,000.00
01-70-560-000-0170560000 - CRISIS FLOW THROUGH										
26950				FLOW THROUGH - EXPENSES		.00	.00	.00	BEGINNING BALANCE	
	09/12/14	11-1				15,000.00			POSTED FROM BUDGET SYSTEM	
TOTAL				FLOW THROUGH - EXPENSES		15,000.00	.00	.00		15,000.00
TOTAL Program - CRISIS TRAINING						15,000.00	.00	.00		15,000.00
01-70-600-000-0170600000 - IMAT FLOW THROUGH										
26950				FLOW THROUGH - EXPENSES		.00	.00	.00	BEGINNING BALANCE	
	09/12/14	11-1				20,000.00			POSTED FROM BUDGET SYSTEM	
TOTAL				FLOW THROUGH - EXPENSES		20,000.00	.00	.00		20,000.00
TOTAL Program - IMAT						20,000.00	.00	.00		20,000.00
01-70-602-000-0170602000 - IMAT SP PROJ FLOW THROUGH										
26950				FLOW THROUGH - EXPENSES		.00	.00	.00	BEGINNING BALANCE	
	09/12/14	11-1				10,000.00			POSTED FROM BUDGET SYSTEM	
TOTAL				FLOW THROUGH - EXPENSES		10,000.00	.00	.00		10,000.00

\* THERE IS A NOTE ASSOCIATED WITH THIS TRANSACTION

SUNGARD PENTAMATION  
 DATE: 11/11/2014  
 TIME: 12:46:13

ESU COORDINATING COUNCIL  
 EXPENDITURE AUDIT TRAIL

PAGE NUMBER: 51  
 AUDIT21

SELECTION CRITERIA: ALL  
 ACCOUNTING PERIODS: 1/15 THRU 3/15

SORTED BY: Fund,Department,Program

TOTALED ON: Fund,Department,Program

PAGE BREAKS ON: Fund

Fund - 01 - GENERAL FUND  
 Org Unit - 0170602000 - IMAT SP PROJ FLOW THROUGH

ACCOUNT	DATE	T/C	Purchase O	REFERENCE	VENDOR	BUDGET	EXPENDITURES	ENCUMBRANCES	DESCRIPTION	CUMULATIVE BALANCE
TOTAL Program - SPECIAL PROJECTS						10,000.00	.00	.00		10,000.00
01-70-603-000-0170603000 - IMAT MED ACQ FLOW THROUGH										
26950				FLOW THROUGH - EXPENSES		.00	.00	.00	BEGINNING BALANCE	
	09/12/14	11-1				10,000.00			POSTED FROM BUDGET SYSTEM	
TOTAL FLOW THROUGH - EXPENSES						10,000.00	.00	.00		10,000.00
TOTAL Program - MEDIA ACQUISITIONS						10,000.00	.00	.00		10,000.00
01-70-620-000-0170620000 - DEC FLOW THROUGH										
26950				FLOW THROUGH - EXPENSES		.00	.00	.00	BEGINNING BALANCE	
	09/12/14	11-1				15,000.00			POSTED FROM BUDGET SYSTEM	
TOTAL FLOW THROUGH - EXPENSES						15,000.00	.00	.00		15,000.00
TOTAL Program - DEC						15,000.00	.00	.00		15,000.00
01-70-641-000-0170641000 - LMS FLOW THROUGH										
26950				FLOW THROUGH - EXPENSES		.00	.00	.00	BEGINNING BALANCE	
	09/12/14	11-1				15,000.00			POSTED FROM BUDGET SYSTEM	
TOTAL FLOW THROUGH - EXPENSES						15,000.00	.00	.00		15,000.00
TOTAL Program - LMS						15,000.00	.00	.00		15,000.00
TOTAL Department - FLOW THROUGH						360,000.00	.00	.00		360,000.00
TOTAL Fund - GENERAL FUND						5,528,414.00	496,915.20	750.00		5,030,748.80
TOTAL REPORT						5,528,414.00	496,915.20	750.00		5,030,748.80

\* THERE IS A NOTE ASSOCIATED WITH THIS TRANSACTION

SUNGARD PENTAMATION  
 DATE: 11/12/2014  
 TIME: 09:39:16

ESU COORDINATING COUNCIL  
 REVENUE STATUS REPORT

PAGE NUMBER: 1  
 REVST11

SELECTION CRITERIA: ALL  
 ACCOUNTING PERIOD: 3/15

SORTED BY: Fund,Department,Program  
 TOALED ON: Fund,Department,Program  
 PAGE BREAKS ON: Fund

Fund-01 GENERAL FUND  
 Department-10 ESUCC/ADM

Program - - - - - TITLE - - - - -	BUDGET	PERIOD RECEIPTS	RECEIVABLES	YEAR TO DATE RECEIPTS	AVAILABLE BALANCE	YTD/ BUD
100 ADMIN	275,228.00	.00	.00	275,245.94	-17.94	100.01
TOTAL ADMIN	275,228.00	.00	.00	275,245.94	-17.94	100.01
TOTAL ESUCC/ADM	275,228.00	.00	.00	275,245.94	-17.94	100.01
Department-30 COOP						
332 ANNUAL BUY	218,390.00	1,361.59	.00	31,327.07	187,062.93	14.34
TOTAL ANNUAL BUY	218,390.00	1,361.59	.00	31,327.07	187,062.93	14.34
333 PRIME VENDOR BUYS	135,000.00	2,246.95	.00	13,134.88	121,865.12	9.73
TOTAL PRIME VENDOR BUYS	135,000.00	2,246.95	.00	13,134.88	121,865.12	9.73
334 AEPA/SPECIAL BUYS	1,800,000.00	19,107.39	.00	159,362.67	1,640,637.33	8.85
TOTAL AEPA/SPECIAL BUYS	1,800,000.00	19,107.39	.00	159,362.67	1,640,637.33	8.85
TOTAL COOP	2,153,390.00	22,715.93	.00	203,824.62	1,949,565.38	9.47
Department-40 SRS						
400 SRS	392,723.00	.00	.00	21,903.75	370,819.25	5.58
TOTAL SRS	392,723.00	.00	.00	21,903.75	370,819.25	5.58
TOTAL SRS	392,723.00	.00	.00	21,903.75	370,819.25	5.58
Department-50 PROF DEV						
500 PROF DEV	325,307.00	.00	.00	520.00	324,787.00	.16
TOTAL PROF DEV	325,307.00	.00	.00	520.00	324,787.00	.16
530 ESPD	12,500.00	.00	.00	.00	12,500.00	.00
TOTAL ESPD	12,500.00	.00	.00	.00	12,500.00	.00
550 NWEA	57,650.00	.00	.00	52,300.00	5,350.00	90.72
TOTAL NWEA	57,650.00	.00	.00	52,300.00	5,350.00	90.72
560 CRISIS TRAINING	40,000.00	.00	.00	.00	40,000.00	.00
TOTAL CRISIS TRAINING	40,000.00	.00	.00	.00	40,000.00	.00
570 MATH GRANT	500,000.00	3,800.00	.00	122,459.91	377,540.09	24.49
TOTAL MATH GRANT	500,000.00	3,800.00	.00	122,459.91	377,540.09	24.49
575 SLDS GRANT	200,000.00	.00	.00	.00	200,000.00	.00
TOTAL SLDS GRANT	200,000.00	.00	.00	.00	200,000.00	.00
TOTAL PROF DEV	1,135,457.00	3,800.00	.00	175,279.91	960,177.09	15.44

Department-60 BLENDED

SUNGARD PENTAMATION  
 DATE: 11/12/2014  
 TIME: 09:39:16

ESU COORDINATING COUNCIL  
 REVENUE STATUS REPORT

PAGE NUMBER: 2  
 REVST11

SELECTION CRITERIA: ALL  
 ACCOUNTING PERIOD: 3/15

SORTED BY: Fund,Department,Program  
 TOALED ON: Fund,Department,Program  
 PAGE BREAKS ON: Fund

Fund-01 GENERAL FUND  
 Department-60 BLENDED

Program - - - - - TITLE - - - - -	BUDGET	PERIOD RECEIPTS	RECEIVABLES	YEAR TO DATE RECEIPTS	AVAILABLE BALANCE	YTD/ BUD
600 IMAT	405,250.00	.00	.00	28,871.23	376,378.77	7.12
TOTAL IMAT	405,250.00	.00	.00	28,871.23	376,378.77	7.12
620 DEC	296,365.00	.00	.00	297,789.52	-1,424.52	100.48
TOTAL DEC	296,365.00	.00	.00	297,789.52	-1,424.52	100.48
640 MEL	200,855.00	.00	.00	52,663.00	148,192.00	26.22
TOTAL MEL	200,855.00	.00	.00	52,663.00	148,192.00	26.22
TOTAL BLENDED	902,470.00	.00	.00	379,323.75	523,146.25	42.03
Department-70 FLOW THROUGH						
100 ADMIN	10,000.00	.00	.00	.00	10,000.00	.00
TOTAL ADMIN	10,000.00	.00	.00	.00	10,000.00	.00
300 COOP	10,000.00	.00	.00	.00	10,000.00	.00
TOTAL COOP	10,000.00	.00	.00	.00	10,000.00	.00
400 SRS	10,000.00	.00	.00	.00	10,000.00	.00
TOTAL SRS	10,000.00	.00	.00	.00	10,000.00	.00
500 PROF DEV	235,000.00	.00	.00	.00	235,000.00	.00
TOTAL PROF DEV	235,000.00	.00	.00	.00	235,000.00	.00
550 NWEA	10,000.00	.00	.00	.00	10,000.00	.00
TOTAL NWEA	10,000.00	.00	.00	.00	10,000.00	.00
560 CRISIS TRAINING	15,000.00	.00	.00	.00	15,000.00	.00
TOTAL CRISIS TRAINING	15,000.00	.00	.00	.00	15,000.00	.00
600 IMAT	20,000.00	.00	.00	.00	20,000.00	.00
TOTAL IMAT	20,000.00	.00	.00	.00	20,000.00	.00
602 SPECIAL PROJECTS	10,000.00	.00	.00	.00	10,000.00	.00
TOTAL SPECIAL PROJECTS	10,000.00	.00	.00	.00	10,000.00	.00
603 MEDIA ACQUISITIONS	10,000.00	.00	.00	.00	10,000.00	.00
TOTAL MEDIA ACQUISITIONS	10,000.00	.00	.00	.00	10,000.00	.00
620 DEC	15,000.00	.00	.00	.00	15,000.00	.00
TOTAL DEC	15,000.00	.00	.00	.00	15,000.00	.00
641 LMS	15,000.00	.00	.00	.00	15,000.00	.00
TOTAL LMS	15,000.00	.00	.00	.00	15,000.00	.00

SUNGARD PENTAMATION  
 DATE: 11/12/2014  
 TIME: 09:39:16

ESU COORDINATING COUNCIL  
 REVENUE STATUS REPORT

PAGE NUMBER: 3  
 REVST11

SELECTION CRITERIA: ALL  
 ACCOUNTING PERIOD: 3/15

SORTED BY: Fund,Department,Program  
 TOTALED ON: Fund,Department,Program  
 PAGE BREAKS ON: Fund

Fund-01 GENERAL FUND  
 Department-70 FLOW THROUGH

Program - - - - - TITLE - - - - -	BUDGET	PERIOD RECEIPTS	RECEIVABLES	YEAR TO DATE RECEIPTS	AVAILABLE BALANCE	YTD/ BUD
TOTAL FLOW THROUGH	360,000.00	.00	.00	.00	360,000.00	.00
Department-80 MISC CASH BROUGHT FWD						
300 COOP	149,486.00	.00	.00	.00	149,486.00	.00
TOTAL COOP	149,486.00	.00	.00	.00	149,486.00	.00
400 SRS	42,011.00	.00	.00	.00	42,011.00	.00
TOTAL SRS	42,011.00	.00	.00	.00	42,011.00	.00
555 INTEL GRANT	17,763.00	.00	.00	.00	17,763.00	.00
TOTAL INTEL GRANT	17,763.00	.00	.00	.00	17,763.00	.00
600 IMAT	30,611.00	.00	.00	.00	30,611.00	.00
TOTAL IMAT	30,611.00	.00	.00	.00	30,611.00	.00
641 LMS	69,275.00	.00	.00	.00	69,275.00	.00
TOTAL LMS	69,275.00	.00	.00	.00	69,275.00	.00
TOTAL MISC CASH BROUGHT FWD	309,146.00	.00	.00	.00	309,146.00	.00
TOTAL GENERAL FUND	5,528,414.00	26,515.93	.00	1,055,577.97	4,472,836.03	19.09
TOTAL REPORT	5,528,414.00	26,515.93	.00	1,055,577.97	4,472,836.03	19.09

ESU COORDINATING COUNCIL  
October 2014 - Expenses

CHECK NUMBER	CHECK DATE	VENDOR #	VENDOR NAME/PAYEE	ORG KEY	ACCOUNT	DESCRIPTION	CHECK AMOUNT
12528	11/20/14	1176	HELEN BANZHAF	0150570400	26700	NMPDS TRAVEL REIMBU	\$775.37
12529	11/20/14	1216	DEB ROMANEK	0150570400	26700	NMPDA TRAVEL REIMBU	\$146.65
12530	11/20/14	1119	HUMBOLDT TABLE ROCK	0150570400	23180	NMPDS TEACHER STIPE	\$700.00
12531	11/20/14	1204	FREMONT PUBLIC SCHO	0150570400	23180	NMPDS TEACHER STIPE	\$1,120.00
12532	11/05/14	1044	TIME WARNER CABLE	0130300000	23820	COOP PHONE LINCOLN	\$66.84
12532	11/05/14	1044	TIME WARNER CABLE	0130300000	23830	COOP INTERNET LINCO	\$74.39
12532	11/05/14	1044	TIME WARNER CABLE	0140400000	23820	SRS PHONE LINCOLN	\$133.69
12532	11/05/14	1044	TIME WARNER CABLE	0140400000	23830	SRS INTERNET LINCOL	\$148.79
12533	11/05/14	1051	HARVILL ENTERPRISES	0130300000	23180	COOP CONTRACTED SER	\$40.00
12533	11/05/14	1051	HARVILL ENTERPRISES	0140400000	23180	SRS CONTRACTED SER	\$80.00
12533	11/05/14	1051	HARVILL ENTERPRISES	0160600000	23180	IMAT CONTRACTED SER	\$80.00
12533	11/05/14	1051	HARVILL ENTERPRISES	0160620000	23180	DEC CONTRACTED SER	\$200.00
12533	11/05/14	1051	HARVILL ENTERPRISES	0160641000	23180	LMS CONTRACTED SER	\$200.00
12533	11/05/14	1051	HARVILL ENTERPRISES	0150500400	23180	PD CONTRACTED SERVI	\$200.00
12534	11/05/14	1050	BISHOP BUSINESS	0130300000	23525	COOP PRINTING LINCO	\$20.86
12534	11/05/14	1050	BISHOP BUSINESS	0140400000	23525	SRS PRINTING LINCOL	\$41.73
12535	11/05/14	1057	EDUCATIONAL SERVICE	0160641000	23830	LMS INTERNET OMAHA	\$200.00
12535	11/05/14	1057	EDUCATIONAL SERVICE	0160620000	25600	DEC POWER ADAPTORS	\$180.00
12535	11/05/14	1057	EDUCATIONAL SERVICE	0150570400	26800	NMPDS CONF/CATERING	\$187.50
12535	11/05/14	1057	EDUCATIONAL SERVICE	0110100000	23270	ESUCC RENT OMAHA	\$477.60
12535	11/05/14	1057	EDUCATIONAL SERVICE	0130300000	23270	COOP RENT OMAHA	\$90.65
12535	11/05/14	1057	EDUCATIONAL SERVICE	0140400000	23270	SRS RENT OMAHA	\$54.70
12535	11/05/14	1057	EDUCATIONAL SERVICE	0160600000	23270	IMAT RENT OMAHA	\$86.34
12535	11/05/14	1057	EDUCATIONAL SERVICE	0160620000	23270	DEC RENT OMAHA	\$200.27
12535	11/05/14	1057	EDUCATIONAL SERVICE	0160641000	23270	LMS RENT OMAHA	\$156.08
12535	11/05/14	1057	EDUCATIONAL SERVICE	0110100000	23820	ESUCC PHONE OMAHA	\$48.00
12535	11/05/14	1057	EDUCATIONAL SERVICE	0160641000	23820	LMS PHONE OMAHA	\$48.00
12536	11/05/14	1062	STAPLES ADVANTAGE	0110100000	23525	ESUCC POSTAGE OMAHA	\$10.69
12536	11/05/14	1062	STAPLES ADVANTAGE	0130300000	24100	ESUCC PRINTING OMAH	\$1.83
12536	11/05/14	1062	STAPLES ADVANTAGE	0110100000	24100	COOP SUPPLIES	\$173.73
12536	11/05/14	1062	STAPLES ADVANTAGE	0110100000	24100	ESUCC SUPPLIES	\$21.90
12536	11/05/14	1062	STAPLES ADVANTAGE	0150570400	24100	NMPDS SUPPLIES	\$53.49
12536	11/05/14	1062	STAPLES ADVANTAGE	0150570400	24100	NMPDS SUPPLIES	\$146.48
12537	11/05/14	1062	METAL LOGOS	0150570400	24100	NMPDS SUPPLIES	\$25.00
12538	11/05/14	1047	AT&T MOBILITY	0110100000	23820	ESUCC SUPPLIES/NAME	\$180.96
12539	11/05/14	1039	UNION BANK & TRUST	0140400000	26700	SRS CELL PHONES	\$8.00
12539	11/05/14	1039	UNION BANK & TRUST	0110100000	26700	ESUCC TRAVEL	\$8.00
12539	11/05/14	1039	UNION BANK & TRUST	0160620000	26800	DEC CONF/MEETING	\$107.96

12539	11/05/14	1039	UNION BANK & TRUST	0110100000	23500	ESUCC ADVERTISING	\$339.00
12539	11/05/14	1039	UNION BANK & TRUST	0110100000	26300	ESUCC NETA CONF DUE	\$900.00
12539	11/05/14	1039	UNION BANK & TRUST	0110100000	23140	ESUCC LOBBYIST FEE	\$200.00
12539	11/05/14	1039	UNION BANK & TRUST	0110100000	26700	ESUCC TRAVEL	\$8.00
12539	11/05/14	1039	UNION BANK & TRUST	0150560000	23190	PD CRISIS SUPPLIES/	\$483.00
12539	11/05/14	1039	UNION BANK & TRUST	0150560000	23190	PD CRISIS SUPPLIES/	\$762.50
12539	11/05/14	1039	UNION BANK & TRUST	0160641000	24650	LMS SOFTWARE/GO DAD	\$299.99
12539	11/05/14	1039	UNION BANK & TRUST	0150560000	23190	PD CRISIS SUPPLIES/	\$130.45
12539	11/05/14	1039	UNION BANK & TRUST	0130300000	26800	COOP AEP A CONF FEE	\$350.00
12539	11/05/14	1039	UNION BANK & TRUST	0110100000	26700	ESUCC TRAVEL	\$4.00
12539	11/05/14	1039	UNION BANK & TRUST	0150555300	26800	INTEL NCSA-NSAB CON	\$832.00
12539	11/05/14	1039	UNION BANK & TRUST	0130300000	26800	AEP A CONF - SHARTON	\$536.94
12539	11/05/14	1039	UNION BANK & TRUST	0130300000	26800	AEP A CONF/MEETING	\$934.20
12539	11/05/14	1039	UNION BANK & TRUST	0150560000	23190	PD CRISIS SUPPLIES/	\$169.50
12539	11/05/14	1039	UNION BANK & TRUST	0110100000	26700	ESUCC TRAVEL	\$13.75
12540	11/05/14	1027	UNION BANK & TRUST	0110100000	26300	ESUCC TRAVEL	\$24.88
12541	11/20/14	1064	SAFARI BOOKS ONLINE	0150510200	26300	ESUCC FEES	\$57.04
12541	11/20/14	1064	EDUCATIONAL SERVICE	0110100000	24400	RENEWAL SUBSCRIPTIO	\$5,640.00
12541	11/20/14	1064	EDUCATIONAL SERVICE	0110100000	21100	ESUCC SALARIES	\$9,607.58
12541	11/20/14	1064	EDUCATIONAL SERVICE	0110100000	22100	ESUCC SS/MEDICARE	\$695.58
12541	11/20/14	1064	EDUCATIONAL SERVICE	0110100000	22200	ESUCC RETIREMENT	\$949.02
12541	11/20/14	1064	EDUCATIONAL SERVICE	0110100000	22400	ESUCC WORK COMP	\$57.63
12541	11/20/14	1064	EDUCATIONAL SERVICE	0110100000	22305	ESUCC WAGE WORKS	\$4.20
12541	11/20/14	1064	EDUCATIONAL SERVICE	0110100000	23160	ESUCC FISCAL AGENT	\$206.00
12541	11/20/14	1064	EDUCATIONAL SERVICE	0130300000	22830	ESUCC UNEMPLOYMENT	\$186.00
12541	11/20/14	1064	EDUCATIONAL SERVICE	0130300000	21100	COOP SALARIES	\$26,550.30
12541	11/20/14	1064	EDUCATIONAL SERVICE	0130300000	22100	COOP SS/MEDICARE	\$1,952.49
12541	11/20/14	1064	EDUCATIONAL SERVICE	0130300000	22200	COOP RETIREMENT	\$1,053.40
12541	11/20/14	1064	EDUCATIONAL SERVICE	0130300000	22400	COOP WORK COMP	\$159.28
12541	11/20/14	1064	EDUCATIONAL SERVICE	0130300000	22305	COOP WAGE WORKS	\$15.75
12541	11/20/14	1064	EDUCATIONAL SERVICE	0130300000	22830	COOP UNEMPLOYMENT	\$139.50
12541	11/20/14	1064	EDUCATIONAL SERVICE	0130300000	23270	COOP RENT AINSWORTH	\$1,104.00
12541	11/20/14	1064	EDUCATIONAL SERVICE	0130300000	23820	COOP PHONE AINSWORT	\$84.00
12541	11/20/14	1064	EDUCATIONAL SERVICE	0130300000	23525	COOP PRINTING/COPIE	\$27.43
12541	11/20/14	1064	EDUCATIONAL SERVICE	0130300000	23280	COOP BOND/INSURANCE	\$32.00
12541	11/20/14	1064	EDUCATIONAL SERVICE	0160620000	22300	COOP HEALTH INSURAN	\$1,636.22
12541	11/20/14	1064	EDUCATIONAL SERVICE	0160620000	21100	DEC SALARIES	\$13,212.27
12541	11/20/14	1064	EDUCATIONAL SERVICE	0160620000	22100	DEC SS/MEDICARE	\$908.26
12541	11/20/14	1064	EDUCATIONAL SERVICE	0160620000	22200	DEC RETIREMENT	\$1,305.09
12541	11/20/14	1064	EDUCATIONAL SERVICE	0160620000	22400	DEC WORK COMP	\$79.24
12541	11/20/14	1064	EDUCATIONAL SERVICE	0160620000	22305	DEC WAGE WORKS	\$16.24

12541	11/20/14	1064	EDUCATIONAL SERVICE	0160620000	22830	DEC UNEMPLOYMENT	\$711.45
12541	11/20/14	1064	EDUCATIONAL SERVICE	0160600000	21100	IMAT SALARIES	\$3,557.12
12541	11/20/14	1064	EDUCATIONAL SERVICE	0160600000	22100	IMAT SS/MEDICARE	\$252.36
12541	11/20/14	1064	EDUCATIONAL SERVICE	0160600000	22200	IMAT RETIREMENT	\$351.37
12541	11/20/14	1064	EDUCATIONAL SERVICE	0160600000	22400	IMAT WORK COMP	\$21.34
12541	11/20/14	1064	EDUCATIONAL SERVICE	0160600000	22305	IMAT WAGE WORKS	\$3.22
12541	11/20/14	1064	EDUCATIONAL SERVICE	0160600000	22830	IMAT UNEMPLOYMENT	\$153.45
12541	11/20/14	1064	EDUCATIONAL SERVICE	0160641000	21100	LMS SALARIES	\$7,225.82
12541	11/20/14	1064	EDUCATIONAL SERVICE	0160641000	22100	LMS SS/MEDICARE	\$503.17
12541	11/20/14	1064	EDUCATIONAL SERVICE	0160641000	22200	LMS RETIREMENT	\$713.75
12541	11/20/14	1064	EDUCATIONAL SERVICE	0160641000	22400	LMS WORK COMP	\$43.34
12541	11/20/14	1064	EDUCATIONAL SERVICE	0160641000	22305	LMS WAGE WORKS	\$8.54
12541	11/20/14	1064	EDUCATIONAL SERVICE	0140400000	22830	LMS UNEMPLOYMENT	\$530.10
12541	11/20/14	1064	EDUCATIONAL SERVICE	0140400000	21100	SRS SALARIES	\$13,020.28
12541	11/20/14	1064	EDUCATIONAL SERVICE	0140400000	22200	SRS SS/MEDICARE	\$940.05
12541	11/20/14	1064	EDUCATIONAL SERVICE	0140400000	22400	SRS RETIREMENT	\$1,286.11
12541	11/20/14	1064	EDUCATIONAL SERVICE	0140400000	22305	SRS WAGE WORKS	\$78.11
12541	11/20/14	1064	EDUCATIONAL SERVICE	0140400000	22830	SRS UNEMPLOYMENT	\$1.75
12541	11/20/14	1064	EDUCATIONAL SERVICE	0150500000	21100	PD SALARIES	\$139.50
12541	11/20/14	1064	EDUCATIONAL SERVICE	0150500000	22100	PD SS/MEDICARE	\$1,927.77
12541	11/20/14	1064	EDUCATIONAL SERVICE	0150500000	22200	PD RETIREMENT	\$138.21
12541	11/20/14	1064	EDUCATIONAL SERVICE	0150500000	22400	PD WORK COMP	\$190.42
12541	11/20/14	1064	EDUCATIONAL SERVICE	0150500000	22305	PD WAGE WORKS	\$11.56
12541	11/20/14	1064	EDUCATIONAL SERVICE	0150570400	21100	NMPDS SALARIES	\$2.80
12541	11/20/14	1064	EDUCATIONAL SERVICE	0150570400	22100	NMPDS SS/MEDICARE	\$1,279.02
12541	11/20/14	1064	EDUCATIONAL SERVICE	0150570400	22200	NMPDS RETIREMENT	\$86.27
12541	11/20/14	1064	EDUCATIONAL SERVICE	0150570400	22400	NMPDS WORK COMP	\$126.34
12542	11/20/14	1064	EDUCATIONAL SERVICE	0150570400	22305	NMPDS WAGE WORKS	\$7.67
12542	11/20/14	1040	HARDING & SHULTZ	0110100000	23170	ESUCC LEGAL SERVICE	\$3.50
12542	11/20/14	1040	HARDING & SHULTZ	0130300000	23170	COOP LEGAL SERVICES	\$6,581.14
12542	11/20/14	1040	HARDING & SHULTZ	0140400000	23170	SRS LEGAL SERVICES	\$6,581.13
12542	11/20/14	1040	HARDING & SHULTZ	0160600000	23170	IMAT LEGAL SERVICES	\$918.30
12542	11/20/14	1040	HARDING & SHULTZ	0160620000	23170	DEC LEGAL SERVICES	\$408.13
12543	11/20/14	1040	HARDING & SHULTZ	0160641000	23170	LMS LEGAL SERVICES	\$408.13
12544	11/20/14	1026	NORTHWEST EVALUATIO	0150550200	23190	NWEA TRAINING, ESU	\$5,000.00
12545	11/20/14	1215	MIDWEST CONNECT	0130300000	24100	COOP SUPPLIES	\$50.00
12545	11/20/14	1066	CHARTWELLS DINING S	0150570400	26800	NMPDS CONF/ELEMENTA	\$140.63
12546	11/20/14	1066	CHARTWELLS DINING S	0150570400	26800	NMPDS CONF/SECONDAR	\$166.80
12547	11/20/14	1067	EDUCATIONAL SERVICE	0150540200	26800	NMPDS CONF/CATERING	\$494.88
					26800	PD TAG DIGITAL CITI	\$750.00

12547	11/20/14	1067	EDUCATIONAL SERVICE	0150570400	26800	NMPDS CONF/WORKSHOP	\$431.20
12547	11/20/14	1067	EDUCATIONAL SERVICE	0150560000	23190	PD CRISIS TRAINING	\$1,633.24
12547	11/20/14	1067	EDUCATIONAL SERVICE	0130300000	26800	COOP SCHOOL ADVISOR	\$211.20
12548	11/20/14	1068	EDUCATIONAL SERVICE	0160620000	26800	DEC BLENDED CONF/MT	\$146.18
12549	11/20/14	1069	LINCOLN PUBLIC SCHO	0150560000	23190	PD CRISIS TRAINING	\$444.64
12550	11/20/14	1073	RODEWAY INN	0150510200	26800	PD NOC CONF/MEETING	\$164.10
12551	11/20/14	1073	RODEWAY INN	0130300000	26700	COOP TRAVEL/LODGIN	\$125.98
12552	11/20/14	1072	HOLIDAY INN EXPRESS	0130300000	23180	PD CRISIS, DUDLEY L	\$83.00
12552	11/20/14	1072	HOLIDAY INN EXPRESS	0150560000	26700	COOP TRAVEL/LODGIN	\$62.99
12552	11/20/14	1072	HOLIDAY INN EXPRESS	0130300000	26700	COOP TRAVEL/LODGIN	\$83.00
12553	11/20/14	1072	HOLIDAY INN EXPRESS	0150570400	26700	NMPDS TRAVEL/LODGIN	\$83.00
12553	11/20/14	1085	HOLIDAY INN EXPRESS	0150570400	26700	NMPDS TRAVEL/LODGIN	\$83.00
12554	11/20/14	1085	HOLIDAY INN EXPRESS	0150570400	26700	NMPDS TRAVEL/LODGIN	\$249.00
12555	11/20/14	1198	COMFORT INN	0150570400	26700	NMPDS TRAVEL/LODGIN	\$332.00
12555	11/20/14	1086	SCOTT ISAACSON	0150570400	26700	NMPDS TRAVEL/LODGIN	\$474.75
12556	11/20/14	1086	SCOTT ISAACSON	0110100000	26700	ESUCC TRAVEL REIMB	\$47.60
12556	11/20/14	1061	DEB HERICKS	0160620000	26700	DEC TRAVEL REIMB	\$222.20
12556	11/20/14	1061	DEB HERICKS	0150570400	26700	DEC TRAVEL REIMB	\$323.17
12557	11/20/14	1061	DEB HERICKS	0110100000	26700	NMPDS TRAVEL/EXP RE	\$73.92
12557	11/20/14	1100	GORDON ROETHEMEYER	0160620000	26700	ESUCC TRAVEL/EXP RE	\$203.28
12557	11/20/14	1100	GORDON ROETHEMEYER	0160620000	26700	DEC TRAVEL/EXP REIM	\$147.28
12558	11/20/14	1100	GORDON ROETHEMEYER	0160620000	26700	DEC TRAVEL/EXP REIM	\$96.32
12559	11/20/14	1087	RHONDA EIS	0160600000	26700	IMAT TRAVEL/EXP REI	\$209.44
12559	11/20/14	1101	CRAIG PETERSON	0160600000	26700	IMAT TRAVEL/EXP REI	\$27.77
12560	11/20/14	1101	CRAIG PETERSON	0130300000	26700	COOP TRAVEL/EXP REI	\$21.70
12561	11/20/14	1077	BRENDA KONKOLESKI	0130300000	26700	COOP TRAVEL/EXP REI	\$176.96
12561	11/20/14	1176	HELEN BANZHAF	0150570400	26700	COOP TRAVEL/EXP REI	\$3,333.33
12561	11/20/14	1176	HELEN BANZHAF	0150570400	26700	COOP TRAVEL/EXP REI	\$507.86
12562	11/20/14	1079	TECHNICAL EVALULATI	0150570400	23180	NMPDS CONTRACTED SE	\$1,500.00
12562	11/20/14	1079	TECHNICAL EVALULATI	0150570400	23180	NMPDS CONTRACTED SE	\$327.04
12563	11/20/14	1080	I-CUBED SOLUTIONS	0150570400	26700	NMPDS TRAVEL/EXP RE	\$327.04
12563	11/20/14	1080	I-CUBED SOLUTIONS	0150570400	23180	NMPDS TRAVEL/EXP RE	\$1,500.00
12563	11/20/14	1080	I-CUBED SOLUTIONS	0150570400	26700	NMPDS CONTRACTED SE	\$337.12
12564	11/20/14	1220	ACCO BRANDS DIRECT	0150570400	26700	NMPDS TRAVEL/EXP RE	\$337.12
12565	11/20/14	1041	NE ASSOCIATION OF S	0130300000	24100	COOP SUPPLIES	\$27.88
12565	11/20/14	1041	NE ASSOCIATION OF S	0130300000	23270	COOP SUPPLIES	\$258.34
12566	11/20/14	1052	SOLIANT CONSULTING	0140400000	23270	SRS RENT LINCOLN	\$516.66
12566	11/20/14	1052	SOLIANT CONSULTING	0140400000	23180	SRS CONTRACTED SERV	\$1,736.00
12567	11/20/14	1045	AT CONFERENCE	0140400000	23180	SRS CONTRACTED SERV	\$5,206.25
12567	11/20/14	1045	AT CONFERENCE	0130300000	23820	COOP PHONE CONF	\$38.32
12568	11/20/14	1223	EDUCATIONAL SERVICE	0160600000	23820	COOP PHONE CONF	\$13.72
12569	11/20/14	1108	EDUCATIONAL SERVICE	0150500200	23190	IMAT PHONE CONF	\$7.00
12569	11/20/14	1108	EDUCATIONAL SERVICE	0130300000	23180	OVERPAYMENT REIMB	\$5,607.13
12569	11/20/14	1108	EDUCATIONAL SERVICE	0130300000	23180	COOP CONTRACTED SER	

12570	11/20/14	1106	NORTHEAST COMMUNITY	0150570400	26800	NMPDS WORKSHOP	\$3,880.00
12571	11/20/14	1224	HAMPTON INN & SUITE	0150555300	26700	INTEL TRAVEL PETERS	\$298.00
12572	11/20/14	1105	HOLIDAY INN LINCOLN	0160620000	26700	DEC TRAVEL/LODGING	\$166.00
12573	11/20/14	1074	HOLIDAY INN EXPRESS	0150560000	23180	CRISIS CONTRACTED S	\$93.00
12574	11/20/14	1070	COUNTRY INN & SUITE	0110100000	26800	ESUCC MEETINGS	\$1,370.09
12575	11/20/14	1155	DAVE LUDWIG	0110100000	26700	ESUCC TRAVEL	\$1,423.52
12576	11/20/14	1099	JOHN DUDLEY	0150560000	23180	CRISIS CONTRACTED S	\$14,599.67
12577	11/20/14	1215	MIDWEST CONNECT	0130300000	24100	COOP SUPPLIES	\$17.00
12578	11/20/14	1226	TPRINT	0110100000	24100	BUSINESS CARDS, PRI	\$120.72
12578	11/20/14	1226	TPRINT	0130300000	24100	BUSINESS CARDS, PRI	\$120.72
12578	11/20/14	1226	TPRINT	0140400000	24100	BUSINESS CARDS, PRI	\$60.36
12578	11/20/14	1226	TPRINT	0160620000	24100	BUSINESS CARDS, PRI	\$120.70
12578	11/03/14	1209	CINCINNATI INSURANC	0110100000	23280	ESUCC INSURANCE	\$923.00
EFT00006							<b>\$183,642.24</b>

Created By:  11/13/14

Reviewed By: \_\_\_\_\_

Reviewed By: \_\_\_\_\_

Approved By: \_\_\_\_\_



## Official Mileage Log

**Name** David M. Ludwig  
**Position** Executive Director

**Month** September/Octob  
 Amount paid per mile = \$.56 cents

Date	Destination: From/To	Beginning Odometer	Ending Odometer	Miles Per Day	Amount Due
				<b>\$0.560</b>	
9/19	(Neglected to include in the September Billing.) Home to NECC to Home	49288	49425	137	\$76.72
9/29	Homebase to NDE to Homebase	50745	50850	105	\$58.80
				0	\$0.00
9/30	Homebase to ESU 3 to Homebase	50869	50937	68	\$38.08
10/1	Homebase to ESU 10 to Homebase	50994	51362	368	\$206.08
10/3	Homebase to Lincoln Cornhusker to Homebase	51533	51637	104	\$58.24
10/6	Homebase to ESU 3 to Gallup to Homebase	51763	51860	97	\$54.32
10/7	Homebase to ESU 3 to Homebase	51880	51948	68	\$38.08
10/8	Homebase to Lincoln (Country Inn&Suites) to Homebase	51973	52069	96	\$53.76
10/9	Homebase to Lincoln (Country Inn&Suites) to Homebase	52089	52185	96	\$53.76
10/10	Homebase to NCSA to Homebase	52242	52346	104	\$58.24
10/14	Homebase to ESU 3 to Homebase	52697	52765	68	\$38.08
10/15	Home to Divots in Norfolk to NECC to Home	52792	52926	134	\$75.04
10-16 & 17	Home base to Broken Bow to Ainsworth to Homebase	52936	53429	493	\$276.08
10/22	Homebase to ESU 3 to Homebase	54351	54419	68	\$38.08
10/23	Homebase to ESU 4 to Homebase	54439	54635	196	\$109.76
10/24	Homebase to ESU 3 to Homebase	54663	54731	68	\$38.08
10/27	Homebase to ESU 3 to Westside Convention Center to Homebase	54857	54925	68	\$38.08
10/29	Homebase to ESU 3 to Homebase	3310	3378	68	\$38.08
10/30	Homebase to ESU 3 to Homebase	55049	55117	68	\$38.08
10/31	Homebase to ESU 3 to Homebase	55141	55209	68	\$38.08
				0	\$0.00
				0	\$0.00
	<b>Total</b>			2542	\$1,423.52



## Official Mileage Log

Duty/Agenda
<b>NNNC BlendED Meeting</b>
Matt Blomstedt and Freida Lang for the ESUCC Planning Session, Meeting with Pearson/Powerschool at NDE and a MSA Meeting at NDE with Dean Folkers
ESUCC Agenda and Coop Vendor (Brenmar)
ESUCC Coop Advisory Committee at ESU 10
Senator Sullivan with BlendED Co-Chairs and Matt Blomstedt; Freida Lange p.m.
Preparation for the LB 1103 Hearing with the hearing in the afternoon
<b>Monthly Budget Review, Coop, eMeeting</b>
ESUCC Work Session
ESUCC Meeting
Google Summit Protocol
<b>Public Hearing Prep, Coop, Staff Meeting</b>
ESU 1/8 Joint Supt. Meeting Norfolk Divots and LB 1103 Hearing NECC
LB 1103 Hearing in Broken Bow and Coop with Brenda and Priscilla at ESU 17
<b>ESM Meeting at ESU 3, Coop, Math Grant</b>
ESU 4 Superintendent Meeting
Community Superintendent regarding Blended, eMeeting Agenda
Continuous Improvement Workshop, Policy Forum, Coop
Meeting with NET, eMeeting, Auditors
ESUPDO January Planning Session, Auditors
BlendED Meeting, ESUPDO Planning, Coop, Auditors

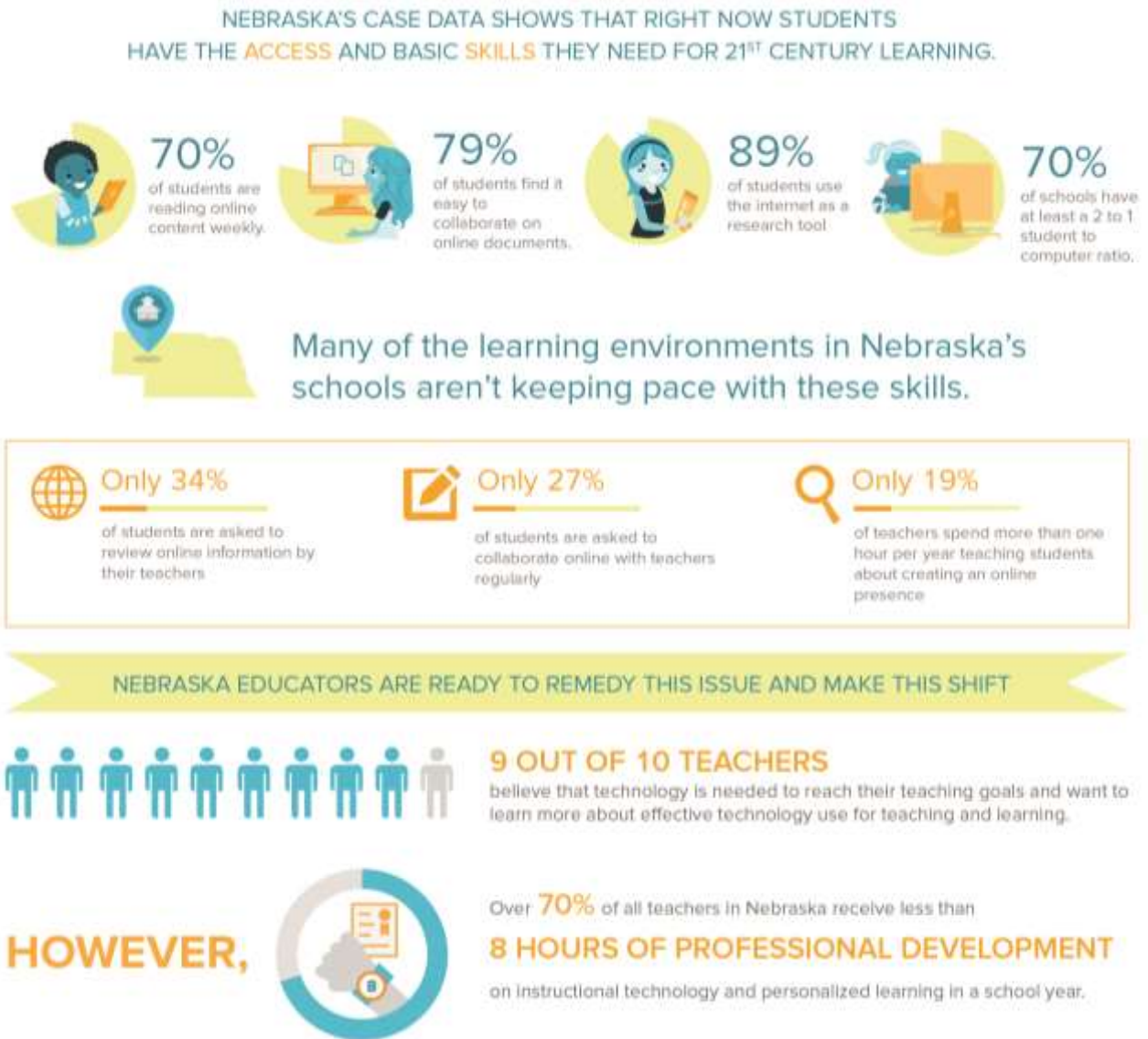


## **NEBRASKA AND 21<sup>ST</sup> CENTURY LEARNING: CURRENT CONDITIONS AND A PATH FORWARD**

After nearly 150 years of slow, incremental, evolutionary change in education, the advent of the Internet is prompting a revolution in the way that schools think about learning. Blended learning, online learning, personalized curriculum, customized instruction and individualized assessment are just a few of the monumental shifts. Technology is changing at a rapid pace, and so are the skills required to be successful in college and career. And it has everyone scrambling to figure out “what school looks like” in the 21<sup>st</sup> century where anyone with an Internet connection can learn anything, anywhere, anytime, with anyone.

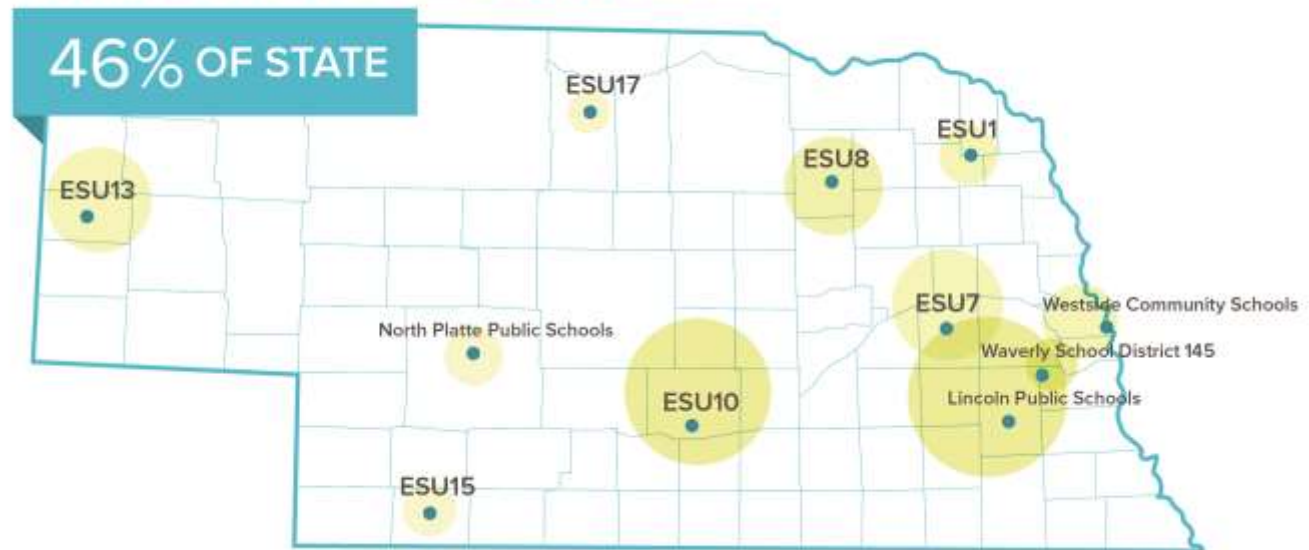
Technology is a key driver towards instruction that impacts student learning outcomes both on standardized assessments and for 21<sup>st</sup> Century Learning skills. Students must have regular opportunities to engage in the 4Cs: communication, collaboration, creativity, and critical thinking. In addition, they must have access to the instant feedback enabled by digital assessment and customized assistive technology. All of these elements combined with access to technology are what cultivate 21<sup>st</sup> Century Learning. 21<sup>st</sup> Century Learning is not student and teacher access to technology it is pedagogy.

Being aware of the classroom setting and the typical learning experiences afforded to students in



your state is the first step towards the cultivation of 21st Century Learning.

# NEBRASKA CASE USERS



What does this data mean for Nebraska?

46% of students and schools in Nebraska are using the CASE framework to improve the impact of technology on learning. Statistically significant CASE data from across the state of Nebraska proves that the BlendEd Initiative has had a positive impact on technology skills and access, a crucial first step to achieving 21<sup>st</sup> Century Learning. Students have the skills and access necessary for 21<sup>st</sup> Century Learning but this alone is not sufficient for the transformative instruction that you want to occur. For a shift in pedagogy at the statewide level students needs to be regularly engaged in the 4Cs and 21<sup>st</sup> Century Learning needs to be supported by the 3Ps: Policies, Practices and Procedures.

One path forward for Nebraska would be to put considerable focus on high quality professional development that uses an instructional design and modeling structure rather than a strictly skill-based approach. Teachers need to be supported in how to teach in a way that regularly engages students in the 4Cs. The Center for American Progress reports that 14 hours of high quality professional development on a single topic is needed before the classroom is impacted to a statistically significant degree. Effective professional development is worth the investment because it can have an enormous impact on teaching and learning in an organization and shift the culture. Research from the International Society of Technology Education (ISTE) also reveals that high quality professional development is job-embedded, personalized, and designed to promote skill transfer. Professional learning experiences must respond to teachers' interests, needs, and classroom settings. A statewide CASE implementation will help bring a unified awareness of teachers' skill profiles and

interests with technology and will inform the development of a cohesive, integrated professional development plan that will enhance student learning outcomes.

A statewide CASE implementation will also help inform the 3Ps at both the state and service agency level. Professional development supported by the 3Ps is an especially powerful way to drive change. Fostering leaders who reward teachers' use of new technologies and regularly engage teachers in observations, class visits, and discussions about best practices for teaching with technology is a necessary piece to supporting 21st century learning in schools. Creating an environment that supports and acknowledges teachers for their efforts with new technologies is necessary for transformational learning to happen system-wide. Effective leadership and supportive policies can greatly impact the learning environment and impact community and student engagement regarding digital learning.

Through the BlenEd initiative Nebraska has made the crucial first steps to achieve 21<sup>st</sup> Century Learning. Statewide use of CASE will help Nebraska take the necessary next steps to achieve the desired shift the pedagogy around 21<sup>st</sup> Century Learning system-wide.

## **APPENDIX A: IOWA'S STATEWIDE CASE IMPLEMENTATION**

In one of the more visionary uses of the platform, all of the Area Education Agencies in the state of Iowa purchased Clarity on a three-year contract, with the intent of tracking 21st Century Learning across the state over the next 36 months. They made this commitment after many of them used Clarity last year, finding the tool ideal for driving the kind of pedagogical change described above. In fact, the instructional coaches within the state have adopted the Clarity 21<sup>st</sup> century research framework as a common framework to use when speaking with teachers and administrators in schools about the transformation. Finally, and perhaps most intriguingly, the AEAs have begun to explore how the platform can help them to identify cooperative statewide services needed by the majority of Iowa schools.

“

*“CASE has enabled us to develop a common language among service agencies and prioritize learning initiatives statewide.”*

Dr. Sally Lindgren  
Administrator of Technology & Programs  
Great Prairie Area Education Agency, IA

Here are just a few of the ways the platform has empowered both state level and service agency level leaders in Iowa. It has permitted Iowa's education leaders to:

- Quickly and easily determine the support needs of schools at a micro and macro level
- Save money by spending smarter
- Make professional development more impactful and more measurable
- Create a common language between the agency and districts that drives increased services
- Empower the state, agencies, and districts to make the case for increased budgets
- Improve relationships between the state, agencies and schools

*“As a state service agency the CASE data has been instrumental in helping us plan targeted professional development for our districts. We had a very good grasp of what we thought were areas for growth, but now we have data to support our decisions and a tool to track progress. Our next steps include working with district instructional and technology coaches and having them network and create ways to support their teachers and students around common gaps.”*

Stacy Behmer  
Coordinator of Digital Learning Technology  
Grantwood AEA, IA

## **APPENDIX B: THE CLARITY PLATFORM AND CASE FRAMEWORK**

### **OUR APPROACH**

Clarity is an online Software-as-a-Service (SaaS) platform that is informed by the close collaboration between educational researchers, school practitioners, statisticians, analysts, and experienced “system dynamics” modelers. This team of experts combines qualitative research and quantitative methods with a proprietary framework specifically designed to link educational factors to learning outcomes.

BrightBytes has taken decades of practitioner experience and input from dozens of experts and researchers and applied these insights to a method that key decision makers can use to analyze school information in a way that is educative, engaging and actionable.

- **Educative:** The platform translates complex research and analysis into easy to understand, informative concepts.
- **Engaging:** The research and analysis is easy and fun to consume.
- **Actionable:** The outcomes of the research and analysis are accompanied by specific recommendations to improve learning.



## CLARITY

The Clarity platform helps educational leaders make more informed decisions more quickly. In less than 15 minutes, districts and schools receive a customized, web-based dashboard highlighting strengths and weaknesses, plus a personalized set of recommended improvements.

## CLARITY IS IMPACTING MILLIONS OF STUDENTS ACROSS THE COUNTY

### Platform Features



Technology and PD plans



Dozens of simple dashboards



Track progress over time



Disaggregate information by state, district, school, and grade level



Intuitive design	Quick	Bank grade security	SaaS platform
Makes analysis simple & actionable	Takes less than 15 minutes	256-bit encryption and FERPA Compliant	100% online, scalable solution

### Who Uses Clarity?



#### District and School Leadership

- Assess progress for and make a compelling case with stakeholders
- Shift from intuition-based to evidence-based decisions
- Get beyond discussions to take action
- Target professional development to the areas of greatest need
- Get the evidence you need to apply for, and maintain, grants and funding
- Improve graduation rates by increasing the factors that positively drive student learning



#### Service Agency Leaders



- Form a closer relationship between you and the people you serve
- Save money by offering shared services across the region
- Assess impact by measuring the results of service agency programs
- Improve regional student achievement gains

### BRIGHTBYTES LABS

BrightBytes Labs is the research engine that drives BrightBytes' statistical analyses.

- Powered by a team of statisticians, analysts, researchers, thought leaders, and practitioners
- Informed by experts in their fields from world-class research institutions such as MIT, Stanford, Berkeley, Columbia, and UCLA
- Improving student learning through analysis, research, thought leadership, and practitioner experience



By the Numbers:

- Researchers vet 100 potential newsfeed articles weekly.
- More than 300 articles, reports, and studies have been pulled from this weekly list, with more being added daily.

## CASE

Used by thousands of schools to improve the impact of technology on learning, the CASE framework, on the BrightBytes Clarity platform, informs the research gathering and analytical processes used to improve the impact of technology on learning outcomes.

CASE is a flexible, research-based framework founded on decades of research, practice, and analysis. The CASE research and data science team ensure that educators and agencies have the data they need to respond to fast-moving changes. Informed by over 4,200 research articles, CASE is the most widely used way to measure the impact of technology on learning in the United States.

CASE turns complex research and analysis into fast, easy actions and provides personalized recommendations for addressing gaps. Users have access to an interactive dashboard with infographics and user-friendly, educative insights that help all leaders improve their school systems. In less than 15 minutes, districts and schools receive a customized, web-based dashboard highlighting strengths and weaknesses, plus a personalized set of recommended improvements. It's the advice delivered by thousands of consultants for tens of thousands of dollars but for a fraction of the cost.



**Classroom** kind of analysis and  
**Access** consultants for tens of  
**Skills** dollars but for a fraction  
**Environment**

CASE has four domains and 22 success indicators that prioritize the behaviors by teachers, leaders, and students that directly impact student-learning outcomes.

CASE Domains and Success Indicators:

- Classroom
  - 4Cs: Communication, Collaboration, Creativity, Critical Thinking
  - Digital Citizenship
  - Digital Assessment and Feedback
  - Assistive Technology
  
- Access
  - Access at School for Teachers and Students
  - Access at Home for Teachers and Students
  
- Skills
  - Foundational Skills for Teachers and Students
  - Online Skills for Teachers and Students
  - Multimedia Skills for Teachers and Students
  
- Environment
  - 3Ps: Policies, Practices Procedures
  - Professional Development
  - Support
  - Teacher and Student Beliefs

**CASE AT A GLANCE**

- Research-based framework used to improve the impact of technology on student learning
  
- Comprehensive assessment of school's and district's current state of technology use
  
- Easy-to-understand overviews of strengths and gaps through visual aids,

Over 400 data points are collected across four different stakeholder groups. The CASE Framework includes input from teachers, students, school leaders, and parents. This provides a comprehensive view of the needs of the school system. A third-party psychometrician audits all data collected. A sophisticated algorithm is used to assign maturity levels to each domain area as well as an overall

maturity level that directly indicates technology's impact on learning as well as the return on investment for technology resources. Users see maturity levels expressed as **beginning**, **emerging**, **proficient**, **advanced**, or **exemplary**.

#### Benefits of CASE

CASE paints a clear picture of the availability of existing technology resources and infrastructures within schools and their actual impact on meaningful learning. Clarity's CASE module...

- Quickly and easily gathers information on technology use in schools and districts
- Expertly analyzes data from schools using a research- based framework
- Delivers customized next steps to improve learning outcomes
- Guides educational professionals like you in implementing plans and measuring results
- Enables metrics-driven resource allocation and helps determine staffing and purchasing needs.

## ESU Coordinating Council

### Office Furniture & Equipment Inventory

BUDGET LOCATION

Qty	Item Description	Manufacturer/ Model	Serial Number	Pur./REC Date	Market Value	Location	Addition al Info	Asset Number	Disposal Date	
1	OpSCAN Scanner	OpSCAN 4U/184	440357	10/6/11	448.00	SRS/ESU 1		0061	11/19/14	voted for disposal at ESUCC
1	Konica-Minolta Bizhub C10	C10	C3:12:1D	Apr '08		Coop/ Ainsworth	Kip Office	0086	11/19/14	voted for disposal at ESUCC
1	Konica-Minolta Bizhub C10	C10	C3:10:28	Apr '08		Ainsworth	Brenda Office	0088	11/19/14	voted for disposal at ESUCC
1	POWEREDGE SERVER	POWEREDGE 28	BJN3281	8/18/05	13583	SRS/Lincoln	Eric has		11/19/14	voted for disposal at ESUCC
1	HARD DRIVE		WCAPW0527718	7/6/07	460	SRS/Lincoln	inside server	NA	11/19/14	voted for disposal at ESUCC
1	HARD DRIVE		WCAPW0386389	7/6/07	460	SRS/Lincoln	inside server	NA	11/19/14	voted for disposal at ESUCC
1	HARD DRIVE		WCAP20381282	7/6/07	460	SRS/Lincoln	inside server	NA	11/19/14	voted for disposal at ESUCC
1	HARD DRIVE		WCAPW0492305	7/6/07	460	SRS/Lincoln	inside server	NA	11/19/14	voted for disposal at ESUCC
1	THERMALTAKE MELDEV -	N0001LLN	22-133-003	7/6/07	425	SRS/Lincoln	inside server	NA	11/19/14	voted for disposal at ESUCC
1	Development Platform and Help Desk Server. 2 Duo Core Intel Xeon processors (2.4 GHz) running Windows Server 2003 (32 bit)	Intel - SE7500CW2	****	?		ESU #3		0138	11/19/14	voted for disposal at ESUCC
1	MELSTAR S1 - Web Server for the STARS Assessment Application. 2 Dual Core AMD Opteron processors (2.6 GHz) running Windows Server 2003 (64 bit)	Tyan - 52882(D) (Barabones System)	****	Spring 2007		ESU #6	transfer to Coop	no tag	11/19/14	voted for disposal at ESUCC
1	CoRaid Controller - Used to broker control to the CoRaid Appliance. 1 Intel P4 processor (3.0 GHz) running LINUX.	CoRaid - CLN/20	****	?		ESU #3		0137	11/19/14	voted for disposal at ESUCC

## ESU Coordinating Council

### Office Furniture & Equipment Inventory

BUDGET LOCATION

Qty	Item Description	Manufacturer/ Model	Serial Number	Pur./REC Date	Market Value	Location	Addition al Info	Asset Number	Disposal Date	
1	CoRaid Appliance - Used to physically host the disk drives for NAS. Controlled and brokered by CoRaid Controller	CoRaid - SR/1520	5291	?		ESU #3		0136	11/19/14	voted for disposal at ESUCC
1	myeLearning.com - Working lap top used by System Administrator for myeLearning.org (currently Eric Smith). 1 Intel Core 2 Duo processor (2.4 GHz) running Mac OS X 10.5.4	Apple - MacBook Pro 3,1	W87370Q5XA9	September 2007						
2	24 Port Switch - Full duplexing at 10/100/1000	Amer.com - SGR24W	SW202228B20453 and SW202228B20452	?		ESU #3	was Eric, now Deb	0162	11/19/14	voted for disposal at ESUCC
1	73 Gig SATA Drive	Seagate - ST373207LC	N/A	?		ESU #3	Now in Lincoln/U NCSN	0112	11/19/14	voted for disposal at ESUCC
3	73 Gig SATA Drive	IBM - IC35L073UCD2 10-0	N/A	?		ESU #3	inside hardware	NA	11/19/14	voted for disposal at ESUCC
6	750 Gig SATA Drive	Seagate - ST3750640AS	N/A	May 2008	947.94	ESU #3	inside hardware	NA	11/19/14	voted for disposal at ESUCC
2	80 Gig SATA Drive	Seagate - ST380815AS	N/A	May 2008	84.14	ESU #3	inside hardware	NA	11/19/14	voted for disposal at ESUCC
1	Power Supply for CoRaid Broker (CLN/20)	Ablecom - SP262-1S	N/A	May 2008	163.80	ESU #3	inside hardware	NA	11/19/14	voted for disposal at ESUCC
1	Power Supply for CoRaid Appliance (SR1520)	Ablecom - SP382-TS	N/A	May 2008	315.00	ESU #3	inside hardware	NA		
1	Hot Swap Fan for CoRaid Broker (CLN/20)	Delta Electronics - BFB 1012VH	N/A	May 2008		ESU #3	inside hardware	NA	11/19/14	voted for disposal at ESUCC
1	Hot Swap Fan for CoRaid Appliance (SR1520)	Sanyo Denki - 109P0812C2041	N/A	May 2008		ESU #3	inside hardware	NA	11/19/14	voted for disposal at ESUCC
8	8 Gig Dimms		N/A	?		ESU #3	inside hardware	NA	11/19/14	voted for disposal at ESUCC

## ESU Coordinating Council

### Office Furniture & Equipment Inventory

BUDGET LOCATION

Qty	Item Description	Manufacturer/ Model	Serial Number	Pur/REC Date	Market Value	Location	Addition al Info	Asset Number	Disposal Date	
5	Disk Trays to be used with MELDEV or MELMOODLE		N/A	?		ESU #3	inside hardware	NA	11/19/14	mtg voted for disposal at ESUCC
1	Disk Trays to be used with CoRaid Appliance (SR1520)		N/A	May 2008		ESU #3	inside hardware	NA	11/19/14	mtg voted for disposal at ESUCC
2	Cables to connect SATA drives to backplane (CoRaid Appliance - SR1520)		N/A	May 2008		ESU #3		NA	11/19/14	mtg voted for disposal at ESUCC
1	HP Printer	CP1215	CNBC89L0ZY			NCSA/Lincoln		0143	11/19/14	mtg voted for disposal at ESUCC
1	Microsoft Wireless Keyboard & Mouse	3000	9.2363E+12			NCSA/Lincoln		0144	11/19/14	mtg voted for disposal at ESUCC











PROJECT MEL LOCATION ESU3 CONTACT PERSON Scott Isaacson PHONE NUMBER / EMAIL sisaacson@esu.org

COD TYPES DND -- DESTROY AND DISPOSE HAZ - HAZARDOUS MATERIAL  
PRT--CANNIBALIZE FOR PARTS DNR --DESTROY & RECYCLE  
 (ENTER A THREE LETTER CODE IN COD TYPE FOR EACH ITEM LISTED)

ESUCC Projects are NOT authorized to proceed with destruction or recycling of items until approved by the ESU Coordinating Council. After the items have been disposed, the form is to be completed with the signatures of agency employees who performed and witnessed the disposal. Return the completed form to Executive Assistant for record.

DESCRIPTION	COD TYPE (SEE ABOVE)	DATE PROCESSED
<u>Car Raid Controller</u>	<u>DNR</u>	
<u>LN130</u>		
<u><del>SPR</del> SPR</u>		
<u>+ parts</u>		

OFFICE USE ONLY

Date Received 10/31/14

BY Scott Isaacson / Dan Henicks

COD NUMBER DNR

Date Signed Form Received \_\_\_\_\_

SIGNATURES

Project Representative Scott Isaacson (Date) 10/31/14

Witness to Disposal \_\_\_\_\_ (Date) \_\_\_\_\_













Zoom Contact: Alex Ho Title: Sales  
 E-mail: greg.holmes@zoom.us Tel or Fax: 408-659-8209  
 Order Valid if executed by: 11/30/14

### Zoom Service - Zoom Education

#### Term

This order shall serve to modify the existing order for Subscriber and align to the existing terms of that original order

Anticipated Availability Date for New or Change Service: (Typically within 3 Business Days from Zoom's acceptance of a valid Order.)

Billing Currency USD

The below shall replace the Subscriber's existing order details through remainder of existing term and any subsequent renewal terms

Description	Qty	Rate	Total Annual Amount
Zoom Named Host Education	150	\$2.32	\$4,188.00
Zoom Host 100 Capacity Add On			
Zoom Cloud Room Connector	8	\$46.78	\$2,994.00
Zoom Host Toll Free Add On			

Check For Prorated Annual Pre-Pay  Option:

Credit Card Payment  Invoice Payment:  (Please place a X next to preferred method of payment)

Zoom Video Communications shall prorate the charges of this modification order based on the sign date of the order and the remaining period left on Subscriber's existing annual term.  
 (Toll Free Audio Plan Add On does not have a prepay option, only monthly)

#### Additional Order Items:

If Subscriber has a signed Services Agreement with Zoom, such agreement will govern Subscriber's use of Zoom Services ordered on this Order Form.

#### Subscriber

Account Name: Nebraska ESU

<b>Signature:</b>	<b>Billing Information</b>
<b>Name:</b>	<b>Billing Contact Name:</b>
<b>Title:</b>	<b>Billing Contact Title:</b>
<b>Date:</b>	<b>P.O/P.R.# (If Required):</b>
<b>Address:</b>	<b>Billing Address (if different):</b>
<b>Phone:</b>	<b>Billing Phone:</b>
<b>Email:</b>	<b>Billing Email:</b>

Zoom Video Communications

4633 Old Ironsides Dr. Suite 408, Santa Clara, CA 95054  
 Zoom BILLING CONTACT NUMBER  
 (650) 397-6096



**NEBRASKA STATEWIDE MATHEMATICS AND SCIENCE  
PARTNERSHIP PROGRAM –  
NEBRASKA MATHEMATICS PROFESSIONAL DEVELOPMENT SERIES  
2013-2014**

**EVALUATION REPORT**

PREPARED FOR:  
**EDUCATIONAL SERVICE UNIT COORDINATING COUNCIL**  
6949 SOUTH 110TH STREET  
OMAHA, NE 68128

**SEPTEMBER 2014**





---

**NEBRASKA STATEWIDE MATHEMATICS AND SCIENCE PARTNERSHIP PROGRAM –  
NEBRASKA MATHEMATICS PROFESSIONAL DEVELOPMENT SERIES  
2013-2014**

**EVALUATION REPORT**

PREPARED FOR:

**David Ludwig, Deb Hericks, and Deb Romanek**

**Educational Service Unit Coordinating Council**

6949 South 110th Street  
Omaha NE 68128

PREPARED BY:

**Arlene P. Mitchell  
Amanda Withington  
Brandie Ward**

**RMC Research Corporation**

633 17th Street, Suite 2100  
Denver, CO 80202

**SEPTEMBER 2014**

---

#### **ACKNOWLEDGMENTS**

This report was prepared for the Educational Service Unit Coordinating Council and is funded through the Nebraska Department of Education funds from Title II, Part B of the Math/Science Partnerships (MSP) grant, a component of NCLB Legislation.

For questions about this report, please contact Arlene P. Mitchell at 1-800-922-3636, or e-mail at [mitchell@rmcdenver.com](mailto:mitchell@rmcdenver.com).

RMC Research Corporation is an Equal Employment Opportunity and Affirmative Action Employer and a Drug-Free Workplace.

---

# TABLE OF CONTENTS

EXECUTIVE SUMMARY	i
INTRODUCTION	1
METHODOLOGY	5
FINDINGS	11
CONCLUSIONS AND RECOMMENDATIONS	25
REFERENCES	
APPENDIX	

## **NMPDS TEACHER SURVEY DEMOGRAPHIC DATA                    A-1**

### Exhibit

A1.	NMPDS Past Participation	A-1
A2.	NMPDS Participant Demographics	A-1
A3.	NMPDS Participant Education	A-2
A4.	NMPDS Participant Experience	A-2
A5.	NMPDS Participant Teacher Description	A-3
A6.	NMPDS Participant Experience - Courses Taught During th Past School Year	A-4
A7.	Number of Students Taught by NMPDS Participants	A-4
A8.	NMPDS Participant School Configuration	A-5

## **TEACHER SURVEY ITEM ANALYSIS    A-5**

### Exhibit

A9.	Change Over Time in Participant Confidence - Items	A-6
A10.	Change Over Time in Participants' Preparedness to Teach – Items	A-7
A11.	Impact of NMPDS Participation	A-9

---



## TABLE OF EXHIBITS

1.	NMPDS: Mathematics and Science Partnership Project Logic Model (2013-2016)	3
2.	NMPDS Evaluation Questions	5
3.	Summary of Focus Group and Observation Data	6
4.	Teacher Survey Subscale Reliability Analysis	8
5.	Number of Completed Assessments	9
6.	Mathematics NMPDS Professional Development Activities	12
7.	Participant Ratings of Topical Emphasis of Professional Development Activities	14
8.	End-of-Course Evaluation Ratings of NMPDS Session Content and Instruction	15
9.	End-of-Course Evaluation Ratings of NMPDS Session Utility	16
10.	EMA Participant Content Knowledge	18
11.	Participant Content Knowledge for MS/HS Institute	19
12.	Change Over Time in Participant Confidence - Scales	19
13.	Change Over Time in Participants' Preparedness to Teach Scales	20
14.	Impact of NMPDS on Teaching Ability	21
15.	Change Over Time in Participants' Philosophy on Teaching and Learning Mathematics	21

---



## EXECUTIVE SUMMARY

Beginning in June 2014, the Nebraska Mathematics Professional Development Series (NMPDS) operated by Educational Service Unit Coordinating Council (ESU-CC) began a 3-year project period to provide professional development services to teachers in grades 3-12 throughout the state of Nebraska in mathematics content and pedagogical content knowledge. The professional development is delivered to elementary teachers in grades 3-6 through the Elementary Mathematics Academy (EMA) and secondary teachers in grades 7-12 through the Middle School/High School (MS/HS) Institute. This year enrollment was limited to no more than 100 participants in each of the two sections of NMPDS and was offered at three locations for EMA and four locations for MS/HS Institute.

This evaluation report covers the activities during the period of September 2013 through July 2014.

### FINDINGS

- **NMPDS participants rated the overall quality of the professional development experiences between above average and excellent.** *Overall clarity of information presented (4.06) and instructors reaching stated goals for course (4.11)* contributed to the utility of the sessions. Collectively, NMPDS participants indicated that the preparation of the instructor(s) was nearing “excellent.”
- **NMPDS participants rated the utility of the sessions above average.** *Mathematics content and mathematics pedagogy/instruction* were rated the highest topical emphasis with results at 3.93 on a 5-point scale. Overall, NMPDS participants strongly agreed that their school or district would be supportive as they implemented what they learned from the sessions.
- **Over 55% of the EMA participants demonstrated a statistically significant gain on the overall content knowledge.** Of the 75 EMA participants who completed both the pretest and posttest, 48% had a significant gain on the Number Concept and Operations subscale and 60% had a significant gain on the Geometry subscale.
- **Over one third of the MS/HS Institute participants demonstrated a statistically significant gain in the overall content knowledge.** Of the 75 participants who completed both pretest and posttest, 52% showed a significant increase on the Patterns, Functions, and Algebra subscale with a small effect size and 32% had a statistically significant increase with no effect size on the Geometry subscale.
- **NMPDS teachers’ overall confidence in teaching significantly increased over time.** EMA participants indicated a larger increase in their confidence in comparison to MS/HS Project participants.
- **Teacher ratings of preparedness to teach mathematics increased after participation in NMPDS activities.** Participants indicated they were well prepared at the conclusion of the activities on the

two subscales. Overall, all NMPDS participants rated *teaching mathematics to students who are English Language Learners* as somewhat prepared.

- **NMPDS participants indicated their participation in professional development activities moderately influenced their teaching ability.** Teachers reported that NMPDS had the greatest impact on their ability to apply mathematical practices to classroom instruction.
- **NMPDS participants showed changes in philosophy regarding traditional and progressive teaching and learning statements.** NMPDS participants decreased their level of agreement with all six traditional statements at statistically significant level. The two statements *students generally learn mathematics best in classes with students of similar abilities* and *students master and retain mathematical algorithms more efficiently through repeated practice than through the use of applications and simulations* had the largest decreases. Ratings of agreement by NMPDS participants on the four progressive statements increased at statistically significant levels with small to medium effect size. The statement, *there are different ways to solve most mathematics problems*, increased the most over time with the participants.

## RECOMMENDATIONS FOR YEAR 2 OF GRANT

1. Acquire a mathematics project director to oversee all phases of the grant.
2. Establish procedures to allow participants to know their responsibilities for the sessions.
3. Illustrate instructional strategies that are effective to teach mathematics to students who are English language learners.
4. Expand success indicators to include use of student achievement data in mathematics.



## INTRODUCTION

*This section provides background information about the Nebraska Mathematics Professional Development Series (NMPDS) project along with a logic model that provides a visual representation of key project components and outcomes.*

### BACKGROUND

In January 2002, the No Child Left Behind Act (NCLB) became law. Title II, Part B authorized state Mathematics and Science Partnership (MSP) competitive grant programs to encourage institutions of higher education (IHEs), local school districts, elementary schools, and secondary schools to participate in professional development activities that increase the subject matter knowledge and teaching skills of mathematics and science teachers. The grant program called for professional development activities that were:

- Sustained;
- Intensive;
- Classroom focused; and
- Aligned with state and local standards and with mathematics and science curricula.

The activities undertaken by grantees were expected to show demonstrable and measurable improvement in student academic achievement in mathematics and science. Core partners in these grants were to include mathematics, science, and/or engineering departments from IHEs, including community colleges. Partnerships of IHEs, K-12 districts, and other stakeholders would draw upon the strong disciplinary expertise of the mathematicians, scientists, and engineering faculty from IHEs to design professional development activities that affect improvements in student outcomes by providing K-12 teachers with strong mathematics and/or science content knowledge.

The Nebraska Department of Education (NDE) selected two projects to operate statewide under Title II B, MSP program: the NMPDS and Science: Keep Improving Content Knowledge and Skills (KICKS).

### THE NEBRASKA MATHEMATICS PROFESSIONAL DEVELOPMENT SERIES

Beginning in June 2013, NMPDS, operated by Educational Service Unit Coordinating Council, began a 3-year project to provide professional development services to K-12 teachers throughout the state of Nebraska in mathematics content and pedagogical content knowledge. NMPDS offered two distinct branches of professional development to meet the needs of different grade level teachers: EMA for Grades 3-6 and MS/HS Project for Grades 7-12.

### NMPDS OBJECTIVES

The project objectives reflect the needs identified by teachers surveyed through the statewide needs assessment administered in October 2009. The NMPDS objectives are as follows:

1. Provide content-focused professional development training in number sense, algebra, geometry/measurement, and data analysis/probability for elementary, middle and high school teachers that integrates technology as a tool into the content area of mathematics and aligns with Nebraska State Mathematics Standards/Common Core through collaborative partnerships.
2. Model and implement research-based instructional strategies using math content examples with the teachers, so they are confident with the implementation of strategies into their classroom.
3. Establish effective professional learning communities (PLCs) with Teacher Leaders of Math (TLM).
4. Utilize myeLearning as an internet-based Learning Management System (LMS) for communication and repository of resources.
5. Build a collaborative statewide network of educators to provide outreach and on-going professional development regarding mathematics knowledge and skills.
6. Recruit teachers for participation in professional who do not meet the NCLB requirements as highly-qualified teachers to participate in professional development. Involve schools not meeting federal and/or state accountability student achievement status for mathematics.

## LOGIC MODEL

Exhibit 1 presents a logic model that reflects hypotheses about the relationship between NMPDS activities and outcomes. The model illustrates that NMPDS components are expected to have impacts on participating teachers and lead teachers, which in turn leads to impacts on participating schools. The model also indicates that within participating schools, improvements in teacher knowledge are expected to affect practice, which, in turn, affects student achievement outcomes.

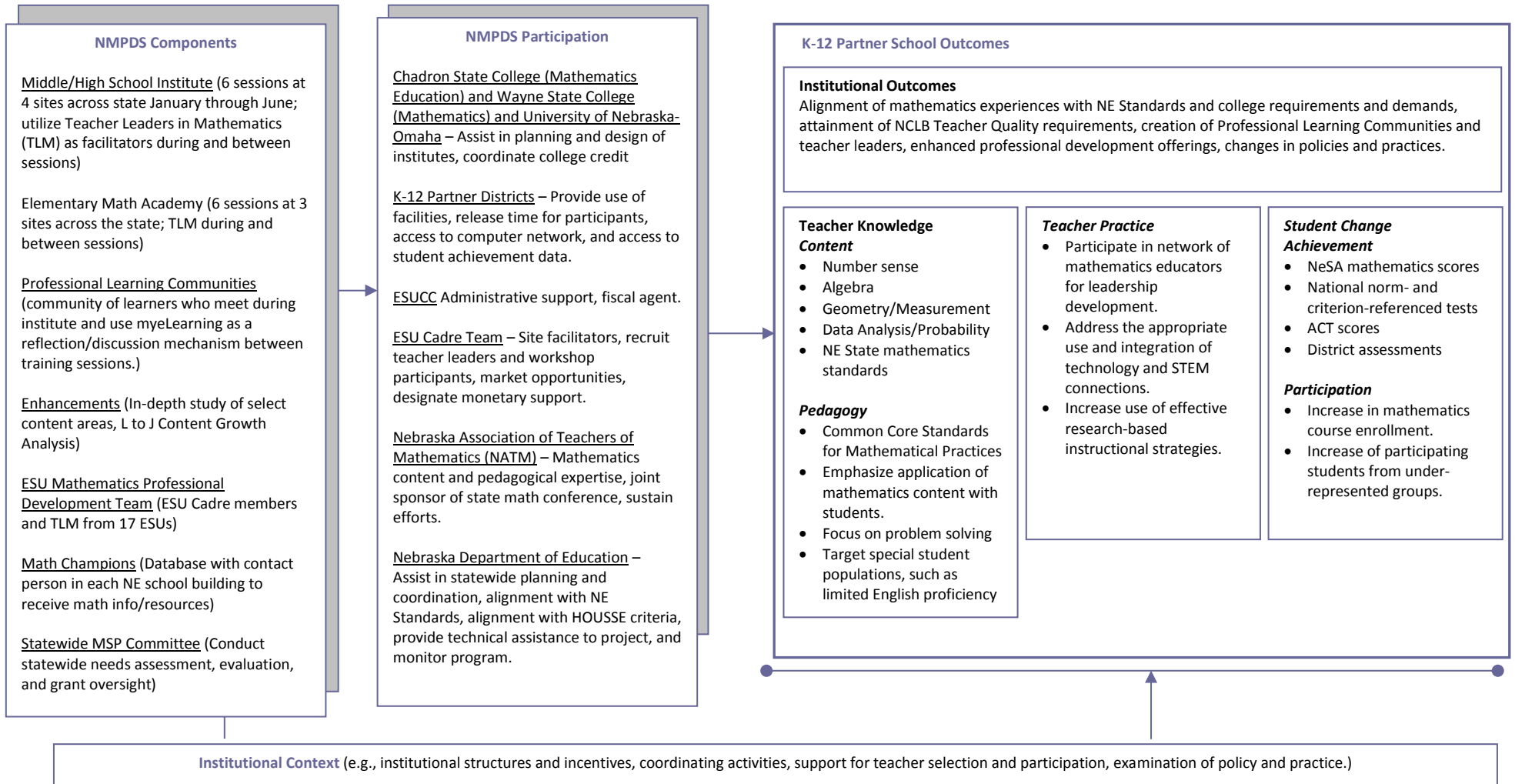
## REPORT ORGANIZATION

This evaluation report covers the program period of September 2013 through July 2014. The methodology section describes specific questions and methods for this evaluation. Following the methodology are findings which present information about:

- NMPDS professional development activities;
- Development of teacher content knowledge;
- Impact on classroom practice;
- Establishing effective PLCs and building a collaborative statewide network of educators; and
- Facilitators and barriers.

The final section provides conclusions and recommendations.

**EXHIBIT 1. NMPDS: MATHEMATICS AND SCIENCE PARTNERSHIP PROJECT LOGIC MODEL (2013-2016)**





# METHODOLOGY

*This section of the report identifies questions used to guide the evaluation, along with data used for analysis and the analysis techniques.*

## EVALUATION QUESTIONS

Exhibit 2 contains a listing of questions that guided the evaluation process.

### EXHIBIT 2. NMPDS EVALUATION QUESTIONS

---

#### NMPDS Evaluation Questions

---

1. To what extent has NMPDS met its articulated goals? *To what extent does NMPDS . . .*
    - a. provide content-focused professional development that integrates technology as a tool?
    - b. model and implement research-based instructional strategies?
    - c. align activities with Nebraska State Mathematics Standards (and Common Core State Standards, as appropriate)?
    - d. establish effective PLCs?
    - e. build a collaborative statewide network of educators to provide ongoing professional growth and support?
    - f. recruit teachers who do not meet the NCLB requirements as highly qualified and further their designation as highly qualified?
    - g. involve schools not meeting federal and/or state accountability student achievement status for mathematics?
  2. To what extent does participation in NMPDS activities enhance teachers' mathematics content and pedagogical content knowledge?
  3. To what extent does participation in NMPDS activities enhance teachers' levels of confidence, comfort, and preparedness to teach mathematics?
  4. What factors impede or facilitate progress toward NMPDS goals?
  5. What progress has been made toward sustaining and "scaling up" NMPDS activities and strategies?
- 

For this report, all questions are answered through data analysis. Findings in the report are based on pre- and post-Academy and/or Institute data collected from pretest and posttest content knowledge inventories during the 2014 school year; retrospective pretest and posttest teacher survey<sup>1</sup> and end-of-course evaluations, as well as participant focus groups, project staff interviews, and a limited number of NMPDS professional development observations.

---

<sup>1</sup> A retrospective pretest/posttest survey is designed to collect pretest data at the same time as the posttest data. For each item in the survey, respondents rate themselves twice: first, as they would prior to their participation in the professional development, and second, as they would at the current point in time.

## QUALITATIVE DATA

*Professional Development Activity Observations, Focus Groups, and Interviews.* Data for this report were collected during onsite visits to:

- Nebraska Association of Teachers of Mathematics (NATM) Annual Conference in Kearney, Nebraska on September 30, 2013.
- EMA Session 1 in Omaha on January 31, 2014.
- MS/HS Institute Session 1 in Omaha, Nebraska on January 30, 2014.
- MS/HS Institute Session 4 in Kearney, Nebraska on April 29, 2014.
- MS/HS Institute Session 4 in Norfolk, Nebraska on April 30, 2014.

Additional onsite visitations were scheduled for EMA Session 3 in Kearney, Nebraska on March 11, 2014 and EMA Session 5 in Norfolk, Nebraska on June 19, 2014. Weather conditions in the area cancelled travel to the sites.

During the onsite visits, RMC Research staff conducted focus groups with randomly selected participants. They also observed and scripted the professional development sessions provided by instructors and key personnel for the project. Then, RMC analyzed the data for trends that could provide insights into progress toward the MSP project goals. Interviews were conducted with the project director, course instructors, and other key personnel at the end of sessions. Qualitative data included in this report are summarized in Exhibit 3.

### EXHIBIT 3. SUMMARY OF FOCUS GROUP AND OBSERVATION DATA

Focus Groups	Observations
<p><b>EMA</b></p> <p>Omaha</p> <ul style="list-style-type: none"> <li>• January 31, 2014 (6 participants)</li> <li>• 2 participants new to NMPDS grant program</li> </ul> <p><b>MS/HS Institute</b></p> <p>Omaha</p> <ul style="list-style-type: none"> <li>• January 30, 2014 (6 participants)</li> <li>• All participated in previous NMPDS grants</li> </ul> <p>Kearney</p> <ul style="list-style-type: none"> <li>• April 29, 2014 (5 participants)</li> <li>• 3 participants new to NMPDS grant program</li> </ul> <p>Norfolk</p> <ul style="list-style-type: none"> <li>• April 30, 2014 (5 participants)</li> <li>• 1 participant new to NMPDS grant program</li> </ul>	<p><b>EMA</b></p> <p>Omaha</p> <ul style="list-style-type: none"> <li>• January 31, 2014</li> <li>• 32 participants</li> </ul> <p><b>MS/HS Institute</b></p> <p>Omaha</p> <ul style="list-style-type: none"> <li>• January 30, 2014</li> <li>• 35 participants</li> </ul> <p>Kearney</p> <ul style="list-style-type: none"> <li>• April 29, 2014</li> <li>• 19 participants</li> </ul> <p>Norfolk</p> <ul style="list-style-type: none"> <li>• April 30, 2014</li> <li>• 22 participants</li> </ul>

## QUANTITATIVE DATA

**Teacher Content Knowledge Assessments.** All NMPDS participating teachers were asked to complete a relevant content knowledge assessment. The Mathematics Knowledge for Teaching (MKT)<sup>2</sup> assessments are well-established instruments with several content strands to choose from in order to closely match program requirements. The various instruments have undergone rigorous testing and have produced data that is valid and reliable. The MKT instruments were designed to measure content knowledge and pedagogical content knowledge, necessary components for effective mathematics teaching. The EMA content knowledge assessment was composed of items from two MKT forms, Spring 2006 EQ-NCOP and Winter 2008 Geometry. The items asked questions about number concepts and operations and geometry. The MS/HS Institute content knowledge assessment included items from three MKT forms: Winter MS-2006, Winter GEO-2008, and Winter PDS-2008. These items focused on patterns, functions, and algebra; geometry; and data, probability, and statistics. Since the assessments were hybrids combining items from several forms, the scores could not be transformed into IRT scores like in previous years because whole scales were not used. Therefore, the number of items correct and the percentage correct were used for this year's analysis.

Paper copies of these assessments were administered as a pretest at the first sessions for EMA and MS/HS Institute activities and as a posttest at the conclusion of the school year activities. The number of correct responses was compared over time from pretest to posttest. A total of 75 EMA participants out of 98 participants completed both a pretest and posttest for a response rate of 77%. Of the 89 MS/HS Institute participants, 75 completed both a pretest and posttest for a response rate of 84%.

**End-of-Course Evaluations.** For this reporting period, end-of-course evaluations for EMA and MS/HS Institute were analyzed. At the final scheduled session, participants were given an end-of-course evaluation asking them to rate their experience pertaining to quality of the workshop, preparation of the instructor(s), level of engagement, ability to ask questions, usefulness and clarity of information, and how well the stated goals were met. These items were rated on a 5-point rating scale where 1 = poor, 2 = below average, 3 = average, 4 = above average, and 5 = excellent.

Also, participants were asked to indicate the degree to which they agreed with a number of statements about support at their school and/or district, new learning, application of strategies, future participation, and intent to implement what they learned. These items were rated on a 5-point scale where 1 = strongly disagree, 2 = disagree, 3 = neither agree nor disagree, 4 = agree, and 5 = strongly agree.

In addition to these items, participants were asked to respond to open-ended questions regarding:

- What they liked best about the institute;
- What recommended changes they would make to improve the institute;
- The impact the institute would have on their classroom, school, and/or district;
- What supports they would need to implement these new approaches; and
- How they would describe the session to their colleagues.

---

<sup>2</sup> Hill, H.C., Schilling, S.G., & Ball, D.L. (2004). Developing measures of teachers' mathematics knowledge for teaching. *Elementary School Journal*, 105, pp. 11-30.

**Teacher Surveys.** NMPDS participating teachers were asked to complete a retrospective pretest/posttest-teacher survey at the conclusion of the EMA and MS/HS Institute sessions. The same instrument was used for both EMA and MS/HS Institute. For EMA, 75 out of 98 participants (77%) across all locations completed the teacher survey at the end of their last session in either June or July 2014. Of the 89 participants in the MS/HS Institute, 77 participants (87%) completed the teacher survey at the end of their last session in June 2014. EMA and MS/HS Institute teacher surveys were analyzed together to examine the impact of the NMPDS program as a whole, and they also were analyzed separately to see if EMA and MS/HS Institute participants reported different changes.

The teacher survey included questions about participant’s educational background, teaching certification, and teaching experience. Teachers were asked to rate on a 5-point scale, where 1 = no emphasis, 3 = moderate emphasis, and 5 = complete emphasis, the degree specific topics were emphasized during the professional development activities in which they participated. The survey contained questions assessing teacher opinions regarding effective mathematics instruction and learning that were rated on a 5-point scale where 1 = strongly disagree, 2 = disagree, 3 = neither agree nor disagree, 4 = agree, and 5 = strongly agree. Questions regarding teacher preparedness to utilize several instructional strategies and to instruct students with diverse needs were rated on a 5-point scale where 1 = not well prepared, 2 = somewhat prepared, 3 = moderately prepared, 4 = well prepared, and 5 = very well prepared. Teachers also were asked to rate their confidence in their mathematical knowledge using a 5-point response scale, where 1 = not confident, 2 = somewhat confident, 3 = moderately confident, 4 = very confident, and 5 = extremely confident.

The teacher survey items have been analyzed in previous years for construct validity; thus, the internal reliability of the scaled items was confirmed using Cronbach’s alpha.<sup>3</sup> Scales and subscales with acceptable reliability were retained for the analysis. Exhibit 4 presents the reliability results for scaled items with internal reliability greater than .70. The survey section about opinions regarding effective mathematics instruction and learning was analyzed at the item level.

**EXHIBIT 4. TEACHER SURVEY SUBSCALE RELIABILITY ANALYSIS**

Construct Being Measured	Number of Items	Cronbach’s Alpha
<b>Overall Preparedness</b>	<b>15</b>	<b>.916</b>
Preparedness to Teach Mathematics	10	.872
Preparedness to Meet Needs of All Students	5	.814
<b>Confidence in Teaching</b>	<b>4</b>	<b>.839</b>
<b>Impact of NMPDS on Teaching Ability</b>	<b>7</b>	<b>.934</b>

<sup>3</sup> Cronbach’s alpha ( $\alpha$ ) is a measure of the reliability or internal consistency of a composite measure or scale that is based on multiple survey items. Values range from 0 to 1.

Exhibit 5 summarizes the number of completed assessments and completion rates for each assessment administered to EMA and MS/HS Institute participants.

**EXHIBIT 5. NUMBER OF COMPLETED ASSESSMENTS**

Assessment	Number of Completed Assessments	Completion Rate
<b>EMA (n = 98)<sup>4</sup></b>		
Teacher Survey	75	77%
Pretest Content Knowledge Assessment	98	100%
Posttest Content Knowledge Assessment	75	77%
<i>Pretest/Posttest Matched Pairs</i>	75	77%
End of Course Evaluation	72	73%
<b>MS/HS Institute (n = 89)</b>		
Teacher Survey	77	87%
Pretest Content Knowledge Assessment	86	97%
Posttest Content Knowledge Assessment	77	87%
<i>Pretest/Posttest Matched Pairs</i>	75	84%
End of Course Evaluation	70	79%

## ANALYSIS

Retrospective pretest/posttest teacher survey data were analyzed using paired-samples *t* tests<sup>5</sup> to determine if any statistically significant changes occurred in teacher opinions or attitudes over time. Content knowledge data were analyzed using the U.S. Department of Education MSP supplied *t* test program to examine changes over time in teacher knowledge. Using Cohen’s *d*,<sup>6</sup> effect sizes<sup>7</sup> were reported for any statistically significant differences revealed for the subscales and individual items analyzed using parametric statistics.

Survey and end-of-course evaluation forms were analyzed using descriptive statistics when appropriate. Statistical results presented in this report should be interpreted with some caution. While steps were made to reduce the probability of committing a Type 1 error (finding significant differences when there are no differences) by combining scale items when appropriate, this type of error increases with each analysis. Since there were numerous statistical analyses conducted for this report using *t* tests, programmatic decisions should be made only after triangulating findings.

Qualitative results were analyzed using data summaries and matrices, and analysis was undertaken using techniques and principles recommended by Miles, Huberman, and Saldana (2013)<sup>8</sup> with data from focus group interviews, project staff interviews, and observations provided to complement the analysis where appropriate.

<sup>4</sup> *N* is the total number in a sample. *n* is the number in a subsample.

<sup>5</sup> A *t* test is a statistical procedure that commonly used to examine differences in mean values over time or across two groups.

<sup>6</sup> Cohen’s *d* is a measure of effect size, designed to measure the magnitude of treatment effect. Traditionally these effect sizes are measured as “small, *d* = .2,” “medium, *d* = .5,” and “large, *d* = .8.”

<sup>7</sup> Effect size (ES) is a name given to a family of indices that measure the magnitude of a treatment effect, represented by differences in outcomes across groups. Unlike significance tests, these indices are independent of sample size.

<sup>8</sup> Miles, Huberman, and Saldana (2013). *Qualitative data analysis: An expanded sourcebook (3rd ed)*. Thousand Oaks, CA: Sage.



## FINDINGS

*This section presents a summary of findings based on evaluation data collected from September 2013 through July 2014. NMPDS professional development activities are presented first including findings from end-of-course evaluations and teacher surveys indicating topical emphasis of NMPDS professional development activities. Next, findings related to the analysis of change in NMPDS teachers' mathematics content knowledge over time in addition to an analysis of teacher survey data to identify teacher perceptions regarding confidence in mathematics knowledge are presented. An analysis of how mathematics learned through NMPDS activities was transferred into participants' classrooms is included using findings from teacher surveys and participant focus groups. Next, the extent to which NMPDS activities fostered interaction among mathematics teachers, which contributed to effective PLCs and a collaborative statewide network of educators is presented along with participant ratings of professional interactions. The findings section concludes with a discussion of factors that facilitated and impeded progress.*

### NMPDS PROFESSIONAL DEVELOPMENT ACTIVITIES

#### NMPDS PROFESSIONAL DEVELOPMENT ACTIVITIES

Between January 2014 and July 2014, Nebraska teachers participated in a variety of professional development experiences in mathematics as part of the NMPDS activities. Both EMA and MS/HS Institute offered six sessions spaced throughout the time period at three sites for EMA and four sites for MS/HS Institute around the state. Participants were assigned to attend the site closest to their school district which assisted in keeping the number of participants relatively equal at each of the sites.

Unlike previous grant periods where all applications were accepted, no more than 100 participants for either EMA or MS/HS Institute were accepted to participate during the year from the 300 applicants. Each participant needed to adhere to established criteria of schools not meeting federal and/or state accountability student achievement status for mathematics, which included adequate yearly progress (AYP), free and reduced lunch (FRL), and low performing results on the NeSA mathematics test. Principals also needed to give written permission for those participants selected to attend the sessions, to which substitute expenses would be reimbursed by the grant.

Each participant had seven hours of professional development for each of the six scheduled sessions for a total of 42 hours. Participants implemented one or more of the activities into their classroom during the four sessions held during the school year which involved one hour of preparation, one hour of implementation and one hour to write a reflection of the activity's impact on their students, adding an additional 12 hours. Additional STEM sessions were offered in July 22-24 in Kearney at ESU 10 for all participants with after hour assignments for another 3 hours for an additional 21 hours. Attendance at the NATM conference, September 29, 2014, added an additional 8 hours for the total of 83 hours offered during the 2013-2014 NMPDS professional development. The sites, dates, and number of participants for all NMPDS activities are identified in Exhibit 6.

**EXHIBIT 6. MATHEMATICS NMPDS PROFESSIONAL DEVELOPMENT ACTIVITIES**

NMPDS Activity	Location	Institute Dates	Number of Participants
EMA	Kearney at ESU 10	January 14, 2014 February 12, 2014 March 11, 2014 April 9, 2014 June 12-13, 2014	50
EMA	Norfolk at Lifelong Learning Center	January 22, 2014 February 7, 2014 March 4, 2014 April 14, 2014 June 19-20, 2014	17
EMA	Omaha at ESU 3	January 31, 2014 February 24, 2014 March 14, 2014 April 25, 2014 July 10-11, 2014	31
MS/HS Institute	North Platte at ESU 16	January 27, 2014 February 24, 2014 March 24, 2014 April 28, 2014 June 11-12, 2014	15
MS/HS Institute	Kearney at ESU 10	January 28, 2014 February 25, 2014 March 25, 2014 April 29, 2014 June 9-10, 2014	19
MS/HS Institute	Norfolk at Lifelong Learning Center	January 29, 2014 February 26, 2014 March 26, 2014 April 30, 2014 June 23-24, 2014	22
MS/HS Institute	Omaha at ESU 3	January 30, 2014 February 27, 2014 March 27, 2014 May 1, 2014 June 25-26, 2014	33

The theme for the 2013-2014 sessions was *Math Standards and Practices for 21st Century Teaching and Learning* with concentration in the focus areas of: Nebraska State Mathematics Standards and Standards for Mathematical Practices; content areas of algebra, geometry, data analysis, and probability; strategies to integrate science, technology, engineering, and mathematics (STEM) into the classroom; and development of mathematical concepts through problem solving, representation, reasoning, communication, and connections.

Attendance at the various locations varied throughout the year. Sometimes weather was a factor, but participants could participate in the missed session through a previously recorded session. Only 60% and 61% of EMA and MS/HS Institute participants, respectively, attended all of the scheduled sessions during the academic year for NMPDS. The sessions scheduled for July 22-24 yielded only 10% of the

combined EMA and MS/HS Institute participants in attendance, with more representation from the participants from the MS/HS Institute.

There were between 19 and 35 participants at the observed professional development sessions, with predominately more females in attendance. Each site set up the classroom with tables and chairs to accommodate four to five participants per table. Everyone could view the large group presentations and work with either a shoulder partner or across the table as a small, interactive group. Two instructors consistently facilitated all of the EMA sessions while various instructors facilitated the MS/HS Institute sessions. One ESU-CC person attended all of the NMPDS sessions and one ESU site person attended the sessions to address logistical concerns.

Each set of instructors at the various locations worked well together as a coherent and cohesive team who brought complimentary skills into the learning environment in order to provide learning opportunities for all participants. Instructors utilized a structured teaching approach that included presenting information, assigning tasks, and providing feedback. They also employed guided discovery and questioning strategies to facilitate and model implementation of activities into classrooms with students. Participants engaged regularly in a combination of whole class and small group collaborative learning opportunities that emphasized content-specific and developmentally appropriate classroom activities designed to enhance various curriculums and to illustrate a variety of different strategies and approaches to solve problems. Content was intertwined in the sessions to reinforce the interdisciplinary aspect of mathematics and the Nebraska standards for mathematics. Mathematical instruction was reinforced through the consistent use of the Standards for Mathematical Practices.

Participants in focus groups across NMPDS activities summarized their professional development sessions with the following statements:

*There are lots of other professional developments going on in districts, but these sessions give us the chance to talk to peers, try activities in classrooms, and talk about how the activity went with the students. This is one of the strongest pieces of the professional development.*

*The project only discusses mathematics where other professional development sessions talk about general topics. Here, it is math teachers talking about math topics and what is happening in our classrooms.*

*The project helps you to think outside of the box. I like trying things in the workshop and then trying them in class with my students.*

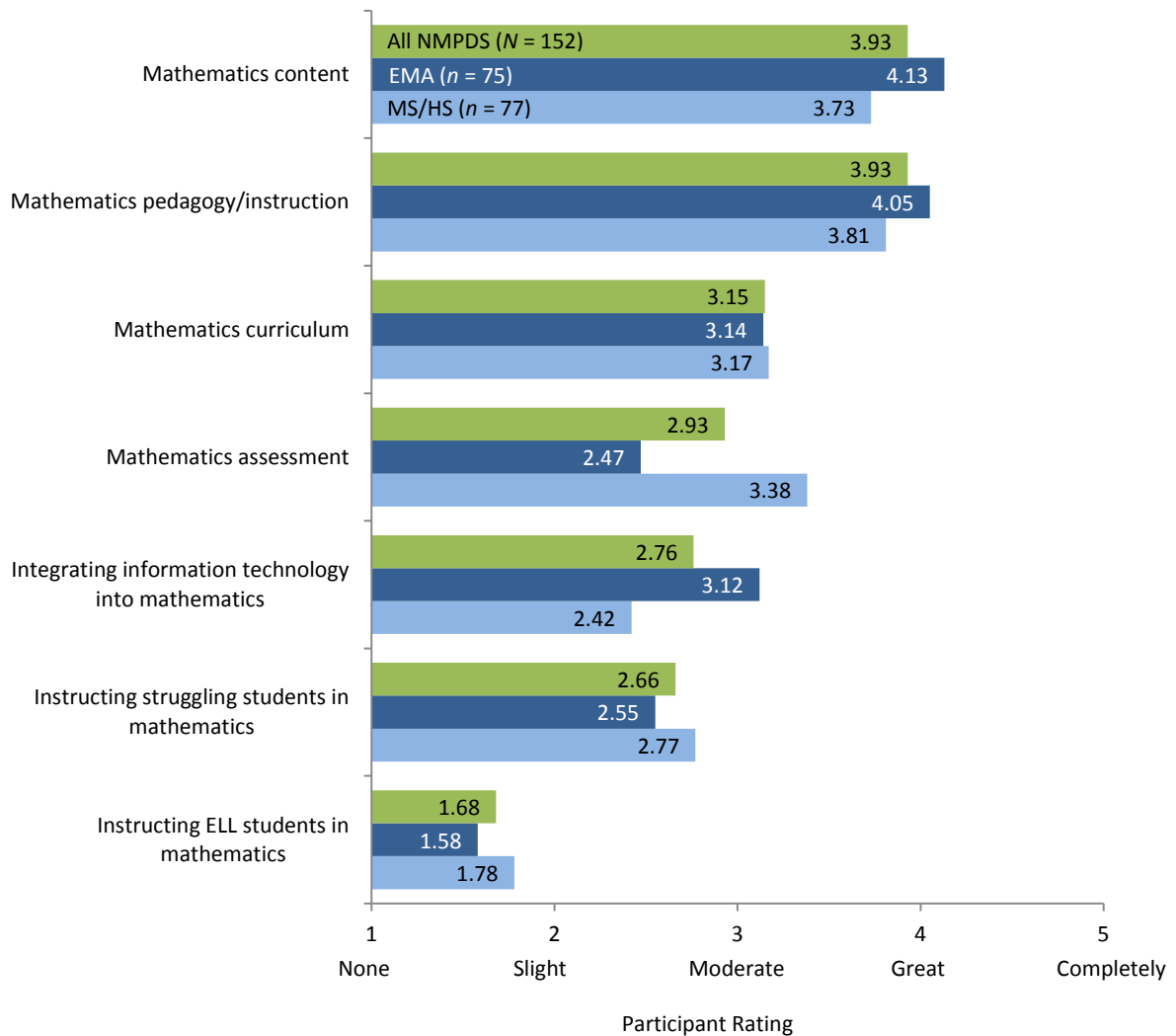
*An administrator at school is keeping track of MAP scores and realized that 75% of my students improved, including the lower level students. He asked what could be attributed to their improvement, and I believe it is NMPDS and the activities we do with students.*

## **TOPICAL EMPHASIS OF PROFESSIONAL DEVELOPMENT ACTIVITIES**

The teacher survey collected participant ratings for the degree to which NMPDS professional development activities emphasized mathematical topics. Exhibit 7 displays the ratings and shows that NMPDS activities overall placed between moderate and great emphasis on *mathematics content*, *mathematics pedagogy/instruction*, and *mathematics curriculum*. Both EMA and MS/HS Institute

participants rated the emphasis on *instructing struggling students in mathematics* between slight emphasis and moderate emphasis. The area with slight to no emphasis for both EMA and MS/HS Institute participants involved *instructing ELL students in mathematics*. EMA and MS/HS Institute participants rated differently the extent to which NMPDS activities emphasized *integrating information technology into mathematics* and *mathematics assessments*.

**EXHIBIT 7. PARTICIPANT RATINGS OF TOPICAL EMPHASIS OF PROFESSIONAL DEVELOPMENT ACTIVITIES**

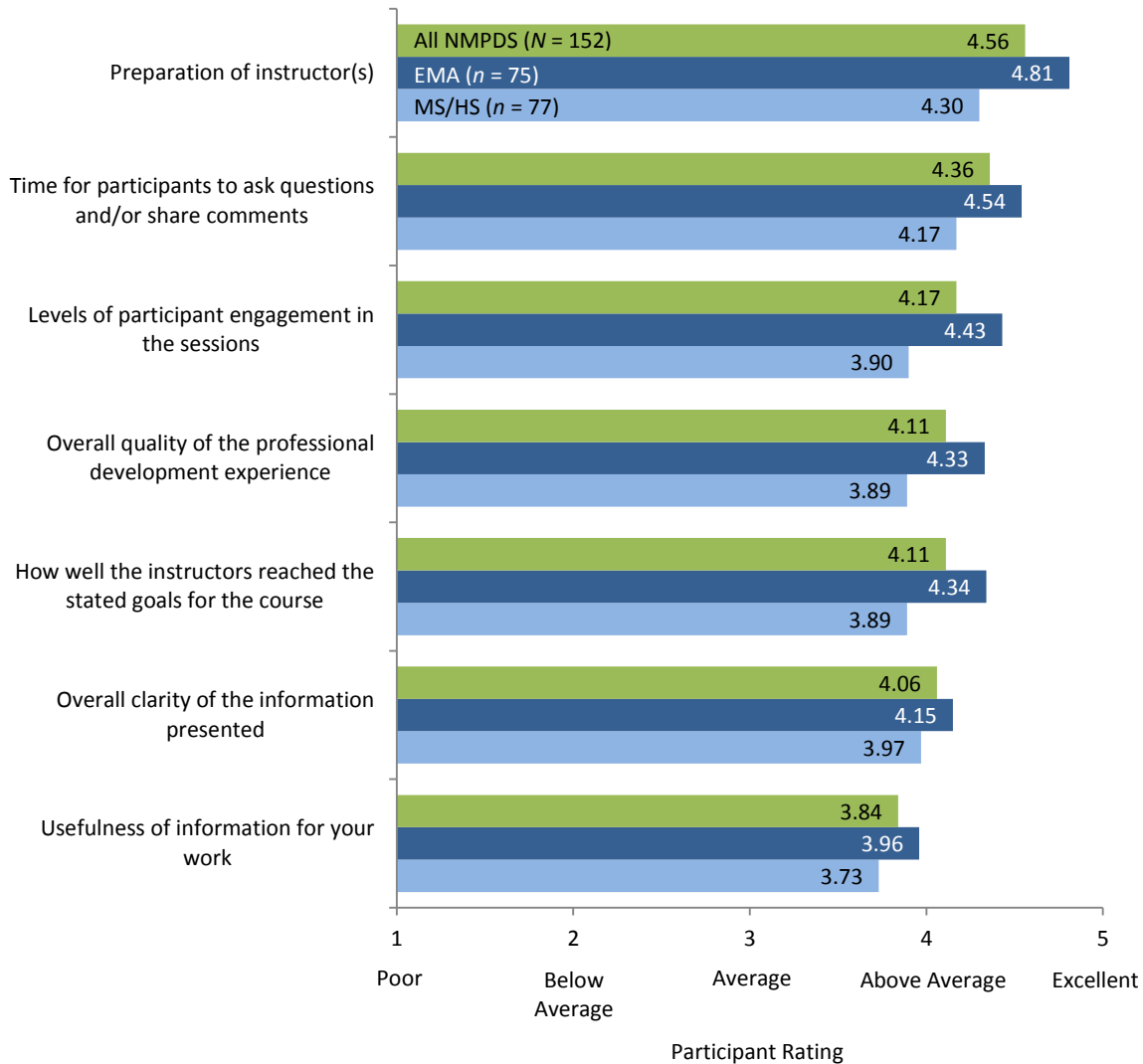


**RATINGS OF SESSION CONTENT, INSTRUCTION, AND UTILITY**

All NMPDS participants were asked to complete an end-of-course evaluation at the conclusion of their EMA or MS/HS Institute activities. In total, 142 participants across the three locations of EMA and the four locations of MS/HS Institute completed the evaluation. Teachers rated the quality of course content and instruction using a 5-point scale with a rating of 1 indicating poor and a rating of 5 indicating excellent. Exhibit 8 presents the mean ratings and shows NMPDS participants rated majority of the items between above average and excellent in quality. All participants indicated that the *preparation of the instructor(s)* was nearing excellent. EMA and MS/HS Institute participants rated the *engagement*

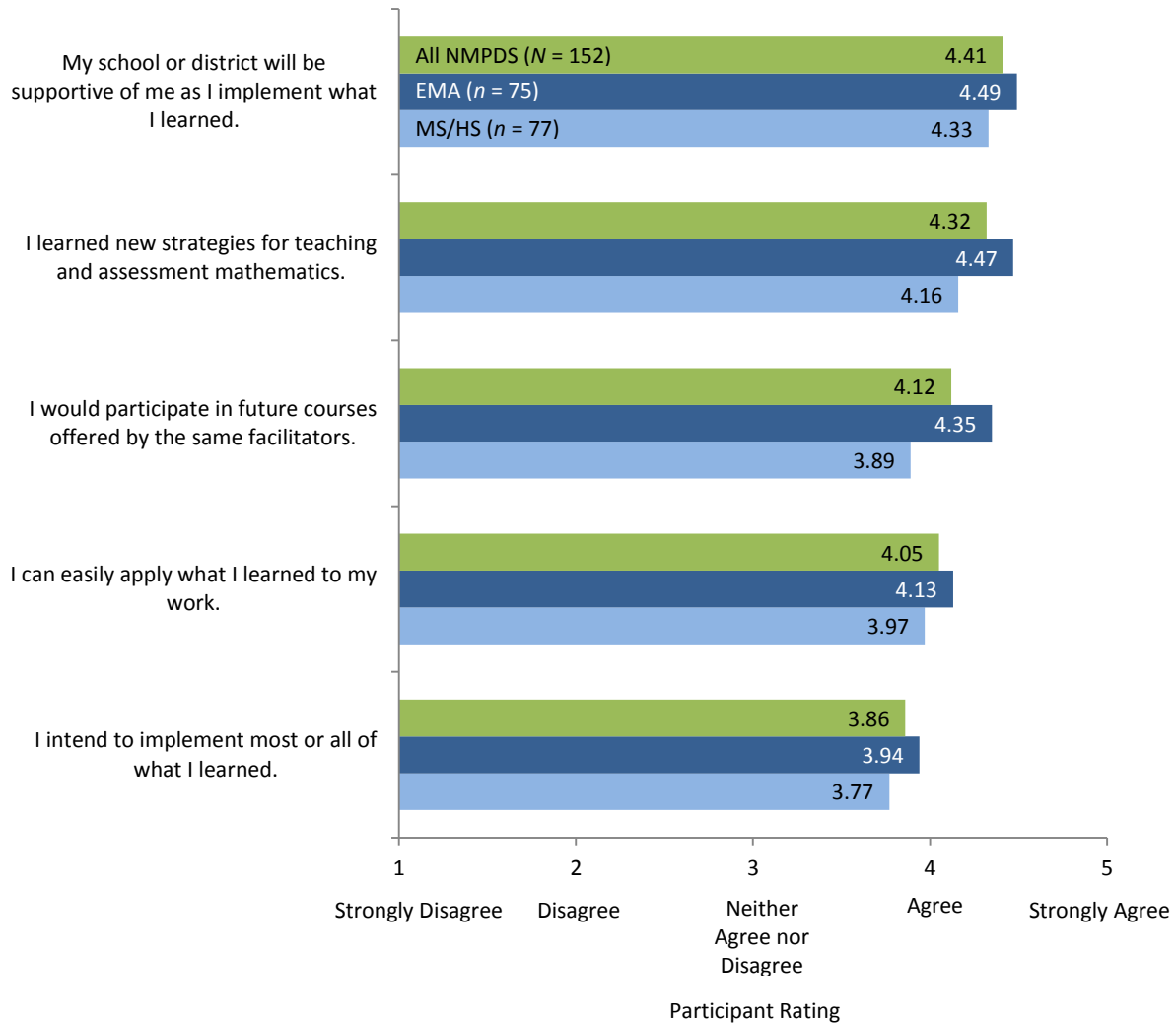
level of participation, overall quality of professional development experience, and instructors reaching stated goals differently with EMA participants rating their experiences higher.

**EXHIBIT 8. END-OF-COURSE EVALUATION RATINGS OF NMPDS SESSION CONTENT AND INSTRUCTION**



Aspects of session utility were rated on a 5-point scale with 1 indicating strong disagreement and 5 indicating strong agreement to statements. Exhibit 9 shows that NMPDS participants were in agreement with most statements about session utility. EMA and MS/HS Institute participants agreed that their *school or district will be supportive as they implement what they learned and they learned new strategies for teaching and assessing mathematics.*

**EXHIBIT 9. END-OF-COURSE EVALUATION RATINGS OF NMPDS SESSION UTILITY**



**NMPDS PARTICIPANT COMMENTS**

**WHAT PARTICIPANTS LIKED BEST**

Participants across all professional development activities were asked what they liked best about sessions on end-of-course evaluations through open-ended questions as well as in focus groups with randomly selected participants. EMA participants overwhelmingly stated the hands-on activities were beneficial to them to understand mathematical concepts at various levels. Through the support of the knowledgeable instructors in an atmosphere of collaboration, participants believed their own mathematics content and pedagogy increased from their active involvement in the professional development sessions. MS/HS Institute participants stated collaborative networking was the strength of their sessions. Networking with teachers from other districts provided many opportunities for thought-provoking discussions to improve their instruction. The resources from the sessions helped MS/HS Institute participants envision the application of mathematical practices into their classrooms. As a result of the sessions, NMPDS participants commented they were becoming more flexible in their approaches to problem solving which was impacting their students' learning. They consciously were

thinking about their instruction using mathematical practices and academic vocabulary in teaching mathematical concepts to students. Many stated that the hands-on activities engaged their students in learning concepts at a deeper level than their school or district curriculum required.

### WHAT SHOULD BE CHANGED

Participants from EMA and MS/HS Institute offered different suggestions to improve the professional development sessions. EMA participants stated the activities needed to be specifically aligned to the Nebraska mathematics standards with a grade level assignment to help in implementation into their school and district curriculum. EMA participants stated they could benefit from detailed, written instructions for the sessions' activities to assist them later to effectively implement the activities into their classrooms. MS/HS Institute participants requested more technology topics be inserted into the sessions along with quick activities that can be implemented immediately into the classrooms to engage learners. Both set of participants requested that materials be available through a central website for a longer period of time.

Both EMA and MS/HS Institute participants suggested logistical changes for the project. The sessions should be offered throughout the school year rather than the second semester in order to implement activities with the students for greater impact. There were suggestions for a site in western Nebraska or videotaping classes to involve others who are not able to travel to the NMPDS sites. Overview of the sessions and reminder emails for the upcoming sessions were also mentioned as logistical items that would benefit the project in the coming years.

### HOW TO DESCRIBE THE INSTITUTE

When asked how they would describe NMPDS to others, it was evident from the comments that most participants enjoyed the experience and benefited from attending NMPDS professional development sessions. Some of the descriptive words used by the participants included: *engaging, thought provoking, challenging, rigorous, useful, enhancing, informative, relevant, worthwhile, and collaborative*. Many referenced the fun experience they encountered in the sessions with other teachers and the knowledgeable instructors. Some described that they were rethinking their instructional techniques to be more student driven.

## DEVELOPMENT OF TEACHER CONTENT KNOWLEDGE

### ELEMENTARY MATHEMATICS ACADEMY

Exhibit 10 displays the performance of EMA participants on the content knowledge assessment as a whole as well as the two subscales. Of the 75 EMA participants who completed both the pretest and posttest content knowledge assessment, 43 participants demonstrated a statistically significant gain in overall content knowledge; 36 teachers (48%) had a significant gain on the Number Concept and Operations subscale; and 45 teachers (60%) had a significant gain on the Geometry subscale. As a whole group, EMA participants demonstrated statistically significant increases in scores from pretest to posttest on the overall assessment and on each of the two subscales, with moderate effect sizes.

**EXHIBIT 10. EMA PARTICIPANT CONTENT KNOWLEDGE (N = 75)**

Scale/Subscale	Number of Teachers With Significant Gains	Possible Range	Pretest		Posttest		Mean Difference	t	Cohen's d
			Mean	SD	Mean	SD			
<b>EMA Content Knowledge Assessment</b>	<b>43</b>	<b>0 - 27</b>	<b>13.64</b>	<b>4.56</b>	<b>15.89</b>	<b>4.33</b>	<b>2.25</b>	<b>6.62***</b>	<b>0.51</b>
Number Concepts and Operations	36	0 - 20	10.84	3.45	12.36	3.28	1.52	5.91***	0.45
Geometry	45	0 - 7	2.80	1.62	3.53	1.57	0.73	3.48***	0.46

Note. Bold text indicates overall scale. \*\*\* $p < .001$ .<sup>1</sup>

### MS/HS INSTITUTE

Exhibit 11 presents the performance of MS/HS Institute participants on their content knowledge assessment. Of the 75 participants who completed both the pretest and posttest content knowledge assessment, 28 participants (38%) demonstrated a statistically significant gain on the overall content knowledge assessment; 39 participants (52%) showed a significant increase on the Patterns, Functions and Algebra subscale, and 24 participants (32%) had a statistically significant increase on the Geometry subscale. No individual teacher had a statistically significant increase on the Data, Probability, and Statistics subscale. As a group, participants showed a statistically significant increase in scores from pretest to posttest on the whole assessment and also on one of the Patterns, Functions, and Algebra subscale; however the effect sizes were small. The average group increases on the Geometry and Data, Probability, and Statistics subscales were not statistically significant.

<sup>1</sup> The  $p$ -value is an indicator that represents the likelihood that observed results occurred by chance. In education research, values of  $p < .05$  (i.e., values indicating that observed results had a less than 5% chance of occurring by chance) are typically used to identify results that are statistically significant. Lower  $p$ -values indicate a smaller likelihood that observed results occurred by chance and are therefore associated with statistically significant findings.

**EXHIBIT 11. PARTICIPANT CONTENT KNOWLEDGE FOR MS/HS INSTITUTE (N = 75)**

Scale/Subscale	Number of Teachers With Significant Gains	Possible Range	Pretest		Posttest		Mean Difference	t	Cohen's d
			Mean	SD	Mean	SD			
<b>Middle/High School Content Knowledge Assessment</b>	<b>28</b>	<b>0 - 28</b>	<b>16.13</b>	<b>3.57</b>	<b>17.19</b>	<b>3.92</b>	<b>1.06</b>	<b>3.75***</b>	<b>0.28</b>
Patterns, Functions, and Algebra	39	0 - 15	9.44	2.11	10.17	2.30	0.73	3.35**	0.33
Geometry	24	0 - 5	2.75	1.12	2.93	1.04	0.18	1.47	---
Data, Probability & Statistics	0	0 - 8	3.95	1.46	4.08	1.51	0.13	0.80	---

Note. Bold text indicates overall scale. \*\*\* $p < .001$ . \*\*  $p < .01$ .

**TEACHER CONFIDENCE**

A portion of the teacher survey asked participating teachers to rate how confident they perceived themselves to be with regards to teaching mathematics. Four items formed the Confidence in Teaching scale. Exhibit 12 displays participants' mean ratings. After NMPDS activities, participants indicated they were very confident in their overall confidence in their mathematical knowledge, a statistically significant increase from their ratings prior to participation. In looking at the two groups separately, EMA and MS/HS Institute participants exhibited similar statistically significant increases, with EMA participants indicating a larger increase in their confidence in comparison to MS/HS Institute participants. Effect sizes ranged between moderate and very large.

**EXHIBIT 12. CHANGE OVER TIME IN PARTICIPANT CONFIDENCE - SCALES**

Confidence in Teaching	N	Prior to Participation		At the Conclusion		Mean Difference	Cohen's d
		Mean	SD	Mean	SD		
All NMPDS Participants	152	3.45	0.71	3.99	0.58	0.54***	0.83
EMA Participants (n = 75)		3.22	0.71	3.92	0.57	0.70***	1.09
MS/HS Institute Participants (n = 77)		3.68	0.63	4.06	0.59	0.38***	0.62

Note. Responses were rated on a 5-point scale where 1 = Not at All Confident, 2 = Somewhat Confident, 3 = Moderately Confident, 4 = Very Confident, and 5 = Extremely Confident. \*\*\* $p < .001$ .

The Appendix contains a table (Exhibit A9) showing all NMPDS participants', EMA participants', and MS/HS Institute participants' ratings for each item utilized to assess teacher confidence. The findings reveal that participant ratings increased over time at statistically significant levels for each item.

## IMPACT ON CLASSROOM PRACTICE

### TEACHER PREPAREDNESS

A section of the teacher survey asked participants to rate their level of preparedness to teach and meet the needs of all students as shown in Exhibit 13. Fifteen items formed the Overall Preparedness scale and condensed into two subscales: Preparedness to Teach Mathematics (10 items) and Preparedness to Meet the Needs of All Students (5 items). Participants indicated they were moderately prepared prior to NMPDS activities and were closer to well prepared at the conclusion of activities for each scale or subscale. These increases in preparedness were statistically significant with moderate to large effect sizes. EMA participants had slightly larger increases in preparedness compared to MS/HS Institute participants.

**EXHIBIT 13. CHANGE OVER TIME IN PARTICIPANTS' PREPAREDNESS TO TEACH SCALES**

Measure	N	Prior to Participation		At the Conclusion		Mean Difference	Cohen's <i>d</i>
		Mean	SD	Mean	SD		
<b>Overall Preparedness</b>							
All NMPDS Participants	152	3.23	0.58	3.78	0.52	0.55***	1.00
EMA Participants ( <i>n</i> = 75)		3.21	0.63	3.82	0.55	0.61***	1.03
MS/HS Institute Participants ( <i>n</i> = 77)		3.26	0.52	3.75	0.50	0.49***	0.96
<b>Preparedness to Teach Mathematics</b>							
All NMPDS Participants	152	3.32	0.59	3.85	0.53	0.53***	0.95
EMA Participants ( <i>n</i> = 75)		3.28	0.64	3.86	0.56	0.58***	0.96
MS/HS Institute Participants ( <i>n</i> = 77)		3.35	0.54	3.84	0.51	0.49***	0.93
<b>Preparedness to Meet Needs of All Students</b>							
All NMPDS Participants	152	3.16	0.66	3.53	0.66	0.37***	0.56
EMA Participants ( <i>n</i> = 75)		3.14	0.70	3.56	0.70	0.42***	0.60
MS/HS Institute Participants ( <i>n</i> = 77)		3.18	0.61	3.50	0.61	0.32***	0.52

*Note.* Responses were rated on a 5-point scale where 1 = Not at All Prepared, 2 = Somewhat Prepared, 3 = Moderately Prepared, 4 = Well Prepared, and 5 = Very Well Prepared. Bolded text indicates scale. \*\*\**p* < .001.

The Appendix contains a table (Exhibit A10) presenting changes in ratings over time for each of the 15 preparedness items. In general, participants showed statistically significant increases in ratings over time for each item with effect sizes ranging from small to large.

### IMPACT OF NMPDS ON TEACHING ABILITY

The teacher survey asked teachers to rate the extent to which their participation in NMPDS influenced their teaching ability. The questions focused on the teacher's ability to craft and respond to questions; to adjust their mathematical classes to all students; to gauge the varying levels of comprehension; and to apply mathematical practices to classroom instruction. A total of 7 items formed the Impact of NMPDS on Teaching Ability scale. As Exhibit 14 shows, participants indicated their participation in NMPDS moderately influenced their teaching ability. EMA teachers more often than MS/HS teachers said the program moderately impacted their teaching ability. As a whole group, teachers reported that

NMPDS had the greatest impact on their ability to apply mathematical practices to classroom instruction. Item results are included in the Appendix in Exhibit A11.

#### EXHIBIT 14. IMPACT OF NMPDS ON TEACHING ABILITY

Impact of NMPDS on Teaching Ability	<i>N</i>	<i>M</i>	<i>SD</i>
All NMPDS Participants	152	3.69	0.79
EMA Participants ( <i>n</i> = 75)		3.87	0.76
MS/HS Institute Participants ( <i>n</i> = 77)		3.51	0.78

*Note.* Responses were rated on a 5-point scale where 1 = Not Well, 2 = Somewhat, 3 = Moderately, 4 = Well, and 5 = Very Well.

#### TEACHER OPINIONS REGARDING MATHEMATICS INSTRUCTION

Exhibit 15 presents participant ratings of agreement with several statements related to mathematics teaching and learning. Six of the statements reflect traditional ideas of teaching and learning while four of the statements reflect progressive ideas of teaching and learning. NMPDS participants decreased in their level of agreement with each of the six traditional teaching statements, all at statistically significant levels. The largest decreases in agreement were found for the following statements: *students generally learn mathematics best in classes with students of similar abilities* and *students master and retain mathematical algorithms more efficiently through repeated practice than through the use of applications and simulations*. Ratings of agreement by NMPDS participants on each of the four progressive teaching statements increased at statistically significant levels. Effect sizes were small to medium. At the conclusion of NMPDS activities, participants had strongest agreement with the statements: *there are different ways to solve most mathematical problems* and *it is important for student learning to make connections between mathematics and other subject areas*.

#### EXHIBIT 15. CHANGE OVER TIME IN PARTICIPANTS' PHILOSOPHY ON TEACHING AND LEARNING MATHEMATICS

Item	<i>N</i>	Prior to Participation		At the Conclusion		Mean Difference	Cohen's <i>d</i>
		Mean	<i>SD</i>	Mean	<i>SD</i>		
<b>Traditional Statements</b>							
Students generally learn mathematics best in classes with students of similar abilities.							
All NMPDS Participants	152	2.87	1.01	2.64	1.05	-0.41***	-0.39
EMA Participants ( <i>n</i> = 75)		2.75	1.12	2.57	1.17	-0.18	-0.16
MS/HS Institute Participants ( <i>n</i> = 77)		2.99	0.88	2.70	0.92	-0.29***	-0.32
Students master and retain mathematical algorithms more efficiently through repeated practice than through the use of applications and simulations.							
All NMPDS Participants	151	2.83	1.02	2.42	1.07	-0.41***	-0.39
EMA Participants ( <i>n</i> = 74)		2.86	0.98	2.41	1.11	-0.45***	-0.43
MS/HS Institute Participants ( <i>n</i> = 77)		2.81	1.06	2.44	1.05	-0.37***	-0.35
Learning mathematics mainly involves memorizing.							
All NMPDS Participants	152	2.42	0.97	2.07	0.88	-0.35***	-0.38
EMA Participants ( <i>n</i> = 75)		2.61	1.04	2.19	1.01	-0.42***	-0.41
MS/HS Institute Participants ( <i>n</i> = 77)		2.23	0.87	1.96	0.72	-0.27***	-0.34

Item	N	Prior to Participation		At the Conclusion		Mean Difference	Cohen's <i>d</i>
		Mean	SD	Mean	SD		
It is important for students to learn basic mathematics skills before solving problems.							
All NMPDS Participants	152	3.56	0.93	3.24	1.09	-0.32***	-0.32
EMA Participants ( <i>n</i> = 75)		3.43	0.96	3.12	1.15	-0.31***	-0.29
MS/HS Institute Participants ( <i>n</i> = 77)		3.69	0.88	3.36	1.03	-0.33***	-0.34
Few new discoveries in mathematics are being made.							
All NMPDS Participants	152	2.55	0.83	2.31	0.94	-0.24***	-0.27
EMA Participants ( <i>n</i> = 75)		2.56	0.81	2.28	1.07	-0.28~	-0.30
MS/HS Institute Participants ( <i>n</i> = 77)		2.53	0.85	2.34	0.81	-0.20	-0.21
Mathematics should be learned as sets of algorithms or rules that cover all possibilities.							
All NMPDS Participants	152	2.97	0.91	2.75	1.04	-0.22***	-0.23
EMA Participants ( <i>n</i> = 75)		2.99	0.88	2.96	1.19	-0.03	-0.03
MS/HS Institute Participants ( <i>n</i> = 77)		2.96	0.94	2.55	0.84	-0.41***	-0.46
<b>Progressive Statements</b>							
Solving mathematics problems often involves making conjectures, testing, and modifying findings.							
All NMPDS Participants	151	3.96	0.58	4.36	0.57	0.40***	0.70
EMA Participants ( <i>n</i> = 74)		3.96	0.61	4.42	0.58	0.46***	0.77
MS/HS Institute Participants ( <i>n</i> = 77)		3.96	0.55	4.30	0.56	0.34***	0.61
There are different ways to solve most mathematics problems.							
All NMPDS Participants	152	4.26	0.69	4.63	0.62	0.37***	0.56
EMA Participants ( <i>n</i> = 75)		4.20	0.74	4.65	0.69	0.45***	0.63
MS/HS Institute Participants ( <i>n</i> = 77)		4.32	0.64	4.61	0.54	0.29***	0.49
It is important for student learning to make connections between mathematics and other subject areas.							
All NMPDS Participants	152	4.23	0.61	4.58	0.62	0.35***	0.57
EMA Participants ( <i>n</i> = 75)		4.29	0.65	4.65	0.67	0.36***	0.55
MS/HS Institute Participants ( <i>n</i> = 77)		4.17	0.57	4.51	0.55	0.34***	0.61
All students can learn challenging content in mathematics.							
All NMPDS Participants	151	3.78	0.89	4.12	0.81	0.34***	0.40
EMA Participants ( <i>n</i> = 75)		3.68	0.96	4.12	0.85	0.44***	0.49
MS/HS Institute Participants ( <i>n</i> = 76)		3.88	0.82	4.12	0.77	0.24***	0.30

Note. Responses were rated on a 5-point scale where 1 = Strongly Disagree, 2 = Disagree, 3 = Neither Agree nor Disagree, 4 = Agree, and 5 = Strongly Agree. ~*p* < .10; \*\*\**p* < .001.

## PERCEPTIONS OF PROGRESS

Based on responses from focus groups and end-of-course evaluations, NMPDS activities modeled problem-solving activities that emphasized various strategies and approaches that employed the Standards for Mathematical Practices. Participants acknowledged they increased their mathematics content knowledge as a result of the activities and discussions in the sessions. NMPDS influenced participants to develop purposeful questions to increase student engagement with the activities. Teachers, while aware the need to increase NeSA mathematics scores, acknowledge positive learning experiences can increase understanding of mathematics as well as student achievement.

*I hope my students will have a better understanding of how to use math in the real world and have better problem solving skills.*

*I am learning to work on my questioning techniques to help students see their mistakes rather than me just showing them where the mistake is.*

*I am seeing how math can be applied in different ways. I have a broader experience to help decide what is best for students in my classroom.*

*The sessions revitalize me when I return to the classroom. I am willing to try new things with the students.*

## **ESTABLISHING EFFECTIVE PROFESSIONAL LEARNING COMMUNITIES AND BUILDING A COLLABORATIVE STATEWIDE NETWORK OF EDUCATORS**

### **PERCEPTIONS OF PROGRESS**

Professional learning communities were not formally employed during the year because of the late start for the professional development sessions and the limited number of participants at each of the professional development sites. Many of the teachers participating in NMPDS were already considered teacher leaders for their school and district and were willing to work in groups without a formal structure of Teacher Leaders of Mathematics (TLM). Project leaders intentionally placed teachers into groups of same grade levels or different school groups in order to expand their communities of practice during the sessions and to place more responsibility on the smaller groups. According to project leaders, some teachers shared information they learned at the sessions with their schools and ESUs, continuing the community of learning at another level.

Instructors decided not to use *myeLearning* for communication or repository of resources. The support and trainers for the system was not available and the system did not always result in active participation by the teachers. Instructors employed wikis, Google docs, Dropbox, and emails to establish links for the participants. Networking between teachers and instructors continued in an informal manner on an as-needed basis.

“Math Champions” was also not a focus for this year for NMPDS. Project leaders would like to further develop this concept in the coming years of the grant. Each school district would designate one person as the “Math Champion” who would receive information directly from the Mathematics Coordinator for the state of Nebraska. This form of communication would help share current information as revisions are being made to the Nebraska state mathematics standards.

### **FACILITATORS AND BARRIERS**

#### **PERCEPTIONS OF FACILITATORS AND BARRIERS TO NMPDS IMPLEMENTATION**

##### **FACILITATORS**

NMPDS is a well-developed project that provides teachers with professional development during the academic school year to impact their content and pedagogical content knowledge in order to improve mathematics learning for all students. The project capitalizes on collaboration and shared expertise with a cadre of ESU staff to assist with recruitment and site facilitation. There is a strong partnership with the NDE’s director of mathematics who facilitated presentations at NMPDS sessions.

Many participants return year-after-year because of their perceived belief that the mathematics professional development does impact the achievement of their students. The teachers are trying more inquiry-based learning approaches and incorporating more problem solving activities into their classroom lessons. The strategies being modeled allow teachers to diversify for their classroom needs and increase connections for different learning styles.

## **BARRIERS**

NMPDS lacked a mathematics project director during this first year of the grant. Additional responsibilities for the detail operations of the grant were delegated to personnel from ESU-CC and NDE. When leadership personnel were not aware of the operational requirements of the grant or the mathematics content and pedagogical knowledge, there were challenges in communication.

The project also had changes in leadership at the instructor level for the MS/HS Institute. The NDE mathematics director employed relationships with presenters throughout the United States to fill voids for the sessions. Also, the professional development sessions started later in the school year and continued into the summer, which participants did not understand they needed to attend.

Many teachers attended sessions to obtain activities that can be used immediately in their classrooms to introduce topics at a surface level in a short amount of time, often referenced as “activities for activity sake.” During two of the sessions, MS/HS Institute participants completed problems from the Shell Centre that required more attention to mathematics content and student misconceptions through the examination of student work and rubric scoring. Although some stated they valued the problems and learned about their students, other participants did not see the benefit of such activities for themselves or their students.

Teachers committed to attend the professional development sessions for NMPDS. Even though a principal’s signature was required on the acceptance form, the principals preferred master teachers to be in their classrooms. Since many of the participants were from struggling schools, obtaining the principal support was valuable, especially if their support was needed to address attendance issues.

At the participant level, the biggest challenge was focused on time to make changes in their classrooms based on what they were learning in the sessions. Many stated there were so many great ideas and strategies that they had difficulty deciding which ones to place into their current curriculum for maximum effect. For some, their pacing guides do not allow for insertion of additional activities, especially if they are not aligned to the state mathematics standards. School technology is not always aligned to what is utilized during the NMPDS sessions.

## CONCLUSIONS AND RECOMMENDATIONS

*This section summarizes key findings from data collected during the period from January 2014 through July 2014, and then presents recommendations for the NMPDS project.*

### FINDINGS

- **NMPDS participants rated the overall quality of the professional development experiences between above average and excellent.** This can be attributed to their ratings for *overall clarity of information presented* (4.06) and *instructors reaching stated goals for course* (4.11). The level of participant engagement differed between EMA and MS/HS Institute for levels of participant engagement in the sessions with ratings of 4.33 and 3.89, respectively. Collectively, NMPDS participants indicated that the preparation of the instructor(s) was approaching “excellent.” EMA participants overwhelmingly stated the hands-on activities were beneficial to understanding mathematical concepts. MS/HS Institute participants stated the collaborative networking was the strength of their sessions that helped to improve their instruction through the thoughtful discussions.
- **NMPDS participants rated the utility of the sessions above average.** *Mathematics content* and *mathematics pedagogy/instruction* were rated the highest topical emphasis with results at 3.93 on a 5-point scale. EMA and MS/HS Institute participants rated the extent to which NMPDS activities emphasized integrating technology and mathematics assessments differently, with EMA rating technology higher (3.12 on the 5-point scale) and MS/HS Institute rating mathematics assessment higher (3.38 on the 5-point scale). Overall, NMPDS participants strongly agreed that their school or district would be supportive as they implemented what they learned from the sessions.
- **Over 55% of the EMA participants demonstrated a statistically significant gain the overall content knowledge.** Of the 75 EMA participants who completed both the pretest and posttest, 48% had a significant gain on the Number Concept and Operations subscale and 60% had a significant gain on the Geometry subscale. On each of these two subscales, there were moderate effect sizes.
- **Over one third of the MS/HS Institute participants demonstrated a statistically significant gain on the overall content knowledge.** Of the 75 participants who completed both the pretest and posttest, 52% showed a significant increase on the Patterns, Functions, and Algebra subscale with the subscale having a small effect size. On the Geometry subscale, 32% had a statistically significant increase but no effect size. No individual teacher had a statistically significant increase on the Data, Probability, and Statistics subscale.
- **NMPDS teachers’ overall confidence in teaching significantly increased over time.** EMA participants indicated a larger increase in their confidence in comparison to MS/HS Institute participants. Effect sizes ranged between moderate and very large.

- **Teacher ratings of preparedness to teach mathematics increased after participation in NMPDS activities.** Participants indicated they were moderately prepared prior to NMPDS activities in the two subscales and were closer to well prepared at the conclusion of the activities. These increases were statistically significant with moderate to large effect size. Overall, all NMPDS participants rated *teaching mathematics to students who are English Language Learners* as somewhat prepared in the retrospective teacher survey.
- **NMPDS participants indicated their participation in professional development activities moderately influenced their teaching ability.** EMA teachers more often than MS/HS Institute teachers said the program moderately impacted their teaching ability. As a whole group, teachers reported that NMPDS had the greatest impact on their ability to apply mathematical practices to classroom instruction.
- **NMPDS participants showed changes in philosophy regarding traditional and progressive teaching and learning statements.** NMPDS participants decreased their level of agreement with all six traditional statements at statistically significant levels. The largest decreases were found in the two statements *students generally learn mathematics best in classes with students of similar abilities* and *students master and retain mathematical algorithms more efficiently through repeated practice than through the use of applications and simulations*. Ratings of agreement by NMPDS participants on each of the four progressive teaching statements increased at statistically significant levels with effect sizes of small to medium. The statement, *solving mathematics problems often involves making conjectures, testing, and modifying findings*, increased the most over time for the participants. Effect sizes for progressive statements were generally greater.

## RECOMMENDATIONS FOR YEAR 2 OF GRANT

- 1. Acquire a mathematics project director to oversee all phases of the grant.** This was an unusual year for the grant, operating without the benefit of a full-time project director. Everyone performed extra duties from acquiring facilitators to fulfilling participant requests. The project requires full attention to meet the requirements for the MSP at the state level. Without someone in this position, accountability becomes more reactive to the situations. A project director would coordinate with ESU-CC to fulfill logistical, participant, and facilitator needs.
- 2. Establish procedures to allow participants to know their responsibilities for the sessions.** Attendance needs to be prioritized to eliminate the mindset that NMPDS participants can pick-and-choose activities to attend. Reminders of upcoming sessions can help participants and their principals be responsible in their attendance as well as participants completing necessary activities for discussion in upcoming sessions. Facilitators should give overview of the sessions throughout the year and align activities to Nebraska Standards for Mathematics.
- 3. Illustrate instructional strategies that are effective to teach mathematics to students who are English language learners.** Ratings of preparedness at the conclusion of NMPDS activities revealed that EMA and MS/HS Institute participants were least prepared to teach mathematics to students who are English language learners. Emphasis on instructional strategies that strengthen mathematics instruction for all students will benefit NMPDS and participants in many ways.
- 4. Expand success indicators to include use of student achievement data in mathematics.** With NeSA-M results available at a variety of different levels over a number of years, the success of NMPDS should consider expanding to show the influence teacher learning from the NMPDS project is having on student achievement. The evaluation of the project shows that the professional development has affected teacher content knowledge. It would be an appropriate time for student achievement to be linked to NMPDS.



# APPENDIX

## **NMPDS TEACHER SURVEY DEMOGRAPHIC DATA**

**A-1**

### Exhibit

A1.	NMPDS Past Participation	A-1
A2.	NMPDS Participant Demographics	A-1
A3.	NMPDS Participant Education	A-2
A4.	NMPDS Participant Experience	A-2
A5.	NMPDS Participant Teacher Description	A-3
A6.	NMPDS Participant Experience - Courses Taught During the Past School Year	A-4
A7.	Number of Students Taught by NMPDS Participants	A-4
A8.	NMPDS Participant School Configuration	A-5

## **TEACHER SURVEY ITEM ANALYSIS**

**A-5**

### Exhibit

A9.	Change Over Time in Participant Confidence - Items	A-6
A10.	Change Over Time in Participants' Preparedness to Teach – Items	A-7
A11.	Impact of NMPDS Participation	A-9

---



This section presents teacher characteristics including an examination of participant education, teaching certification, and teaching experience. Item level findings of the teacher survey items are then presented.

## NMPDS TEACHER SURVEY DEMOGRAPHIC DATA

### TEACHER CHARACTERISTICS

The teacher survey asked participants about their participation in past NMPDS offerings. As Exhibit A1 shows, the majority of the 75 EMA participants who completed a teacher survey indicated that this was their first time in NMPDS. Less than half of the 77 MS/HS teachers who completed a teacher survey were new to NMPDS, with nearly one fourth indicating that they have participated in NMPDS for 5 to 6 years, not including this year's offerings.

EXHIBIT A1. NMPDS PAST PARTICIPATION

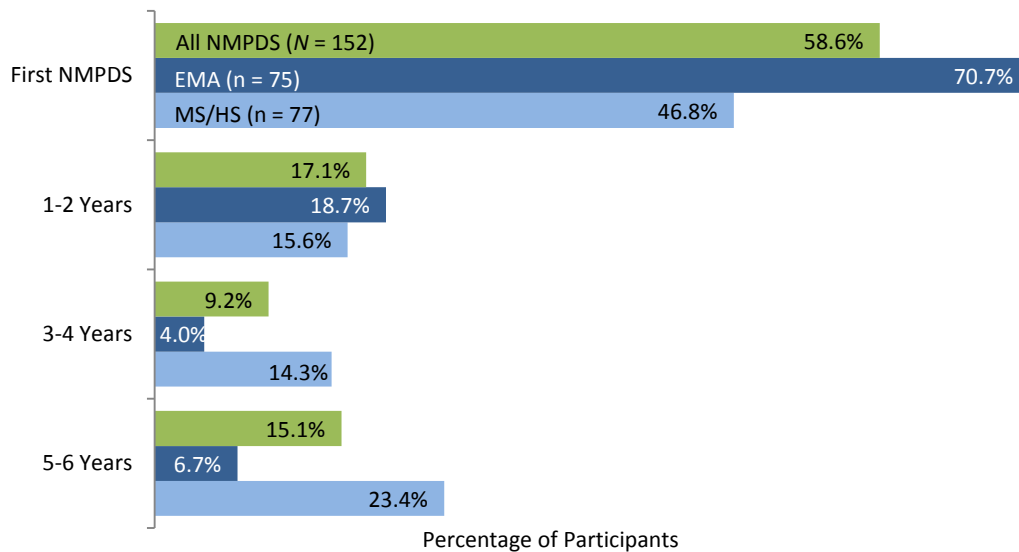


Exhibit A2 presents demographic data for the 152 NMPDS participants who completed teacher surveys. The majority of participants who completed a teacher survey were female and white.

EXHIBIT A2. NMPDS PARTICIPANT DEMOGRAPHICS

	All NMPDS (N = 152)		EMA (n = 75)		MS/HS Institute (n = 77)	
	n	Percentage	n	Percentage	n	Percentage
<b>Gender</b>						
Male	21	13.8	7	9.3	14	18.2
Female	131	86.2	68	90.7	63	81.8
Missing Response	0	0.0	0	0.0	0	0.0
<b>Ethnicity</b>						
White	149	98.0	74	98.7	75	97.4
Hispanic	1	0.7	0	0.0	1	1.3
African American	1	0.7	1	1.3	0	0.0
Other	1	0.7	0	0.0	1	1.3

Information about participants' level of education and certification is displayed in Exhibit A3. Over half of NMPDS participants (60%) reported earning advanced degrees. The majority of EMA participants (55%) minored in mathematics and two thirds of MS/HS Project participants majored in mathematics. Almost all EMA participants held an elementary teaching certification and a little less than half held a middle level teaching certificate. Half of the MS/HS participants were certified at the middle level and 87% held secondary level certificates.

### EXHIBIT A3. NMPDS PARTICIPANT EDUCATION

	All NMPDS (N = 152)		EMA (n = 75)		MS/HS Institute (n = 77)	
	n	Percentage	n	Percentage	n	Percentage
<b>Highest Degree Completed</b>						
BA or BS	59	38.8	35	46.7	24	31.2
MA, MS, or MEd	91	59.9	39	52.0	52	67.5
PhD or EdD	1	0.7	0	0.0	1	1.3
Other (e.g., graduate work beyond BA or BS)	1	0.7	1	1.3	0	0.0
<b>Undergraduate Mathematics Emphasis<sup>a</sup></b>						
Major in Mathematics	55	36.2	3	4.0	52	67.5
Major in Mathematics - Intensive Field (e.g., statistics, physics, etc.)	2	1.3	0	0.0	27	35.1
Major in Another Field	41	27.0	24	32.0	2	2.6
Minor in Mathematics	68	44.7	41	54.7	11	14.3
Minor in Mathematics - Intensive Field (e.g., statistics, physics, etc.)	25	16.4	14	18.7	17	22.1
Minor in Another Field	1	0.7	0	100.0	1	1.3
<b>Level of Teaching Certification<sup>a</sup></b>						
Elementary	86	56.6	72	96.0	14	18.2
Middle	76	50.0	33	44.0	43	55.8
Secondary	74	48.7	7	9.3	67	87.0

<sup>a</sup> Percentages do not sum to 100 because respondents could select more than one response.

### PARTICIPANT TEACHING EXPERIENCE

Exhibit A4 summarizes the teaching experiences of NMPDS participants. Nearly half of the EMA and MS/HS participants have been teaching for 15 or more years, with just over 40% of each group reporting having taught mathematics for the same amount of time. Nearly three fourths of EMA participants reported teaching only 1 class while half of the MS/HS participants taught three or four classes.

### EXHIBIT A4. NMPDS PARTICIPANT EXPERIENCE

	All NMPDS (N = 152)		EMA (n = 75)		MS/HS Institute (n = 77)	
	n	Percentage	n	Percentage	n	Percentage
<b>Years Full-Time, Teaching in a K-12 School</b>						
3 or less	21	13.8	11	14.7	10	13.0
4 to 6 Years	17	11.2	10	13.3	7	9.1
7 to 9 Years	22	14.5	8	10.7	14	18.2
10 to 14 Years	18	11.8	10	13.3	8	10.4
15 or More Years	71	46.7	36	48.0	35	45.5
N/A or Missing Response	3	2.0	0	0.0	3	3.9

	All NMPDS (N = 152)		EMA (n = 75)		MS/HS Institute (n = 77)	
	n	Percentage	n	Percentage	n	Percentage
<b>Years Full-Time, K-12 Teaching Mathematics</b>						
3 or less	25	16.4	13	17.3	12	15.6
4 to 6 Years	17	11.2	11	14.7	6	7.8
7 to 9 Years	22	14.5	8	10.7	14	18.2
10 to 14 Years	21	13.8	12	16.0	9	11.7
15 or More Years	63	41.4	31	41.3	32	41.6
N/A or Missing Response	4	2.6	0	0.0	4	5.2
<b>Number of Different Mathematics Classes Currently Teaching</b>						
1 class	59	38.8	56	74.7	3	3.9
2 classes	23	15.1	12	16.0	11	14.3
3 classes	21	13.8	1	1.3	20	26.0
4 classes	26	17.1	2	2.7	24	31.2
5 classes	10	6.6	2	2.7	8	10.4
6 classes	4	2.6	0	0.0	4	5.2
7 or more classes	9	5.9	2	2.7	7	9.1

Exhibit A5 shows that the most commonly reported teacher description for EMA participants was a regular content classroom educator at the elementary level. About one third of the MS/HS participants were regular content classrooms educators at the middle-level and two thirds were a regular content classroom educator in the secondary grades.

#### EXHIBIT A5. NMPDS PARTICIPANT TEACHER DESCRIPTION

	Elementary Education		Middle-level Education		Secondary Education	
	n	Percentage	n	Percentage	n	Percentage
<b>All NMPDS (N = 152)</b>						
Regular content classroom educator	51	33.6	40	26.3	49	32.2
Special education educator	1	6.6	2	13.2	0	0.0
Non-teaching instructional coach	0	0.0	1	6.6	0	0.0
None of the above	5	3.3	0	0.0	3	19.7
<b>EMA (n = 75)</b>						
Regular content classroom educator	51	68.0	17	22.7	---	---
Special education educator	1	1.3	1	1.3	---	---
None of the above	5	6.7	0	0.0	---	---
<b>MS/HS (n = 77)</b>						
Regular content classroom educator	---	---	23	29.9	49	63.6
Special education educator	---	---	1	1.3	0	0.0
Non-teaching instructional coach	---	---	1	1.3	0	0.0
None of the above	---	---	0	0.0	3	3.9

The teacher survey asked participants to identify which courses they taught during the 2013-2014 school year. Findings displayed in Exhibit A6 show that over half of the EMA participants taught 4<sup>th</sup> or 5<sup>th</sup> grade and one third taught a science class. Of the MS/HS participants, 55% taught Algebra I, followed by 47% teaching Geometry, and a 36% teaching Algebra II. Participants were able to attend either EMA or MS/HS Institute regardless of their current teaching assignment.

**EXHIBIT A6. NMPDS PARTICIPANT EXPERIENCE - COURSES TAUGHT DURING THE PAST SCHOOL YEAR**

	All NMPDS (N = 152)		EMA (n = 75)		MS/HS Institute (n = 77)	
	n	Percentage	n	Percentage	n	Percentage
K or 1 grade	6	3.9	5	6.7	1	1.3
2 or 3 grade	23	15.1	21	28.0	2	2.6
4 or 5 grade	47	30.9	42	56.0	5	6.5
6th grade	27	17.8	20	26.7	7	9.1
7th grade	27	17.8	3	4.0	24	31.2
8th grade	19	12.5	1	1.3	18	23.3
Pre-Algebra	23	15.1	1	1.3	22	28.6
Algebra I	43	28.3	1	1.3	42	54.5
Algebra II	28	18.4	0	0.0	28	36.4
Geometry	36	23.7	0	0.0	36	46.8
Statistics	7	4.6	0	0.0	7	9.1
Calculus	19	12.5	0	0.0	19	24.7
Integrated Math 1	5	3.3	0	0.0	5	6.5
Integrated Math 2	3	2.0	0	0.0	3	3.9
Integrated Math 3	5	3.3	0	0.0	5	6.5
Science Class	28	18.4	26	34.7	2	2.6
Technology Class	15	9.9	7	9.3	8	10.4
Other	45	29.6	6	8.0	39	50.6

*Note.* Percentages do not sum to 100 because respondents could select more than one response.

Participants were also asked to report the number of students they taught mathematics to during the 2013-2014 school year. As shown in Exhibit A7, EMA participants reported teaching an average of 25 elementary students and an average of 64 middle school students. MS/HS Project participants reported teaching an average of 28 elementary students, 56 middle school students and 70 high school students.

**EXHIBIT A7. NUMBER OF STUDENTS TAUGHT BY NMPDS PARTICIPANTS**

Number of Students Taught by Participants	All NMPDS (N = 152)			EMA (n = 75)			MS/HS Institute (n = 77)		
	Range	Mean	SD	Range	Mean	SD	Range	Mean	SD
Elementary Students	6 – 75	25.0	14.7	6 – 75	24.8	14.5	6 – 44	27.8	19.3
Middle School Students	3 – 150	58.1	45.0	3 – 140	64.1	46.3	3 – 150	55.6	44.7
High School Students	4 – 172	68.7	45.3	---	---	---	4 - 172	69.7	45.3

As conveyed in Exhibit A8, over half of the EMA participants taught in an elementary only school and 25% taught in a K-12 multilevel school. MS/HS participants most commonly taught in a high school or a K-12 multilevel school. Three fourths of EMA participants and over half of the MS/HS participants taught at schools where 40% or more students in the district or school qualify for free or reduced cost meals. Nearly half of the NMPDS participants also taught in a district or school that did not meet AYP or School Accountability requirements in a content area.

#### EXHIBIT A8. NMPDS PARTICIPANT SCHOOL CONFIGURATION

	All NMPDS (N = 152)		EMA (n = 75)		MS/HS Institute (n = 77)	
	n	Percentage	n	Percentage	n	Percentage
<b>School Configuration</b>						
Elementary Only	40	26.3	40	53.3	0	0.0
Middle School	26	17.1	10	13.3	16	20.8
High School	22	14.5	0	0.0	22	28.6
K-12 Multilevel School	40	26.3	20	26.7	20	26.0
7-12 Multilevel School	16	10.5	1	1.3	15	19.5
Other	8	5.3	4	5.3	4	5.2
<b>High Need Designation<sup>a</sup></b>						
District/school did not meet AYP or School Accountability requirements in a content area.	71	46.7	32	42.7	39	50.6
40% or more students in district or school qualify for free or reduced cost meals.	102	67.1	57	76.0	45	58.4
Teachers in the district or school were assigned to a mathematics or science course but were not appropriately endorsed for the assignment and/or were not NCLB qualified.	14	9.2	4	5.3	10	13.0
Special Education teachers who are responsible for teaching mathematics or science content to special education students.	26	17.1	10	13.3	16	20.8

Note. <sup>a</sup> Percentages do not sum to 100 because respondents could select more than one response.

Lastly, the teacher survey asked participants if they had participated in the science portion of the MSP grant, Keep Improving Content Knowledge and Skills (Science KICKS). Of the 152 respondents, eight previously participated in KICKS, with seven teachers from EMA and one teacher from MS/HS.

#### TEACHER SURVEY ITEM ANALYSIS

The following section contains the item level analysis of teacher survey items that were presented as scales in the Findings section of the evaluation report. Findings for each item are displayed for all NMPDS participants and disaggregated by EMA and MS/HS Project participants.

## TEACHER CONFIDENCE

Exhibit A9 presents the change over time in ratings for items assessing Confidence in Mathematical Knowledge. NMPDS participants demonstrated statistically significant increased ratings over time for all items with effect sizes ranging between small and very large. Overall, NMPDS participants had the largest increase in ratings of confidence for their knowledge about current educational issues related to mathematics. EMA participants generally had larger increases over time than their MS/HS counterparts. The largest increase in ratings for EMA participants was found in their ratings of confidence *in their mathematics knowledge beyond and below what they teach*.

**EXHIBIT A9. CHANGE OVER TIME IN PARTICIPANT CONFIDENCE - ITEMS**

Confidence in Mathematical Knowledge	N	Prior to Participation		At the Conclusion		Mean Difference	Cohen's <i>d</i>
		Mean	SD	Mean	SD		
In your knowledge about current educational issues related to mathematics.							
All NMPDS Participants	152	3.03	0.87	3.70	0.80	0.67***	0.80
EMA Participants ( <i>n</i> = 75)		2.95	0.94	3.57	0.87	0.62***	0.68
MS/HS Project Participants ( <i>n</i> = 77)		3.12	0.79	3.83	0.72	0.71***	0.94
In your mathematics knowledge beyond and below what you teach.							
All NMPDS Participants	152	3.43	0.88	3.99	0.71	0.56***	0.70
EMA Participants ( <i>n</i> = 75)		3.13	0.91	4.01	0.71	0.88***	1.08
MS/HS Project Participants ( <i>n</i> = 77)		3.73	0.76	3.97	0.73	0.24***	0.32
In your ability to help colleagues improve their knowledge and skills related to mathematics and mathematics education.							
All NMPDS Participants	152	3.30	0.85	3.83	0.78	0.53***	0.65
EMA Participants ( <i>n</i> = 75)		3.05	0.77	3.73	0.78	0.68***	0.88
MS/HS Project Participants ( <i>n</i> = 77)		3.55	0.85	3.92	0.77	0.37***	0.46
In your mathematics knowledge with respect to the mathematics that you teach.							
All NMPDS Participants	152	4.04	0.84	4.44	0.65	0.40***	0.53
EMA Participants ( <i>n</i> = 75)		3.75	0.82	4.37	0.61	0.62***	0.86
MS/HS Project Participants ( <i>n</i> = 77)		4.32	0.75	4.51	0.68	0.19***	0.27

*Note.* Responses were rated on a 5-point scale where 1 = Not at All Confident, 2 = Somewhat Confident, 3 = Moderately Confident, 4 = Very Confident, and 5 = Extremely Confident. \*\*\**p* < .001.

## TEACHER PREPAREDNESS

Exhibit A10 displays findings for items assessing change in participant ratings of Preparedness to Teach Mathematics and Preparedness to Meet Needs of All Students. Participants showed statistically significant increases in ratings over time for each item. Effect sizes ranged between small and very large, with larger effects generally found for increases in the Preparedness to Teach Mathematics items. Largest increases for the Preparedness to Teach Mathematics items were found in EMA participants' ratings over time for their preparedness to *teach mathematics with the use of manipulative* and to *make connections between mathematics and other subject areas*. MS/HS participants reported largest increases in their preparedness to *use a variety of assessment strategies*. The largest increase within the Preparedness to Meet Needs of Students subscale was found for the items *take into account students' prior conceptions about mathematics when planning lessons*. Items relating to *Teaching mathematics to students who are English Language Learners* were rated as something participants only felt slightly prepared for before and after their participation in the Institute/Academy.

**EXHIBIT A10. CHANGE OVER TIME IN PARTICIPANTS' PREPAREDNESS TO TEACH - ITEMS**

Item	N	Prior to Participation		At the Conclusion		Mean Difference	Cohen's <i>d</i>
		Mean	SD	Mean	SD		
<b>Preparedness to Teach Mathematics</b>							
Select and/or adapt instructional materials to implement your written curriculum to provide challenging curriculum for all students.							
All NMPDS Participants	151	3.02	0.79	3.77	0.77	0.75***	0.96
EMA Participants ( <i>n</i> = 74)		3.00	0.83	3.80	0.78	0.80***	0.99
MS/HS Project Participants ( <i>n</i> = 77)		3.04	0.75	3.74	0.77	0.70***	0.92
Teach problem solving strategies.							
All NMPDS Participants	150	3.25	0.77	3.99	0.65	0.74***	1.04
EMA Participants ( <i>n</i> = 73)		3.21	0.82	3.97	0.71	0.76***	0.99
MS/HS Project Participants ( <i>n</i> = 77)		3.29	0.72	4.01	0.60	0.72***	1.09
Teach mathematics with the use of manipulative materials.							
All NMPDS Participants	152	3.29	0.89	3.97	0.81	0.68***	0.80
EMA Participants ( <i>n</i> = 75)		3.33	0.89	4.28	0.63	0.95***	1.23
MS/HS Project Participants ( <i>n</i> = 77)		3.25	0.89	3.68	0.87	0.43***	0.49
Apply mathematical practices to classroom instruction.							
All NMPDS Participants	152	3.49	0.77	4.16	0.67	0.67***	0.93
EMA Participants ( <i>n</i> = 75)		3.53	0.79	4.17	0.67	0.64***	0.87
MS/HS Project Participants ( <i>n</i> = 77)		3.45	0.75	4.14	0.68	0.69***	0.96
Use a variety of assessment strategies.							
All NMPDS Participants	152	3.24	0.84	3.88	0.82	0.64***	0.77
EMA Participants ( <i>n</i> = 75)		3.27	0.91	3.75	0.90	0.48***	0.53
MS/HS Project Participants ( <i>n</i> = 77)		3.21	0.78	4.00	0.73	0.79***	1.05
Make connections between mathematics and other subject areas.							
All NMPDS Participants	151	3.28	0.77	3.87	0.76	0.59***	0.77
EMA Participants ( <i>n</i> = 74)		3.22	0.78	4.07	0.69	0.85***	1.15
MS/HS Project Participants ( <i>n</i> = 77)		3.35	0.76	3.68	0.79	0.33***	0.43
Teach mathematics with the use of technology tools, such as calculators, graphing calculators, simulation software, and spreadsheets.							
All NMPDS Participants	151	2.91	0.99	3.35	0.88	0.44***	0.47
EMA Participants ( <i>n</i> = 74)		2.51	0.97	3.23	0.88	0.72***	0.78
MS/HS Project Participants ( <i>n</i> = 77)		3.30	0.86	3.47	0.87	0.17**	0.20

Item	N	Prior to Participation		At the Conclusion		Mean Difference	Cohen's <i>d</i>
		Mean	SD	Mean	SD		
Provide sequenced instruction in mathematics that aligns to NE mathematics content standards							
All NMPDS Participants	151	3.64	0.86	4.00	0.75	0.36***	0.45
EMA Participants ( <i>n</i> = 74)		3.66	0.86	3.99	0.73	0.33***	0.41
MS/HS Project Participants ( <i>n</i> = 77)		3.61	0.86	4.01	0.77	0.40***	0.49
Use results from student assessments to inform practice.							
All NMPDS Participants	151	3.49	0.82	3.85	0.77	0.36***	0.45
EMA Participants ( <i>n</i> = 74)		3.54	0.85	3.84	0.88	0.30*	0.35
MS/HS Project Participants ( <i>n</i> = 77)		3.44	0.79	3.87	0.68	0.43***	0.58
Encourage participation females and minorities in mathematics.							
All NMPDS Participants	152	3.55	0.96	3.78	0.97	0.23***	0.24
EMA Participants ( <i>n</i> = 75)		3.60	1.05	3.92	1.06	0.32***	0.30
MS/HS Project Participants ( <i>n</i> = 77)		3.49	0.87	3.64	0.86	0.15**	0.17
<b>Preparedness to Meet Needs of All Students</b>							
Take into account students' prior conceptions about mathematics when planning lessons.							
All NMPDS Participants	152	3.36	0.86	3.97	0.76	0.61***	0.75
EMA Participants ( <i>n</i> = 75)		3.35	0.89	3.99	0.81	0.64***	0.75
MS/HS Project Participants ( <i>n</i> = 77)		3.36	0.84	3.95	0.71	0.59***	0.76
Teach students who struggle in learning mathematics.							
All NMPDS Participants	151	3.43	0.75	3.89	0.72	0.46***	0.63
EMA Participants ( <i>n</i> = 74)		3.34	0.80	3.91	0.78	0.57***	0.72
MS/HS Project Participants ( <i>n</i> = 77)		3.52	0.70	3.87	0.66	0.35***	0.51
Teach mathematics to students with diverse abilities.							
All NMPDS Participants	152	3.35	0.82	3.72	0.79	0.37***	0.47
EMA Participants ( <i>n</i> = 75)		3.31	0.87	3.75	0.86	0.44***	0.51
MS/HS Project Participants ( <i>n</i> = 77)		3.39	0.76	3.70	0.73	0.31***	0.42
Teach mathematics to students who are English Language Learners.							
All NMPDS Participants	152	2.52	1.03	2.75	1.06	0.23***	0.22
EMA Participants ( <i>n</i> = 75)		2.57	1.09	2.83	1.12	0.26**	0.24
MS/HS Project Participants ( <i>n</i> = 77)		2.46	0.96	2.67	1.00	0.21***	0.21
Teach mathematics to students from a variety of cultural backgrounds.							
All NMPDS Participants	151	3.13	0.88	3.32	0.90	0.19***	0.21
EMA Participants ( <i>n</i> = 74)		3.11	0.95	3.31	0.98	0.20**	0.21
MS/HS Project Participants ( <i>n</i> = 77)		3.14	0.81	3.33	0.82	0.19***	0.23

Note. Responses were rated on a 5-point scale where 1 = Not at All Prepared, 2 = Somewhat Prepared, 3 = Moderately Prepared, 4 = Well Prepared, and 5 = Very Well Prepared. \* $p < .05$ ; \*\* $p < .01$ ; \*\*\* $p < .001$ .

## IMPACT OF NMPDS

The teacher survey asked NMPDS participants to rate the extent to which their participation in NMPDS influenced their ability level to provide mathematics instruction. Exhibit A11 presents the average group rating for each item, along with the distribution of responses. Participants indicated that their participation in NMPDS had the greatest impact on their *ability to apply mathematical practices to classroom instruction*, followed by their *ability to craft good mathematics questions*.

**EXHIBIT A11. IMPACT OF NMPDS PARTICIPATION**

To what extent did your participation in NMPDS influence your ability level to:	<i>M</i>	<i>SD</i>	Percentages of Responses				
			Not Well	Somewhat	Moderately	Well	Very Well
<b>Apply mathematical practices to classroom instruction?</b>							
All NMPDS Participants ( <i>N</i> = 152)	4.01	0.90	0.7	5.9	17.8	43.4	32.2
EMA Participants ( <i>n</i> = 75)	4.23	0.83	1.3	1.3	13.3	41.3	42.7
MS/HS Project Participants ( <i>n</i> = 77)	3.79	0.91	0.0	10.4	22.1	45.5	22.1
<b>Craft good mathematics questions for your students?</b>							
All NMPDS Participants ( <i>N</i> = 152)	3.80	0.87	0.0	7.9	26.3	44.1	21.7
EMA Participants ( <i>n</i> = 75)	3.81	0.83	0.0	6.7	25.3	48.0	20.0
MS/HS Project Participants ( <i>n</i> = 77)	3.78	0.91	0.0	9.1	27.3	40.3	23.4
<b>Provide alternative explanation or example when your mathematics students are confused?</b>							
All NMPDS Participants ( <i>N</i> = 152)	3.74	0.99	2.0	9.2	25.0	40.1	23.7
EMA Participants ( <i>n</i> = 75)	4.01	0.89	1.3	4.0	18.7	44.0	32.0
MS/HS Project Participants ( <i>n</i> = 77)	3.48	1.01	2.6	14.3	31.2	36.4	15.6
<b>Gauge student comprehension of a mathematics lesson you just taught?</b>							
All NMPDS Participants ( <i>N</i> = 151)	3.68	0.87	2.6	7.3	20.5	58.3	11.3
EMA Participants ( <i>n</i> = 74)	3.73	0.90	4.1	5.4	16.2	62.2	12.2
MS/HS Project Participants ( <i>n</i> = 77)	3.64	0.84	1.3	9.1	24.7	54.5	10.4
<b>Contribute actively about making decisions about mathematics curriculum with others in your school and/or district?</b>							
All NMPDS Participants ( <i>N</i> = 152)	3.60	1.03	2.6	13.8	23.0	42.1	18.4
EMA Participants ( <i>n</i> = 75)	3.85	1.01	1.3	12.0	14.7	44.0	28.0
MS/HS Project Participants ( <i>n</i> = 77)	3.35	0.98	3.9	15.6	31.2	40.3	9.1
<b>Adjust your mathematics lesson to the proper level for individual students?</b>							
All NMPDS Participants ( <i>N</i> = 151)	3.52	0.94	2.6	13.2	24.5	49.0	10.6
EMA Participants ( <i>n</i> = 75)	3.79	0.89	0.0	12.0	16.0	53.3	18.7
MS/HS Project Participants ( <i>n</i> = 76)	3.25	0.93	5.3	14.5	32.9	44.7	2.6
<b>Respond to difficult mathematics questions from your students?</b>							
All NMPDS Participants ( <i>N</i> = 152)	3.50	0.94	2.6	11.8	29.6	44.7	11.2
EMA Participants ( <i>n</i> = 75)	3.69	0.92	2.7	8.0	21.3	53.3	14.7
MS/HS Project Participants ( <i>n</i> = 77)	3.31	0.92	2.6	15.6	37.7	36.4	7.8

## EXECUTIVE SUMMARY

Beginning in June 2014, the Nebraska Mathematics Professional Development Series (NMPDS) operated by Educational Service Unit Coordinating Council (ESU-CC) began a 3-year project period to provide professional development services to teachers in grades 3-12 throughout the state of Nebraska in mathematics content and pedagogical content knowledge. The professional development is delivered to elementary teachers in grades 3-6 through the Elementary Mathematics Academy (EMA) and secondary teachers in grades 7-12 through the Middle School/High School (MS/HS) Institute. This year enrollment was limited to no more than 100 participants in each of the two sections of NMPDS and was offered at three locations for EMA and four locations for MS/HS Institute.

This evaluation report covers the activities during the period of September 2013 through July 2014.

### FINDINGS

- **NMPDS participants rated the overall quality of the professional development experiences between above average and excellent.** *Overall clarity of information presented (4.06) and instructors reaching stated goals for course (4.11)* contributed to the utility of the sessions. Collectively, NMPDS participants indicated that the preparation of the instructor(s) was nearing “excellent.”
- **NMPDS participants rated the utility of the sessions above average.** *Mathematics content and mathematics pedagogy/instruction* were rated the highest topical emphasis with results at 3.93 on a 5-point scale. Overall, NMPDS participants strongly agreed that their school or district would be supportive as they implemented what they learned from the sessions.
- **Over 55% of the EMA participants demonstrated a statistically significant gain on the overall content knowledge.** Of the 75 EMA participants who completed both the pretest and posttest, 48% had a significant gain on the Number Concept and Operations subscale and 60% had a significant gain on the Geometry subscale.
- **Over one third of the MS/HS Institute participants demonstrated a statistically significant gain in the overall content knowledge.** Of the 75 participants who completed both pretest and posttest, 52% showed a significant increase on the Patterns, Functions, and Algebra subscale with a small effect size and 32% had a statistically significant increase with no effect size on the Geometry subscale.
- **NMPDS teachers’ overall confidence in teaching significantly increased over time.** EMA participants indicated a larger increase in their confidence in comparison to MS/HS Project participants.
- **Teacher ratings of preparedness to teach mathematics increased after participation in NMPDS activities.** Participants indicated they were well prepared at the conclusion of the activities on the

## QUANTITATIVE DATA

**Teacher Content Knowledge Assessments.** All NMPDS participating teachers were asked to complete a relevant content knowledge assessment. The Mathematics Knowledge for Teaching (MKT)<sup>2</sup> assessments are well-established instruments with several content strands to choose from in order to closely match program requirements. The various instruments have undergone rigorous testing and have produced data that is valid and reliable. The MKT instruments were designed to measure content knowledge and pedagogical content knowledge, necessary components for effective mathematics teaching. The EMA content knowledge assessment was composed of items from two MKT forms, Spring 2006 EQ-NCOP and Winter 2008 Geometry. The items asked questions about number concepts and operations and geometry. The MS/HS Institute content knowledge assessment included items from three MKT forms: Winter MS-2006, Winter GEO-2008, and Winter PDS-2008. These items focused on patterns, functions, and algebra; geometry; and data, probability, and statistics. Since the assessments were hybrids combining items from several forms, the scores could not be transformed into IRT scores like in previous years because whole scales were not used. Therefore, the number of items correct and the percentage correct were used for this year's analysis.

Paper copies of these assessments were administered as a pretest at the first sessions for EMA and MS/HS Institute activities and as a posttest at the conclusion of the school year activities. The number of correct responses was compared over time from pretest to posttest. A total of 75 EMA participants out of 98 participants completed both a pretest and posttest for a response rate of 77%. Of the 89 MS/HS Institute participants, 75 completed both a pretest and posttest for a response rate of 84%.

**End-of-Course Evaluations.** For this reporting period, end-of-course evaluations for EMA and MS/HS Institute were analyzed. At the final scheduled session, participants were given an end-of-course evaluation asking them to rate their experience pertaining to quality of the workshop, preparation of the instructor(s), level of engagement, ability to ask questions, usefulness and clarity of information, and how well the stated goals were met. These items were rated on a 5-point rating scale where 1 = poor, 2 = below average, 3 = average, 4 = above average, and 5 = excellent.

Also, participants were asked to indicate the degree to which they agreed with a number of statements about support at their school and/or district, new learning, application of strategies, future participation, and intent to implement what they learned. These items were rated on a 5-point scale where 1 = strongly disagree, 2 = disagree, 3 = neither agree nor disagree, 4 = agree, and 5 = strongly agree.

In addition to these items, participants were asked to respond to open-ended questions regarding:

- What they liked best about the institute;
- What recommended changes they would make to improve the institute;
- The impact the institute would have on their classroom, school, and/or district;
- What supports they would need to implement these new approaches; and
- How they would describe the session to their colleagues.

---

<sup>2</sup> Hill, H.C., Schilling, S.G., & Ball, D.L. (2004). Developing measures of teachers' mathematics knowledge for teaching. *Elementary School Journal*, 105, pp. 11-30.

Exhibit 5 summarizes the number of completed assessments and completion rates for each assessment administered to EMA and MS/HS Institute participants.

**EXHIBIT 5. NUMBER OF COMPLETED ASSESSMENTS**

Assessment	Number of Completed Assessments	Completion Rate
<b>EMA (n = 98)<sup>4</sup></b>		
Teacher Survey	75	77%
Pretest Content Knowledge Assessment	98	100%
Posttest Content Knowledge Assessment	75	77%
<i>Pretest/Posttest Matched Pairs</i>	75	77%
End of Course Evaluation	72	73%
<b>MS/HS Institute (n = 89)</b>		
Teacher Survey	77	87%
Pretest Content Knowledge Assessment	86	97%
Posttest Content Knowledge Assessment	77	87%
<i>Pretest/Posttest Matched Pairs</i>	75	84%
End of Course Evaluation	70	79%

## ANALYSIS

Retrospective pretest/posttest teacher survey data were analyzed using paired-samples *t* tests<sup>5</sup> to determine if any statistically significant changes occurred in teacher opinions or attitudes over time. Content knowledge data were analyzed using the U.S. Department of Education MSP supplied *t* test program to examine changes over time in teacher knowledge. Using Cohen’s *d*,<sup>6</sup> effect sizes<sup>7</sup> were reported for any statistically significant differences revealed for the subscales and individual items analyzed using parametric statistics.

Survey and end-of-course evaluation forms were analyzed using descriptive statistics when appropriate. Statistical results presented in this report should be interpreted with some caution. While steps were made to reduce the probability of committing a Type 1 error (finding significant differences when there are no differences) by combining scale items when appropriate, this type of error increases with each analysis. Since there were numerous statistical analyses conducted for this report using *t* tests, programmatic decisions should be made only after triangulating findings.

Qualitative results were analyzed using data summaries and matrices, and analysis was undertaken using techniques and principles recommended by Miles, Huberman, and Saldana (2013)<sup>8</sup> with data from focus group interviews, project staff interviews, and observations provided to complement the analysis where appropriate.

<sup>4</sup> *N* is the total number in a sample. *n* is the number in a subsample.

<sup>5</sup> A *t* test is a statistical procedure that commonly used to examine differences in mean values over time or across two groups.

<sup>6</sup> Cohen’s *d* is a measure of effect size, designed to measure the magnitude of treatment effect. Traditionally these effect sizes are measured as “small, *d* = .2,” “medium, *d* = .5,” and “large, *d* = .8.”

<sup>7</sup> Effect size (ES) is a name given to a family of indices that measure the magnitude of a treatment effect, represented by differences in outcomes across groups. Unlike significance tests, these indices are independent of sample size.

<sup>8</sup> Miles, Huberman, and Saldana (2013). *Qualitative data analysis: An expanded sourcebook (3rd ed)*. Thousand Oaks, CA: Sage.

## FINDINGS

*This section presents a summary of findings based on evaluation data collected from September 2013 through July 2014. NMPDS professional development activities are presented first including findings from end-of-course evaluations and teacher surveys indicating topical emphasis of NMPDS professional development activities. Next, findings related to the analysis of change in NMPDS teachers' mathematics content knowledge over time in addition to an analysis of teacher survey data to identify teacher perceptions regarding confidence in mathematics knowledge are presented. An analysis of how mathematics learned through NMPDS activities was transferred into participants' classrooms is included using findings from teacher surveys and participant focus groups. Next, the extent to which NMPDS activities fostered interaction among mathematics teachers, which contributed to effective PLCs and a collaborative statewide network of educators is presented along with participant ratings of professional interactions. The findings section concludes with a discussion of factors that facilitated and impeded progress.*

### NMPDS PROFESSIONAL DEVELOPMENT ACTIVITIES

#### NMPDS PROFESSIONAL DEVELOPMENT ACTIVITIES

Between January 2014 and July 2014, Nebraska teachers participated in a variety of professional development experiences in mathematics as part of the NMPDS activities. Both EMA and MS/HS Institute offered six sessions spaced throughout the time period at three sites for EMA and four sites for MS/HS Institute around the state. Participants were assigned to attend the site closest to their school district which assisted in keeping the number of participants relatively equal at each of the sites.

Unlike previous grant periods where all applications were accepted, no more than 100 participants for either EMA or MS/HS Institute were accepted to participate during the year from the 300 applicants. Each participant needed to adhere to established criteria of schools not meeting federal and/or state accountability student achievement status for mathematics, which included adequate yearly progress (AYP), free and reduced lunch (FRL), and low performing results on the NeSA mathematics test. Principals also needed to give written permission for those participants selected to attend the sessions, to which substitute expenses would be reimbursed by the grant.

Each participant had seven hours of professional development for each of the six scheduled sessions for a total of 42 hours. Participants implemented one or more of the activities into their classroom during the four sessions held during the school year which involved one hour of preparation, one hour of implementation and one hour to write a reflection of the activity's impact on their students, adding an additional 12 hours. Additional STEM sessions were offered in July 22-24 in Kearney at ESU 10 for all participants with after hour assignments for another 3 hours for an additional 21 hours. Attendance at the NATM conference, September 29, 2014, added an additional 8 hours for the total of 83 hours offered during the 2013-2014 NMPDS professional development. The sites, dates, and number of participants for all NMPDS activities are identified in Exhibit 6.

## DEVELOPMENT OF TEACHER CONTENT KNOWLEDGE

### ELEMENTARY MATHEMATICS ACADEMY

Exhibit 10 displays the performance of EMA participants on the content knowledge assessment as a whole as well as the two subscales. Of the 75 EMA participants who completed both the pretest and posttest content knowledge assessment, 43 participants demonstrated a statistically significant gain in overall content knowledge; 36 teachers (48%) had a significant gain on the Number Concept and Operations subscale; and 45 teachers (60%) had a significant gain on the Geometry subscale. As a whole group, EMA participants demonstrated statistically significant increases in scores from pretest to posttest on the overall assessment and on each of the two subscales, with moderate effect sizes.

**EXHIBIT 10. EMA PARTICIPANT CONTENT KNOWLEDGE (N = 75)**

Scale/Subscale	Number of Teachers With Significant Gains	Possible Range	Pretest		Posttest		Mean Difference	t	Cohen's d
			Mean	SD	Mean	SD			
<b>EMA Content Knowledge Assessment</b>	<b>43</b>	<b>0 - 27</b>	<b>13.64</b>	<b>4.56</b>	<b>15.89</b>	<b>4.33</b>	<b>2.25</b>	<b>6.62***</b>	<b>0.51</b>
Number Concepts and Operations	36	0 - 20	10.84	3.45	12.36	3.28	1.52	5.91***	0.45
Geometry	45	0 - 7	2.80	1.62	3.53	1.57	0.73	3.48***	0.46

Note. Bold text indicates overall scale. \*\*\* $p < .001$ .<sup>1</sup>

### MS/HS INSTITUTE

Exhibit 11 presents the performance of MS/HS Institute participants on their content knowledge assessment. Of the 75 participants who completed both the pretest and posttest content knowledge assessment, 28 participants (38%) demonstrated a statistically significant gain on the overall content knowledge assessment; 39 participants (52%) showed a significant increase on the Patterns, Functions and Algebra subscale, and 24 participants (32%) had a statistically significant increase on the Geometry subscale. No individual teacher had a statistically significant increase on the Data, Probability, and Statistics subscale. As a group, participants showed a statistically significant increase in scores from pretest to posttest on the whole assessment and also on one of the Patterns, Functions, and Algebra subscale; however the effect sizes were small. The average group increases on the Geometry and Data, Probability, and Statistics subscales were not statistically significant.

<sup>1</sup> The  $p$ -value is an indicator that represents the likelihood that observed results occurred by chance. In education research, values of  $p < .05$  (i.e., values indicating that observed results had a less than 5% chance of occurring by chance) are typically used to identify results that are statistically significant. Lower  $p$ -values indicate a smaller likelihood that observed results occurred by chance and are therefore associated with statistically significant findings.

**EXHIBIT 11. PARTICIPANT CONTENT KNOWLEDGE FOR MS/HS INSTITUTE (N = 75)**

Scale/Subscale	Number of Teachers With Significant Gains	Possible Range	Pretest		Posttest		Mean Difference	t	Cohen's d
			Mean	SD	Mean	SD			
<b>Middle/High School Content Knowledge Assessment</b>	<b>28</b>	<b>0 - 28</b>	<b>16.13</b>	<b>3.57</b>	<b>17.19</b>	<b>3.92</b>	<b>1.06</b>	<b>3.75***</b>	<b>0.28</b>
Patterns, Functions, and Algebra	39	0 - 15	9.44	2.11	10.17	2.30	0.73	3.35**	0.33
Geometry	24	0 - 5	2.75	1.12	2.93	1.04	0.18	1.47	---
Data, Probability & Statistics	0	0 - 8	3.95	1.46	4.08	1.51	0.13	0.80	---

Note. Bold text indicates overall scale. \*\*\* $p < .001$ . \*\*  $p < .01$ .

**TEACHER CONFIDENCE**

A portion of the teacher survey asked participating teachers to rate how confident they perceived themselves to be with regards to teaching mathematics. Four items formed the Confidence in Teaching scale. Exhibit 12 displays participants' mean ratings. After NMPDS activities, participants indicated they were very confident in their overall confidence in their mathematical knowledge, a statistically significant increase from their ratings prior to participation. In looking at the two groups separately, EMA and MS/HS Institute participants exhibited similar statistically significant increases, with EMA participants indicating a larger increase in their confidence in comparison to MS/HS Institute participants. Effect sizes ranged between moderate and very large.

**EXHIBIT 12. CHANGE OVER TIME IN PARTICIPANT CONFIDENCE - SCALES**

Confidence in Teaching	N	Prior to Participation		At the Conclusion		Mean Difference	Cohen's d
		Mean	SD	Mean	SD		
All NMPDS Participants	152	3.45	0.71	3.99	0.58	0.54***	0.83
EMA Participants (n = 75)		3.22	0.71	3.92	0.57	0.70***	1.09
MS/HS Institute Participants (n = 77)		3.68	0.63	4.06	0.59	0.38***	0.62

Note. Responses were rated on a 5-point scale where 1 = Not at All Confident, 2 = Somewhat Confident, 3 = Moderately Confident, 4 = Very Confident, and 5 = Extremely Confident. \*\*\* $p < .001$ .

The Appendix contains a table (Exhibit A9) showing all NMPDS participants', EMA participants', and MS/HS Institute participants' ratings for each item utilized to assess teacher confidence. The findings reveal that participant ratings increased over time at statistically significant levels for each item.

## CONCLUSIONS AND RECOMMENDATIONS

*This section summarizes key findings from data collected during the period from January 2014 through July 2014, and then presents recommendations for the NMPDS project.*

### FINDINGS

- **NMPDS participants rated the overall quality of the professional development experiences between above average and excellent.** This can be attributed to their ratings for *overall clarity of information presented* (4.06) and *instructors reaching stated goals for course* (4.11). The level of participant engagement differed between EMA and MS/HS Institute for levels of participant engagement in the sessions with ratings of 4.33 and 3.89, respectively. Collectively, NMPDS participants indicated that the preparation of the instructor(s) was approaching “excellent.” EMA participants overwhelmingly stated the hands-on activities were beneficial to understanding mathematical concepts. MS/HS Institute participants stated the collaborative networking was the strength of their sessions that helped to improve their instruction through the thoughtful discussions.
- **NMPDS participants rated the utility of the sessions above average.** *Mathematics content* and *mathematics pedagogy/instruction* were rated the highest topical emphasis with results at 3.93 on a 5-point scale. EMA and MS/HS Institute participants rated the extent to which NMPDS activities emphasized integrating technology and mathematics assessments differently, with EMA rating technology higher (3.12 on the 5-point scale) and MS/HS Institute rating mathematics assessment higher (3.38 on the 5-point scale). Overall, NMPDS participants strongly agreed that their school or district would be supportive as they implemented what they learned from the sessions.
- **Over 55% of the EMA participants demonstrated a statistically significant gain the overall content knowledge.** Of the 75 EMA participants who completed both the pretest and posttest, 48% had a significant gain on the Number Concept and Operations subscale and 60% had a significant gain on the Geometry subscale. On each of these two subscales, there were moderate effect sizes.
- **Over one third of the MS/HS Institute participants demonstrated a statistically significant gain on the overall content knowledge.** Of the 75 participants who completed both the pretest and posttest, 52% showed a significant increase on the Patterns, Functions, and Algebra subscale with the subscale having a small effect size. On the Geometry subscale, 32% had a statistically significant increase but no effect size. No individual teacher had a statistically significant increase on the Data, Probability, and Statistics subscale.
- **NMPDS teachers’ overall confidence in teaching significantly increased over time.** EMA participants indicated a larger increase in their confidence in comparison to MS/HS Institute participants. Effect sizes ranged between moderate and very large.

**ESUCC Special Education Committee Update**  
**11/19/14**

**AAP Website**

- We have submitted our Letter of Intent for the AAP Grant
  - We are asking for \$24,937
- We have identified and fixed a few bugs that will improve the site's performance.

**Project Para**

- Nebraska Paraeducator Conference was held on October 30, 2014 in Kearney.
- The site is now running on a new and improved server, which will increase the site's speed and reliability.

**SRS**

- Doniphan-Trumball has joined SRS!
- Formed an Ad Hoc committee to update the SRS Accommodations and Modification checklist
  - We have just released a Google Survey for our users to collect feedback on how to improve the usability and functionality of this feature
- We are working on a new Part C form called the "Notice and Consent for Early Intervention Initial Multidisciplinary Evaluation and Child Assessment"
  - It was found that our previous form the "Notice and Consent for Initial Evaluation" was no longer in compliance with the new Rule 52, so this form is quickly being created to satisfy the new requirements.
    - It will be completed by the end of this week.
- Provided trainings for ESU#7, ESU#9 and Doniphan-Trumball
- Met with FTE committee to develop a system to collect FTE report data on SRS.
  - If we can get this right, it will save our users and enormous amount of time and effort.
- The NSSRS report required a great deal of our attention this month.
  - NDE had made some changes to the data export format that resulted in many problems for our users.
    - The data was coming from SRS properly, but when our users attempted to modify the export files, they would lose columns in their data files.
    - The NDE helpdesk was making it sound like this was the fault of SRS, so we felt compelled to help everyone fix these problems.
- We met to review the 7 applicant's resumes for the new Systems Analyst position.
  - The pool of applicants is not very strong (in my personal opinion).
  - We identified the 4 most promising applicants for an initial screening.
    - We will contact their references on Nov 21.
    - We will hold interviews in early December.
    - If these applicants do not meet our needs, we will be patient and expand our search for a programmer that meets our needs.
- In our spare time, we have been evaluating SRS, and writing up instructions for the conversion of the remaining pages to the Zend Framework.

**ILCD**

- We continue to maintain the ILCD Staff Survey site
  - Our office emails data (along with a summary) to school districts upon request.

2009 Nebraska School Law Seminar  
Kearney  
Friday, June 12, 2009



Session Four

## **Innovative Ways to Build: Public Facilities Construction**

**Richard A. Douglas**  
**Attorney at Law**

Douglas, Kelly and Ostdiek, P.C.  
105 East 16th Street  
Scottsbluff, NE 69363

Phone: (308) 632-7191  
Fax: (308) 635-1387

E-Mail: [ddouglas@scottsblufflaw.com](mailto:ddouglas@scottsblufflaw.com)

**Dr. Jeffrey D. West**  
**Administrator**

ESU #13  
4215 Avenue I  
Scottsbluff, NE 69361

Phone: (308) 635-3696  
Fax: (308) 635-0680

E-Mail: [jeffwest@esu13.org](mailto:jeffwest@esu13.org)

**Innovative Ways to Build:  
Public Facilities Construction  
PUBLIC FACILITIES CONSTRUCTION AND FINANCE ACT**

Recently, Western Nebraska Community College and Education Service Unit 13 completed the construction of a 40,000 sq. foot learning center in Scottsbluff, Nebraska. This building was completed in January 2009 and is currently being used 75% by WNCC and 25% by ESU 13. This building cost approximately \$5 million, of which \$3.5 million was financed through the Public Facilities Construction and Finance Act found at §72-2301 et seq. At TAB 1 is a copy of this Act.

The Public Facilities Construction and Finance Act, hereinafter referred to as "Act," became effective on September 4, 2005. The Act provides an alternate method of financing, other than the bond election, and is available to any city, village, municipal county, community college, county, educational service unit, rural or suburban fire protection district, hospital district, school district, and sanitary improvement district (§72-2303).

The Act authorizes the issuance of bonds to be paid by property taxes for the acquisition, construction, finance, operation, and ownership of public buildings, and also information technology for libraries, which portion of the Act is not covered by this paper.

In addition to public buildings, the Act authorizes issuance of bonds for improvements to real estate, recreational facilities, and related improvements, flood control and storm water drainage, and street and road construction (§72-2302).

**REQUIREMENTS FOR JOINT PROJECT**

The Act specifically requires a joint project, which is defined as a project financed and operated by at least two or more qualified public agencies, cooperating as a joint entity or joint public agency, for the construction of the public building and related improvements to the real estate. In other words, the Act requires at least two political subdivisions to work together to jointly finance and build a facility.

**AUTHORIZATION TO ISSUE BONDS**

The Act, at §72-2304, requires that the second largest participant in the joint project has a financial contribution in the joint project of at least 25% of the debt serviced. In the case of WNCC/ESU 13 Technology Center, the ratio was 75% for WNCC and 25% for ESU. The Act further provides that the principal amount of the bonds which may be issued by a qualified public agency, such as the school district, etc., shall not exceed \$5 million, the total amount of such bonds that may be outstanding at any time and, further, that the annual amount due by reason of such bonds shall not exceed 5% of the restricted funds of the obligated qualified public agency in the year prior to issuance.

**NO REQUIREMENT FOR BOND ELECTION  
BOND PAYMENTS OUTSIDE PROPERTY TAX LEVY LIMITS**

The Act further provides that, after the expiration of a 60-day remonstrance period, the bonds may be issued to finance the joint project without the need for a bond election. The Act provides that the bond payments shall be serviced by property taxes regardless of restrictions on issuance of debt contained and other statutory provisions, home rule charters, or the limitations set forth in §77-3442 (Limitations on Property Tax Levies).

A remonstrance petition is a petition filed with the clerk or secretary of each qualified entity, signed by the required number of registered voters—objecting to the issuance of bonds. If such a remonstrance petition is filed, a bond election is necessary. The number of signatures required on a remonstrance petition is equal in number to at least five percent of the number of registered voters of the qualified public agency at the time the remonstrance petition is filed or the number of signatures listed on a chart which is provided in §72-2304 (5). It should be noted that the number of signatures required for a Class III school is 500; for an ESU, 250; and for a community college area, 1,500. If no remonstrance petition is filed, the Act states at §72-2304(3) that no election is required prior to the issuance of bonds

In the situation of issuing of bonds for WNCC/ESU 13 Technology Center, no remonstrance petition was filed; therefore, no bond election was needed.

### **FINANCING OF WNCC/ESU 13 TECHNOLOGY CENTER**

The 40,000 sq. foot learning center in Scottsbluff cost approximately \$5 million. \$1.5 million was provided by a grant from the U.S. Department of Commerce, and \$3,500,000 was financed through the Public Facilities Construction and Finance Act.

It is my understanding that this is the first time that this Act had been used. Procedurally, representatives of WNCC and ESU agreed as to the need for a facility for additional classrooms and discussed joint programs. (See handout from Dr. Jeffrey D. West / Joint Projects and Use of the Facilities)

After it was determined that WNCC would own and operate 75% of the joint facility, and ESU 13 would own and operate 25% of the joint facility, an interlocal cooperative agreement was established pursuant to the Interlocal Cooperation Act (§13-801 et seq.). At TAB 2 is the Interlocal Cooperative Agreement established between WNCC and ESU 13 for this project. This Interlocal Cooperative Agreement acts as the joint entity as set forth in §72-2304. After the Interlocal (joint entity) was established, ESU #13 passed a resolution authorizing the issuance of bonds in the amount of \$875,000 to the WNCC/ESU #13 Technology Center (Interlocal), and WNCC passed a similar resolution authorizing the issuance of bonds in the amount of \$2,625,000 to the WNCC/ESU #13 Technology Center (Interlocal). (See TAB 3)

After the passage of the resolutions authorizing the issuance of joint public facilities building bonds for both ESU #13 and WNCC, Notice of Intent to Issue Bonds was published by each entity pursuant to the Act. (See TAB 4) The publication of this Notice of Intent to Issue Bonds started the remonstrance time period. For a period of 60 days the parties took no action. During this 60-day period, no remonstrance petition was filed, after which time the ESU bonds and the WNCC bonds were issued to the Interlocal

After the ESU bonds and the WNCC bonds were issued to the Interlocal, the Interlocal issued \$3.5 million worth of bonds, which were sold to the public by Ameritas (See TAB 5), and the project moved forward to the construction stage.

Construction was completed in January 2009. The facility is now occupied by both WNCC and ESU #13.

The parties are now in the process of completing a condominium agreement, which will define the common areas and the areas owned in fee simple by each party.

### SUMMARY

The Facilities Construction and Finance Act provides a method for financing which is outside the levy limit, and which also, after the remonstrance period, provides a means for financing without the need for bond election. The project is limited to \$5 million debt per qualified public agency (school district, etc.) and an aggregate of \$5 million total outstanding at any time.

The one restriction per public entity is that the annual amount due by reason of such bonds shall not exceed 5% of restricted funds.

In the case of WNCC and ESU 13, the Public Facilities Construction and Finance Act provided a means to build a 40,000 sq. foot education facility, which bond payments are outside the lid, and which facility was constructed without the expense or risk of a bond election.

The bond counsel for this facility was Lauren W. Wismer of Gilmore & Bell in Lincoln, Nebraska. Ameritas Investment Corporation acted as underwriter.

**NOTES**

**ESU 13/WNCC Technology Center  
Joint Projects and Use of Facilities**

The Facilities Act, Chapter 72, Article 23 not only allows public entities to build brick and mortar, but provides opportunities to build and develop partnerships.

Our joint project with Western Nebraska Community College has allowed ESU 13 to construct a facility that has expanded the following essential programs:

- Alternative School VALTS (Valley Alternative Learning Transitioning School).
- The improvements in technology for the VALTS students and staff have enhanced the learning environment in ways that cannot be measured. This in and of itself has given students opportunities they would have never experienced in a traditional school or classroom setting.
- The move to the ESU 13/WNCC Technology Center located at the Harms Advanced Technology Center has given our students the opportunity to see, feel, and understand what they themselves could experience in the future by moving onto college or trade school. The environment at VALTS is conducive to excellent learning and mature decision making.
- LifeLink Nebraska Program. LifeLink-Nebraska, in partnership with Western Nebraska Community College, school districts, families, and community, provides unique learning opportunities to students with disabilities, ages 18 to 21
- To my knowledge, having WNCC act as a fiscal agent and lead organization in coordination of services with local school districts and ESU 13 (LifeLink-Nebraska) is the only and first such model in the state.
- Additional vocational partnerships with WNCC are underway with Career Academies which were begun this past Fall with students from Scottsbluff and Gering. Although this is not directly under the ESU 13 umbrella, it does move students in our service area forward with marketable employability skills.
- Staff Development Facilities. WNCC and ESU 13 are sharing rooms within our new facility with each other (free of charge) for professional development trainings requiring larger meeting rooms. Large group venues are very hard to find in the Scottsbluff-Gering area. This has helped us a great deal. We hope by letting them use our larger room in return is nice for them down the road. WNCC does have at least one training in our ESU 13 room right now.
- ESU 13 and WNCC are working collaboratively on P-16 projects for the Panhandle of Nebraska. P-16 meetings and planning sessions are held in our new facility.
- Student Event: Body Walk is held at WNCC/ESU 13 Technology Center—500-600 third graders come together to learn about good nutrition and the digestive system. WNCC nursing program loans their models (i.e. skeleton, etc) and sometimes the nursing students volunteer to help present along with the other 60+ medical volunteers we coordinate.

WNCC Department Chairman and administrator have asked to be invited to become members of our regional Curriculum Directors (PLACES) meetings.

- Smart Technology. Educational Service Unit #13 has installed the latest in 21st Century technology in its 6 classrooms at the WNCC/ESU 13 Technology Center in Scottsbluff.
- ESU #13 has two Smart Classrooms at the Technology Center. A smart classroom is a classroom that has an instructor station equipped with computer and audiovisual equipment, allowing the instructor to teach using a wide variety of media. These include DVD and VHS playback, PowerPoint presentations, document camera and more all displayed through a data projector.
- The ESU 13 Smart Classrooms also include a DVD recorder, Microphone and PA system, and an instructor camera, that allows presentations to be recording for playback later.
- The other 4 ESU13 classrooms at the Technology Center also have complete smart classroom capabilities, but also combine the latest in IP video conferencing features. This allows for greater flexibility for presenters to reach a broader audience.
- While using the smart room features to present to an audience in the classroom, these multi-media options also integrate into the video conferencing system to be broadcast anywhere in the ESU13 service area, the state, or the world that has the same video conferencing technology.
- NEVA (Nebraska Educational Virtual Academy) ESU 13 online high school. NEVA dual credit courses are being 'socially authored' by an ESU 13/NEVA teacher and a WNCC instructor – allowing for serious discussions to close the gap which occurs between grades 12 – 13, and to alleviate issues that might arise down the road when applying for dual credit status.
- The addition of the NEVA program is another positive change towards the future of education. ESU 13 now offers on line classes to students in this service area. The future of education is moving towards this form of on line learning. It not only allows students to choose classes that they may not be able to select in their school, but it also puts them a step closer to being prepared for college in the 21st Century.

**NOTES**

---

## MEMORANDUM

---

56627- 1

TO: Dave Ludwig, ESUCC Executive Director  
FROM: Steve Williams  
DATE: September 30, 2014  
RE: ESU Financing Outside of Levy Limits

---

Some of the educational service units which make up the Educational Service Unit Coordinating Council have informed you that they need to construct facilities to better serve their member districts and ultimately students. However, Nebraska statutes do not give ESUs express authority to issue bonds. You have asked whether there are alternatives available that would allow ESUs to build so that the costs of the project could be paid for with funds outside current levy limits.

**Conclusion.** The Public Facilities Construction Finance Act, when used in conjunction with the Interlocal Cooperation Act or the Joint Public Agency Act, allows an ESU acting jointly with one or more specified political subdivisions (including other ESUs) to issue up to \$5,000,000 in bonds to finance certain joint construction projects, and the taxes levied for this purpose are outside levy limits. This is the same method used by ESU 13 and Western Nebraska Community College to complete the WNCC/ESU #13 Technology Center in 2009 and ESU 2 to complete the certified data center in 2014.

**Levy Limit and Exceptions.** The maximum property tax that an ESU is authorized to levy is one and one-half cents per one hundred dollars of taxable valuation of property subject to the levy. See NEB. REV. STAT. § 77-3442(5). However, section 77-3442(10)(c) excludes “bonds as defined in section 10-134 approved according to law and secured by a levy on property except as provided in section 44-4317 for bonded indebtedness issued by educational service units and school districts[.]” In

addition, taxes levied and collected to pay for bonds issued in accordance with the Public Facilities Construction Finance Act (discussed below) are not subject to the limitations in section 77-3442. See NEB. REV. STAT. § 72-2307.

**Public Facilities Construction and Finance Act.** Sections 72-2301 through 72-2308 are known as the Public Facilities Construction and Finance Act (“Act”). The Act provides ESUs and other “qualified public agencies” with a financing alternative for certain construction and technology purposes. More specifically, the purpose of the Act is:

to allow local governmental units which cooperate with other governmental units **to issue bonds** to finance joint projects which may be serviced by property taxes, regardless of the restrictions on the issuance of debt contained in other statutory provisions, home rule charters, or the limitations in section 77-3442, for the acquisition, construction, financing, operation, and ownership of (1) **public buildings and related improvements** to real estate, recreational facilities and related improvements, flood control and storm water drainage, and street and road construction and improvements and (2) **information technology for libraries** operated by counties, municipalities, school districts, educational service units, and community colleges.

Section 72-2302 (emphasis added).

**Definitions.** A **bond measure** is a resolution or ordinance authorizing bonds to be issued in accordance with the Act. A **joint project** is a project financed and operated by at least two or more qualified public agencies for (a) any public building or buildings and related improvements to real estate, including parking facilities, any recreational facilities and related improvements to real estate, any flood control and storm water drainage, and any street and road construction and improvements and related fixtures and (b) any item of hardware or software used in providing for the delivery of information, including the purchasing of upgrades or related improvements to information technology for the operation of libraries operated by counties, municipalities, school districts, educational service units, and community colleges. A **qualified public agency** is “any city, village, municipal county, community college, county, educational service unit, rural or suburban fire protection district, hospital district, school district, and sanitary and improvement district.”

**Authority to Issue Bonds.** Section 72-2304 authorizes qualified public agencies to issue negotiable bonds to any joint entity (created under the Interlocal Cooperation Act) or to any joint agency (created under the Joint Public Agency Act) in connection with any joint project that will be owned, operated, or financed by the joint entity or joint public agency for the benefit of the qualified public agency. The Act also sets forth the procedures required to issue the bonds. The qualified public agency must:

- Conduct a public hearing on the issuance of bonds.
- Publish notice of the hearing in a newspaper of general circulation within the territory of the agency at least 10 days before the hearing.
- Adopt a bond measure authorizing bonds after the public hearing.
- Publish notice of the intention to issue bonds (with certain statutorily required information) in in a newspaper of general circulation within the territory of the agency at least twice and at least three weeks apart.

**No Election, Unless . . .** No public election is required before issuing bonds unless petitioners file a “remonstrance petition” within 60 days after the first publication of the notice of the intention to issue bonds. The remonstrance petition must be signed by at least five percent of the number of registered voters of the qualified public agency or the number set out in section 72-2304(5) (250 voters in an ESU or Class II school district; 500 voters for a Class III school district), whichever is less. If the petition is successful, the agency must submit the matter to voters at a general or special election called for the purpose of approving the proposed bond issue. The same procedure applies to qualified public agencies that are not issuing bonds but are participating in a joint project.

**Limitations on Amounts.** The joint “construction” projects (those listed in section 72-2303(2)(a)) projects are limited to \$5,000,000. See NEB. REV. STAT. § 72-2305. Limits for joint projects for “information technology” (those listed in section 72-2303(2)(b)) range from \$50,000 to \$250,000 depending on the qualified public agency. School districts and ESUs are limited to \$100,000. See NEB. REV. STAT. § 72-2306.

**Mandatory Contributions.** Bonds may be issued only if the second largest participant in the joint project contributes at least 25% of the debt service. See NEB. REV. STAT. § 72-2304(1).

**Payment of Bonds.** Taxes levied and collected to pay for bonds issued under the Act are not subject to the limitations in section 77-3442. See NEB. REV. STAT. § 72-2307.

**Construction of Act.** The Unicameral went out of its way to make clear that the Act is independent of and in addition to any other provisions of the laws of Nebraska. Section 72-2308 states:

The [Act] shall be independent of and in addition to any other provisions of the laws of the State of Nebraska or provisions of home rule charters, and bonds may be issued under the act for any purpose authorized in the act even though other provisions of the laws of the State of Nebraska or provisions of home rule charters may provide for the issuance of bonds for the same or similar purposes. The act shall not be considered amendatory of or limited by any other provisions of the laws of the State of Nebraska or provisions of home rule charters, and bonds may be issued under the act without complying with the restrictions or requirements of any other provisions of the laws of the State of Nebraska or without complying with the restrictions or requirements of home rule charters. Nothing in the act shall prohibit or limit the issuance of bonds in accordance with the provisions of other applicable laws of the State of Nebraska or of home rule charters if the governing body determines to issue such bonds under such other laws or charter, or otherwise limit the provisions of any home rule charter.

I hope that this information is helpful to you and the Council. Please let me know if you have any additional questions.

I:\566\27\001\132 Memo - JPA and Bonds.doc