

Educational Service Unit Coordinating Council

Regular Meeting

October 2, 2019 at 8:00 AM Central

LPS Admin. Bldg.
5905 O Street
Lincoln, NE 68501

Attendance Taken at 7:58 AM.

Greg Barnes (ESU 11): Present

Paul Calvert (ESU 15): Present

Corey Dahl (ESU 08): Present

Dr. Ted DeTurk (ESU 02): Present

Dr. Andrew Dick (ESU 13): Present

Geraldine Erickson (ESU 17): Present

Drew Harris (ESU 09): Present

Dr. Bill Heimann (ESU 01): Present

Dr. Brenda McNiff (ESU 05): Present

Deb Paulman (ESU 16): Present

Dr. Larianne Polk (ESU 07): Present

Gregg Robke (ESU 04): Absent

Sarah Salem (ESU 18): Absent

Dr. Dan Schnoes (ESU 03): Present

Dr. John Skretta (ESU 06): Present

Dr. Melissa Wheelock (ESU 10): Present

Constance Wickham (ESU 19): Absent

1. ESU Coordinating Council Information

2. Call to Order

3. Roll Call

4. Approval of Minutes

5. ESU Share Out Topics

6. Petitions and Communications to the Board

1. EHA Update with Focus on Wellness

2. State Board of Education and Nebraska Department of Education Report

1. Strategic Planning Process

3. Association of Education Service Agency's Report

1. 2019 AESA Annual Conference

4. Learning Community Update

7. Executive Reports

1. Executive Director Report

1. ESUCC Redesign: Update

1. ESU Standards

2. Joint Decision Making Parameters

3. SIMPL Inventory

4. Value-Add Metric

5. Value Proposition

2. Executive Committee Report

1. Approve Claims, Financials Statements, and Assets for Month of August

2. Approval of September Expenses to be paid in October.

3. Approve Project Evaluation and Planning Policy

8. Public Comment

9. Recommendations from Standing Committees and Project Reports

1. Information Services Committee

1. Recommend Approval of TLT Special Project for Digital Age Pedagogy

2. Recommend Approval of OverDrive Project Proposal 2019

3. Recommend Approval Learn360 Processing Fee for Schools where ESU doesn't participate

2. Education Resources

3. Legal Committee

1. Approve Extension to 2016-2019 Special Buy Agreement with Harris Computer Corp.

2. Approve Special Buy Agreement with CrisisGo

10. NEW ESU Chief Administrators

11. NDE/ESUCC Collaboration Meeting

12. Adjournment

**BYLAWS
OF
EDUCATIONAL SERVICES UNIT COORDINATING COUNCIL**

Article I. Authority and Purpose.

Section 1. Introduction. Pursuant to NEB. REV. STAT. § 79-1245, the Educational Services Unit Coordinating Council (hereinafter referred to as "the Council") is a political subdivision of the State of Nebraska.

Section 2. Purpose of Bylaws. The purpose of these Bylaws is to provide operational guidance to the Council and to clarify the Council's relationship with other education entities.

Section 3. Authority. The powers and duties of the Council are set forth in NEB. REV. STAT. §§ 79-1245 to 79-1249 as it may be amended from time to time. These Bylaws shall in no way limit or alter the authority and duties of the Council as provided by law.

Section 4. Mission. The mission of the Council is to provide the most cost-effective educational support for students, teachers, and school districts in each Nebraska educational service unit by facilitating statewide coordination of educational services and strategic planning.

Article II. Membership and Meetings.

Section 1. Number of Members. The Council shall initially have seventeen (17) members, one (1) administrator from each of the seventeen (17) Nebraska educational service units. The Council may involve liaisons from other educational entities and State agencies in its meetings and activities. If, at any time, the number of educational service units changes, the number of members on the Council shall also change so the number of members on the Council remains the same number as the number of existing Nebraska educational service units.

Section 2. Member Responsibilities. Each member is responsible for attending meetings and faithfully and diligently executing any responsibilities or tasks delegated by the Council to carry out its statutory powers and duties.

Section 3. Regular Meetings. In May of each year, the Council shall approve meeting dates, times and locations for the next 12 months. The Council shall meet at least once annually and schedule the number of regular meetings

that it deems appropriate for each 12-month period. The Council shall endeavor to set meetings on dates and at locations that accommodate the schedule of its members and of the State's education community. Regular meetings shall be noticed and held pursuant to the Nebraska Open Meetings Act.

Section 4. Special Meetings. Special meetings of the Council may be called by the President of the Council or by a majority of Council members for any lawful reason. Special meetings shall be noticed and held pursuant to the Nebraska Open Meetings Act.

Section 5. Quorum. No action may be taken on a matter at a Council meeting unless a majority of Council members are present at the meeting either in person or via teleconference pursuant to NEB. REV. STAT. § 84-1411 as may be amended from time to time.

Section 6. Voting. If a quorum is present, the affirmative vote of the majority of Council members present at the meeting and entitled to vote on the subject matter shall be considered an act of the Council unless of a greater vote is required by law. All votes shall be by roll call vote and recorded in the minutes of the Council meeting.

Section 7. Recessed Meeting. A majority of Council members present at any meeting may vote to recess the meeting to a different date, time and/or location. Any business which might have been transacted at the original meeting may be transacted at the rescheduled meeting if a quorum is present at such recessed meeting.

Section 8. Commissioner of Education. The Commissioner of Education shall be invited to attend or to send representatives from the Nebraska Department of Education in his or her stead, to each regular meeting of the Council.

Article III. Officers.

Section 1. Number and Qualification. The initial officers of the Council shall consist of a President, a President-Elect, a Past-President, a Secretary, a Treasurer and such other officers as may be deemed necessary by the Council. Together these officers shall comprise the Executive Committee of the Council.

Section 2. Election and Tenure. The officers of the Council shall be elected at the first regular meeting of the Council. Election may be by either voice vote or written ballot and shall require a majority vote of all members present at the meeting at which the election occurs. Thereafter the officers shall be elected bi-annually at the September meeting or as soon thereafter as convenient. Each officer shall hold office for two years or until his or her successor is duly elected and qualified, unless his or her service is terminated sooner because of death, resignation, removal, disqualification or otherwise.

Section 3. Removal. Any officer of the Council, either elected or appointed, may be removed by a vote of the majority of the Council. Election or appointment of an officer or agent shall not of itself create a contractual relationship between the officer and the Council or give the officer any contract rights.

Section 4. Vacancies. A vacancy in an office due to death, resignation, removal, disqualification or otherwise shall be filled by a vote of the Council in the same manner as provided in Section 2 above, at the Council's next regular meeting after the vacancy becomes known to the Council.

Section 5. Duties and Authority of Officers.

- (a) President. The President shall be the principal executive officer of Council. The President shall cause all meetings of the Council to be lawfully noticed and prepare an agenda for each meeting of the Council in accordance with state law. When present, the President shall preside at all meetings of the Council. The President may sign, with the Secretary or any other officer of the agency authorized by the Council, checks, contracts or other instruments which the Council has authorized to be executed, except in cases where the signing and execution thereof is expressly delegated by the Council or these Bylaws to some other officer or agent of the Council or required by law to be otherwise signed or executed. The President shall perform all duties incident to the office of President and such other duties as may be prescribed by the Council from time to time.
- (b) President-Elect. In the absence of the President or in the event of his or her death, inability, or refusal to act, the President-Elect shall perform the duties of the President. When so acting the President-Elect, shall have all the powers of, and be subject to all the

restrictions upon, the President. The President-Elect shall perform such other duties as from time to time may be assigned by the President or by the Council.

- (c) Past-President. In the absence of the President or the President-Elect or in the event of his or her death, inability, or refusal to act, the Past-President shall perform the duties of the President. When so acting the Past-President, shall have all the powers of, and be subject to all the restrictions upon, the President. The Past-President shall perform such other duties as from time to time may be assigned by the President or by the Council.
- (d) Secretary. The Secretary shall prepare minutes of the meetings of the Council, serve as the custodian of the Council's records, keep a current roster of the physical and e-mail addresses of all Council members, and perform all duties incident to the office of Secretary, and perform such other duties as from time to time may be assigned by the President or by the Council.
- (e) Treasurer. The Treasurer shall have charge and custody of and be responsible for, all funds and securities of the Council, receive receipts for all securities and monies due and payable to the Council from any source whatsoever and give such receipts to the Council, deposit all such monies in the name of the Council in such banks, trust companies, or in other depositories designated by the Council, and perform all the duties incident to the office of Treasurer and perform such other duties as from time to time may be assigned by the President or by the Council. If required by the Council, the Treasurer shall give a bond for the faithful discharge of his or her duties in such sum and with such surety or sureties as the Council shall determine.
- (f) Executive Committee. The Executive Committee shall meet as needed to prepare for Council meetings, to formulate recommendations for the Council, and for such other reasons as deemed appropriate by the President or as directed by the Council.

Article IV. Administration.

Section 1. Reimbursement for Expenses. Council members and Council employees shall be entitled to reimbursement for actual expenses incurred in the performance of their duties as allowed by NEB. REV. STAT. § 79-1217 and other laws and applicable regulations as they may be amended from time to time. No request for reimbursement shall be submitted by an individual for an expense which has been paid by an educational service unit, other educational agency, or political subdivision. No charge for mileage shall be allowed when such mileage accrues while using an automobile owned by the State of Nebraska or one of its political subdivisions.

Section 2. Budget. The Council shall annually adopt a budget as required by the Nebraska Budget Act. Fiscal agents shall, pursuant to the agency agreement between the fiscal agent and the ESUCC, segregate funds contributed to a project from other funds maintained by the fiscal agent, either by maintaining a separate account of the Council designated for such a purpose or by maintaining a segregated fund within the budget of the educational service unit serving as fiscal agent. The Council shall require each fiscal agent appointed by the Council to provide to the Council quarterly statements of all activity for each project.

Section 3. Agency Agreements and Fiscal Agents. The Council may enter into agency agreements with individual educational service units or other public or private entities. The purpose of such agreements will be for the Council to delegate to the agent entity the authority and responsibility to oversee particular statewide cooperative projects. The agency agreement shall specify whether the agent entity will also serve as the fiscal agent for the project.

Section 4. Powers. The Council shall have the power to:

- (a) Purchase and/or lease supplies, materials and equipment and enter into a contract with any person, firm, corporation or other entity.
- (b) Accept for any of its purposes and functions any and all donations, grants of money, equipment, supplies, materials and services, conditional or otherwise from any person or entity, and receive, utilize, and dispose of the same. The nature, amount, and conditions, if any, attendant upon any donation or grant accepted

pursuant to this section shall be detailed in the annual report of Council.

- (c) Employ, compensate, evaluate and discharge staff limited only to those persons necessary to carry out its duties and functions;
- (d) Establish committees as it deems necessary for the purpose of advising the Council on any and all matters pertaining the Council's duties or activities;
- (e) Indemnify or reimburse any person in the same manner as an educational service unit board is authorized to do pursuant to NEB. REV. STAT. § 79-1217 as may be amended from time to time;
- (f) Take any other action authorized, either explicitly or implicitly, by Nebraska law, including any action that may be necessary to perform its duties and functions as provided in these Bylaws.

Section 5. Annual Plan. The Council shall develop a written document outlining the programs, services and other projects which the Council will operate each year ("Annual Plan"). The Council will annually review the Annual Plan and may amend it as the Council deems necessary.

Section 6. Advisory Committees. The Council may solicit input from advisory committees comprised of teachers, administrators, board members, staff development staff, and other individuals. The role of these committees shall be advisory only, and no recommendation or proposal by any advisory committee shall be final until acted upon and adopted by the Council.

Article V. Other Matters.

Section 1. Fiscal Year. The fiscal year of the Council shall begin on ~~July 4~~ ^{September 1} and end on ~~June 30~~ ^{August 31}. (Amended March 3, 2010)

Section 2. Liability Insurance. The Council shall obtain adequate insurance to cover itself, its members and its agents, employees, volunteers, or other persons in performing duties to the Council. Adequate shall mean an amount, if available, which will satisfy the maximum claims that could be made under Nebraska's Political Subdivision Tort Claims Act.

Section 3. Amendment. These Bylaws may be amended from time to time as deemed necessary by a majority of the Council. All such amendments must be in writing, appended to this document and signed by the Council Secretary.

Section 4. Intellectual Property. All rights to any intellectual property (copyright, trademark, patent, etc.) created in connection with any project reflected in the addenda to these Bylaws shall be owned by the Council.

These Bylaws were adopted by the Educational Service Unit Coordinating Council at a meeting lawfully held pursuant to the Nebraska Open Meetings Act this _____ day of July, 2008.

[THE NEXT PAGE IS THE SIGNATURE PAGE]

Robert Uhing

Robert Uhing, Administrator
Educational Service Unit No. 1

Michael Ough

Michael Ough, Administrator
Educational Service Unit No. 2

Gill Kettelhut

Gill Kettelhut, Administrator
Educational Service Unit No. 3

Jon Fisher

Jon Fisher, Administrator
Educational Service Unit No. 4

Al Schneider

Al Schneider, Administrator
Educational Service Unit No. 5

Dan Shoemaker

Dan Shoemaker, Administrator
Educational Service Unit No. 6

Norman Ronnell

Norman Ronnell, Administrator
Educational Service Unit No. 7

Randy Peck

Randy Peck, Administrator
Educational Service Unit No. 8

Mick Loughran

Mick Loughran, Administrator
Educational Service Unit No. 9

Wayne B. Bell

Wayne Bell, Administrator
Educational Service Unit No. 10

Ron Karr

Ron Karr, Administrator
Educational Service Unit No. 11

Terry Miller

Terry Miller, Administrator
Educational Service Unit No. 13

Brent McMurtry

Brent McMurtrey, Administrator
Educational Service Unit No. 15

Margene Beatty

Margene Beatty, Administrator
Educational Service Unit No. 16

Dennis Radford

Dennis Radford, Administrator
Educational Service Unit No. 17

David Myers

David Myers, Administrator
Educational Service Unit No. 18

Dennis Pool

Dennis Pool, Administrator
Educational Service Unit No. 19

I:\566\27\001\012.doc

Nebraska Open Meetings Act

§84-1407 Act, how cited Sections 84-1407 to 84-1414 shall be known and may be cited as the Open Meetings Act.

§84-1408 Declaration of intent; meetings open to public It is hereby declared to be the policy of this state that the formation of public policy is public business and may not be conducted in secret. Every meeting of a public body shall be open to the public in order that citizens may exercise their democratic privilege of attending and speaking at meetings of public bodies, except as otherwise provided by the Constitution of Nebraska, federal statutes, and the Open Meetings Act.

§84-1409. Terms, defined For purposes of the Open Meetings Act, unless the context otherwise requires: (1)(a) Public body means (i) governing bodies of all political subdivisions of the State of Nebraska, (ii) governing bodies of all agencies, created by the Constitution of Nebraska, statute, or otherwise pursuant to law, of the executive department of the State of Nebraska, (iii) all independent boards, commissions, bureaus, committees, councils, subunits, or any other bodies created by the Constitution of Nebraska, statute, or otherwise pursuant to law, (iv) all study or advisory committees of the executive department of the State of Nebraska whether having continuing existence or appointed as special committees with limited existence, (v) advisory committees of the bodies referred to in subdivisions (i), (ii), and (iii) of this subdivision, and (vi) instrumentalities exercising essentially public functions. (b) Public body does not include (i) subcommittees of such bodies unless a quorum of the public body attends a subcommittee meeting or unless such subcommittees are holding hearings, making policy, or taking formal action on behalf of their parent body, except that all meetings of any subcommittee established under section 81-15,175 are subject to the Open Meetings Act, and (ii) entities conducting judicial proceedings unless a court or other judicial body is exercising rulemaking authority, deliberating, or deciding upon the issuance of administrative orders;

(2) Meeting means all regular, special, or called meetings, formal or informal, of any public body for the purposes of briefing, discussion of public business, formation of tentative policy, or the taking of any action of the public body; and

(3) Videoconferencing means conducting a meeting involving participants at two or more locations through the use of audio-video equipment which allows participants at each location to hear and see each meeting participant at each other location, including public input. Interaction between meeting participants shall be possible at all meeting locations.

§84-1410. Closed session; when; purpose; reasons listed; procedure; right to challenge; prohibited acts; chance meetings, conventions, or workshops (1) Any public body may hold a closed session by the affirmative vote of a majority of its voting members if a closed session is clearly necessary for the protection of the public interest or for the prevention of needless injury to the reputation of an individual and if such individual has not requested a public meeting. The subject matter and the reason necessitating the closed session shall be identified in the motion to close. Closed sessions may be held for, but shall not be limited to, such reasons as: (a) Strategy sessions with respect to collective bargaining, real estate purchases, pending litigation, or litigation which is imminent as evidenced by communication of a claim or threat of litigation to or by the public body; (b) Discussion regarding deployment of security personnel or devices; (c) Investigative proceedings regarding allegations of criminal misconduct; (d) Evaluation of the job performance of a person when necessary to prevent needless injury to the reputation of a person and if such person has not requested a public meeting; (e) For the Community Trust created under section 81-1801.02, discussion regarding the amounts to be paid to individuals who have suffered from a tragedy of violence or natural disaster, or (f) For public hospitals, governing board peer review activities, professional review activities, review and discussion of medical staff investigations or disciplinary actions, and any strategy session concerning transactional negotiations with any referral source that is required by federal law to be conducted at arms length. Nothing in this section shall permit a closed meeting for discussion of the appointment or election of a new member to any public body.

(2) The vote to hold a closed session shall be taken in open session. The entire motion, the vote of each member on the question of holding a closed session, and the time when the closed session commenced and concluded shall be recorded in the minutes. If the motion to close passes, then the presiding officer immediately prior to the closed session shall restate on the record the limitation of the subject matter of the closed session. The public body holding such a closed session shall restrict its consideration of matters during the closed portions to only those purposes set forth in the motion to close as the reason for the closed session. The meeting shall be reconvened in open session before any formal action may be taken. For purposes of this section, formal action shall mean a collective decision or a collective commitment or promise to make a decision on any question, motion, proposal, resolution, order, or ordinance or formation of a position or policy but shall not include negotiating guidance given by members of the public body to legal counsel or other negotiators in closed sessions authorized under subdivision (1) (a) of this section.

(3) Any member of any public body shall have the right to challenge the continuation of a closed session if the member determines that the session has exceeded the reason stated in the original motion to hold a closed session or if the member contends that the closed session is neither clearly necessary for (a) the protection of the public interest or (b) the prevention of needless injury to the reputation of an individual. Such challenge shall be overruled only by a majority vote of the members of the public body. Such challenge and its disposition shall be recorded in the minutes.

(4) Nothing in this section shall be construed to require that any meeting be closed to the public. No person or public body shall fail to invite a portion of its members to a meeting, and no public body shall designate itself a subcommittee of the whole body for the purpose of circumventing the Open Meetings Act. No closed session, informal meeting, chance meeting, social gathering, email, fax, or other electronic communication shall be used for the purpose of circumventing the requirements of the act.

(5) The act does not apply to chance meetings or to attendance at or travel to conventions or workshops of members of a public body at which there is no meeting of the body then intentionally convened, if there is no vote or other action taken regarding any matter over which the public body has supervision, control, jurisdiction, or advisory power.

§84-1411. Meetings of public body; notice; contents; when available; right to modify; duties concerning notice; videoconferencing or telephone conferencing authorized; emergency meeting without notice; appearance before public body (1) Each public body shall give reasonable advance public notice of the time and place of each meeting by a method designated by each public body and recorded in its minutes. Such notice shall be transmitted to all members of the public

body and to the public. Such notice shall contain an agenda of subjects known at the time of the publicized notice or a statement that the agenda, which shall be kept continually current, shall be readily available for public inspection at the principal office of the public body during normal business hours. Agenda items shall be sufficiently descriptive to give the public reasonable notice of the matters to be considered at the meeting. Except for items of an emergency nature, the agenda shall not be altered later than (a) 24 hours before the scheduled commencement of the meeting or (b) 48 hours before the scheduled commencement of a meeting of a city council or village board scheduled outside the corporate limits of the municipality. The public body shall have the right to modify the agenda to include items of an emergency nature only at such public meeting.

(2) A meeting of a state agency, state board, state commission, state council, or state committee, of an advisory committee of any such state entity, of an organization created under the Interlocal Cooperation Act, the Joint Public Agency Act, or the Municipal Cooperative Financing Act, of the governing body of a public power district having a chartered territory of more than one county in this state, of the governing body of a public power and irrigation district having a chartered territory of more than one county in this state, of a board of an educational service unit, of the educational service unit coordinating council, of the governing body of a risk management pool or its advisory committees organized in accordance with the Intergovernmental Risk Management Act, or of a community college board of governors may be held by means of videoconferencing or, in the case of the Judicial Resources Commission in those cases specified in section 24-1204, by telephone conference, if: (a) Reasonable advance publicized notice is given; (b) Reasonable arrangements are made to accommodate the public's right to attend, hear, and speak at the meeting, including seating, recordation by audio or visual recording devices, and a reasonable opportunity for input such as public comment or questions to at least the same extent as would be provided if videoconferencing or telephone conferencing was not used; (c) At least one copy of all documents being considered is available to the public at each site of the videoconference or telephone conference; (d) At least one member of the state entity, advisory committee, board, council, or governing body is present at each site of the videoconference or telephone conference; and (e) No more than one-half of the state entity's, advisory committee's, board's, council's, or governing body's meetings in a calendar year are held by videoconference or telephone conference. Videoconferencing, telephone conferencing, or conferencing by other electronic communication shall not be used to circumvent any of the public government purposes established in the Open Meetings Act.

(3) A meeting of a board of an educational service unit, of the educational service unit coordinating council, of the governing body of an entity formed under the Interlocal Cooperation Act, the Joint Public Agency Act, or the Municipal Cooperative Financing Act, of the governing body of a risk management pool or its advisory committees organized in accordance with the Intergovernmental Risk Management Act, of a community college board of governors, of the governing body of a public power district, or of the governing body of a public power and irrigation district may be held by telephone conference call if: (a) The territory represented by the educational service unit, member educational service units, community college board of governors, public power district, public power and irrigation district, or member public agencies of the entity or pool covers more than one county; (b) Reasonable advance publicized notice is given which identifies each telephone conference location at which an educational service unit board member, a council member, a member of a community college board of governors, a member of the governing body of a public power district, a member of the governing body of a public power and irrigation district, or a member of the entity's or pool's governing body will be present; (c) All telephone conference meeting sites identified in the notice are located within public buildings used by members of the educational service unit board, council, community college board of governors, governing body of the public power district, governing body of the public power and irrigation district, or entity or pool or at a place which will accommodate the anticipated audience; (d) Reasonable arrangements are made to accommodate the public's right to attend, hear, and speak at the meeting, including seating, recordation by audio recording devices, and a reasonable opportunity for input such as public comment or questions to at least the same extent as would be provided if a telephone conference call was not used; (e) At least one copy of all documents being considered is available to the public at each site of the telephone conference call; (f) At least one member of the educational service unit board, council, community college board of governors, governing body of the public power district, governing body of the public power and irrigation district, or governing body of the entity or pool is present at each site of the telephone conference call identified in the public notice; (g) The telephone conference call lasts no more than two hours; and (h) No more than one-half of the board's, council's, governing body's, entity's, or pool's meetings in a calendar year are held by telephone conference call, except that a governing body of a risk management pool that meets at least quarterly and the advisory committees of the governing body may each hold more than one-half of its meetings by telephone conference call if the governing body's quarterly meetings are not held by telephone conference call or videoconferencing. Nothing in this subsection shall prevent the participation of consultants, members of the press, and other nonmembers of the governing body at sites not identified in the public notice. Telephone conference calls, emails, faxes, or other electronic communication shall not be used to circumvent any of the public government purposes established in the Open Meetings Act.

(4) The secretary or other designee of each public body shall maintain a list of the news media requesting notification of meetings and shall make reasonable efforts to provide advance notification to them of the time and place of each meeting and the subjects to be discussed at that meeting.

(5) When it is necessary to hold an emergency meeting without reasonable advance public notice, the nature of the emergency shall be stated in the minutes and any formal action taken in such meeting shall pertain only to the emergency. Such emergency meetings may be held by means of electronic or telecommunication equipment. The provisions of subsection (4) of this section shall be complied with in conducting emergency meetings. Complete minutes of such emergency meetings specifying the nature of the emergency and any formal action taken at the meeting shall be made available to the public by no later than the end of the next regular business day.

(6) A public body may allow a member of the public or any other witness other than a member of the public body to appear before the public body by means of video or telecommunication equipment.

§84-1412. Meetings of public body; rights of public; public body; powers and duties (1) Subject to the Open Meetings Act, the public has

the right to attend and the right to speak at meetings of public bodies, and all or any part of a meeting of a public body, except for closed sessions called pursuant to section 84-1410, may be videotaped, televised, photographed, broadcast, or recorded by any person in attendance by means of a tape recorder, camera, video equipment, or any other means of pictorial or sonic reproduction or in writing.

(2) It shall not be a violation of subsection (1) of this section for any public body to make and enforce reasonable rules and regulations regarding the conduct of persons attending, speaking at, videotaping, televising, photographing, broadcasting, or recording its meetings. A body may not be required to allow citizens to speak at each meeting, but it may not forbid public participation at all meetings.

(3) No public body shall require members of the public to identify themselves as a condition for admission to the meeting nor shall such body require that the name of any member of the public be placed on the agenda prior to such meeting in order to speak about items on the agenda. The body may require any member of the public desiring to address the body to identify himself or herself.

(4) No public body shall, for the purpose of circumventing the Open Meetings Act, hold a meeting in a place known by the body to be too small to accommodate the anticipated audience.

(5) No public body shall be deemed in violation of this section if it holds its meeting in its traditional meeting place which is located in this state.

(6) No public body shall be deemed in violation of this section if it holds a meeting outside of this state, if, but only if: (a) A member entity of the public body is located outside of this state and the meeting is in that member's jurisdiction; (b) All out-of-state locations identified in the notice are located within public buildings used by members of the entity or at a place which will accommodate the anticipated audience; (c) Reasonable arrangements are made to accommodate the public's right to attend, hear, and speak at the meeting, including making a telephone conference call available at an in-state location to members, the public, or the press, if requested 24 hours in advance; (d) No more than 25% of the public body's meetings in a calendar year are held out-of-state; (e) Out-of-state meetings are not used to circumvent any of the public government purposes established in the Open Meetings Act; (f) Reasonable arrangements are made to provide viewing at other in-state locations for a videoconference meeting if requested fourteen days in advance and if economically and reasonably available in the area; and (g) The public body publishes notice of the out-of-state meeting at least 21 days before the date of the meeting in a legal newspaper of statewide circulation.

(7) The public body shall, upon request, make a reasonable effort to accommodate the public's right to hear the discussion and testimony presented at the meeting.

(8) Public bodies shall make available at the meeting or the in-state location for a telephone conference call or videoconference, for examination and copying by members of the public, at least one copy of all reproducible written material to be discussed at an open meeting. Public bodies shall make available at least one current copy of the Open Meetings Act posted in the meeting room at a location accessible to members of the public. At the beginning of the meeting, the public shall be informed about the location of the posted information.

§84-1413. Meetings; minutes; roll call vote; secret ballot; when (1) Each public body shall keep minutes of all meetings showing the time, place, members present and absent, and the substance of all matters discussed.

(2) Any action taken on any question or motion duly moved and seconded shall be by roll call vote of the public body in open session, and the record shall state how each member voted or if the member was absent or not voting. The requirements of a roll call or viva voce vote shall be satisfied by a municipality, a county, a learning community, a joint entity created pursuant to the Interlocal Cooperation Act, a joint public agency created pursuant to the Joint Public Agency Act, or an agency formed under the Municipal Cooperative Financing Act which utilizes an electronic voting device which allows the yeas and nays of each member of such city council, village board, county board, or governing body to be readily seen by the public.

(3) The vote to elect leadership within a public body may be taken by secret ballot, but the total number of votes for each candidate shall be recorded in the minutes.

(4) The minutes of all meetings and evidence and documentation received or disclosed in open session shall be public records and open to public inspection during normal business hours.

(5) Minutes shall be written and available for inspection within ten working days or prior to the next convened meeting, whichever occurs earlier, except that cities of the second class and villages may have an additional ten working days if the employee responsible for writing the minutes is absent due to a serious illness or emergency.

§84-1414. Unlawful action by public body; declared void or voidable by district court; when; duty to enforce open meeting laws; citizen's suit; procedure; violations; penalties (1) Any motion, resolution, rule, regulation, ordinance, or formal action of a public body made or taken in violation of the Open Meetings Act shall be declared void by the district court if the suit is commenced within 120 days of the meeting of the public body at which the alleged violation occurred. Any motion, resolution, rule, regulation, ordinance, or formal action of a public body made or taken in substantial violation of the Open Meetings Act shall be voidable by the district court if the suit is commenced more than 120 days after but within one year of the meeting of the public body in which the alleged violation occurred. A suit to void any final action shall be commenced within one year of the action.

(2) The Attorney General and the county attorney of the county in which the public body ordinarily meets shall enforce the Open Meetings Act.

(3) Any citizen of this state may commence a suit in the district court of the county in which the public body ordinarily meets or in which the plaintiff resides for the purpose of requiring compliance with or preventing violations of the Open Meetings Act, for the purpose of declaring an action of a public body void, or for the purpose of determining the applicability of the act to discussions or decisions of the public body. It shall not be a defense that the citizen attended the meeting and failed to object at such time. The court may order payment of reasonable attorney's fees and court costs to a successful plaintiff in a suit brought under this section.

(4) Any member of a public body who knowingly violates or conspires to violate or who attends or remains at a meeting knowing that the public body is in violation of any provision of the Open Meetings Act shall be guilty of a Class IV misdemeanor for a first offense and a Class III misdemeanor for a second or subsequent offense.

Revised August 2013



PERRY, GUTHRY, HAASE & GESSFORD, P.C., L.L.O.
233 South 13th Street, Suite 1400 • Lincoln, NE 68508
402/476-9200
jgessford@perrylawfirm.com
rschulze@perrylawfirm.com
gperry@perrylawfirm.com



Nebraska Council
of School Administrators

455 South 11th Street, Suite A
Lincoln, NE 68508
(402) 476-8055
ncsa.org

Nebraska Open Meetings Act

84-1407. Act, how cited. Sections 84-1407 to 84-1414 shall be known and may be cited as the Open Meetings Act.

84-1408. Declaration of intent; meetings open to public. It is hereby declared to be the policy of this state that the formation of public policy is public business and may not be conducted in secret. Every meeting of a public body shall be open to the public in order that citizens may exercise their democratic privilege of attending and speaking at meetings of public bodies, except as otherwise provided by the Constitution of Nebraska, federal statutes, and the Open Meetings Act.

84-1409. Terms, defined. For purposes of the Open Meetings Act, unless the context otherwise requires:

(1)(a) Public body means (i) governing bodies of all political subdivisions of the State of Nebraska, (ii) governing bodies of all agencies, created by the Constitution of Nebraska, statute, or otherwise pursuant to law, of the executive department of the State of Nebraska, (iii) all independent boards, commissions, bureaus, committees, councils, subunits, or any other bodies created by the Constitution of Nebraska, statute, or otherwise pursuant to law, (iv) all study or advisory committees of the executive department of the State of Nebraska whether having continuing existence or appointed as special committees with limited existence, (v) advisory committees of the bodies referred to in subdivisions (i), (ii), and (iii) of this subdivision, and (vi) instrumentalities exercising essentially public functions; and

(b) Public body does not include (i) subcommittees of such bodies unless a quorum of the public body attends a subcommittee meeting or unless such subcommittees are holding hearings, making policy, or taking formal action on behalf of their parent body, except that all meetings of any subcommittee established under section 81-15,175 are subject to the Open Meetings Act, and (ii) entities conducting judicial proceedings unless a court or other judicial body is exercising rulemaking authority, deliberating, or deciding upon the issuance of administrative orders;

(2) Meeting means all regular, special, or called meetings, formal or informal, of any public body for the purposes of briefing, discussion of public business, formation of tentative policy, or the taking of any action of the public body; and

(3) Videoconferencing means conducting a meeting involving participants at two or more locations through the use of audio-video equipment which allows participants at each location to hear and see each meeting participant at each other location, including public input. Interaction between meeting participants shall be possible at all meeting locations.

84-1410. Closed session; when; purpose; reasons listed; procedure; right to challenge; prohibited acts; chance meetings, conventions, or workshops.

(1) Any public body may hold a closed session by the affirmative vote of a majority of its voting members if a closed session is clearly necessary for the protection of the public interest or for the prevention of needless injury to the reputation of an individual and if such individual has not requested a public meeting. The subject matter and the reason necessitating the closed session shall be identified in the motion to close. Closed sessions may be held for, but shall not be limited to, such reasons as: (a) Strategy sessions with respect to collective bargaining, real estate purchases, pending litigation, or litigation which is imminent as evidenced by communication of a claim or threat of litigation to or by the public body; (b) Discussion regarding deployment of security personnel or devices; (c) Investigative proceedings regarding allegations of criminal misconduct; (d) Evaluation of the job performance of a person when necessary to prevent needless injury to the reputation of a person and if such person has not requested a public meeting; (e) For the Community Trust created under section 81-1801.02, discussion regarding the amounts to be paid to individuals who have suffered from a tragedy of violence or natural disaster; or (f) For public hospitals, governing board peer review activities, professional review activities, review and discussion of medical staff investigations or disciplinary actions, and any strategy session concerning transactional negotiations with any referral source that is required by federal law to be conducted at arms length. Nothing in this section shall permit a closed meeting for discussion of the appointment or election of a new member to any public body.

(2) The vote to hold a closed session shall be taken in open session. The entire motion, the vote of each member on the question of holding a closed session, and the time when the closed session commenced and concluded shall be recorded in the minutes. If the motion to close passes, then the presiding officer immediately prior to the closed session shall restate on the record the limitation of the subject matter of the closed session. The public body holding such a closed session shall restrict its consideration of matters during the closed portions to only those purposes set forth in the motion to close as the reason for the closed session. The meeting shall be reconvened in open session before any formal action may be taken. For purposes of this section, formal action shall mean a collective decision or a collective commitment or promise to make a decision on any question, motion, proposal, resolution, order, or ordinance or formation of a position or policy but shall not include negotiating guidance given by members of the public body to legal counsel or other negotiators in closed sessions authorized under subdivision (1)(a) of this section.

(3) Any member of any public body shall have the right to challenge the continuation of a closed session if the member determines that the session has exceeded the reason stated in the original motion to hold a closed session or if the member contends that the closed session is neither clearly necessary for (a) the protection of the public interest or (b) the prevention of needless injury to the reputation of an individual. Such challenge shall be overruled only by a majority vote of the members of the public body. Such challenge and its disposition shall be recorded in the minutes. (4) Nothing in this section shall be construed to require that any meeting be closed to the public. No person or public body shall fail to invite a portion of its members to a meeting, and no public body shall designate itself a subcommittee of the whole body for the purpose of circumventing the Open Meetings Act. No closed session, informal meeting, chance meeting, social gathering, email, fax, or other electronic communication shall be used for the purpose of circumventing the requirements of the act.

(5) The act does not apply to chance meetings or to attendance at or travel to conventions or workshops of members of a public body at which there is no meeting of the body then intentionally convened, if there is no vote or other action taken regarding any matter over which the public body has supervision, control, jurisdiction, or advisory power.

84-1411. Meetings of public body; notice; contents; when available; right to modify; duties concerning notice; videoconferencing or telephone conferencing authorized; emergency meeting without notice; appearance before public body.

(1) Each public body shall give reasonable advance publicized notice of the time and place of each meeting by a method designated by each public body and recorded in its minutes. Such notice shall be transmitted to all members of the public body and to the public. Such notice shall contain an agenda of subjects known at the time of the publicized notice or a statement that the agenda, which shall be kept continually current, shall be readily available for public inspection at the principal office of the public body during normal business hours. Agenda items shall be sufficiently descriptive to give the public reasonable notice of the matters to be considered at the meeting. Except for items of an emergency nature, the agenda shall not be altered later than (a) twenty-four hours before the scheduled commencement of the meeting or (b) forty-eight hours before the scheduled commencement of a meeting of a city council or village board scheduled outside the corporate limits of the municipality. The public body shall have the right to modify the

agenda to include items of an emergency nature only at such public meeting.

(2) A meeting of a state agency, state board, state commission, state council, or state committee, of an advisory committee of any such state entity, of an organization created under the Interlocal Cooperation Act, the Joint Public Agency Act, or the Municipal Cooperative Financing Act, of the governing body of a public power district having a chartered territory of more than one county in this state, of the governing body of a public power and irrigation district having a chartered territory of more than one county in this state, of a board of an educational service unit, of the Educational Service Unit Coordinating Council, of the governing body of a risk management pool or its advisory committees organized in accordance with the Intergovernmental Risk Management Act, or of a community college board of governors may be held by means of videoconferencing or, in the case of the Judicial Resources Commission in those cases specified in section 24-1204, by telephone conference, if: (a) Reasonable advance publicized notice is given; (b) Reasonable arrangements are made to accommodate the public's right to attend, hear, and speak at the meeting, including seating, recordation by audio or visual recording devices, and a reasonable opportunity for input such as public comment or questions to at least the same extent as would be provided if videoconferencing or telephone conferencing was not used; (c) At least one copy of all documents being considered is available to the public at each site of the videoconference or telephone conference; (d) At least one member of the state entity, advisory committee, board, council, or governing body is present at each site of the videoconference or telephone conference, except that a member of an organization created under the Interlocal Cooperation Act that sells electricity or natural gas at wholesale on a multistate basis, an organization created under the Municipal Cooperative Financing Act, or a governing body of a risk management pool or an advisory committee of such organization or pool may designate a nonvoting designee, who shall not be included as part of the quorum, to be present at any site; and (e) (i) Except as provided in subdivision (2)(e)(ii) of this section, no more than one-half of the state entity's, advisory committee's, board's, council's, or governing body's meetings in a calendar year are held by videoconference or telephone conference; or (ii) In the case of an organization created under the Interlocal Cooperation Act that sells electricity or natural gas at wholesale on a multistate basis or an organization created under the Municipal Cooperative Financing Act, such organization holds at least one meeting each calendar year that is not by videoconferencing or telephone conferencing. Videoconferencing, telephone conferencing, or conferencing by other electronic communication shall not be used to circumvent any of the public government purposes established in the Open Meetings Act.

(3) A meeting of a board of an educational service unit, of the Educational Service Unit Coordinating Council, of the governing body of an entity formed under the Interlocal Cooperation Act, the Joint Public Agency Act, or the Municipal Cooperative Financing Act, of the governing body of a risk management pool or its advisory committees organized in accordance with the Intergovernmental Risk Management Act, of a community college board of governors, of the governing body of a public power district, of the governing body of a public power and irrigation district, or of the Nebraska Brand Committee may be held by telephone conference call if: (a) The territory represented by the educational service unit, member educational service units, community college board of governors, public power district, public power and irrigation district, Nebraska Brand Committee, or member public agencies of the entity or pool covers more than one county; (b) Reasonable advance publicized notice is given which identifies each telephone conference location at which there will be present: (i) A member of the educational service unit board, council, community college board of governors, governing body of a public power district, governing body of a public power and irrigation district, Nebraska Brand Committee, or entity's or pool's governing body; or (ii) A nonvoting designee designated under subdivision (3)(f) of this section; (c) All telephone conference meeting sites identified in the notice are located within public buildings used by members of the educational service unit board, council, community college board of governors, governing body of the public power district, governing body of the public power and irrigation district, or entity or pool or at a place which will accommodate the anticipated audience; (d) Reasonable arrangements are made to accommodate the public's right to attend, hear, and speak at the meeting, including seating, recordation by audio recording devices, and a reasonable opportunity for input such as public comment or questions to at least the same extent as would be provided if a telephone conference call was not used; (e) At least one copy of all documents being considered is available to the public at each site of the telephone conference call; (f) At least one member of the educational service unit board, council, community college board of governors, governing body of the public power district, governing body of the public power and irrigation district, Nebraska Brand Committee, or governing body of the entity or pool is present at each site of the telephone conference call identified in the public notice, except that a member of an organization created under the Interlocal Cooperation Act that sells electricity or natural gas at wholesale on a multistate basis, an organization created under the Municipal Cooperative Financing Act, or a governing body of a risk management pool or an advisory committee of such organization or pool may designate a nonvoting designee, who shall not be included as part of the quorum, to be present at any site; (g) The telephone conference call lasts no more than five hours; and (h) No more than one-half of the board's, council's, governing body's, entity's, or pool's meetings in a calendar year are held by telephone conference call, except that: (i) The governing body of a risk management pool that meets at least quarterly and the advisory committees of the governing body may each hold more than one-half of its meetings by telephone conference call if the governing body's quarterly meetings are not held by telephone conference call or videoconferencing; and (ii) An organization created under the Interlocal Cooperation Act that sells electricity or natural gas at wholesale on a multistate basis or an organization created under the Municipal Cooperative Financing Act may hold more than one-half of its meetings by telephone conference call if the organization holds at least one meeting each calendar year that is not by videoconferencing or telephone conference call. Nothing in this subsection shall prevent the participation of consultants, members of the press, and other nonmembers of the governing body at sites not identified Daily Documentation 1st Quarter in the public notice. Telephone conference calls, emails, faxes, or other electronic communication shall not be used to circumvent any of the public government purposes established in the Open Meetings Act.

(4) The secretary or other designee of each public body shall maintain a list of the news media requesting notification of meetings and shall make reasonable efforts to provide advance notification to them of the time and place of each meeting and the subjects to be discussed at that meeting.

(5) When it is necessary to hold an emergency meeting without reasonable advance public notice, the nature of the emergency shall be stated in the minutes and any formal action taken in such meeting shall pertain only to the emergency. Such emergency meetings may be held by means of electronic or telecommunication equipment. The provisions of subsection (4) of this section shall be complied with in conducting emergency meetings. Complete minutes of such emergency meetings specifying the nature of the emergency and any formal action taken at the meeting shall be made available to the public no later than the end of the next regular business day.

(6) A public body may allow a member of the public or any other witness other than a member of the public body to appear before the public body by means of video or telecommunications equipment.

84-1412. Meetings of public body; rights of public; public body; powers

and duties.

(1) Subject to the Open Meetings Act, the public has the right to attend and the right to speak at meetings of public bodies, and all or any part of a meeting of a public body, except for closed sessions called pursuant to section 84-1410, may be videotaped, televised, photographed, broadcast, or recorded by any person in attendance by means of a tape recorder, camera, video equipment, or any other means of pictorial or sonic reproduction or in writing.

(2) It shall not be a violation of subsection (1) of this section for any public body to make and enforce reasonable rules and regulations regarding the conduct of persons attending, speaking at, videotaping, televising, photographing, broadcasting, or recording its meetings. A body may not be required to allow citizens to speak at each meeting, but it may not forbid public participation at all meetings.

(3) No public body shall require members of the public to identify themselves as a condition for admission to the meeting nor shall such body require that the name of any member of the public be placed on the agenda prior to such meeting in order to speak about items on the agenda. The body may require any member of the public desiring to address the body to identify himself or herself.

(4) No public body shall, for the purpose of circumventing the Open Meetings Act, hold a meeting in a place known by the body to be too small to accommodate the anticipated audience.

(5) No public body shall be deemed in violation of this section if it holds its meeting in its traditional meeting place which is located in this state.

(6) No public body shall be deemed in violation of this section if it holds a meeting outside of this state if, but only if: (a) A member entity of the public body is located outside of this state and the meeting is in that member's jurisdiction; (b) All out-of-state locations identified in the notice are located within public buildings used by members of the entity or at a place which will accommodate the anticipated audience; (c) Reasonable arrangements are made to accommodate the public's right to attend, hear, and speak at the meeting, including making a telephone conference call available at an in-state location to members, the public, or the press, if requested twenty-four hours in advance; (d) No more than twenty-five percent of the public body's meetings in a calendar year are held out-of-state; (e) Out-of-state meetings are not used to circumvent any of the public government purposes established in the Open Meetings Act; (f) Reasonable arrangements are made to provide viewing at other in-state locations for a videoconference meeting if requested fourteen days in advance and if economically and reasonably available in the area; and (g) The public body publishes notice of the out-of-state meeting at least twenty-one days before the date of the meeting in a legal newspaper of statewide circulation.

(7) The public body shall, upon request, make a reasonable effort to accommodate the public's right to hear the discussion and testimony presented at the meeting.

(8) Public bodies shall make available at the meeting or the in-state location for a telephone conference call or videoconference, for examination and copying by members of the public, at least one copy of all reproducible written material to be discussed at an open meeting. Public bodies shall make available at least one current copy of the Open Meetings Act posted in the meeting room at a location accessible to members of the public. At the beginning of the meeting, the public shall be informed about the location of the posted information.

84-1413. Meetings; minutes; roll call vote; secret ballot; when.

(1) Each public body shall keep minutes of all meetings showing the time, place, members present and absent, and the substance of all matters discussed.

(2) Any action taken on any question or motion duly moved and seconded shall be by roll call vote of the public body in open session, and the record shall state how each member voted or if the member was absent or not voting. The requirements of a roll call or viva voce vote shall be satisfied by a public body which utilizes an electronic voting device which allows the yeas and nays of each member of such public body to be readily seen by the public.

(3) The vote to elect leadership within a public body may be taken by secret ballot, but the total number of votes for each candidate shall be recorded in the minutes.

(4) The minutes of all meetings and evidence and documentation received or disclosed in open session shall be public records and open to public inspection during normal business hours.

(5) Minutes shall be written, except as provided in subsection (6) of this section, and available for inspection within ten working days or prior to the next convened meeting, whichever occurs earlier, except that cities of the second class and villages may have an additional ten working days if the employee responsible for writing the minutes is absent due to a serious illness or emergency.

(6) Minutes of the meetings of the board of a school district or educational service unit may be kept as an electronic record.

84-1414. Unlawful action by public body; declared void or voidable by district court; when; duty to enforce open meeting laws; citizen's suit; procedure; violations; penalties.

(1) Any motion, resolution, rule, regulation, ordinance, or formal action of a public body made or taken in violation of the Open Meetings Act shall be declared void by the district court if the suit is commenced within one hundred twenty days of the meeting of the public body at which the alleged violation occurred. Any motion, resolution, rule, regulation, ordinance, or formal action of a public body made or taken in substantial violation of the Open Meetings Act shall be voidable by the district court if the suit is commenced more than one hundred twenty days after but within one year of the meeting of the public body in which the alleged violation occurred. A suit to void any final action shall be commenced within one year of the action.

(2) The Attorney General and the county attorney of the county in which the public body ordinarily meets shall enforce the Open Meetings Act.

(3) Any citizen of this state may commence a suit in the district court of the county in which the public body ordinarily meets or in which the plaintiff resides for the purpose of requiring compliance with or preventing violations of the Open Meetings Act, for the purpose of declaring an action of a public body void, or for the purpose of determining the applicability of the act to discussions or decisions of the public body. It shall not be a defense that the citizen attended the meeting and failed to object at such time. The court may order payment of reasonable attorney's fees and court costs to a successful plaintiff in a suit brought under this section.

(4) Any member of a public body who knowingly violates or conspires to violate or who attends or remains at a meeting knowing that the public body is in violation of any provision of the Open Meetings Act shall be guilty of a Class IV misdemeanor for a first offense and a Class III misdemeanor for a second or subsequent offense.

Revised 6-3-19



PERRY, GUTHRY, HAASE & GESSFORD, P.C., L.L.O.
233 SOUTH 13TH STREET, SUITE 1400, LINCOLN, NE 68508
(402) 476-9200
jgessford@perrylawfirm.com
rschultze@perrylawfirm.com
gperry@perrylawfirm.com



Nebraska Council
of School Administrators

455 South 11th Street, Suite A
Lincoln, NE 68508
(402) 476-8055
nrsa.org

Educational Service Unit Administrators 2019-2020

Bill Heimann

Cell [402-525-1211](tel:402-525-1211)
ESU No. 1
211 Tenth Street
Wakefield, NE 68784-5014
402-287-2061 Fax 287-2065
bheimann@esu1.org

Ted DeTurk

Cell 402-380-8268
ESU No. 2
PO Box 649
2320 North Colorado
Fremont, NE 68026-0649
402-721-7710 Fax 721-7712
tdeturb@esu2.org

Dan Schnoes

Cell: 402-719-8181
ESU No. 3
6949 South 110th St
Omaha, NE 68128-5722
402-597-4802 Fax 597-4898
dschnoes@esu3.org

Gregg Robke

Cell 402-274-8813
ESU No. 4
919 Sixteenth Street
Auburn, NE 68305-0310
402-274-4354 Fax 274-4356
grobke@esu4.net

Brenda McNiff

Cell: 402-806-2613
ESU No. 5
900 West Court
Beatrice, NE 68310-3526
402-223-5277 Fax 223-5279
bmcniff@esu5.org

John Skretta

Cell: 402-440-9092
ESU No. 6
210 Fifth Street
Milford, NE 68405
402-761-3341 Fax 761-3279
john.skretta@esu6.org

Larriane Polk

Cell 402-720-4977
ESU No. 7
2657 44th Avenue
Columbus, NE 68601-8537
402-564-5753 Fax 563-1121
lpolk@esu7.org

Corey Dahl

Cell: 402-640-3577
ESU No. 8
302 Main Street
PO Box 89
Neligh, NE 68756
402-887-5041 Fax 887-4604
corey.dahl@esu8ne.org

Drew Harris

Cell 402-768-8940
ESU No. 9
5807 Osborne Dr W
Hastings, NE 68901
402-463-5611 Fax 463-9555
drew.harris@esu9.us

Melissa Wheelock

Cell 308-830-3578
ESU No. 10
76 Plaza Blvd.
PO Box 850
Kearney, NE 68848-0850
308-237-5927 Fax 237-5920
mwheelock@esu10.org

Greg Barnes

Cell 402-643-1294
ESU No. 11
412 West 14th Avenue
PO Box 858
Holdrege, NE 68949-0858
308-995-6585 Fax 995-6587
Greg.Barnes@esu11.org

Andrew Dick

Cell 308-672-2274
ESU No. 13
4215 Avenue I
Scottsbluff, NE 69361-4902
308-635-3696 Fax 635-0680
AndrewDick@esu13.org

Paul Calvert

Cell: 712-389-8670
ESU No. 15
344 Main
PO Box 398
Trenton, NE 69044-0398
308-334-5160 Fax 334-5581
p.calvert@esu15.org

Deb Paulman

Cell 308-386-8237
ESU No. 16
314 West First Street
Ogallala, NE 69153
308-284-8481 Fax 284-8483
dpaulman@esusixteen.org

Geraldine Erickson

Cell 402-822-0047
ESU No. 17
207 North Main
Ainsworth, NE 69210
402-387-1420 Fax 387-1028
gerickson17@esu17.org

Sarah Salem

Cell 402-318-4661
ESU No. 18
5905 O Street
Lincoln, NE 68501
402-436-1645 Fax 436-1682
ssalem@lps.org

Connie Wickham

Cell 402-238-6438
ESU No. 19
3215 Cuming Street
Omaha, NE 68131
531-299-9625
Connie.Wickham@esu19.org

Kraig Lofquist

Cell: 402-953-8456
ESUCC Executive Director
6949 South 110th Street
402-597-4915
klofquist@esu19.org

**Educational Service Unit Coordinating
Council Budget Hearing
September 5, 2019 at 10:00 AM
Central ESU No.10
76 Plaza Blvd
Kearney, NE 68845**

Attendance Taken at 10:01 AM.

Heimann ESU 01: Present
DeTurk ESU 02: Present
Schnoes ESU 03: Present
Robke ESU 04: Present
McNiff ESU 05: Present
Skretta ESU 06: Present
Polk ESU 07: Present
Dahl ESU 08: Present
Harris ESU 09: Present
Wheelock ESU 10: Present
Barnes ESU 11: Present
Dick ESU 13: Present
Calvert ESU 15: Present
Paulman ESU 16: Present
Erickson ESU 17: Present
Salem ESU 18: Present
Wickham ESU 19: Present

Call to Order

Meeting Call to Order at 10:00 AM.

Staff: Kraig Lofquist, Deb Hericks, Priscilla Quintana

Guests: Karen Haase, KSB

Roll Call

Executive Reports

Executive Director Report

Budget Presentation

Executive Director shared the minimal changes to the budget report since the preview in July.

Public Comment

No public comment

Adjournment

Adjourn hearing at 10:04 AM.

Educational Service Unit Coordinating Council
Regular Meeting
September 5, 2019 at 8:30 AM Central
ESU No.10
76 Plaza Blvd
Kearney, NE 68845

Attendance Taken at 8:33 AM.

Heimann ESU 01: Present
DeTurk ESU 02: Present
Schnoes ESU 03: Present
Robke ESU 04: Present
McNiff ESU 05: Present
Skretta ESU 06: Present
Polk ESU 07: Present
Dahl ESU 08: Present
Harris ESU 09: Present
Wheelock ESU 10: Present
Barnes ESU 11: Present
Dick ESU 13: Present
Calvert ESU 15: Present
Paulman ESU 16: Present
Erickson ESU 17: Present
Salem ESU 18: Present
Wickham ESU 19: Present

Attendance Update Taken at 11:00 AM.

DeTurk ESU 02: Absent

Call to Order

Call to order at 8:30 AM.

Staff: Kraig Lofquist, Deb Hericks, Priscilla Quintana, Beth Kabes

Guests: Karen Haase, Kyle McGowan, Keith Rohwer and Cinde Wendall

Roll Call

Approval of Minutes

Approval of minutes from July 31, 2019.

Motion to approve the minutes as presented Passed with a motion by DeTurk ESU 02 and a second by Wickham ESU 19.

Heimann ESU 01: Yea; DeTurk ESU 02: Yea; Schnoes ESU 03: Yea; Robke ESU 04: Yea;
McNiff ESU 05: Yea; Skretta ESU 06: Yea; Polk ESU 07: Yea; Dahl ESU 08: Yea; Harris ESU
09: Yea; Wheelock ESU 10: Yea; Barnes ESU 11: Yea; Dick ESU 13: Yea; Calvert ESU 15: Yea;
Paulman ESU 16: Yea; Erickson ESU 17: Yea; Salem ESU 18: Yea; Wickham ESU 19: Yea.
Yea: 17, Nay: 0

ESU Share Out Topics

ESU 16 shared that they have a Regional PLC, they are beginning year two. Thirteen of sixteen schools participate in this program. They separate school teachers by their grade to work

together and discuss topics. This year the teacher team identified their content for the year. They are driving their own PD bus. The involves about 400 teachers across ESU 16.

ESU 4 working on Educators Conference, February 14, 2020. Please register if interested.

Petitions and Communications to the Board

I Love Public Schools

I love Public School were present to share updates. Kyle McGowan, Cinde Wendell, and Keith Rohwer, Ambassadors gave the Board a presentation. I love Public Schools is a collaboration of: NCSA Administrators, NCSA Ambassadors, Nebraska Publics School Advantage and I love Publics Schools. I Love Public Schools make films to tell our story. "Seeds of Hope" (on immigration, special needs, etc) and "The Mind Inside" (on mental health) were two areas they have previously filmed. They would like to present to ESUs during superintendent meetings. They can help do screenings, create trailers, attend meetings, etc. whatever they can do to help gets our stories told. They speak to community groups, meetings, winter retreats, etc. wherever to tell the story. Tyler Dahlgren creates the NPSA, continues to interview schools and tweet the awesome things happening out to our schools. First Friday of every month is Feel the Love Fridays - where your shirts with pride! January 29, 2020 is the I Love Public Schools day. Their focus for 2019-2020 will be to continue to make connections, ESU messaging, NDE, local Schools - to have conversation to share the work being done in our great state. How can they assist with promoting the work of the ESUs as they travel the state and make connections? What are the ESU stories and who needs to hear those stories? Some ideas could be that there are 17 ESUs, number of districts they serve, number of teachers/staff they serve, and the number of students that they serve. They would also like to create a list of direct and indirect services. What is the taxing authority of the ESUs? How has this changed/diminished in the last 10 years? Superintendents/Principals need to be talking the value that they receive from the services the ESUs give them and help to save schools money. "In the absence of knowledge, people make up their own!" We need to celebrate our successes. Create a strong message about how ESUs save their schools money. Technology services that ESUs provide is huge; data centers, emails, etc. ESUs 3 for example serves 105,000 daily that go through their data center. Info graphics, SIMPL services, stats, etc. ESUs share out with Senators, communities, etc. to get message out. I love public schools' mission to promote the schools in NE. Suggest to write an editorial to local papers on our purpose. School boards need make sure their Boards know what their ESUs do for their schools which will then get message out to patrons and educate the public. ESUs are the best kept secret in NE.

State Board of Education and Nebraska Department of Education Report

Russ Masco, NDE was present to share that he is now under a new office but he will remain being the NDE Liaison for all things ESUCC. He will be working on talking points and they will be out in the near future. Jeremy Henneger will be sharing changes in the assessment world at PDO. He will also be traveling the state to share with schools. Kim Larsen will be doing a PDO breakout on community engagement. Lane Carr will be talking about Comprehensive Needs Assessment and also doing a mini training for the EBA Reviewers during PDO. Jolene Palmer will be discussing School Safety work with SDA. Kim Snyder will be sharing about the NLLN during SDA. Russ shared NDE/ESUCC reception rescheduled from Admin Days will be held at Lucky Bucket on September 10 from 4:00-6:00 PM. Discussion regarding the updating of the NDE Strategic Plan. They are working to make the strategic plan more manageable. Russ Masco is working to get those leadership individuals involved in the new work being done for the Innovation Grant. Russ Masco will see what/if any discussion NDE has had on the LR63: ESU Study.

Association of Education Service Agency's Report

Executive Director shared that there will be a regional symposium on October 14-16, 2019 in Minneapolis, MN. The annual AESA Conference will be held in Phoenix, AZ on December 4-7, 2019.

Lofquist, Polk, Schnoes and Calvert will be going to Washington DC for the Call to Action meeting on September 18-20, 2019.

Learning Community Update

Not present to report.

Executive Reports

Executive Director Report

Executive Director shared the LR 63 continues to be discussed. The hearing will be Friday, October 4, 2019. ESUCC has hired Minh Vu for the SRS Helpdesk, he will also be our communications and marketing specialist for ESUCC. Executive Director shared updates about the SRS upgrade that was done in July. The team continues to work to get fixes into the system. They hope to complete these fixes in the next couple of weeks. Working to identify the big issues and fixes those priority issues first. Please attend PDO next week, please join your staff. Executive Director shared that October 1-2, 2019 at LPS will also be the Rule 84 meeting, must have a representative if administrator cannot be there.

ESUCC Redesign: Updates

[Redesign Groups](#)

ESU Standards

Committee Chair shared the updates with the Bold Step 1: ESU Standards. Document shares the aggressive timelines to get this through the approval process. They have come up with four domains that our work will all align. These will align with other standards to become a better improved system for the ESUs. They plan to have a feedback loop to gather feedback, looking for content and concepts. They would like to have a revised draft back to Committee/Board in October. Then they will gather affiliate feedback. Hoping to have processed finalize in February.

Joint Decision Making Parameters

Committee Chair shared that the Bold Step 2 is to develop standards for joint decision making parameters between ESUCC and NDE. NDE has updated their strategic plan and stakeholder engagement to be more pro-active than reactive.

SIMPL Inventory

Committee Chair shared that they meet occasionally to discuss the SIMPL process. SIMPL allows the system to house all the services ESUs, ESUCC, NDE that we support our schools. Will continue to work during PDO to update the SIMPL services in the system with the most accurate services.

Value-Add Metric

Committee Shared their work with Bold Step 3 is creating a value metric that can support the ESUs mission. This committee will be meeting in the near future. They will use this information to share with Senators to share "our story."

Value Proposition

Committee Chair shared they finalized their work in January 2019. This process created our "elevator speech".

Executive Committee Report

President shared that Executive Committee now includes the FAB Committee so all budget related items will be part of this committee.

Approve Claims, Financials Statements, and Assets for Month of June/July

Board Treasurer reviewed the claims, financials statements, and assets for month of June/July.

Approve Claims, Financials Statements, and Assets for Month of June/July Passed with a motion by Heimann ESU 01 and a second by Wickham ESU 19.

Heimann ESU 01: Yea; DeTurk ESU 02: Yea; Schnoes ESU 03: Yea; Robke ESU 04: Yea; McNiff ESU 05: Yea; Skretta ESU 06: Yea; Polk ESU 07: Yea; Dahl ESU 08: Yea; Harris ESU 09: Yea; Wheelock ESU 10: Yea; Barnes ESU 11: Yea; Dick ESU 13: Yea; Calvert ESU 15: Yea; Paulman ESU 16: Yea; Erickson ESU 17: Yea; Salem ESU 18: Yea; Wickham ESU 19: Yea.

Yea: 17, Nay: 0

Approval of July Expenses to be paid in August.

Board Treasurer reviewed expenses for June/July expenses. total expenses \$469,145.11.

Recommend motion to approve July expenses to be paid in August Passed with a motion by Calvert ESU 15 and a second by Heimann ESU 01.

Heimann ESU 01: Yea; DeTurk ESU 02: Yea; Schnoes ESU 03: Yea; Robke ESU 04: Yea; McNiff ESU 05: Yea; Skretta ESU 06: Yea; Polk ESU 07: Yea; Dahl ESU 08: Yea; Harris ESU 09: Yea; Wheelock ESU 10: Yea; Barnes ESU 11: Yea; Dick ESU 13: Yea; Calvert ESU 15: Yea; Paulman ESU 16: Yea; Erickson ESU 17: Yea; Salem ESU 18: Yea; Wickham ESU 19: Yea.

Yea: 17, Nay: 0

Approve ESUCC Budget for 2019-2020

Recommend approval of the ESUCC budget 2019-2020.

Recommend to recess meeting at 10:00AM for Budget Hearing Passed with a motion by Schnoes ESU 03 and a second by Barnes ESU 11.

Heimann ESU 01: Yea; DeTurk ESU 02: Yea; Schnoes ESU 03: Yea; Robke ESU 04: Yea; McNiff ESU 05: Yea; Skretta ESU 06: Yea; Polk ESU 07: Yea; Dahl ESU 08: Yea; Harris ESU 09: Yea; Wheelock ESU 10: Yea; Barnes ESU 11: Yea; Dick ESU 13: Yea; Calvert ESU 15: Yea; Paulman ESU 16: Yea; Erickson ESU 17: Yea; Salem ESU 18: Yea; Wickham ESU 19: Yea.

Yea: 17, Nay: 0

Board Meeting reconvened at 10:05 AM.

Recommend approval of the ESUCC budget 2019-2020 Passed with a motion by Schnoes ESU 03 and a second by Wickham ESU 19.

Heimann ESU 01: Yea; DeTurk ESU 02: Yea; Schnoes ESU 03: Yea; Robke ESU 04: Yea; McNiff ESU 05: Yea; Skretta ESU 06: Yea; Polk ESU 07: Yea; Dahl ESU 08: Yea; Harris ESU 09: Yea; Wheelock ESU 10: Yea; Barnes ESU 11: Yea; Dick ESU 13: Yea; Calvert ESU 15: Yea; Paulman ESU 16: Yea; Erickson ESU 17: Yea; Salem ESU 18: Yea; Wickham ESU 19: Yea.

Yea: 17, Nay: 0

Approval of FINAL ESM payment before 9/30/19

Per settlement, we must mail the ESM check certified and signature required prior to September 30, 2019 for the amount of \$33,333.34. This will be the final payment for the ESM Settlement. Treasurer explain the last payment for ESM to be mailed before September 30, 20129.

Recommend approval of ESM payment in the amount of \$33,333.34 Passed with a motion by Schnoes ESU 03 and a second by Calvert ESU 15.

Heimann ESU 01: Yea; DeTurk ESU 02: Yea; Schnoes ESU 03: Yea; Robke ESU 04: Yea; McNiff ESU 05: Yea; Skretta ESU 06: Yea; Polk ESU 07: Yea; Dahl ESU 08: Yea; Harris ESU 09: Yea; Wheelock ESU 10: Yea; Barnes ESU 11: Yea; Dick ESU 13: Yea; Calvert ESU 15: Yea; Paulman ESU 16: Yea; Erickson ESU 17: Yea; Salem ESU 18: Yea; Wickham ESU 19: Yea.
Yea: 17, Nay: 0

Approval of other payments prior to September 30, 2019

Board Treasurer explain the expenses that need to be paid in September prior to October board meeting.

Recommend approval of other invoices prior to September 30, 2019 (ION Wave, Equal Level, AESA Dues, InfoBase Learning) Passed with a motion by Erickson ESU 17 and a second by Wickham ESU 19.

Heimann ESU 01: Yea; DeTurk ESU 02: Yea; Schnoes ESU 03: Yea; Robke ESU 04: Yea; McNiff ESU 05: Yea; Skretta ESU 06: Yea; Polk ESU 07: Yea; Dahl ESU 08: Yea; Harris ESU 09: Yea; Wheelock ESU 10: Yea; Barnes ESU 11: Yea; Dick ESU 13: Yea; Calvert ESU 15: Yea; Paulman ESU 16: Yea; Erickson ESU 17: Yea; Salem ESU 18: Yea; Wickham ESU 19: Yea.

Recommend Approval of Union Bank and Trust as the official depository of the ESUCC for 2019-2020

Board Treasurer discussed Union Bank and Trust as the official depository of the ESUCC for 2019-2020.

Recommend Approval of Union Bank and Trust as the official depository of the ESUCC for 2019-2020 Passed with a motion by Dahl ESU 08 and a second by Wheelock ESU 10.

Heimann ESU 01: Yea; DeTurk ESU 02: Yea; Schnoes ESU 03: Yea; Robke ESU 04: Yea; McNiff ESU 05: Yea; Skretta ESU 06: Yea; Polk ESU 07: Yea; Dahl ESU 08: Yea; Harris ESU 09: Yea; Wheelock ESU 10: Yea; Barnes ESU 11: Yea; Dick ESU 13: Yea; Calvert ESU 15: Yea; Paulman ESU 16: Yea; Erickson ESU 17: Yea; Salem ESU 18: Yea; Wickham ESU 19: Yea.

Approval of Executive Director Evaluation Tool

President reviewed the Executive Director Evaluation tool that would be used going forward for the Executive Director evaluation. A review of the timeline for the process was completed.

Approve the Executive Director Evaluation tool to be used for the Executive Director Evaluation Passed with a motion by Polk ESU 07 and a second by McNiff ESU 05.

Heimann ESU 01: Yea; DeTurk ESU 02: Yea; Schnoes ESU 03: Yea; Robke ESU 04: Yea; McNiff ESU 05: Yea; Skretta ESU 06: Yea; Polk ESU 07: Yea; Dahl ESU 08: Yea; Harris ESU 09: Yea; Wheelock ESU 10: Yea; Barnes ESU 11: Yea; Dick ESU 13: Yea; Calvert ESU 15: Yea; Paulman ESU 16: Yea; Erickson ESU 17: Yea; Salem ESU 18: Yea; Wickham ESU 19: Yea.

Approve Home Base for Staff

Committee discussed the location of all ESUCC staff. A document showing locations was shared with the Board. It was noted that some changes will be made in the next few months. Beth Kabes and Rhonda Eis will begin working from home. An updated document will be presented at the next meeting.

Motion to approve home base for staff for 2019-2020 Passed with a motion by Barnes ESU 11

and a second by Dahl ESU 08.

Heimann ESU 01: Yea; Schnoes ESU 03: Yea; Robke ESU 04: Yea; McNiff ESU 05: Yea; Skretta ESU 06: Yea; Polk ESU 07: Yea; Dahl ESU 08: Yea; Harris ESU 09: Yea; Wheelock ESU 10: Yea; Barnes ESU 11: Yea; Dick ESU 13: Yea; Calvert ESU 15: Yea; Paulman ESU 16: Yea; Erickson ESU 17: Yea; Salem ESU 18: Yea; Wickham ESU 19: Yea.

Approval of Attorney 2019-2020

President reviewed with the Board that KSB is our current legal firm and recommend to continue for 2019-2020.

Motion to approve KSB School Law as ESUCC Coordinating council Legal Representative for 2019-2020 Passed with a motion by Schnoes ESU 03 and a second by Dahl ESU 08.

Heimann ESU 01: Yea; Schnoes ESU 03: Yea; Robke ESU 04: Yea; McNiff ESU 05: Yea; Skretta ESU 06: Yea; Polk ESU 07: Yea; Dahl ESU 08: Yea; Harris ESU 09: Yea; Wheelock ESU 10: Yea; Barnes ESU 11: Yea; Dick ESU 13: Yea; Calvert ESU 15: Yea; Paulman ESU 16: Yea; Erickson ESU 17: Yea; Salem ESU 18: Yea; Wickham ESU 19: Yea.

Approve Distance Learning Director for 2019-2020

President shared the need to approve the Distance Education Director each year due to state statute.

Motion to approve Beth Kabes as the Distance Education Director for 2019-2020 Passed with a motion by Dahl ESU 08 and a second by Wheelock ESU 10.

Heimann ESU 01: Yea; Schnoes ESU 03: Yea; Robke ESU 04: Yea; McNiff ESU 05: Yea; Skretta ESU 06: Yea; Polk ESU 07: Yea; Dahl ESU 08: Yea; Harris ESU 09: Yea; Wheelock ESU 10: Yea; Barnes ESU 11: Yea; Dick ESU 13: Yea; Calvert ESU 15: Yea; Paulman ESU 16: Yea; Erickson ESU 17: Yea; Salem ESU 18: Yea; Wickham ESU 19: Yea.

Public Comment

No public comment.

Information Services Committee

Committee Representative shared discussions in committee. Technology hardware has been moved to ESU 3 environment. By hosting our hardware at ESU 3, it will save ESUCC money in the future. Discussed the new upgraded with SRS and issues that staff are currently working through issues. Hoping to have issues address within two weeks. Minh Vu has been hired for the Helpdesk position with additional communications and marketing for all ESUCC added to his job description. ESUCC has been given the next stage of the Innovation grant for 1.5 million for the next two years (\$750,000/year). Scott Isaacson will be the program director as he was with the DETAILS grant. TLT has two special projects/materials acquisition requests that are a part of the MSA. Digital Age Pedagogy is for additional work for OER resources. OverDrive project proposal would provide a professional development library for ESUCC staff. Both proposals will go before the TLT Affiliate next weekend and if approved will be brought back to the ESUCC for approval in October.

Education Resources

Committee Chair gave an updated-on discussions in committee. Discussed the SRS updated system and concerns. Hoping to have the major issues done within a couple of weeks. High Quality Instructional Materials with Cory Epler was discussed. Cory will be asked to present at the next committee meeting. Discussed if these resources align with what is happening within the OER. Please register to attend PDO next week.

Legal Committee

Committee Chair shared discussions in committee. Reviewed COOP contracts to be approved. Staff provided reports to committee. Discussions about LB 519 regarding incentives for Distance Education classes to sunset in 2020. Need review and Senator support. Committee will continue to discuss this within the coming months. Bromm's were present to share thoughts on upcoming legislative session and hearings. Bromm's will continue to meet with Senators and discuss LR63.

Approve Interlocal with City of Ainsworth

Committee Chair shared details on the Interlocal with Ainsworth.

Recommend approval of proposed resolution, upon favorable review by ESUCC attorney Passed with a motion by Barnes ESU 11 and a second by Robke ESU 04.

Heimann ESU 01: Yea; Schnoes ESU 03: Yea; Robke ESU 04: Yea; McNiff ESU 05: Yea; Skretta ESU 06: Yea; Polk ESU 07: Yea; Dahl ESU 08: Yea; Harris ESU 09: Yea; Wheelock ESU 10: Yea; Barnes ESU 11: Yea; Dick ESU 13: Yea; Calvert ESU 15: Yea; Paulman ESU 16: Yea; Erickson ESU 17: Yea; Salem ESU 18: Yea; Wickham ESU 19: Yea.

Approve Contracts/Addendums signed by Executive Director for Months May -August

Committee Chair shared details on contracts that were approved in May-August (Edgenuity, Odysseyware, Impero, Swank).

Approve Contracts/Addendums signed by Executive Director for Months May - August:

Edgenuity, Odysseyware, Impero, Swank Passed with a motion by Barnes ESU 11 and a second by Paulman ESU 16.

Heimann ESU 01: Yea; Schnoes ESU 03: Yea; Robke ESU 04: Yea; McNiff ESU 05: Yea; Skretta ESU 06: Yea; Polk ESU 07: Yea; Dahl ESU 08: Yea; Harris ESU 09: Yea; Wheelock ESU 10: Yea; Barnes ESU 11: Yea; Dick ESU 13: Yea; Calvert ESU 15: Yea; Paulman ESU 16: Yea; Erickson ESU 17: Yea; Salem ESU 18: Yea; Wickham ESU 19: Yea.

Approve Annual Buy Terms and Conditions

Committee Chair shared details on the annual buy bids and terms.

Recommended Motion: Recommend approval of proposed resolution, upon favorable review by ESUCC attorney. Passed with a motion by Barnes ESU 11 and a second by Skretta ESU 06.

Heimann ESU 01: Yea; Schnoes ESU 03: Yea; Robke ESU 04: Yea; McNiff ESU 05: Yea; Skretta ESU 06: Yea; Polk ESU 07: Yea; Dahl ESU 08: Yea; Harris ESU 09: Yea; Wheelock ESU 10: Yea; Barnes ESU 11: Yea; Dick ESU 13: Yea; Calvert ESU 15: Yea; Paulman ESU 16: Yea; Erickson ESU 17: Yea; Salem ESU 18: Yea; Wickham ESU 19: Yea.

Approve Special Buy Agreement with Nearpod

Committee Chair shared details on contract with Nearpod.

Recommended Motion: Recommend approval of proposed resolution, upon favorable review by ESUCC attorney. Passed with a motion by Barnes ESU 11 and a second by Robke ESU 04.

Heimann ESU 01: Yea; Schnoes ESU 03: Yea; Robke ESU 04: Yea; McNiff ESU 05: Yea; Skretta ESU 06: Yea; Polk ESU 07: Yea; Dahl ESU 08: Yea; Harris ESU 09: Yea; Wheelock ESU 10: Yea; Barnes ESU 11: Yea; Dick ESU 13: Yea; Calvert ESU 15: Yea; Paulman ESU 16: Yea; Erickson ESU 17: Yea; Salem ESU 18: Yea; Wickham ESU 19: Yea.

NEW ESU Chief Administrators

President invites new administrators to ask questions of the Board. Executive Assistant to send out committee membership. When does the process for redrawing boundaries start? (November 2020.)

KSB to share the interactive boundaries with ESUCC Board. US Census due December 31, 2020. This is also the time you can change your number of board members. There is a staff member that has certificate that is not renewed but is in que at the Department, can she still provide services? Advise that under they could work under the guidance of a teacher but you cannot pay her. This is also a third-party vendor. Contact Clayton Waddle for more information/help. Discussed the ESU that are at the max of levy. Majority are at the max or close to max. Cash reserves continues to be look at by Senators. Discussed which ESUs cash reserve is at the 50%. It is 50% of budgeted amount. Discussions of who's valuations went down this year. Discussion of who is using cash reserve as part of their budget. Necessary cash reserve is within the allowable limit (less than 50%).

Adjournment

Meeting adjourned at 12:07 PM.

Adjusted Budget, August 2019

	ACCOUNT TITLE	BUDGET	PERIOD EXP	ENCUMBRANCES	YEAR TO DATE ENC + EXP	AVAILABLE	YTD/ BUD	
ESUCC ADMIN	REGULAR SALARIES	\$135,973.00	\$14,762.21	\$0.00	\$127,962.22	\$8,010.78	94.11	
	SOCIAL SECURITY	\$9,845.00	\$892.61	\$0.00	\$7,000.97	\$2,844.03	71.11	
	RETIREMENT	\$13,375.00	\$1,458.18	\$0.00	\$12,639.90	\$735.10	94.5	
	WORK COMP	\$812.00	\$135.40	\$0.00	\$812.40	-\$0.40	100.05	
	LOBBYIST FEES	\$28,700.00	\$0.00	\$0.00	\$27,900.00	\$800.00	97.21	
	ACCOUNTING/AUDIT	\$13,330.00	\$0.00	\$0.00	\$7,620.67	\$5,709.33	57.17	
	FISCAL MANAGEMENT FEE	\$2,500.00	\$412.00	\$0.00	\$2,472.00	\$28.00	98.88	
	LEGAL SERVICES	\$15,050.00	\$1,229.15	\$0.00	\$17,023.11	-\$1,973.11	113.11	
	CONTRACTED SERVICES	\$3,000.00	\$0.00	\$0.00	\$3,000.00	\$0.00	100	
	PROFESSIONAL DEVELOPMENT	\$0.00	\$199.99	\$0.00	\$199.99	-\$199.99	0	
	RENTAL/LEASES	\$4,815.00	\$803.73	\$0.00	\$4,331.87	\$483.13	89.97	
	INSURANCE/BONDS	\$9,999.00	\$6,362.00	\$0.00	\$8,982.00	\$1,017.00	89.83	
	ADVERTISING	\$1,000.00	\$0.00	\$0.00	\$578.54	\$421.46	57.85	
	PRINTING	\$1,000.00	\$187.86	\$0.00	\$883.17	\$116.83	88.32	
	POSTAGE	\$500.00	\$76.77	\$0.00	\$329.68	\$170.32	65.94	
	PHONE	\$600.00	\$137.13	\$0.00	\$548.49	\$51.51	91.42	
	SUPPLIES	\$400.00	\$257.65	\$0.00	\$805.36	-\$405.36	201.34	
	COMPUTER SOFTWARE/LICENSE	\$133.00	\$10.00	\$0.00	\$119.85	\$13.15	90.11	
	COMPUTER HARDWARE	\$0.00	\$454.98	\$0.00	\$3,861.98	-\$3,861.98	0	
	DUES/FEES	\$14,679.00	\$0.00	\$0.00	\$15,080.00	-\$401.00	102.73	
	TRAVEL EXPENSES/MILEAGE	\$20,500.00	\$944.88	\$0.00	\$13,031.47	\$7,468.53	63.57	
	CONFERENCE/CONVENTION/MTG	\$15,350.00	\$2,032.94	\$0.00	\$10,021.29	\$5,328.71	65.29	
			\$291,561.00	\$30,357.48	\$0.00	\$265,204.96	\$26,356.04	90.96%
	COOP	REGULAR SALARIES	\$226,976.00	\$37,014.94	\$0.00	\$226,150.40	\$825.60	99.64
SOCIAL SECURITY		\$14,100.00	\$2,221.15	\$0.00	\$13,496.47	\$603.53	95.72	
RETIREMENT		\$22,414.00	\$3,656.28	\$0.00	\$22,338.77	\$75.23	99.66	
WORK COMP		\$1,362.00	\$226.89	\$0.00	\$1,361.39	\$0.61	99.96	
ACCOUNTING/AUDIT		\$13,330.00	\$0.00	\$0.00	\$7,620.67	\$5,709.33	57.17	
LEGAL SERVICES		\$15,050.00	\$1,229.15	\$0.00	\$17,023.10	-\$1,973.10	113.11	
CONTRACTED SERVICES		\$6,700.00	\$0.00	\$0.00	\$0.00	\$6,700.00	0	
RENTAL/LEASES		\$13,492.00	\$2,249.27	\$0.00	\$14,107.75	-\$615.75	104.56	
INSURANCE/BONDS		\$384.00	\$64.00	\$0.00	\$384.00	\$0.00	100	
ADVERTISING		\$1,000.00	\$0.00	\$0.00	\$0.00	\$1,000.00	0	
PRINTING		\$400.00	\$35.00	\$0.00	\$224.43	\$175.57	56.11	
POSTAGE		\$1,500.00	\$1,402.16	\$0.00	\$1,289.42	\$210.58	85.96	
PHONE		\$1,008.00	\$168.00	\$0.00	\$1,008.00	\$0.00	100	
COMPUTER/INTERNET SERVICE		\$976.00	\$137.30	\$0.00	\$1,086.86	-\$110.86	111.36	
SUPPLIES		\$1,200.00	\$31.28	\$0.00	\$627.31	\$572.69	52.28	
COMPUTER SOFTWARE/LICENSE		\$71,416.00	\$15.00	\$0.00	\$75,373.17	-\$3,957.17	105.54	
COMPUTER HARDWARE		\$2,000.00	\$0.00	\$0.00	\$0.00	\$2,000.00	0	
DUES/FEES		\$3,210.00	\$0.00	\$0.00	\$2,644.75	\$565.25	82.39	
JUDGEMENTS/SETTLEMENTS		\$33,333.00	\$0.00	\$0.00	\$33,333.33	-\$0.33	100	
TRAVEL EXPENSES/MILEAGE		\$9,122.00	\$722.93	\$0.00	\$8,012.00	\$1,110.00	87.83	
CONFERENCE/CONVENTION/MTG		\$6,600.00	\$0.00	\$0.00	\$5,258.48	\$1,341.52	79.67	
PROGRAM PURCHASES	\$562,329.00	\$166,644.64	\$79.65	\$562,328.44	\$0.56	100		
		\$1,007,902.00	\$215,817.99	\$79.65	\$993,668.74	\$14,233.26	98.59%	
SRS	REGULAR SALARIES	\$319,457.00	\$52,012.65	\$0.00	\$315,702.86	\$3,754.14	98.82	
	SOCIAL SECURITY	\$20,692.00	\$3,643.32	\$0.00	\$21,603.07	-\$911.07	104.4	
	RETIREMENT	\$31,549.00	\$4,608.24	\$0.00	\$30,655.00	\$894.00	97.17	
	FLEX SPEND	\$0.00	\$14.00	\$0.00	\$84.00	-\$84.00	0	
	WORK COMP	\$1,916.00	\$318.08	\$0.00	\$1,908.48	\$7.52	99.61	
	ACCOUNTING/AUDIT	\$2,170.00	\$0.00	\$0.00	\$1,240.58	\$929.42	57.17	
	LEGAL SERVICES	\$2,450.00	\$200.10	\$0.00	\$2,771.23	-\$321.23	113.11	
	CONTRACTED SERVICES	\$41,709.00	\$0.00	\$0.00	\$15,355.10	\$26,353.90	36.81	
	RENTAL/LEASES	\$5,299.00	\$1,951.21	\$0.00	\$10,230.72	-\$4,931.72	193.07	
	PRINTING	\$300.00	\$62.50	\$0.00	\$222.31	\$77.69	74.1	
	POSTAGE	\$50.00	\$2.50	\$0.00	\$30.58	\$19.42	61.16	
	PHONE	\$800.00	\$205.69	\$0.00	\$795.46	\$4.54	99.43	
	COMPUTER/INTERNET SERVICE	\$3,588.00	\$823.76	\$0.00	\$7,169.62	-\$3,581.62	199.82	
	SUPPLIES	\$500.00	\$89.90	\$0.00	\$1,276.93	-\$776.93	255.39	
	COMPUTER SOFTWARE/LICENSE	\$1,370.00	\$75.30	\$5,332.79	\$10,855.74	-\$9,485.74	792.39	
	TRAVEL EXPENSES/MILEAGE	\$5,000.00	\$351.48	\$0.00	\$1,864.94	\$3,135.06	37.3	
	PROGRAM PURCHASES	\$0.00	\$0.00	\$0.00	\$1,552.00	-\$1,552.00	0	
			\$436,850.00	\$64,358.73	\$5,332.79	\$423,318.62	\$13,531.38	96.90%
	PROF DEV PD ESU	LEGAL SERVICES	\$1,000.00	\$0.00	\$0.00	\$0.00	\$1,000.00	0
		CONTRACTED SERVICES	\$4,000.00	\$0.00	\$0.00	\$1,500.00	\$2,500.00	37.5
POSTAGE		\$250.00	\$1.00	\$0.00	\$96.43	\$153.57	38.57	
SUPPLIES		\$500.00	\$265.11	\$0.00	\$377.61	\$122.39	75.52	
TRAVEL EXPENSES/MILEAGE		\$1,000.00	\$0.00	\$0.00	\$603.17	\$396.83	60.32	
CONFERENCE/CONVENTION/MTG		\$12,500.00	\$420.84	\$0.00	\$16,306.28	-\$3,806.28	130.45	

		\$19,250.00	\$686.95	\$0.00	\$18,883.49	\$366.51	98.10%
PD NOC	PROFESSIONAL DEVELOPMENT	\$41,000.00	\$0.00	\$0.00	\$5,630.00	\$35,370.00	13.73
	PERIODICALS	\$6,000.00	\$0.00	\$0.00	\$6,384.00	-\$384.00	106.4
	CONFERENCE/CONVENTION/MTG	\$3,050.00	\$0.00	\$0.00	\$1,445.54	\$1,604.46	47.39
		\$50,050.00	\$0.00	\$0.00	\$13,459.54	\$36,590.46	26.89%
PD SDA	PROFESSIONAL DEVELOPMENT	\$16,730.00	\$0.00	\$0.00	\$1,038.00	\$15,692.00	6.2
	CONFERENCE/CONVENTION/MTG	\$12,600.00	\$0.00	\$0.00	\$20,237.92	-\$7,637.92	160.62
		\$29,330.00	\$0.00	\$0.00	\$21,275.92	\$8,054.08	72.54%
PD ESPD	LEGAL SERVICES	\$0.00	\$0.00	\$0.00	\$1,252.50	-\$1,252.50	0
	CONFERENCE/CONVENTION/MTG	\$1,000.00	\$0.00	\$0.00	\$604.73	\$395.27	60.47
		\$1,000.00	\$0.00	\$0.00	\$1,857.23	-\$857.23	185.72%
PD TLT	PROFESSIONAL DEVELOPMENT	\$9,750.00	\$0.00	\$0.00	\$7,808.70	\$1,941.30	80.09
	TRAVEL EXPENSES/MILEAGE	\$1,000.00	\$0.00	\$0.00	\$0.00	\$1,000.00	0
	CONFERENCE/CONVENTION/MTG	\$2,200.00	\$0.00	\$0.00	\$2,876.72	-\$676.72	130.76
		\$12,950.00	\$0.00	\$0.00	\$10,685.42	\$2,264.58	82.51%
CRISIS	CONTRACTED SERVICES	\$60,000.00	\$0.00	\$0.00	\$49,660.53	\$10,339.47	82.77
	PROFESSIONAL DEVELOPMENT	\$15,000.00	\$3,060.91	\$0.00	\$16,734.05	-\$1,734.05	111.56
		\$75,000.00	\$3,060.91	\$0.00	\$66,394.58	\$8,605.42	88.53%
INNOV GEN	REGULAR SALARIES	\$256,483.00	\$38,728.00	\$0.00	\$232,368.05	\$24,114.95	90.6
	SOCIAL SECURITY	\$18,856.00	\$2,877.80	\$0.00	\$16,691.18	\$2,164.82	88.52
	RETIREMENT	\$24,346.00	\$3,825.47	\$0.00	\$22,952.85	\$1,393.15	94.28
	FLEX SPEND	\$137.00	\$28.00	\$0.00	\$168.00	-\$31.00	122.63
	WORK COMP	\$1,344.00	\$232.42	\$0.00	\$1,394.52	-\$50.52	103.76
	CONTRACTED SERVICES	\$71,704.00	\$16,266.75	\$0.00	\$65,066.97	\$6,637.03	90.74
	TRAVEL EXPENSES/MILEAGE	\$21,266.00	\$0.00	\$0.00	\$665.95	\$20,600.05	3.13
		\$394,136.00	\$61,958.44	\$0.00	\$339,307.52	\$54,828.48	86.09%
INNOV SIMPL	CONTRACTED SERVICES	\$43,032.00	\$1,360.50	\$0.00	\$24,049.87	\$18,982.13	55.89
	TRAVEL EXPENSES/MILEAGE	\$9,126.00	\$55.78	\$0.00	\$256.51	\$8,869.49	2.81
		\$52,158.00	\$1,416.28	\$0.00	\$24,306.38	\$27,851.62	46.60%
INNOV TECH	CONTRACTED SERVICES	\$108,375.00	\$0.00	\$0.00	\$58,633.50	\$49,741.50	54.1
	PROFESSIONAL DEVELOPMENT	\$6,750.00	\$0.00	\$0.00	\$0.00	\$6,750.00	0
	SUPPLIES	\$4,998.00	\$1.00	\$0.00	\$7.35	\$4,990.65	0.15
	COMPUTER HARDWARE	\$70,000.00	\$23,571.19	\$23.50	\$32,213.69	\$37,786.31	46.02
	TRAVEL EXPENSES/MILEAGE	\$19,200.00	\$128.75	\$0.00	\$2,371.26	\$16,828.74	12.35
		\$209,323.00	\$23,700.94	\$23.50	\$93,225.80	\$116,097.20	44.54%
INNOV AAP	CONTRACTED SERVICES	\$25,480.00	\$14,752.15	\$0.00	\$156,118.10	-\$130,638.10	612.71
	PROFESSIONAL DEVELOPMENT	\$6,713.00	\$0.00	\$0.00	\$1,750.00	\$4,963.00	26.07
	SUPPLIES	\$499.00	\$0.50	\$0.00	\$6.79	\$492.21	1.36
	TRAVEL EXPENSES/MILEAGE	\$21,649.00	\$0.00	\$0.00	\$4,087.00	\$17,562.00	18.88
		\$54,341.00	\$14,752.65	\$0.00	\$161,961.89	-\$107,620.89	298.05%
INNOV BLENDED	CONTRACTED SERVICES	\$49,980.00	\$0.00	\$0.00	\$0.00	\$49,980.00	0
	PROFESSIONAL DEVELOPMENT	\$0.00	\$911.50	\$0.00	\$911.50	-\$911.50	0
	SUPPLIES	\$3,734.00	\$2.50	\$0.00	\$11.64	\$3,722.36	0.31
	COMPUTER SOFTWARE/LICENSE	\$210.00	\$0.00	\$0.00	\$0.00	\$210.00	0
	COMPUTER HARDWARE	\$853.00	\$0.00	\$0.00	\$0.00	\$853.00	0
	TRAVEL EXPENSES/MILEAGE	\$20,195.00	\$774.80	\$0.00	\$11,427.11	\$8,767.89	56.58
		\$74,972.00	\$1,688.80	\$0.00	\$12,350.25	\$62,621.75	16.47%
INNOV NROC	CONTRACTED SERVICES	\$150,000.00	\$0.00	\$0.00	\$135,000.00	\$15,000.00	90
	SUPPLIES	\$4,999.00	\$0.00	\$0.00	\$5.38	\$4,993.62	0.11
	COMPUTER SOFTWARE/LICENSE	\$500.00	\$0.00	\$0.00	\$0.00	\$500.00	0
	COMPUTER HARDWARE	\$2,000.00	\$0.00	\$0.00	\$0.00	\$2,000.00	0
	TRAVEL EXPENSES/MILEAGE	\$8,244.00	\$0.00	\$0.00	\$4,775.30	\$3,468.70	57.92
	CONFERENCE/CONVENTION/MTG	\$3,231.00	\$0.00	\$0.00	\$5,809.63	-\$2,578.63	179.81
		\$168,974.00	\$0.00	\$0.00	\$145,590.31	\$23,383.69	86.16%
IMAT	REGULAR SALARIES	\$74,206.00	\$11,390.28	\$0.00	\$73,214.60	\$991.40	98.66
	SOCIAL SECURITY	\$5,332.00	\$794.34	\$0.00	\$4,969.58	\$362.42	93.2

RETIREMENT	\$7,323.00	\$1,125.11	\$0.00	\$7,231.99	\$91.01	98.76
WORK COMP	\$445.00	\$74.14	\$0.00	\$444.84	\$0.16	99.96
ACCOUNTING/AUDIT	\$1,085.00	\$0.00	\$0.00	\$620.29	\$464.71	57.17
LEGAL SERVICES	\$1,225.00	\$100.05	\$0.00	\$1,385.60	-\$160.60	113.11
CONTRACTED SERVICES	\$750.00	-\$3,500.00	\$0.00	\$5,250.00	-\$4,500.00	700
RENTAL/LEASES	\$4,952.00	\$301.70	\$0.00	\$5,077.30	-\$125.30	102.53
POSTAGE	\$50.00	\$1.00	\$0.00	\$18.29	\$31.71	36.58
COMPUTER/INTERNET SERVICE	\$2,150.00	\$268.66	\$0.00	\$2,276.66	-\$126.66	105.89
SUPPLIES	\$50.00	\$0.00	\$0.00	\$115.80	-\$65.80	231.6
COMPUTER SOFTWARE/LICENSE	\$342.00	\$5.00	\$0.00	\$5.00	\$337.00	1.46
TRAVEL EXPENSES/MILEAGE	\$2,600.00	\$192.03	\$0.00	\$1,677.09	\$922.91	64.5
PROGRAM PURCHASES	\$139,174.00	\$675.00	\$0.00	\$139,173.27	\$0.73	100
	\$239,684.00	\$11,427.31	\$0.00	\$241,460.31	-\$1,776.31	100.74%

DEC	REGULAR SALARIES	\$183,081.00	\$24,812.48	\$0.00	\$177,299.95	\$5,781.05	96.84
	SOCIAL SECURITY	\$12,786.00	\$1,586.36	\$0.00	\$10,705.47	\$2,080.53	83.73
	RETIREMENT	\$18,044.00	\$2,450.92	\$0.00	\$17,513.30	\$530.70	97.06
	WORK COMP	\$1,096.00	\$182.90	\$0.00	\$1,097.40	-\$1.40	100.13
	ACCOUNTING/AUDIT	\$1,085.00	\$0.00	\$0.00	\$620.29	\$464.71	57.17
	LEGAL SERVICES	\$1,225.00	\$100.05	\$0.00	\$1,385.62	-\$160.62	113.11
	CONTRACTED SERVICES	\$12,500.00	\$6,500.00	\$0.00	\$8,775.26	\$3,724.74	70.2
	RENTAL/LEASES	\$5,752.00	\$560.89	\$0.00	\$5,126.72	\$625.28	89.13
	PRINTING	\$500.00	\$0.00	\$0.00	\$30.13	\$469.87	6.03
	POSTAGE	\$100.00	\$1.00	\$0.00	\$7.22	\$92.78	7.22
	PHONE	\$0.00	\$68.56	\$0.00	\$274.23	-\$274.23	0
	COMPUTER/INTERNET SERVICE	\$2,079.00	\$243.20	\$0.00	\$2,081.70	-\$2.70	100.13
	SUPPLIES	\$500.00	\$0.00	\$0.00	\$1,773.51	-\$1,273.51	354.7
	PERIODICALS	\$250.00	\$0.00	\$0.00	\$0.00	\$250.00	0
	COMPUTER SOFTWARE/LICENSE	\$328.00	\$10.00	\$0.00	\$69.51	\$258.49	21.19
	COMPUTER HARDWARE	\$21,621.00	\$0.00	\$0.00	\$25,985.00	-\$4,364.00	120.18
	DUES/FEES	\$310.00	\$0.00	\$0.00	\$125.00	\$185.00	40.32
	TRAVEL EXPENSES/MILEAGE	\$5,000.00	\$397.82	\$0.00	\$2,133.99	\$2,866.01	42.68
	CONFERENCE/CONVENTION/MTG	\$4,131.00	\$2,554.96	\$0.00	\$3,357.70	\$773.30	81.28
	PROGRAM PURCHASES	\$0.00	\$3,330.99	\$0.00	\$3,330.99	-\$3,330.99	0
		\$270,388.00	\$42,800.13	\$0.00	\$261,692.99	\$8,695.01	96.78%
		\$3,387,869.00	\$472,026.61	\$5,435.94	\$3,094,643.95	\$293,225.05	91.34%



NEBRASKA AUDITOR OF PUBLIC ACCOUNTS

Charlie Janssen
State Auditor

Charlie.Janssen@nebraska.gov

PO Box 98917
State Capitol, Suite 2303
Lincoln, Nebraska 68509
402-471-2111, FAX 402-471-3301
www.auditors.nebraska.gov

July 31, 2019

Kraig Lofquist
Executive Director
Educational Service Unit Coordinating Council
6949 South 110th Street
LaVista, NE 68128

Dear Mr. Lofquist:

In accordance with Neb. Rev. Stat. Section 84-304, the Auditor of Public Accounts will conduct the fiscal year 2019 and the fiscal year 2020 Educational Service Unit Coordinating Council (ESUCC) audits. Neb. Rev. Stat. Section 84-304 states in part, "To examine or cause to be examined, at the expense of the political subdivision, when the Auditor of Public Accounts determines such examination necessary ..."

This letter will serve as official notice to ESUCC that the Auditor of Public Accounts will be conducting the ESUCC Audit for fiscal year 2019 and fiscal year 2020.


We will conduct our audit in accordance with generally accepted auditing standards United States of America and Government Auditing Standards issued by the Comptroller General of the United States. Those standards require that we plan and perform the audit to obtain reasonable assurance about whether the financial statements are free of material misstatement. An audit includes examining, on a test basis, evidence supporting the amounts and disclosures in the financial statements. An audit also includes assessing the accounting principles used and significant estimates made by management, as well as evaluating the overall financial statement presentation. It should be understood that the responsibility for the preparation of financial statements, including adequate disclosure, is that of the management of ESUCC. Our responsibility is to express an opinion on the financial statements based on our audit.

As part of our audit, we will make an assessment of control risk relating to your internal control structure to the extent we consider necessary as required by generally accepted auditing standards. Under these standards, the purpose of such assessment is to establish a basis for reliance on the internal control structure in determining the nature, timing and extent of auditing procedures that are necessary for expressing an opinion on the financial statements.

An audit includes procedures designed to provide reasonable assurance that errors and irregularities that would have a material effect on the financial statements would be detected. Because of the inherent limitations of an audit, together with the inherent limitations of internal control, an unavoidable risk exists that some material misstatements may not be detected, even though the audit is properly planned and performed in accordance with GAGAS. Accordingly, a material misstatement may remain undetected.

Likewise, in making our audit, we will be aware of the possibility that illegal acts may have occurred. However, it should be recognized such audit cannot be expected to provide assurance illegal acts will be detected.

The establishment of an internal control structure is an important responsibility of management. Appropriate supervisory review procedures are necessary to provide reasonable assurance that adopted policies and prescribed procedures are adhered to and to detect and correct errors and irregularities or illegal acts in a timely manner.



Our audit is not specifically designed and cannot be relied upon to disclose reportable conditions and/or material weaknesses in the internal control structure. However, during the audit, if we become aware of such reportable conditions and/or material weaknesses in the internal control structure, or ways that we believe management practices can be improved, we will communicate them to you.

May we remind you, the responsibility for the preparation of financial statements, including adequate disclosure, is that of the ESUCC's management. This includes adequate disclosures, the maintenance of adequate accounting policies, and the safeguarding of the assets of the State. As a part of our audit process, we will request from management written confirmation concerning representations made to us in connection with the audit.

We understand that you will provide us with your financial statements, footnotes, and supporting documentation, which should include all journal entries, recorded. The financial statements and supporting documentation should be prepared in accordance with auditing standards.


At the conclusion of our audit or audits, we plan on issuing the following reports:

- a report on the financial statements of the ESUCC, on a cash basis;
- a report on the internal control structure based solely on our consideration of the structure made as a part of the audit of the financial statements; and
- a report on compliance with laws and regulations that may have a material effect on the financial statements.

The APA's fee for this service will be sufficient to cover the costs of our work (approximately \$76.00/hour for Managers and \$33.00/hour for audit staff). At this time, we anticipate the total fee will not exceed \$25,000.00 (approximately 700 hours). The APA will bill when the work is completed. The ESUCC will submit payments to the APA accordingly. No additional charges will be made for routine inquiries or requests for information. The fee quoted above is for a financial statement audit, and does not include any bookkeeping or special requests by ESUCC.

A copy of the latest quality control review for the Nebraska Auditor of Public Accounts can be found at: http://www.auditors.nebraska.gov/About_Us/APA%20_Review_Files/2016_NSAA_APA_Peer_Review.pdf. We appreciate this opportunity to be of service and believe this letter accurately summarizes the scope of the audit services to be provided.

Sincerely,



Mary Avery
Special Audits and Finance Manager
Phone 402-471-3686
mary.avery@nebraska.gov

EFINANCE - POWERSCHOOL
DATE: 09/11/2019
TIME: 13:50:04

ESU COORDINATING COUNCIL
PRINT COMBINING BALANCE SHEET

PAGE NUMBER: 1
STATMN81

SELECTION CRITERIA: ALL
ACCOUNTING PERIOD: 12/19

FUND GROUP - - GENERAL FUND				
ACCOUNT - - - - -	TITLE - - - - -		DEBITS	CREDITS
09000	CASH		1,008,844.04	.00
TOTAL	CASH		1,008,844.04	.00
09296	PRE-PAID POSTAGE		895.63	.00
TOTAL	PRE-PAID POSTAGE		895.63	.00
TOTAL	ASSETS		1,009,739.67	.00
09401	ACCOUNTS PAYABLE		.00	40.05
TOTAL	ACCOUNTS PAYABLE		.00	40.05
TOTAL	LIABILITIES		.00	40.05
TOTAL	REV CONT		.00	2,839,622.82
TOTAL	EXP CONT		3,089,208.01	.00
TOTAL	RES FOR ENC		.00	5,435.94
TOTAL	ENC CONT		5,435.94	.00
TOTAL	REV BUD CONTL		5,327,266.00	.00
TOTAL	EXP BUD CONT		.00	5,327,266.00
TOTAL	FUND BALANCE		.00	1,259,284.81
TOTAL	EQUITIES		8,421,909.95	9,431,609.57
TOTAL	REPORT		9,431,649.62	9,431,649.62



P.O. Box 82535 · Lincoln, NE 68501-2535 · ubt.com · Member FDIC

6310 0300 OO RP 31 08312019 NNNNNN 01 006497 0022

NEBRASKA EDUCATIONAL SERVICE
 UNIT COORDINATING COUNCIL
 DBA COOPERATIVE PURCHASING
 1292 E 4TH ST
 AINSWORTH NE 69210-1225

08-30-2019 10:19

UBT CO 0820 01-19



Union Bank & Trust
 238 East 4th Street
 Ainsworth NE 69210

TELEPHONE: 402-387-1350

Is your contact information up to date? Help us reach you, protect your identity, and let you know about new services and features. To review and update your contact information; stop by your local branch or contact us at www.ubt.com/help.

BASIC BUSINESS ACCOUNT 20611699

DESCRIPTION	DEBITS	CREDITS	DATE	BALANCE
BALANCE LAST STATEMENT			07/31/19	52,317.94
DEPOSIT		1,269.25	08/01/19	53,587.19
NPAIT Sweep Purchase	2,000.00		08/02/19	51,587.19
NPAIT Sweep Purchase	1,000.00		08/05/19	50,587.19
Cincinnati Insur INS.PREM 1000120530	950.00		08/05/19	49,637.19
CHECK # 14697	500.00		08/05/19	49,137.19
NPAIT Sweep Redemption		1,000.00	08/06/19	50,137.19
DEPOSIT		5,481.78	08/07/19	55,618.97
DEPOSIT		1,056.75	08/08/19	56,675.72
CHECK # 14752	237.22		08/08/19	56,438.50
CHECK # 14737	103,063.89		08/08/19	46,625.39-
NPAIT Sweep Redemption		98,000.00	08/09/19	51,374.61
SYSCO PAYMENTS 059CA000030712		13.47	08/12/19	51,388.08
NPAIT Sweep Purchase	1,000.00		08/12/19	50,388.08
CHECK # 14740	515.11		08/12/19	49,872.97
CHECK # 14744	1,220.00		08/12/19	48,652.97
CHECK # 14755	4,800.00		08/12/19	43,852.97
NPAIT Sweep Redemption		7,000.00	08/13/19	50,852.97
SYSCO PAYMENTS 061CA000210117		607.91	08/13/19	51,460.88
CHECK # 14746	1.84		08/13/19	51,459.04
CHECK # 14751	139.30		08/13/19	51,319.74
CHECK # 14764	191.98		08/13/19	51,127.76
CHECK # 14757	200.00		08/13/19	50,927.76



UBT
Union Bank & Trust

Account Number: 20611699

Statement Date: 08/30/2019

NEBRASKA EDUCATIONAL SERVICE
UNIT COORDINATING COUNCIL
DBA COOPERATIVE PURCHASING

BASIC BUSINESS ACCOUNT 20611699

DESCRIPTION	DEBITS	CREDITS	DATE	BALANCE
CHECK # 14758	414.22		08/13/19	50,513.54
CHECK # 14763	636.46		08/13/19	49,877.08
CHECK # 14747	750.00		08/13/19	49,127.08
CHECK # 14754	867.72		08/13/19	48,259.36
CHECK # 14738	1,115.11		08/13/19	47,144.25
CHECK # 14745	2,090.78		08/13/19	45,053.47
CHECK # 14739	5,375.00		08/13/19	39,678.47
CHECK # 14741	16,266.25		08/13/19	23,412.22
NPAIT Sweep Redemption		27,000.00	08/14/19	50,412.22
CHECK # 14759	55.00		08/14/19	50,357.22
CHECK # 14749	470.00		08/14/19	49,887.22
CHECK # 14748	523.50		08/14/19	49,363.72
CHECK # 14742	3,330.99		08/14/19	46,032.73
CHECK # 14760	23,156.97		08/14/19	22,875.76
NPAIT Sweep Redemption		28,000.00	08/15/19	50,875.76
DEPOSIT		73,848.87	08/15/19	124,724.63
CHECK # 14761	38.21		08/15/19	124,686.42
CHECK # 14679	56.13		08/15/19	124,630.29
CHECK # 14753	133.40		08/15/19	124,496.89
NPAIT Sweep Purchase	1,000.00		08/16/19	123,496.89
DEPOSIT		3,823.31	08/19/19	127,320.20
DEPOSIT		25,545.08	08/19/19	152,865.28
NPAIT Sweep Purchase	73,000.00		08/19/19	79,865.28
VISA PAYMENT 486551XXXX8112	503.27		08/19/19	79,362.01
VISA PAYMENT 486551XXXX0305	1,019.95		08/19/19	78,342.06
CHECK # 14762	162,354.39		08/19/19	84,012.33-
DEPOSIT		3,697.24	08/20/19	80,315.09-
NPAIT Sweep Redemption		163,000.00	08/20/19	82,684.91
APDIRDEP ESU 11 Accounts payable direct deposit		873.31	08/20/19	83,558.22
DEPOSIT		2,034.51	08/21/19	85,592.73
NPAIT Sweep Purchase	29,000.00		08/21/19	56,592.73
CHECK # 14743	2,938.53		08/21/19	53,654.20
NPAIT Sweep Purchase	1,000.00		08/22/19	52,654.20
DEPOSIT		15,512.53	08/23/19	68,166.73
NPAIT Sweep Purchase	2,000.00		08/23/19	66,166.73
DEPOSIT		1,575.00	08/26/19	67,741.73
CHECK # 14618	90.00		08/26/19	67,651.73
CHECK # 14756	9,952.15		08/26/19	57,699.58
NPAIT Sweep Purchase	6,000.00		08/27/19	51,699.58
CHECK # 14694	500.00		08/27/19	51,199.58



* * * C O N T I N U E D * * *



Account Number: 20611699

Statement Date: 08/30/2019

NEBRASKA EDUCATIONAL SERVICE
 UNIT COORDINATING COUNCIL
 DBA COOPERATIVE PURCHASING

BASIC BUSINESS ACCOUNT 20611699

DESCRIPTION	DEBITS	CREDITS	DATE	BALANCE
NPAIT Sweep Purchase	1,000.00		08/28/19	50,199.58
CHECK # 14776	341.89		08/28/19	49,857.69
DEPOSIT		85.00	08/29/19	49,942.69
NPAIT Sweep Redemption		1,000.00	08/29/19	50,942.69
VISA PAYMENT 486551XXXXX8112	28.75		08/29/19	50,913.94
VISA PAYMENT 486551XXXXX8120	76.29		08/29/19	50,837.65
VISA PAYMENT 486551XXXXX0305	3,957.19		08/29/19	46,880.46
NPAIT Sweep Redemption		4,000.00	08/30/19	50,880.46
BALANCE THIS STATEMENT			08/30/19	50,880.46
TOTAL CREDITS (22)	464,424.01	MINIMUM BALANCE		84,012.33-
TOTAL DEBITS (48)	465,861.49	AVG AVAILABLE BALANCE		53,790.77
		AVERAGE BALANCE		58,245.96



YOUR CHECKS SEQUENCED

DATE...CHECK #.....AMOUNT	DATE...CHECK #.....AMOUNT	DATE...CHECK #.....AMOUNT
08/26 14618* 90.00	08/12 14744 1,220.00	08/26 14756 9,952.15
08/15 14679* 56.13	08/13 14745 2,090.78	08/13 14757 200.00
08/27 14694* 500.00	08/13 14746 1.84	08/13 14758 414.22
08/05 14697* 500.00	08/13 14747 750.00	08/14 14759 55.00
08/08 14737 103,063.89	08/14 14748 523.50	08/14 14760 23,156.97
08/13 14738 1,115.11	08/14 14749* 470.00	08/15 14761 38.21
08/13 14739 5,375.00	08/13 14751 139.30	08/19 14762 162,354.39
08/12 14740 515.11	08/08 14752 237.22	08/13 14763 636.46
08/13 14741 16,266.25	08/15 14753 133.40	08/13 14764* 191.98
08/14 14742 3,330.99	08/13 14754 867.72	08/28 14776 341.89
08/21 14743 2,938.53	08/12 14755 4,800.00	

(*) INDICATES A GAP IN CHECK NUMBER SEQUENCE

CHECKING ACCOUNT DEPOSIT
UBT
 Union Bank & Trust

DATE: 8/1/19

NAME: ESUCC

ACCOUNT NUMBER: 20611699

TOTAL DEPOSIT: \$ 1269.25

MEMORANDUM: [Table with columns for date, amount, and description]

8/1/2019 \$1,269.25 0

TranDt=08/01/19-Inst=UNION BANK & TRUST COMPANY
 RINum=>104910795<-ItemNum=000193830060

TranDt=08/01/19-Inst=UNION BANK & TRUST COMPANY
 RINum=>104910795<-ItemNum=000193830060

8/1/2019 \$1,269.25 0

CHECKING ACCOUNT DEPOSIT
UBT
 Union Bank & Trust

DATE: AUG 7 2019

NAME: Edi Custody Bond

ACCOUNT NUMBER: 20611699

TOTAL DEPOSIT: \$ 5481.78

MEMORANDUM: [Table with columns for date, amount, and description]

8/7/2019 \$5,481.78 0

TranDt=08/07/19-Inst=UNION BANK & TRUST COMPANY
 RINum=>104910795<-ItemNum=000193525809

TranDt=08/07/19-Inst=UNION BANK & TRUST COMPANY
 RINum=>104910795<-ItemNum=000193525809

8/7/2019 \$5,481.78 0

CHECKING ACCOUNT DEPOSIT
UBT
 Union Bank & Trust

DATE: 8/8/19

NAME: ESUCC

ACCOUNT NUMBER: 20611699

TOTAL DEPOSIT: \$ 1056.75

MEMORANDUM: [Table with columns for date, amount, and description]

8/8/2019 \$1,056.75 0

TranDt=08/08/19-Inst=UNION BANK & TRUST COMPANY
 RINum=>104910795<-ItemNum=000193831301

TranDt=08/08/19-Inst=UNION BANK & TRUST COMPANY
 RINum=>104910795<-ItemNum=000193831301

8/8/2019 \$1,056.75 0

CHECKING ACCOUNT DEPOSIT
UBT
 Union Bank & Trust

DATE: Aug 15 2019

NAME: Edi Custody Bond

ACCOUNT NUMBER: 20611699

TOTAL DEPOSIT: \$ 73848.87

MEMORANDUM: [Table with columns for date, amount, and description]

8/15/2019 \$73,848.87 0

TranDt=08/15/19-Inst=UNION BANK & TRUST COMPANY
 RINum=>104910795<-ItemNum=000193527202

TranDt=08/15/19-Inst=UNION BANK & TRUST COMPANY
 RINum=>104910795<-ItemNum=000193527202

8/15/2019 \$73,848.87 0

CHECKING ACCOUNT DEPOSIT
UBT
 Union Bank & Trust

DATE: Aug 19 2019

NAME: Edi Custody Bond

ACCOUNT NUMBER: 20611699

TOTAL DEPOSIT: \$ 3823.31

MEMORANDUM: [Table with columns for date, amount, and description]

8/19/2019 \$3,823.31 0

TranDt=08/19/19-Inst=UNION BANK & TRUST COMPANY
 RINum=>104910795<-ItemNum=000193626879

TranDt=08/19/19-Inst=UNION BANK & TRUST COMPANY
 RINum=>104910795<-ItemNum=000193626879

8/19/2019 \$3,823.31 0

CHECKING ACCOUNT DEPOSIT
UBT
 Union Bank & Trust

DATE: Aug 19 2019

NAME: Edi Custody Bond

ACCOUNT NUMBER: 20611699

TOTAL DEPOSIT: \$ 25545.08

MEMORANDUM: [Table with columns for date, amount, and description]

8/19/2019 \$25,545.08 0

TranDt=08/19/19-Inst=UNION BANK & TRUST COMPANY
 RINum=>104910795<-ItemNum=000193626857

TranDt=08/19/19-Inst=UNION BANK & TRUST COMPANY
 RINum=>104910795<-ItemNum=000193626857

8/19/2019 \$25,545.08 0

Nebraska ESU Coordinating Council
1292 East 4th Street
Answorth, NE 68210

Union Bank & Trust Company
Answorth Branch
228 East 4th St.
Answorth, Nebraska 68210

CHECK DATE: 07/20/19 CHECK NO.: 14694

AMOUNT: \$*****500.00*

BY THE SUM OF *****500* DOLLARS AND *00* CENTS

TO THE ORDER OF: AARON D. DELHAY
10634 WILDERNESS WAY
ADAMS NE 68101

PRESIDENT: *Leslie Auer*
TREASURER: *Leslie Auer*

⑆00014694⑆ ⑆104910795⑆ 2061 1699⑆

8/27/2019 \$5500.00 14694

Nebraska ESU Coordinating Council
1292 East 4th Street
Answorth, NE 68210

Union Bank & Trust Company
Answorth Branch
228 East 4th St.
Answorth, Nebraska 68210

CHECK DATE: 07/10/19 CHECK NO.: 14697

AMOUNT: \$*****500.00*

BY THE SUM OF *****500* DOLLARS AND *00* CENTS

TO THE ORDER OF: ANDREW DANIEL EASTON

PRESIDENT: *Leslie Auer*
TREASURER: *Leslie Auer*

⑆00014697⑆ ⑆104910795⑆ 2061 1699⑆

8/5/2019 \$5500.00 14697

Nebraska ESU Coordinating Council
1292 East 4th Street
Answorth, NE 68210

Union Bank & Trust Company
Answorth Branch
228 East 4th St.
Answorth, Nebraska 68210

CHECK DATE: 08/07/19 CHECK NO.: 14737

AMOUNT: \$**103,063.89*

BY THE SUM OF ****103063* DOLLARS AND *89* CENTS

TO THE ORDER OF: ESU 17
207 NORTH MAIN STREET
ANSWORTH NE 68210

PRESIDENT: *Leslie Auer*
TREASURER: *Leslie Auer*

⑆00014737⑆ ⑆104910795⑆ 2061 1699⑆

8/8/2019 \$1103,063.89 14737

Nebraska ESU Coordinating Council
1292 East 4th Street
Answorth, NE 68210

Union Bank & Trust Company
Answorth Branch
228 East 4th St.
Answorth, Nebraska 68210

CHECK DATE: 08/07/19 CHECK NO.: 14738

AMOUNT: \$*****115.11*

BY THE SUM OF *****115* DOLLARS AND *11* CENTS

TO THE ORDER OF: TOTALFOIMS
PO BOX 6813
CAROL STREAM IL 60197-6813

PRESIDENT: *Leslie Auer*
TREASURER: *Leslie Auer*

⑆00014738⑆ ⑆104910795⑆ 2061 1699⑆

8/13/2019 \$1,115.11 14738

Nebraska ESU Coordinating Council
1292 East 4th Street
Answorth, NE 68210

Union Bank & Trust Company
Answorth Branch
228 East 4th St.
Answorth, Nebraska 68210

CHECK DATE: 08/07/19 CHECK NO.: 14739

AMOUNT: \$*****375.00*

BY THE SUM OF *****375* DOLLARS AND *00* CENTS

TO THE ORDER OF: THE CINCINNATI INSURANCE COMPANY
PO BOX 145620
CINCINNATI OH 45250-5620

PRESIDENT: *Leslie Auer*
TREASURER: *Leslie Auer*

⑆00014739⑆ ⑆104910795⑆ 2061 1699⑆

8/13/2019 \$55,375.00 14739

Nebraska ESU Coordinating Council
1292 East 4th Street
Answorth, NE 68210

Union Bank & Trust Company
Answorth Branch
228 East 4th St.
Answorth, Nebraska 68210

CHECK DATE: 08/07/19 CHECK NO.: 14740

AMOUNT: \$*****515.11*

BY THE SUM OF *****515* DOLLARS AND *11* CENTS

TO THE ORDER OF: BISHOP BUSINESS
4325 S. 94TH STREET
OMAHA NE 68127

PRESIDENT: *Leslie Auer*
TREASURER: *Leslie Auer*

⑆00014740⑆ ⑆104910795⑆ 2061 1699⑆

8/12/2019 \$515.11 14740

Nebraska ESU Coordinating Council
1292 East 4th Street
Answorth, NE 68210

Union Bank & Trust Company
Answorth Branch
228 East 4th St.
Answorth, Nebraska 68210

CHECK DATE: 08/07/19 CHECK NO.: 14741

AMOUNT: \$*****266.25*

BY THE SUM OF *****266* DOLLARS AND *25* CENTS

TO THE ORDER OF: RMC RESEARCH CORPORATION
1501 WILSON BLVD SUITE 400
ARLINGTON VA 22209

PRESIDENT: *Leslie Auer*
TREASURER: *Leslie Auer*

⑆00014741⑆ ⑆104910795⑆ 2061 1699⑆

8/13/2019 \$16,266.25 14741

Nebraska ESU Coordinating Council
1292 East 4th Street
Answorth, NE 68210

Union Bank & Trust Company
Answorth Branch
228 East 4th St.
Answorth, Nebraska 68210

CHECK DATE: 08/07/19 CHECK NO.: 14742

AMOUNT: \$*****330.99*

BY THE SUM OF *****330* DOLLARS AND *99* CENTS

TO THE ORDER OF: BLACKBOARD
PO BOX 200164
PITTSBURGH PA 15251-0164

PRESIDENT: *Leslie Auer*
TREASURER: *Leslie Auer*

⑆00014742⑆ ⑆104910795⑆ 2061 1699⑆

8/14/2019 \$3,330.99 14742

Nebraska ESU Coordinating Council
1292 East 4th Street
Answorth, NE 68210

Union Bank & Trust Company
Answorth Branch
228 East 4th St.
Answorth, Nebraska 68210

CHECK DATE: 08/07/19 CHECK NO.: 14743

AMOUNT: \$*****938.53*

BY THE SUM OF *****938* DOLLARS AND *53* CENTS

TO THE ORDER OF: ESU 3
6949 SOUTH 110TH STREET
OMAHA NE 68128-5722

PRESIDENT: *Leslie Auer*
TREASURER: *Leslie Auer*

⑆00014743⑆ ⑆104910795⑆ 2061 1699⑆

8/21/2019 \$2,938.53 14743

Nebraska ESU Coordinating Council
1292 East 4th Street
Answorth, NE 68210

Union Bank & Trust Company
Answorth Branch
228 East 4th St.
Answorth, Nebraska 68210

CHECK DATE: 08/07/19 CHECK NO.: 14744

AMOUNT: \$*****1,220.00*

BY THE SUM OF *****1220* DOLLARS AND *00* CENTS

TO THE ORDER OF: ESU 5
900 WEST COURT
BEATRICE NE 68310

PRESIDENT: *Leslie Auer*
TREASURER: *Leslie Auer*

⑆00014744⑆ ⑆104910795⑆ 2061 1699⑆

8/12/2019 \$1,220.00 14744

Nebraska ESU Coordinating Council
1292 East 4th Street
Answorth, NE 68210

Union Bank & Trust Company
Answorth Branch
228 East 4th St.
Answorth, Nebraska 68210

CHECK DATE: 08/07/19 CHECK NO.: 14745

AMOUNT: \$*****2,090.78*

BY THE SUM OF *****2090* DOLLARS AND *78* CENTS

TO THE ORDER OF: ESU 10
PO BOX 850
KENANEY NE 68848-0850

PRESIDENT: *Leslie Auer*
TREASURER: *Leslie Auer*

⑆00014745⑆ ⑆104910795⑆ 2061 1699⑆

8/13/2019 \$2,090.78 14745

Nebraska ESU Coordinating Council
1292 East 4th Street
Answorth, NE 68210

Union Bank & Trust Company
Answorth Branch
228 East 4th St.
Answorth, Nebraska 68210

CHECK DATE: 08/07/19 CHECK NO.: 14746

AMOUNT: \$*****1.84*

BY THE SUM OF ****** DOLLARS AND *84* CENTS

TO THE ORDER OF: ESU 11
PO BOX 858
HOLBROOK NE 68969

PRESIDENT: *Leslie Auer*
TREASURER: *Leslie Auer*

⑆00014746⑆ ⑆104910795⑆ 2061 1699⑆

8/13/2019 \$1.84 14746



Nebraska ESU Coordinating Council
1292 East 4th Street
Ainsworth, NE 68210

Union Bank & Trust Company
Ainsworth Branch
228 East 4th St.
Ainsworth, Nebraska 68210

CHECK DATE: 08/07/19 CHECK NO.: 14747

AMOUNT: \$*****750.00*

BY THE SUM OF *****750* DOLLARS AND *NO* CENTS

TO THE ORDER OF: DAVID CITY PUBLIC SCHOOLS
750 D STREET
DAVID CITY NE 68632

PRESIDENT: *[Signature]*
TREASURER: *[Signature]*

#00014747# #104910795# 2061 1699#

8/13/2019 \$750.00 14747

Nebraska ESU Coordinating Council
1292 East 4th Street
Ainsworth, NE 68210

Union Bank & Trust Company
Ainsworth Branch
228 East 4th St.
Ainsworth, Nebraska 68210

CHECK DATE: 08/07/19 CHECK NO.: 14748

AMOUNT: \$*****523.50*

BY THE SUM OF *****523* DOLLARS AND *50* CENTS

TO THE ORDER OF: SOUTHEAST COMMUNITY COLLEGE
SCC BUSINESS OFFICE, ROOM V122
8800 O STREET
LINCOLN NE 68520

PRESIDENT: *[Signature]*
TREASURER: *[Signature]*

#00014748# #104910795# 2061 1699#

8/14/2019 \$523.50 14748

Nebraska ESU Coordinating Council
1292 East 4th Street
Ainsworth, NE 68210

Union Bank & Trust Company
Ainsworth Branch
228 East 4th St.
Ainsworth, Nebraska 68210

CHECK DATE: 08/07/19 CHECK NO.: 14749

AMOUNT: \$*****470.00*

BY THE SUM OF *****470* DOLLARS AND *00* CENTS

TO THE ORDER OF: COMFORT INN SUITES
331 NORTH COTNER
LINCOLN NE 68505

PRESIDENT: *[Signature]*
TREASURER: *[Signature]*

#00014749# #104910795# 2061 1699#

8/14/2019 \$470.00 14749

Nebraska ESU Coordinating Council
1292 East 4th Street
Ainsworth, NE 68210

Union Bank & Trust Company
Ainsworth Branch
228 East 4th St.
Ainsworth, Nebraska 68210

CHECK DATE: 08/07/19 CHECK NO.: 14751

AMOUNT: \$*****139.30*

BY THE SUM OF *****139* DOLLARS AND *30* CENTS

TO THE ORDER OF: DEN HEALICKS
13906 WOODMERE AVE
OMAHA NE 68144

PRESIDENT: *[Signature]*
TREASURER: *[Signature]*

#00014751# #104910795# 2061 1699#

8/13/2019 \$139.30 14751

Nebraska ESU Coordinating Council
1292 East 4th Street
Ainsworth, NE 68210

Union Bank & Trust Company
Ainsworth Branch
228 East 4th St.
Ainsworth, Nebraska 68210

CHECK DATE: 08/07/19 CHECK NO.: 14752

AMOUNT: \$*****237.22*

BY THE SUM OF *****237* DOLLARS AND *22* CENTS

TO THE ORDER OF: PRISCILLA QUIFFANA
PO BOX 16
LONG PINE NE 69217

PRESIDENT: *[Signature]*
TREASURER: *[Signature]*

#00014752# #104910795# 2061 1699#

8/8/2019 \$237.22 14752

Nebraska ESU Coordinating Council
1292 East 4th Street
Ainsworth, NE 68210

Union Bank & Trust Company
Ainsworth Branch
228 East 4th St.
Ainsworth, Nebraska 68210

CHECK DATE: 08/07/19 CHECK NO.: 14753

AMOUNT: \$*****133.40*

BY THE SUM OF *****133* DOLLARS AND *40* CENTS

TO THE ORDER OF: RHODA EIS
321 BELLWOOD DRIVE
BEATRICE NE 68320

PRESIDENT: *[Signature]*
TREASURER: *[Signature]*

#00014753# #104910795# 2061 1699#

8/15/2019 \$133.40 14753

Nebraska ESU Coordinating Council
1292 East 4th Street
Ainsworth, NE 68210

Union Bank & Trust Company
Ainsworth Branch
228 East 4th St.
Ainsworth, Nebraska 68210

CHECK DATE: 08/07/19 CHECK NO.: 14754

AMOUNT: \$*****867.72*

BY THE SUM OF *****867* DOLLARS AND *72* CENTS

TO THE ORDER OF: BETH KARES
PO BOX 172
CRESTON NE 68633

PRESIDENT: *[Signature]*
TREASURER: *[Signature]*

#00014754# #104910795# 2061 1699#

8/13/2019 \$867.72 14754

Nebraska ESU Coordinating Council
1292 East 4th Street
Ainsworth, NE 68210

Union Bank & Trust Company
Ainsworth Branch
228 East 4th St.
Ainsworth, Nebraska 68210

CHECK DATE: 08/07/19 CHECK NO.: 14755

AMOUNT: \$*****4,800.00*

BY THE SUM OF *****4800* DOLLARS AND *NO* CENTS

TO THE ORDER OF: MARKSOFIT LLC
2272 DOME PLACE
FREMONT CA 94539

PRESIDENT: *[Signature]*
TREASURER: *[Signature]*

#00014755# #104910795# 2061 1699#

8/12/2019 \$4,800.00 14755

Nebraska ESU Coordinating Council
1292 East 4th Street
Ainsworth, NE 68210

Union Bank & Trust Company
Ainsworth Branch
228 East 4th St.
Ainsworth, Nebraska 68210

CHECK DATE: 08/07/19 CHECK NO.: 14756

AMOUNT: \$*****9,952.15*

BY THE SUM OF *****952* DOLLARS AND *15* CENTS

TO THE ORDER OF: FORWARD FORCE LLC
TUDOR TAYLOR
12117 HIGHLAND MAY
BRANDENBURG FL 34422

PRESIDENT: *[Signature]*
TREASURER: *[Signature]*

#00014756# #104910795# 2061 1699#

8/26/2019 \$9,952.15 14756

Nebraska ESU Coordinating Council
1292 East 4th Street
Ainsworth, NE 68210

Union Bank & Trust Company
Ainsworth Branch
228 East 4th St.
Ainsworth, Nebraska 68210

CHECK DATE: 08/07/19 CHECK NO.: 14757

AMOUNT: \$*****200.00*

BY THE SUM OF *****200* DOLLARS AND *NO* CENTS

TO THE ORDER OF: PATRICIA JEFFERS
1500 JACKSON
STEVEY NE 69162

PRESIDENT: *[Signature]*
TREASURER: *[Signature]*

#00014757# #104910795# 2061 1699#

8/13/2019 \$200.00 14757

Nebraska ESU Coordinating Council
1292 East 4th Street
Ainsworth, NE 68210

Union Bank & Trust Company
Ainsworth Branch
228 East 4th St.
Ainsworth, Nebraska 68210

CHECK DATE: 08/07/19 CHECK NO.: 14758

AMOUNT: \$*****414.22*

BY THE SUM OF *****414* DOLLARS AND *22* CENTS

TO THE ORDER OF: EAGLE TECHNOLOGIES
124 INDIANA AVENUE
SALIDA KS 67101

PRESIDENT: *[Signature]*
TREASURER: *[Signature]*

#00014758# #104910795# 2061 1699#

8/13/2019 \$414.22 14758

Nebraska ESU Coordinating Council
1292 East 4th Street
Ainsworth, NE 68210

Union Bank & Trust Company
Ainsworth Branch
228 East 4th St.
Ainsworth, Nebraska 68210

CHECK DATE: 08/07/19 CHECK NO.: 14759

AMOUNT: \$*****55.00*

BY THE SUM OF *****55* DOLLARS AND *NO* CENTS

TO THE ORDER OF: JOURNEYED.COM INC.
ACCOUNTS RECEIVABLE
PO BOX 732359
DALLAS TX 75273-2357

PRESIDENT: *[Signature]*
TREASURER: *[Signature]*

#00014759# #104910795# 2061 1699# #000005500#

8/14/2019 \$55.00 14759



Nebraska ESU Coordinating Council
1292 East 4th Street
Ainsworth, NE 68210

Union Bank & Trust Company
Ainsworth Branch
238 East 4th St.
Ainsworth, Nebraska 68210

CHECK DATE: 08/07/19 CHECK NO: 14760
AMOUNT: \$223,156.97

BY THE SUM OF *****231,56* DOLLARS AND *97* CENTS

TO THE ORDER OF: JOHNSHEED.COM INC.
ACCOUNTS RECEIVABLE
PO BOX 732357
DALLAS TX 75273-2357

PRESIDENT: *Walden Acker*
TREASURER: *Walden Acker*

00014763 ⑆104910795⑆ 2061 1699⑆ ⑆0002315697⑆

8/14/2019 \$223,156.97 14760

Nebraska ESU Coordinating Council
1292 East 4th Street
Ainsworth, NE 68210

Union Bank & Trust Company
Ainsworth Branch
238 East 4th St.
Ainsworth, Nebraska 68210

CHECK DATE: 08/07/19 CHECK NO: 14761
AMOUNT: \$38.21

BY THE SUM OF *****38* DOLLARS AND *21* CENTS

TO THE ORDER OF: INNOVATIVE OFFICE SOLUTIONS
PO BOX 84040
STOCK FALLS SD 57118-4040

PRESIDENT: *Walden Acker*
TREASURER: *Walden Acker*

00014763 ⑆104910795⑆ 2061 1699⑆ ⑆000000003821⑆

8/15/2019 \$38.21 14761

Nebraska ESU Coordinating Council
1292 East 4th Street
Ainsworth, NE 68210

Union Bank & Trust Company
Ainsworth Branch
238 East 4th St.
Ainsworth, Nebraska 68210

CHECK DATE: 08/07/19 CHECK NO: 14762
AMOUNT: \$162,354.39

BY THE SUM OF *****162,354* DOLLARS AND *39* CENTS

TO THE ORDER OF: SECURITY
5600 77 CENTER DRIVE, SUITE 350
CHARLOTTE NC 28217

PRESIDENT: *Walden Acker*
TREASURER: *Walden Acker*

00014763 ⑆104910795⑆ 2061 1699⑆ ⑆0000000016235439⑆

8/19/2019 \$162,354.39 14762

Nebraska ESU Coordinating Council
1292 East 4th Street
Ainsworth, NE 68210

Union Bank & Trust Company
Ainsworth Branch
238 East 4th St.
Ainsworth, Nebraska 68210

CHECK DATE: 08/07/19 CHECK NO: 14763
AMOUNT: \$636.46

BY THE SUM OF *****636* DOLLARS AND *46* CENTS

TO THE ORDER OF: LMI ITS COMMUNICATION CENTER
211 MH
LENCOLH
LENCOLH NE 68588-0512

PRESIDENT: *Walden Acker*
TREASURER: *Walden Acker*

00014763 ⑆104910795⑆ 2061 1699⑆ ⑆0000000063646⑆

8/13/2019 \$636.46 14763

Nebraska ESU Coordinating Council
1292 East 4th Street
Ainsworth, NE 68210

Union Bank & Trust Company
Ainsworth Branch
238 East 4th St.
Ainsworth, Nebraska 68210

CHECK DATE: 08/07/19 CHECK NO: 14764
AMOUNT: \$191.98

BY THE SUM OF *****191* DOLLARS AND *98* CENTS

TO THE ORDER OF: CRAIG PETERSON
312 KEOFFLE ST
BERTRAND NE 68927

PRESIDENT: *Walden Acker*
TREASURER: *Walden Acker*

00014763 ⑆104910795⑆ 2061 1699⑆ ⑆0000000019198⑆

8/13/2019 \$191.98 14764

Nebraska ESU Coordinating Council
1292 East 4th Street
Ainsworth, NE 68210

Union Bank & Trust Company
Ainsworth Branch
238 East 4th St.
Ainsworth, Nebraska 68210

CHECK DATE: 08/28/19 CHECK NO: 14776
AMOUNT: \$341.89

BY THE SUM OF *****341* DOLLARS AND *89* CENTS

TO THE ORDER OF: TRISCILLA QUINTANA
PO BOX 16
LONG PINE NE 69217

PRESIDENT: *Walden Acker*
TREASURER: *Walden Acker*

00014763 ⑆104910795⑆ 2061 1699⑆ ⑆0000000034189⑆

8/28/2019 \$341.89 14776





Nebraska Public Agency Investment Trust

Account Statement

August 1, 2019 to August 31, 2019

08/30/2019 10:10

NEBRASKA ESU COORDINATING COUNCIL
1292 E 4TH ST
AINSWORTH, NE 69210-1225

NPAIT
PO BOX 82529
Lincoln, NE 68501
Toll Free: (800) 640-8817
Local: (402) 323-1615

Account Number: XXXXX5-001

Fund Summary

	<u>PRICE PER SHARE</u>	<u>SHARES OWNED</u>	<u>MARKET VALUE</u>
Nebraska Public Agency Investment Trust XXXXX5-001	\$1.00	1,084,791.76	\$1,084,791.76

Transaction Summary

Nebraska Public Agency Investment Trust
XXXXX5-001

<u>TRADE DATE</u>	<u>SETTLEMENT DATE</u>	<u>TRANSACTION DESCRIPTION</u>	<u>SHARES</u>	<u>AMOUNT</u>
8/1/2019		Beginning Shares Balance	1,294,966.24	\$1,294,966.24
8/2/2019	8/2/2019	Purchase	2,000.00	\$2,000.00
8/5/2019	8/5/2019	Purchase	1,000.00	\$1,000.00
8/6/2019	8/6/2019	Redemption	(1,000.00)	(\$1,000.00)
8/9/2019	8/9/2019	Redemption	(98,000.00)	(\$98,000.00)
8/12/2019	8/12/2019	Purchase	1,000.00	\$1,000.00
8/13/2019	8/13/2019	Redemption	(7,000.00)	(\$7,000.00)
8/14/2019	8/14/2019	Redemption	(27,000.00)	(\$27,000.00)
8/15/2019	8/15/2019	Redemption	(28,000.00)	(\$28,000.00)
8/16/2019	8/16/2019	Purchase	1,000.00	\$1,000.00
8/19/2019	8/19/2019	Purchase	73,000.00	\$73,000.00
8/20/2019	8/20/2019	Redemption	(163,000.00)	(\$163,000.00)
8/21/2019	8/21/2019	Purchase	29,000.00	\$29,000.00
8/22/2019	8/22/2019	Purchase	1,000.00	\$1,000.00
8/23/2019	8/23/2019	Purchase	2,000.00	\$2,000.00
8/27/2019	8/27/2019	Purchase	6,000.00	\$6,000.00
8/28/2019	8/28/2019	Purchase	1,000.00	\$1,000.00
8/29/2019	8/29/2019	Redemption	(1,000.00)	(\$1,000.00)
8/30/2019	8/30/2019	Interest	1,825.52	\$1,825.52
8/30/2019	8/30/2019	Redemption	(4,000.00)	(\$4,000.00)
Total :			1,084,791.76	\$1,084,791.76

Nebraska Public Agency Investment Trust
Account Statement

August 1, 2019 to August 31, 2019

NEBRASKA ESU COORDINATING COUNCIL
1292 E 4TH ST
AINSWORTH, NE 69210-1225

NPAIT
PO BOX 82529
LINCOLN, NE 68501
TOLL FREE: (800) 640-8817
LOCAL: (402) 323-1615

Account Number: XXXXX5-001

Rate Summary


Nebraska Public Agency Investment Trust

XXXXX5-001

<u>DATE</u>		<u>SHARES</u>
8/1/2019	1.849%	1,294,966.2400
8/2/2019	1.811%	1,296,966.2400
8/3/2019	1.811%	1,296,966.2400
8/4/2019	1.811%	1,296,966.2400
8/5/2019	1.784%	1,297,966.2400
8/6/2019	1.762%	1,296,966.2400
8/7/2019	1.759%	1,296,966.2400
8/8/2019	1.751%	1,296,966.2400
8/9/2019	1.768%	1,198,966.2400
8/10/2019	1.768%	1,198,966.2400
8/11/2019	1.768%	1,198,966.2400
8/12/2019	1.771%	1,199,966.2400
8/13/2019	1.775%	1,192,966.2400
8/14/2019	1.766%	1,165,966.2400
8/15/2019	1.777%	1,137,966.2400
8/16/2019	1.749%	1,138,966.2400
8/17/2019	1.749%	1,138,966.2400
8/18/2019	1.749%	1,138,966.2400
8/19/2019	1.729%	1,211,966.2400
8/20/2019	1.736%	1,048,966.2400
8/21/2019	1.736%	1,077,966.2400
8/22/2019	1.731%	1,078,966.2400
8/23/2019	1.735%	1,080,966.2400
8/24/2019	1.735%	1,080,966.2400
8/25/2019	1.735%	1,080,966.2400
8/26/2019	1.748%	1,080,966.2400
8/27/2019	1.725%	1,086,966.2400
8/28/2019	1.726%	1,087,966.2400
8/29/2019	1.719%	1,086,966.2400
8/30/2019	1.520%	1,084,791.7600
8/31/2019	1.520%	1,084,791.7600

Weighted Monthly Average

1.747%



August 2019 Bank Reconciliation:

Beginning Bank Balance: \$1,347,284.18

Cleared Deposits/Cash Receipts: \$ 135,424.01

Deposits \$ 22,964.23

Journal Entries \$ 112,459.78

Interest Earned: \$ 1,825.52

Cleared Checks/Payments: \$ 348,861.49

Payments Cleared \$ 348,861.49


Ending Bank Balance: \$1,135,672.22

Reconciliation Completed By:  9/11/19

Reconciliation Reviewed By: _____



Purge Save Reconcile Report Search



Date: 09/11/2019 Period: 1/20

Bank Statement Information

Bank Account * UNION BANK AND TRUST
 Statement Begin Date * 08/01/2019 Beginning Balance * 1,347,284.18
 Statement End Date * 08/31/2019 Ending Balance * 1,135,672.22

Interest/Fees

Date * 08/31/2019 Complete
 Period * 12 Interest Earned * 1,825.52
 Year * 2019 Fees Charged * 0.00

Deposits **Payments** Journal Entries Adjustments Voids

Payments

Clear	Check Type	Check Date	Check Num...	Name	Amount	Cleared Date
<input type="checkbox"/>	Manual	08/28/2019	14778	WADE FRUHLING	351.48	
<input type="checkbox"/>	Manual	08/28/2019	14779	INNOVATIVE OFFICE SOLUTIONS	23.92	
<input type="checkbox"/>	Manual	08/28/2019	14780	SECURLY	3,540.25	
<input type="checkbox"/>	Manual	08/28/2019	EFT00118	CINCINNATI INSURANCE COMPANY	12.00	
<input checked="" type="checkbox"/>	Manual	08/28/2019	EFT00119	UNION BANK & TRUST COMPANY	4,062.23	
<input type="checkbox"/>	Manual	08/29/2019	14781	KSB SCHOOL LAW	2,858.50	

Transaction Totals

Deposits 132,507.91
 Payments 475,689.67
 Journal Entries 122,458.10
 Book Balance 1,128,386.04
 Bank Ending Balance 1,135,672.22 ✓

Cleared Amounts

Bank Beginning Balance 1,347,284.18 ✓
 Deposits 22,964.23 -
 Payments 348,861.49 -
 Journal Entries 112,459.78 -
 Adjustments Debits 0.00
 Adjustments Credits 0.00
 Interest Earned 1,825.52 -
 Fees Charged 0.00
 Reconciled Ending Balance 1,135,672.22 ✓

Uncleared Amounts

Deposits 109,543.68
 Payments 126,828.18
 Journal Entries 9,998.32
 Difference 0.00 ✓

EFINANCE - POWERSCHOOL
DATE: 09/11/2019
TIME: 11:04:56

ESU COORDINATING COUNCIL
BANK ACCOUNT RECONCILIATION REPORT
DEPOSITS LIST

PAGE NUMBER: 1
BNKACCTRCN
BANK ACCOUNT: UNION BANK AND TRUST

BANK ACCOUNT: UNION BANK AND TRUST

STATEMENT BEGIN DATE: 08/01/2019
STATEMENT END DATE: 08/31/2019

BEGINNING BALANCE: 1,347,284.18 INTEREST EARNED: 1,825.52
ENDING BALANCE: 1,135,672.22 FEES CHARGED: 0.00

CLEARED	DATE	RECEIPT	AMOUNT	DESCRIPTION	CONTROL NUMBER
DEPOSIT: BLANK		07/20/2015			
N	08/25/2015		232.60	COOP SYSCO ADMIN FEES	072015PQ
N	08/25/2015		232.60	COOP SYSCO ADMIN FEES	072015PQ
N	08/25/2015		886.59	COOP SYSCO ADMIN FEES	072415PQ
N	08/25/2015		886.59	COOP SYSCO ADMIN FEES	072415PQ
N	08/16/2016		180.61	COOP	071916PQ
N	08/16/2016		180.61	COOP	071916PQ
N	10/03/2016		8,846.97	COOP SYSCO ADMIN FEE	091316PQ
N	10/03/2016		8,846.97	COOP SYSCO ADMIN FEE	091316PQ
N	10/03/2016		31.58	COOP SYSCO ADMIN FEE	091616PQ
N	10/03/2016		31.58	COOP SYSCO ADMIN FEE	091616PQ
N	05/04/2017		355.87	COOP SYSCO ADMIN FEE	041817PQ
N	05/04/2017		355.87	COOP SYSCO ADMIN FEE	041817PQ
N	05/04/2017		12,217.50	COOP SYSCO ADMIN FEE	042117PQ
N	05/04/2017		12,217.50	COOP SYSCO ADMIN FEE	042117PQ
N	10/04/2018		177.20	COOP SYSCO ADMIN FEE	100418PQ
N	10/04/2018		1,362.44	COOP VOSS LIGHTING ADMIN	100418PQ
N	10/04/2018		177.20	COOP SYSCO ADMIN FEE	100418PQ
N	10/04/2018		1,362.44	COOP VOSS LIGHTING ADMIN	100418PQ
N	10/11/2018		2,043.18	COOP INTERLINE ADMIN FEE	101118PQ
N	10/11/2018		2,043.18	COOP INTERLINE ADMIN FEE	101118PQ
N	10/12/2018		1,555.17	COOP SYSCO ADMIN FEE	100918PQ
N	10/12/2018		1,555.17	COOP SYSCO ADMIN FEE	100918PQ
N	10/16/2018		46.88	COOP INSIGHT ADMIN FEE	101518PQ
N	10/16/2018		51.66	COOP MIDWEST SHOP ADM FEE	101518PQ
N	10/16/2018		608.51	COOP NATIONAL BUS FURNITU	101518PQ
N	10/16/2018		46.88	COOP INSIGHT ADMIN FEE	101518PQ
N	10/16/2018		51.66	COOP MIDWEST SHOP ADM FEE	101518PQ
N	10/16/2018		608.51	COOP NATIONAL BUS FURNITU	101518PQ
N	10/23/2018		1.85	COOP ETA HAND2MIND ADM FE	102218PQ
N	10/23/2018		100.32	COOP MACKIN ADMIN FEE	102218PQ
N	10/23/2018		5.50	COOP PARTAC ADMIN FEE	102218PQ
N	10/23/2018		20.00	CRISIS TRAINING, J PALMER	102218PQ
N	10/23/2018		1.85	COOP ETA HAND2MIND ADM FE	102218PQ
N	10/23/2018		100.32	COOP MACKIN ADMIN FEE	102218PQ
N	10/23/2018		5.50	COOP PARTAC ADMIN FEE	102218PQ
N	10/23/2018		20.00	CRISIS TRAINING, J PALMER	102218PQ
N	10/24/2018		6,951.75	COOP SCHOOL SPECIALTY	102418PQ
N	10/24/2018		6,951.75	COOP SCHOOL SPECIALTY	102418PQ
N	10/31/2018		13,996.49	COOP SYSCO ADMIN FEE	102318PQ
N	10/31/2018		13,996.49	COOP SYSCO ADMIN FEE	102318PQ
N	10/31/2018		1,742.18	COOP DUDE SOLUTIONS ADM F	102618PQ
N	10/31/2018		1,742.18	COOP DUDE SOLUTIONS ADM F	102618PQ
N	10/31/2018		70.00	COOP SCHOOLOGY ADMIN FEE	102918PQ
N	10/31/2018		70.00	COOP SCHOOLOGY ADMIN FEE	102918PQ
N	06/27/2019		3,286.99	COOP JOURNEY ED ADM FEE	051019PQ
N	06/27/2019		3,286.99	COOP JOURNEY ED ADM FEE	051019PQ
Y	08/21/2019		3,009.38	COOP QUILL ADMIN FEE	080719PQ
Y	08/21/2019		2,172.40	COOP SCHOOLOGY ADMIN FEE	080719PQ
Y	08/21/2019		13.47	COOP SYSCO ADMIN FEE	081219PQ
Y	08/21/2019		607.91	COOP SYSCO ADMIN FEE	081319PQ
Y	08/21/2019		7,190.87	COOP CDWG ADMIN FEE	081519PQ

EFINANCE - POWERSCHOOL
DATE: 09/11/2019
TIME: 11:04:56

ESU COORDINATING COUNCIL
BANK ACCOUNT RECONCILIATION REPORT
DEPOSITS LIST

PAGE NUMBER: 2
BNKACTRCN
BANK ACCOUNT: UNION BANK AND TRUST

BANK ACCOUNT: UNION BANK AND TRUST

STATEMENT BEGIN DATE: 08/01/2019
STATEMENT END DATE: 08/31/2019

BEGINNING BALANCE: 1,347,284.18 INTEREST EARNED: 1,825.52
ENDING BALANCE: 1,135,672.22 FEES CHARGED: 0.00

CLEARED	DATE	RECEIPT	AMOUNT	DESCRIPTION	CONTROL NUMBER
Y	08/21/2019		47.34	COOP HAND2MIND ADMIN FEE	081519PQ
Y	08/21/2019		6,340.43	COOP JOURNEY ED ADMIN FEE	081519PQ
Y	08/22/2019		758.50	COOP SECURLY - RIVERSIDE	081919PQ
Y	08/22/2019		2,823.93	COOP INTERNLINE ADMIN FEE	082019PQ
DEPOSIT: BLANK	08/20/2019		132,507.91		
TOTAL DEPOSITS			132,507.91		
TOTAL CLEARED DEPOSITS			22,964.23		
TOTAL UNCLEARED DEPOSITS			109,543.68		

EFINANCE - POWERSCHOOL
 DATE: 09/11/2019
 TIME: 11:04:56

ESU COORDINATING COUNCIL
 BANK ACCOUNT RECONCILIATION REPORT
 JOURNAL ENTRIES LIST

PAGE NUMBER: 5
 BNKACCTRCN
 BANK ACCOUNT: UNION BANK AND TRUST

BANK ACCOUNT: UNION BANK AND TRUST

STATEMENT BEGIN DATE: 08/01/2019
 STATEMENT END DATE: 08/31/2019

BEGINNING BALANCE: 1,347,284.18
 ENDING BALANCE: 1,135,672.22
 INTEREST EARNED: 1,825.52
 FEES CHARGED: 0.00

CLEARED	DATE	JE NUMBER	AMOUNT	DESCRIPTION	CONTROL NO	JE DESCRIPTION
N	08/25/2015	BANKREC	11.17	RECONCILIATION INTEREST	20150731	
N	04/30/2016	BANKREC	92.84	RECONCILIATION INTEREST	20160430	
N	08/16/2016	BANKREC	156.42	RECONCILIATION INTEREST	20160731	
N	09/02/2016	BANKREC	122.29	RECONCILIATION INTEREST	20160831	
N	10/03/2016	BANKREC	145.94	RECONCILIATION INTEREST	20160930	
N	12/02/2016	BANKREC	189.30	RECONCILIATION INTEREST	20161130	
N	05/04/2017	BANKREC	344.59	RECONCILIATION INTEREST	20170430	
N	10/31/2018	BANKREC	2,301.12	RECONCILIATION INTEREST	20181031	
N	03/12/2019	BANKREC	2,420.30	RECONCILIATION INTEREST	20190228	
N	06/27/2019	BANKREC	2,004.74	RECONCILIATION INTEREST	20190531	
Y	08/21/2019	122	1,269.25	RECEIVABLE-RC- 080119PQ	080119PQ	
Y	08/21/2019	123	300.00	RECEIVABLE-RC- 080719PQ	080719PQ	
Y	08/21/2019	124	1,056.75	RECEIVABLE-RC- 080819PQ	080819PQ	
Y	08/21/2019	125	60,226.48	RECEIVABLE-RC- 081519PQ	081519PQ	
Y	08/21/2019	126	43.75	RECEIVABLE-RC- 081519PQ	081519PQ	
Y	08/22/2019	127	24,786.58	RECEIVABLE-RC- 081919PQ	081919PQ	
Y	08/22/2019	128	3,823.31	RECEIVABLE-RC- 081919PQ	081919PQ	
Y	08/22/2019	129	873.31	RECEIVABLE-RC- 082019PQ	082019PQ	
Y	08/22/2019	130	2,034.51	RECEIVABLE-RC- 082119PQ	082119PQ	
Y	08/23/2019	131	15,512.53	RECEIVABLE-RC- 082319PQ	082319PQ	
Y	08/23/2019	132	873.31	RECEIVABLE-RC- 082319PQ	082319PQ	
Y	08/26/2019	135	1,575.00	RECEIVABLE-RC- 082619PQ	082619PQ	
N	08/26/2019	BANKREC	2,209.61	RECONCILIATION INTEREST	20190731	
Y	08/29/2019	136	85.00	RECEIVABLE-RC- 082919PQ	082919PQ	

TOTAL JOURNAL ENTRIES 122,458.10
 TOTAL CLEARED JOURNAL ENTRIES 112,459.78
 TOTAL UNCLEARED JOURNAL ENTRIES 9,998.32

ESU COORDINATING COUNCIL
 BANK ACCOUNT RECONCILIATION REPORT
 BNKACCTRCN
 BANK ACCOUNT: UNION BANK AND TRUST
 PAGE NUMBER: 3

BANK ACCOUNT: UNION BANK AND TRUST

STATEMENT BEGIN DATE: 08/01/2019
 STATEMENT END DATE: 08/31/2019
 ENDING BALANCE: 1,347,284.18
 INTEREST EARNED: 1,135,672.22
 FEES CHARGED: 1,825.52
 0.00

CHECKED	CHECK DATE	CHECK NUMBER	AMOUNT	CHECK TYPE	CLEAR DATE	VENDOR	VENDOR NAME
Y	05/08/2019	14618	90.00	MANUAL	08/31/2019	1389	NIORARA LODGE
N	07/10/2019	14666	2,145.93	MANUAL		1057	ESU 3
N	07/10/2019	14675	94.00	MANUAL		1462	HOLIDAY INN EXPRESS - CHADRON
Y	07/10/2019	14679	56.13	MANUAL	08/31/2019	1087	RHONDA EIS
Y	07/10/2019	14694	500.00	MANUAL	08/31/2019	1464	AARON D. DELHAY
Y	07/10/2019	14697	500.00	MANUAL	08/31/2019	1466	ANDREW DANIEL EASTON
N	07/10/2019	14703	300.00	MANUAL		1472	CRYSTAL BAUERMEISTER
Y	08/07/2019	14737	103,063.89	MANUAL	08/31/2019	1064	ESU 17
Y	08/07/2019	14738	1,115.11	MANUAL	08/31/2019	1049	TOTALFUNDS
Y	08/07/2019	14739	5,375.00	MANUAL	08/31/2019	1043	THE CINCINNATI INSURANCE COMPANY
Y	08/07/2019	14740	515.11	MANUAL	08/31/2019	1050	BISHOP BUSINESS
Y	08/07/2019	14741	16,266.25	MANUAL	08/31/2019	1054	RMC RESEARCH CORPORATION
Y	08/07/2019	14742	3,330.99	MANUAL	08/31/2019	1006	BLACKBOARD
Y	08/07/2019	14743	2,938.53	MANUAL	08/31/2019	1057	ESU 3
Y	08/07/2019	14744	1,220.00	MANUAL	08/31/2019	1150	ESU 5
Y	08/07/2019	14745	2,090.78	MANUAL	08/31/2019	1067	ESU 10
Y	08/07/2019	14746	1.84	MANUAL	08/31/2019	1108	ESU 11
Y	08/07/2019	14747	750.00	MANUAL	08/31/2019	1333	DAVID CITY PUBLIC SCHOOLS
Y	08/07/2019	14748	523.50	MANUAL	08/31/2019	1501	SOUTHEAST COMMUNITY COLLEGE
Y	08/07/2019	14749	470.00	MANUAL	08/31/2019	1387	COMFORT INN SITES
N	08/07/2019	14750	188.00	MANUAL	08/31/2019	1403	HAMPTON INN SIDNEY
Y	08/07/2019	14751	139.30	MANUAL	08/31/2019	1061	DEB HERICKS
Y	08/07/2019	14752	237.22	MANUAL	08/31/2019	1076	PRISCILLA QUINTANA
Y	08/07/2019	14753	133.40	MANUAL	08/31/2019	1087	RHONDA EIS
Y	08/07/2019	14754	867.72	MANUAL	08/31/2019	1314	BETH KABES
Y	08/07/2019	14755	4,800.00	MANUAL	08/31/2019	1444	MARKESORT LLC
Y	08/07/2019	14756	9,952.15	MANUAL	08/31/2019	1441	FORWARD FORCE LLC
Y	08/07/2019	14757	200.00	MANUAL	08/31/2019	1443	PATRICIA JEFFERS
Y	08/07/2019	14758	414.22	MANUAL	08/31/2019	1460	EAGLE TECHNOLOGIES
Y	08/07/2019	14759	55.00	MANUAL	08/31/2019	1397	JOURNEYED.COM INC.
Y	08/07/2019	14760	23,156.97	MANUAL	08/31/2019	1397	JOURNEYED.COM INC.
Y	08/07/2019	14761	38.21	MANUAL	08/31/2019	1131	INNOVATIVE OFFICE SOLUTIONS
Y	08/07/2019	14762	162,354.39	MANUAL	08/31/2019	1442	SECURLY
Y	08/07/2019	14763	636.46	MANUAL	08/31/2019	1431	UNL ITS COMMUNICATION CENTER
Y	08/07/2019	14764	191.98	MANUAL	08/31/2019	1101	CRAIG PETERSON
Y	08/07/2019	EFT00116	950.00	MANUAL	08/31/2019	1043	THE CINCINNATI INSURANCE COMPANY
Y	08/07/2019	EFT00117	1,523.22	MANUAL	08/31/2019	1039	UNION BANK & TRUST COMPANY
N	08/28/2019	14765	108,895.28	MANUAL		1064	ESU 17
N	08/28/2019	14766	25.00	MANUAL		1209	CINCINNATI INSURANCE COMPANY
N	08/28/2019	14767	56.12	MANUAL		1049	TOTALFUNDS
N	08/28/2019	14768	223.93	MANUAL		1196	MALFINANCE
N	08/28/2019	14769	179.80	MANUAL		1226	PUBLICATION PRINTING OF NEBRASKA
N	08/28/2019	14770	636.46	MANUAL		1431	UNL ITS COMMUNICATION CENTER
N	08/28/2019	14771	3,000.00	MANUAL		1502	NEBRASKA DEPARTMENT OF EDUCATION
N	08/28/2019	14772	1,824.62	MANUAL		1057	ESU 3
N	08/28/2019	14773	1,840.41	MANUAL		1428	QUALITY INN OGALLALA
N	08/28/2019	14774	504.78	MANUAL		1503	KRAIG LOFQUIST
N	08/28/2019	14775	69.07	MANUAL		1061	DEB HERICKS
Y	08/28/2019	14776	341.89	MANUAL	08/31/2019	1076	PRISCILLA QUINTANA
N	08/28/2019	14777	58.63	MANUAL		1087	RHONDA EIS
N	08/28/2019	14778	351.48	MANUAL		1111	WADE FRUHLING
N	08/28/2019	14779	23.92	MANUAL		1131	INNOVATIVE OFFICE SOLUTIONS
N	08/28/2019	14780	3,540.25	MANUAL		1442	SECURLY

EFINANCE - POWERSCHOOL
DATE: 09/11/2019
TIME: 11:04:56

ESU COORDINATING COUNCIL
BANK ACCOUNT RECONCILIATION REPORT
PAYMENTS LIST

PAGE NUMBER: 4
BNKACCTRCN
BANK ACCOUNT: UNION BANK AND TRUST

BANK ACCOUNT: UNION BANK AND TRUST

STATEMENT BEGIN DATE: 08/01/2019
STATEMENT END DATE: 08/31/2019

BEGINNING BALANCE: 1,347,284.18 INTEREST EARNED: 1,825.52
ENDING BALANCE: 1,135,672.22 FEES CHARGED: 0.00

CLEARED	CHECK DATE	CHECK NUMBER	AMOUNT	CHECK TYPE	CLEAR DATE	VENDOR	VENDOR NAME
N	08/28/2019	EFT00118	12.00	MANUAL		1209	CINCINNATI INSURANCE COMPANY
Y	08/28/2019	EFT00119	4,062.23	MANUAL	08/31/2019	1039	UNION BANK & TRUST COMPANY
N	08/29/2019	14781	2,858.50	MANUAL		1247	KSB SCHOOL LAW
TOTAL PAYMENTS			475,689.67				
TOTAL CLEARED PAYMENTS			348,861.49				
TOTAL UNCLEARED PAYMENTS			126,828.18				

EFINANCE - POWERSCHOOL
 DATE: 09/11/2019
 TIME: 13:49:39

ESU COORDINATING COUNCIL
 BUDGET CONTROL STATUS

PAGE NUMBER: 1
 BUDSTAT1

SELECTION CRITERIA: ALL
 ACCOUNTING PERIOD: 12/19

ACCOUNT	TITLE	BUDGET	PERIOD EXPENDITURES	ENCUMBRANCES OUTSTANDING	YEAR TO DATE ENC + EXP	AVAILABLE BALANCE	YTD/ BUD
ORG UNIT - 0110100000 - GENERAL ESUCC/ADM							
21000	SALARIES	.00	.00	.00	.00	.00	.00
21100	REGULAR SALARIES	135,973.00	14,762.21	.00	127,962.22	8,010.78	94.11
21200	SUB OR TEMP	.00	.00	.00	.00	.00	.00
22000	EMPLOYEE BENEFITS	.00	.00	.00	.00	.00	.00
22100	SOCIAL SECURITY	9,845.00	892.61	.00	7,000.97	2,844.03	71.11
22200	RETIREMENT	13,375.00	1,458.18	.00	12,639.90	735.10	94.50
22300	HEALTH INSURANCE	.00	.00	.00	.00	.00	.00
22305	FLEX SPEND	.00	.00	.00	.00	.00	.00
22400	WORK COMP	812.00	135.40	.00	812.40	-.40	100.05
22600	LIFE INSURANCE	.00	.00	.00	.00	.00	.00
22830	UNEMPLOYMENT INS	.00	.00	.00	.00	.00	.00
23000	PURCHASED SERVICES	.00	.00	.00	.00	.00	.00
23140	LOBBYIST FEES	28,700.00	.00	.00	27,900.00	800.00	97.21
23150	ACCOUNTING/AUDIT	13,330.00	.00	.00	7,620.67	5,709.33	57.17
23160	FISCAL MANAGEMENT FEE	2,500.00	412.00	.00	2,472.00	28.00	98.88
23170	LEGAL SERVICES	15,050.00	1,229.15	.00	17,023.11	-1,973.11	113.11
23180	CONTRACTED SERVICES	3,000.00	.00	.00	3,000.00	.00	100.00
23190	PROFESSIONAL DEVELOPMENT	.00	199.99	.00	199.99	-199.99	.00
23240	UTILITIES	.00	.00	.00	.00	.00	.00
23270	RENTAL/LEASES	4,815.00	803.73	.00	4,331.87	483.13	89.97
23280	INSURANCE/BONDS	9,999.00	6,362.00	.00	8,982.00	1,017.00	89.83
23500	ADVERTISING	1,000.00	.00	.00	578.54	421.46	57.85
23525	PRINTING	1,000.00	187.86	.00	883.17	116.83	88.32
23810	POSTAGE	500.00	76.77	.00	329.68	170.32	65.94
23820	PHONE	600.00	137.13	.00	548.49	51.51	91.42
23830	COMPUTER/INTERNET SERVICE	.00	.00	.00	.00	.00	.00
24000	SUPPLIES/MATERIALS	.00	.00	.00	.00	.00	.00
24100	SUPPLIES	400.00	257.65	.00	805.36	-405.36	201.34
24400	PERIODICALS	.00	.00	.00	.00	.00	.00
24625	REPAIRS	.00	.00	.00	.00	.00	.00
24650	COMPUTER SOFTWARE/LICENSE	133.00	10.00	.00	119.85	13.15	90.11
24675	LONG TERM PROJECTS	.00	.00	.00	.00	.00	.00
25000	CAPITAL OUTLAY	.00	.00	.00	.00	.00	.00
25300	FURNITURE AND EQUIPMENT	.00	.00	.00	.00	.00	.00
25600	COMPUTER HARDWARE	.00	454.98	.00	3,861.98	-3,861.98	.00
26000	OTHER EXPENSES	.00	.00	.00	.00	.00	.00
26300	DUES/FEES	14,679.00	.00	.00	15,080.00	-401.00	102.73
26700	TRAVEL EXPENSES/MILEAGE	20,500.00	944.88	.00	13,031.47	7,468.53	63.57
26800	CONFERENCE/CONVENTION/MTG	15,350.00	2,032.94	.00	10,021.29	5,328.71	65.29
26850	PROGRAM PURCHASES	.00	.00	.00	.00	.00	.00
26900	CONTINGENCY	.00	.00	.00	.00	.00	.00
27000	TRANSFERS	.00	.00	.00	.00	.00	.00
TOTAL	GENERAL ESUCC/ADM	291,561.00	30,357.48	.00	265,204.96	26,356.04	90.96

ORG UNIT - 0120100000 - GENERAL ADM GENERAL

21100	REGULAR SALARIES	.00	.00	.00	.00	.00	.00
-------	------------------	-----	-----	-----	-----	-----	-----

EFINANCE - POWERSCHOOL
 DATE: 09/11/2019
 TIME: 13:49:39

ESU COORDINATING COUNCIL
 BUDGET CONTROL STATUS

PAGE NUMBER: 2
 BUDSTAT1

SELECTION CRITERIA: ALL
 ACCOUNTING PERIOD: 12/19

ACCOUNT	TITLE	BUDGET	PERIOD EXPENDITURES	ENCUMBRANCES OUTSTANDING	YEAR TO DATE ENC + EXP	AVAILABLE BALANCE	YTD/BUD
22100	SOCIAL SECURITY	.00	.00	.00	.00	.00	.00
22200	RETIREMENT	.00	.00	.00	.00	.00	.00
22300	HEALTH INSURANCE	.00	.00	.00	.00	.00	.00
22305	FLEX SPEND	.00	.00	.00	.00	.00	.00
22400	WORK COMP	.00	.00	.00	.00	.00	.00
22600	LIFE INSURANCE	.00	.00	.00	.00	.00	.00
22830	UNEMPLOYMENT INS	.00	.00	.00	.00	.00	.00
23180	CONTRACTED SERVICES	.00	.00	.00	.00	.00	.00
23190	PROFESSIONAL DEVELOPMENT	.00	.00	.00	.00	.00	.00
23240	UTILITIES	.00	.00	.00	.00	.00	.00
23270	RENTAL/LEASES	.00	.00	.00	.00	.00	.00
23280	INSURANCE/BONDS	.00	.00	.00	.00	.00	.00
23500	ADVERTISING	.00	.00	.00	.00	.00	.00
23525	PRINTING	.00	.00	.00	.00	.00	.00
23810	POSTAGE	.00	.00	.00	.00	.00	.00
23820	PHONE	.00	.00	.00	.00	.00	.00
23830	COMPUTER/INTERNET SERVICE	.00	.00	.00	.00	.00	.00
24100	SUPPLIES	.00	.00	.00	.00	.00	.00
24400	PERIODICALS	.00	.00	.00	.00	.00	.00
24625	REPAIRS	.00	.00	.00	.00	.00	.00
24650	COMPUTER SOFTWARE/LICENSE	.00	.00	.00	.00	.00	.00
24675	LONG TERM PROJECTS	.00	.00	.00	.00	.00	.00
25300	FURNITURE AND EQUIPMENT	.00	.00	.00	.00	.00	.00
25600	COMPUTER HARDWARE	.00	.00	.00	.00	.00	.00
26300	DUES/FEES	.00	.00	.00	.00	.00	.00
26700	TRAVEL EXPENSES/MILEAGE	.00	.00	.00	.00	.00	.00
26800	CONFERENCE/CONVENTION/MTG	.00	.00	.00	.00	.00	.00
26900	CONTINGENCY	.00	.00	.00	.00	.00	.00
TOTAL	GENERAL ADM GENERAL	.00	.00	.00	.00	.00	.00

ORG UNIT - 0130300000 - COOP COOP GENERAL

21100	REGULAR SALARIES	226,976.00	37,014.94	.00	226,150.40	825.60	99.64
21200	SUB OR TEMP	.00	.00	.00	.00	.00	.00
22000	EMPLOYEE BENEFITS	.00	.00	.00	.00	.00	.00
22100	SOCIAL SECURITY	14,100.00	2,221.15	.00	13,496.47	603.53	95.72
22200	RETIREMENT	22,414.00	3,656.28	.00	22,338.77	75.23	99.66
22300	HEALTH INSURANCE	.00	.00	.00	.00	.00	.00
22305	FLEX SPEND	.00	.00	.00	.00	.00	.00
22400	WORK COMP	1,362.00	226.89	.00	1,361.39	.61	99.96
22600	LIFE INSURANCE	.00	.00	.00	.00	.00	.00
22830	UNEMPLOYMENT INS	.00	.00	.00	.00	.00	.00
23150	ACCOUNTING/AUDIT	13,330.00	.00	.00	7,620.67	5,709.33	57.17
23160	FISCAL MANAGEMENT FEE	.00	.00	.00	.00	.00	.00
23170	LEGAL SERVICES	15,050.00	1,229.15	.00	17,023.10	-1,973.10	113.11
23180	CONTRACTED SERVICES	6,700.00	.00	.00	.00	6,700.00	.00
23190	PROFESSIONAL DEVELOPMENT	.00	.00	.00	.00	.00	.00
23240	UTILITIES	.00	.00	.00	.00	.00	.00
23270	RENTAL/LEASES	13,492.00	2,249.27	.00	14,107.75	-615.75	104.56
23280	INSURANCE/BONDS	384.00	64.00	.00	384.00	.00	100.00
23500	ADVERTISING	1,000.00	.00	.00	.00	1,000.00	.00

EFINANCE - POWERSCHOOL
 DATE: 09/11/2019
 TIME: 13:49:39

ESU COORDINATING COUNCIL
 BUDGET CONTROL STATUS

PAGE NUMBER: 3
 BUDSTAT1

SELECTION CRITERIA: ALL
 ACCOUNTING PERIOD: 12/19

ACCOUNT	TITLE	BUDGET	PERIOD EXPENDITURES	ENCUMBRANCES OUTSTANDING	YEAR TO DATE ENC + EXP	AVAILABLE BALANCE	YTD/ BUD
23525	PRINTING	400.00	35.00	.00	224.43	175.57	56.11
23810	POSTAGE	1,500.00	1,402.16	.00	1,289.42	210.58	85.96
23820	PHONE	1,008.00	168.00	.00	1,008.00	.00	100.00
23830	COMPUTER/INTERNET SERVICE	976.00	137.30	.00	1,086.86	-110.86	111.36
24100	SUPPLIES	1,200.00	31.28	.00	627.31	572.69	52.28
24400	PERIODICALS	.00	.00	.00	.00	.00	.00
24625	REPAIRS	.00	.00	.00	.00	.00	.00
24650	COMPUTER SOFTWARE/LICENSE	71,416.00	15.00	.00	75,373.17	-3,957.17	105.54
24675	LONG TERM PROJECTS	.00	.00	.00	.00	.00	.00
25300	FURNITURE AND EQUIPMENT	.00	.00	.00	.00	.00	.00
25600	COMPUTER HARDWARE	2,000.00	.00	.00	.00	2,000.00	.00
26300	DUES/FEES	3,210.00	.00	.00	2,644.75	565.25	82.39
26600	JUDGEMENTS/SETTLEMENTS	33,333.00	.00	.00	33,333.33	-.33	100.00
26700	TRAVEL EXPENSES/MILEAGE	9,122.00	722.93	.00	8,012.00	1,110.00	87.83
26800	CONFERENCE/CONVENTION/MTG	6,600.00	.00	.00	5,258.48	1,341.52	79.67
26850	PROGRAM PURCHASES	1,203,300.00	166,644.64	79.65	562,328.44	640,971.56	46.73
26900	CONTINGENCY	.00	.00	.00	.00	.00	.00
TOTAL	COOP COOP GENERAL	1,648,873.00	215,817.99	79.65	993,668.74	655,204.26	60.26

ORG UNIT - 0140400000 - SRS SRS GENERAL

21100	REGULAR SALARIES	319,457.00	52,012.65	.00	315,702.86	3,754.14	98.82
21200	SUB OR TEMP	.00	.00	.00	.00	.00	.00
22000	EMPLOYEE BENEFITS	.00	.00	.00	.00	.00	.00
22100	SOCIAL SECURITY	20,692.00	3,643.32	.00	21,603.07	-911.07	104.40
22200	RETIREMENT	31,549.00	4,608.24	.00	30,655.00	894.00	97.17
22300	HEALTH INSURANCE	.00	.00	.00	.00	.00	.00
22305	FLEX SPEND	.00	14.00	.00	84.00	-84.00	.00
22400	WORK COMP	1,916.00	318.08	.00	1,908.48	7.52	99.61
22600	LIFE INSURANCE	.00	.00	.00	.00	.00	.00
22830	UNEMPLOYMENT INS	.00	.00	.00	.00	.00	.00
23150	ACCOUNTING/AUDIT	2,170.00	.00	.00	1,240.58	929.42	57.17
23170	LEGAL SERVICES	2,450.00	200.10	.00	2,771.23	-321.23	113.11
23180	CONTRACTED SERVICES	41,709.00	.00	.00	15,355.10	26,353.90	36.81
23190	PROFESSIONAL DEVELOPMENT	.00	.00	.00	.00	.00	.00
23240	UTILITIES	.00	.00	.00	.00	.00	.00
23270	RENTAL/LEASES	5,299.00	1,951.21	.00	10,230.72	-4,931.72	193.07
23280	INSURANCE/BONDS	.00	.00	.00	.00	.00	.00
23500	ADVERTISING	.00	.00	.00	.00	.00	.00
23525	PRINTING	300.00	62.50	.00	222.31	77.69	74.10
23810	POSTAGE	50.00	2.50	.00	30.58	19.42	61.16
23820	PHONE	800.00	205.69	.00	795.46	4.54	99.43
23830	COMPUTER/INTERNET SERVICE	3,588.00	823.76	.00	7,169.62	-3,581.62	199.82
24100	SUPPLIES	500.00	89.90	.00	1,276.93	-776.93	255.39
24400	PERIODICALS	.00	.00	.00	.00	.00	.00
24625	REPAIRS	.00	.00	.00	.00	.00	.00
24650	COMPUTER SOFTWARE/LICENSE	1,370.00	75.30	5,332.79	10,855.74	-9,485.74	792.39
24675	LONG TERM PROJECTS	.00	.00	.00	.00	.00	.00
25300	FURNITURE AND EQUIPMENT	.00	.00	.00	.00	.00	.00
25600	COMPUTER HARDWARE	.00	.00	.00	.00	.00	.00
26300	DUES/FEES	.00	.00	.00	.00	.00	.00

EFINANCE - POWERSCHOOL
 DATE: 09/11/2019
 TIME: 13:49:39

ESU COORDINATING COUNCIL
 BUDGET CONTROL STATUS

PAGE NUMBER: 4
 BUDSTAT1

SELECTION CRITERIA: ALL
 ACCOUNTING PERIOD: 12/19

ACCOUNT	TITLE	BUDGET	PERIOD EXPENDITURES	ENCUMBRANCES OUTSTANDING	YEAR TO DATE ENC + EXP	AVAILABLE BALANCE	YTD/BUD
26700	TRAVEL EXPENSES/MILEAGE	5,000.00	351.48	.00	1,864.94	3,135.06	37.30
26800	CONFERENCE/CONVENTION/MTG	.00	.00	.00	.00	.00	.00
26850	PROGRAM PURCHASES	.00	.00	.00	1,552.00	-1,552.00	.00
26900	CONTINGENCY	.00	.00	.00	.00	.00	.00
TOTAL	SRS SRS GENERAL	436,850.00	64,358.73	5,332.79	423,318.62	13,531.38	96.90

ORG UNIT - 0150500000 - PROF DEV PD GENERAL

21100	REGULAR SALARIES	.00	.00	.00	.00	.00	.00
22000	EMPLOYEE BENEFITS	.00	.00	.00	.00	.00	.00
22100	SOCIAL SECURITY	.00	.00	.00	.00	.00	.00
22200	RETIREMENT	.00	.00	.00	.00	.00	.00
22300	HEALTH INSURANCE	.00	.00	.00	.00	.00	.00
22305	FLEX SPEND	.00	.00	.00	.00	.00	.00
22400	WORK COMP	.00	.00	.00	.00	.00	.00
23525	PRINTING	.00	.00	.00	.00	.00	.00
23810	POSTAGE	.00	.00	.00	.00	.00	.00
24100	SUPPLIES	.00	.00	.00	.00	.00	.00
26700	TRAVEL EXPENSES/MILEAGE	.00	.00	.00	.00	.00	.00
TOTAL	PROF DEV PD GENERAL	.00	.00	.00	.00	.00	.00

ORG UNIT - 0150500200 - PROF DEV PD ESU

23170	LEGAL SERVICES	1,000.00	.00	.00	.00	1,000.00	.00
23180	CONTRACTED SERVICES	4,000.00	.00	.00	1,500.00	2,500.00	37.50
23190	PROFESSIONAL DEVELOPMENT	.00	.00	.00	.00	.00	.00
23810	POSTAGE	250.00	1.00	.00	96.43	153.57	38.57
24100	SUPPLIES	500.00	265.11	.00	377.61	122.39	75.52
26700	TRAVEL EXPENSES/MILEAGE	1,000.00	.00	.00	603.17	396.83	60.32
26800	CONFERENCE/CONVENTION/MTG	12,500.00	420.84	.00	16,306.28	-3,806.28	130.45
TOTAL	PROF DEV PD ESU	19,250.00	686.95	.00	18,883.49	366.51	98.10

ORG UNIT - 0150500400 - PROF DEV PD FEDERAL

23180	CONTRACTED SERVICES	500,000.00	.00	.00	.00	500,000.00	.00
TOTAL	PROF DEV PD FEDERAL	500,000.00	.00	.00	.00	500,000.00	.00

ORG UNIT - 0150510200 - PROF DEV NOC ESU

23190	PROFESSIONAL DEVELOPMENT	41,000.00	.00	.00	5,630.00	35,370.00	13.73
24400	PERIODICALS	6,000.00	.00	.00	6,384.00	-384.00	106.40
26800	CONFERENCE/CONVENTION/MTG	3,050.00	.00	.00	1,445.54	1,604.46	47.39
TOTAL	PROF DEV NOC ESU	50,050.00	.00	.00	13,459.54	36,590.46	26.89

EFINANCE - POWERSCHOOL
 DATE: 09/11/2019
 TIME: 13:49:39

ESU COORDINATING COUNCIL
 BUDGET CONTROL STATUS

PAGE NUMBER: 5
 BUDSTAT1

SELECTION CRITERIA: ALL
 ACCOUNTING PERIOD: 12/19

ACCOUNT	TITLE	BUDGET	PERIOD EXPENDITURES	ENCUMBRANCES OUTSTANDING	YEAR TO DATE ENC + EXP	AVAILABLE BALANCE	YTD/ BUD
ORG UNIT - 0150520200 - PROF DEV SDA ESU							
23190	PROFESSIONAL DEVELOPMENT	16,730.00	.00	.00	1,038.00	15,692.00	6.20
26800	CONFERENCE/CONVENTION/MTG	12,600.00	.00	.00	20,237.92	-7,637.92	160.62
TOTAL	PROF DEV SDA ESU	29,330.00	.00	.00	21,275.92	8,054.08	72.54
ORG UNIT - 0150530200 - PROF DEV ESPD ESU							
23170	LEGAL SERVICES	.00	.00	.00	1,252.50	-1,252.50	.00
23190	PROFESSIONAL DEVELOPMENT	.00	.00	.00	.00	.00	.00
24100	SUPPLIES	.00	.00	.00	.00	.00	.00
26800	CONFERENCE/CONVENTION/MTG	1,000.00	.00	.00	604.73	395.27	60.47
TOTAL	PROF DEV ESPD ESU	1,000.00	.00	.00	1,857.23	-857.23	185.72
ORG UNIT - 0150540200 - PROF DEV TLT ESU							
23190	PROFESSIONAL DEVELOPMENT	9,750.00	.00	.00	7,808.70	1,941.30	80.09
26700	TRAVEL EXPENSES/MILEAGE	1,000.00	.00	.00	.00	1,000.00	.00
26800	CONFERENCE/CONVENTION/MTG	2,200.00	.00	.00	2,876.72	-676.72	130.76
TOTAL	PROF DEV TLT ESU	12,950.00	.00	.00	10,685.42	2,264.58	82.51
ORG UNIT - 0150550200 - PROF DEV NWEA ESU							
23180	CONTRACTED SERVICES	.00	.00	.00	.00	.00	.00
23190	PROFESSIONAL DEVELOPMENT	.00	.00	.00	.00	.00	.00
TOTAL	PROF DEV NWEA ESU	.00	.00	.00	.00	.00	.00
ORG UNIT - 0150555300 - PROJECT PARA							
21100	REGULAR SALARIES	.00	.00	.00	.00	.00	.00
23180	CONTRACTED SERVICES	.00	.00	.00	.00	.00	.00
23190	PROFESSIONAL DEVELOPMENT	200,000.00	.00	.00	.00	200,000.00	.00
23500	ADVERTISING	.00	.00	.00	.00	.00	.00
24100	SUPPLIES	.00	.00	.00	.00	.00	.00
26700	TRAVEL EXPENSES/MILEAGE	.00	.00	.00	.00	.00	.00
26800	CONFERENCE/CONVENTION/MTG	.00	.00	.00	.00	.00	.00
TOTAL	PROJECT PARA	200,000.00	.00	.00	.00	200,000.00	.00
ORG UNIT - 0150560000 - PROF DEV CRISIS GENERAL							
23180	CONTRACTED SERVICES	60,000.00	.00	.00	49,660.53	10,339.47	82.77
23190	PROFESSIONAL DEVELOPMENT	15,000.00	3,060.91	.00	16,734.05	-1,734.05	111.56

EFINANCE - POWERSCHOOL
 DATE: 09/11/2019
 TIME: 13:49:39

ESU COORDINATING COUNCIL
 BUDGET CONTROL STATUS

PAGE NUMBER: 6
 BUDSTAT1

SELECTION CRITERIA: ALL
 ACCOUNTING PERIOD: 12/19

ACCOUNT	TITLE	BUDGET	PERIOD EXPENDITURES	ENCUMBRANCES OUTSTANDING	YEAR TO DATE ENC + EXP	AVAILABLE BALANCE	YTD/ BUD
TOTAL	PROF DEV CRISIS GENERAL	75,000.00	3,060.91	.00	66,394.58	8,605.42	88.53
ORG UNIT - 0150570310 - GEN GRANT							
21100	REGULAR SALARIES	256,483.00	38,728.00	.00	232,368.05	24,114.95	90.60
22100	SOCIAL SECURITY	18,856.00	2,877.80	.00	16,691.18	2,164.82	88.52
22200	RETIREMENT	24,346.00	3,825.47	.00	22,952.85	1,393.15	94.28
22305	FLEX SPEND	137.00	28.00	.00	168.00	-31.00	122.63
22400	WORK COMP	1,344.00	232.42	.00	1,394.52	-50.52	103.76
23180	CONTRACTED SERVICES	71,704.00	16,266.75	.00	65,066.97	6,637.03	90.74
26700	TRAVEL EXPENSES/MILEAGE	21,266.00	.00	.00	665.95	20,600.05	3.13
TOTAL	GEN GRANT	394,136.00	61,958.44	.00	339,307.52	54,828.48	86.09
ORG UNIT - 0150570311 - SIMPL							
23180	CONTRACTED SERVICES	43,032.00	1,360.50	.00	24,049.87	18,982.13	55.89
26700	TRAVEL EXPENSES/MILEAGE	9,126.00	55.78	.00	256.51	8,869.49	2.81
TOTAL	SIMPL	52,158.00	1,416.28	.00	24,306.38	27,851.62	46.60
ORG UNIT - 0150570312 - TECH INF							
23180	CONTRACTED SERVICES	108,375.00	.00	.00	58,633.50	49,741.50	54.10
23190	PROFESSIONAL DEVELOPMENT	6,750.00	.00	.00	.00	6,750.00	.00
24100	SUPPLIES	4,998.00	1.00	.00	7.35	4,990.65	.15
25600	COMPUTER HARDWARE	70,000.00	23,571.19	23.50	32,213.69	37,786.31	46.02
26700	TRAVEL EXPENSES/MILEAGE	19,200.00	128.75	.00	2,371.26	16,828.74	12.35
TOTAL	TECH INF	209,323.00	23,700.94	23.50	93,225.80	116,097.20	44.54
ORG UNIT - 0150570313 - AAP							
23180	CONTRACTED SERVICES	25,480.00	14,752.15	.00	156,118.10	-130,638.10	612.71
23190	PROFESSIONAL DEVELOPMENT	6,713.00	.00	.00	1,750.00	4,963.00	26.07
24100	SUPPLIES	499.00	.50	.00	6.79	492.21	1.36
26700	TRAVEL EXPENSES/MILEAGE	21,649.00	.00	.00	4,087.00	17,562.00	18.88
TOTAL	AAP	54,341.00	14,752.65	.00	161,961.89	-107,620.89	298.05
ORG UNIT - 0150570314 - BLENDED							
23180	CONTRACTED SERVICES	49,980.00	.00	.00	.00	49,980.00	.00
23190	PROFESSIONAL DEVELOPMENT	.00	911.50	.00	911.50	-911.50	.00
24100	SUPPLIES	3,734.00	2.50	.00	11.64	3,722.36	.31
24650	COMPUTER SOFTWARE/LICENSE	210.00	.00	.00	.00	210.00	.00
25600	COMPUTER HARDWARE	853.00	.00	.00	.00	853.00	.00
26700	TRAVEL EXPENSES/MILEAGE	20,195.00	774.80	.00	11,427.11	8,767.89	56.58

EFINANCE - POWERSCHOOL
 DATE: 09/11/2019
 TIME: 13:49:39

ESU COORDINATING COUNCIL
 BUDGET CONTROL STATUS

PAGE NUMBER: 7
 BUDSTAT1

SELECTION CRITERIA: ALL
 ACCOUNTING PERIOD: 12/19

ACCOUNT	TITLE	BUDGET	PERIOD EXPENDITURES	ENCUMBRANCES OUTSTANDING	YEAR TO DATE ENC + EXP	AVAILABLE BALANCE	YTD/ BUD
TOTAL	BLENDED	74,972.00	1,688.80	.00	12,350.25	62,621.75	16.47
ORG UNIT - 0150570315 - NROC							
23180	CONTRACTED SERVICES	150,000.00	.00	.00	135,000.00	15,000.00	90.00
24100	SUPPLIES	4,999.00	.00	.00	5.38	4,993.62	.11
24650	COMPUTER SOFTWARE/LICENSE	500.00	.00	.00	.00	500.00	.00
25600	COMPUTER HARDWARE	2,000.00	.00	.00	.00	2,000.00	.00
26700	TRAVEL EXPENSES/MILEAGE	8,244.00	.00	.00	4,775.30	3,468.70	57.92
26800	CONFERENCE/CONVENTION/MTG	3,231.00	.00	.00	5,809.63	-2,578.63	179.81
TOTAL	NROC	168,974.00	.00	.00	145,590.31	23,383.69	86.16
ORG UNIT - 0150570400 - PROF DEV NMPDS GR FEDERAL							
21100	REGULAR SALARIES	.00	.00	.00	.00	.00	.00
22000	EMPLOYEE BENEFITS	.00	.00	.00	.00	.00	.00
22100	SOCIAL SECURITY	.00	.00	.00	.00	.00	.00
22200	RETIREMENT	.00	.00	.00	.00	.00	.00
22305	FLEX SPEND	.00	.00	.00	.00	.00	.00
22400	WORK COMP	.00	.00	.00	.00	.00	.00
23180	CONTRACTED SERVICES	.00	.00	.00	.00	.00	.00
24100	SUPPLIES	.00	.00	.00	.00	.00	.00
24650	COMPUTER SOFTWARE/LICENSE	.00	.00	.00	.00	.00	.00
26700	TRAVEL EXPENSES/MILEAGE	.00	.00	.00	.00	.00	.00
26800	CONFERENCE/CONVENTION/MTG	.00	.00	.00	.00	.00	.00
26900	CONTINGENCY	.00	.00	.00	.00	.00	.00
TOTAL	PROF DEV NMPDS GR FEDERAL	.00	.00	.00	.00	.00	.00
ORG UNIT - 0150575400 - NDE							
23180	CONTRACTED SERVICES	350,000.00	.00	.00	.00	350,000.00	.00
23830	COMPUTER/INTERNET SERVICE	.00	.00	.00	.00	.00	.00
24650	COMPUTER SOFTWARE/LICENSE	.00	.00	.00	.00	.00	.00
25600	COMPUTER HARDWARE	.00	.00	.00	.00	.00	.00
TOTAL	NDE	350,000.00	.00	.00	.00	350,000.00	.00
ORG UNIT - 0150600200 - PROF DEV IMAT ESU							
23190	PROFESSIONAL DEVELOPMENT	.00	.00	.00	.00	.00	.00
24650	COMPUTER SOFTWARE/LICENSE	.00	.00	.00	.00	.00	.00
26800	CONFERENCE/CONVENTION/MTG	.00	.00	.00	.00	.00	.00
TOTAL	PROF DEV IMAT ESU	.00	.00	.00	.00	.00	.00

EFINANCE - POWERSCHOOL
 DATE: 09/11/2019
 TIME: 13:49:39

ESU COORDINATING COUNCIL
 BUDGET CONTROL STATUS

SELECTION CRITERIA: ALL
 ACCOUNTING PERIOD: 12/19

ACCOUNT	TITLE	BUDGET	PERIOD EXPENDITURES	ENCUMBRANCES OUTSTANDING	YEAR TO DATE ENC + EXP	AVAILABLE BALANCE	YTD/ BUD
ORG UNIT - 0150620000 - PD BLENDED ESU							
24100	SUPPLIES	.00	.00	.00	.00	.00	.00
24650	COMPUTER SOFTWARE/LICENSE	.00	.00	.00	.00	.00	.00
26800	CONFERENCE/CONVENTION/MTG	.00	.00	.00	.00	.00	.00
TOTAL	PD BLENDED ESU	.00	.00	.00	.00	.00	.00
ORG UNIT - 0160100000 - BLENDED ADM GENERAL							
21100	REGULAR SALARIES	.00	.00	.00	.00	.00	.00
21200	SUB OR TEMP	.00	.00	.00	.00	.00	.00
22100	SOCIAL SECURITY	.00	.00	.00	.00	.00	.00
22200	RETIREMENT	.00	.00	.00	.00	.00	.00
22300	HEALTH INSURANCE	.00	.00	.00	.00	.00	.00
22305	FLEX SPEND	.00	.00	.00	.00	.00	.00
22400	WORK COMP	.00	.00	.00	.00	.00	.00
22600	LIFE INSURANCE	.00	.00	.00	.00	.00	.00
22830	UNEMPLOYMENT INS	.00	.00	.00	.00	.00	.00
23180	CONTRACTED SERVICES	.00	.00	.00	.00	.00	.00
23190	PROFESSIONAL DEVELOPMENT	.00	.00	.00	.00	.00	.00
23500	ADVERTISING	.00	.00	.00	.00	.00	.00
23525	PRINTING	.00	.00	.00	.00	.00	.00
23810	POSTAGE	.00	.00	.00	.00	.00	.00
23820	PHONE	.00	.00	.00	.00	.00	.00
23830	COMPUTER/INTERNET SERVICE	.00	.00	.00	.00	.00	.00
24100	SUPPLIES	.00	.00	.00	.00	.00	.00
24625	REPAIRS	.00	.00	.00	.00	.00	.00
24650	COMPUTER SOFTWARE/LICENSE	.00	.00	.00	.00	.00	.00
24675	LONG TERM PROJECTS	.00	.00	.00	.00	.00	.00
25600	COMPUTER HARDWARE	.00	.00	.00	.00	.00	.00
26700	TRAVEL EXPENSES/MILEAGE	.00	.00	.00	.00	.00	.00
26800	CONFERENCE/CONVENTION/MTG	.00	.00	.00	.00	.00	.00
TOTAL	BLENDED ADM GENERAL	.00	.00	.00	.00	.00	.00
ORG UNIT - 0160600000 - BLENDED IMAT GENERAL							
21100	REGULAR SALARIES	74,206.00	11,390.28	.00	73,214.60	991.40	98.66
21200	SUB OR TEMP	.00	.00	.00	.00	.00	.00
22000	EMPLOYEE BENEFITS	.00	.00	.00	.00	.00	.00
22100	SOCIAL SECURITY	5,332.00	794.34	.00	4,969.58	362.42	93.20
22200	RETIREMENT	7,323.00	1,125.11	.00	7,231.99	91.01	98.76
22300	HEALTH INSURANCE	.00	.00	.00	.00	.00	.00
22305	FLEX SPEND	.00	.00	.00	.00	.00	.00
22400	WORK COMP	445.00	74.14	.00	444.84	.16	99.96
22600	LIFE INSURANCE	.00	.00	.00	.00	.00	.00
22830	UNEMPLOYMENT INS	.00	.00	.00	.00	.00	.00
23150	ACCOUNTING/AUDIT	1,085.00	.00	.00	620.29	464.71	57.17
23170	LEGAL SERVICES	1,225.00	100.05	.00	1,385.60	-160.60	113.11
23180	CONTRACTED SERVICES	750.00	-3,500.00	.00	5,250.00	-4,500.00	700.00

SELECTION CRITERIA: ALL
 ACCOUNTING PERIOD: 12/19

ACCOUNT	TITLE	BUDGET	PERIOD EXPENDITURES	ENCUMBRANCES OUTSTANDING	YEAR TO DATE ENC + EXP	AVAILABLE BALANCE	YTD/BUD
23190	PROFESSIONAL DEVELOPMENT	.00	.00	.00	.00	.00	.00
23240	UTILITIES	.00	.00	.00	.00	.00	.00
23270	RENTAL/LEASES	4,952.00	301.70	.00	5,077.30	-125.30	102.53
23500	ADVERTISING	.00	.00	.00	.00	.00	.00
23525	PRINTING	.00	.00	.00	.00	.00	.00
23810	POSTAGE	50.00	1.00	.00	18.29	31.71	36.58
23820	PHONE	.00	.00	.00	.00	.00	.00
23830	COMPUTER/INTERNET SERVICE	2,150.00	268.66	.00	2,276.66	-126.66	105.89
24100	SUPPLIES	50.00	.00	.00	115.80	-65.80	231.60
24400	PERIODICALS	.00	.00	.00	.00	.00	.00
24625	REPAIRS	.00	.00	.00	.00	.00	.00
24650	COMPUTER SOFTWARE/LICENSE	342.00	5.00	.00	5.00	337.00	1.46
24675	LONG TERM PROJECTS	.00	.00	.00	.00	.00	.00
25300	FURNITURE AND EQUIPMENT	.00	.00	.00	.00	.00	.00
25600	COMPUTER HARDWARE	.00	.00	.00	.00	.00	.00
26300	DUES/FEES	.00	.00	.00	.00	.00	.00
26700	TRAVEL EXPENSES/MILEAGE	2,600.00	192.03	.00	1,677.09	922.91	64.50
26800	CONFERENCE/CONVENTION/MTG	.00	.00	.00	.00	.00	.00
26850	PROGRAM PURCHASES	257,600.00	675.00	.00	139,173.27	118,426.73	54.03
26900	CONTINGENCY	.00	.00	.00	.00	.00	.00
TOTAL	BLENDED IMAT GENERAL	358,110.00	11,427.31	.00	241,460.31	116,649.69	67.43

ORG UNIT - 0160620000 - BLENDED DEC GENERAL

21100	REGULAR SALARIES	183,081.00	24,812.48	.00	177,299.95	5,781.05	96.84
21200	SUB OR TEMP	.00	.00	.00	.00	.00	.00
22000	EMPLOYEE BENEFITS	.00	.00	.00	.00	.00	.00
22100	SOCIAL SECURITY	12,786.00	1,586.36	.00	10,705.47	2,080.53	83.73
22200	RETIREMENT	18,044.00	2,450.92	.00	17,513.30	530.70	97.06
22300	HEALTH INSURANCE	.00	.00	.00	.00	.00	.00
22305	FLEX SPEND	.00	.00	.00	.00	.00	.00
22400	WORK COMP	1,096.00	182.90	.00	1,097.40	-1.40	100.13
22600	LIFE INSURANCE	.00	.00	.00	.00	.00	.00
22830	UNEMPLOYMENT INS	.00	.00	.00	.00	.00	.00
23150	ACCOUNTING/AUDIT	1,085.00	.00	.00	620.29	464.71	57.17
23170	LEGAL SERVICES	1,225.00	100.05	.00	1,385.62	-160.62	113.11
23180	CONTRACTED SERVICES	12,500.00	6,500.00	.00	8,775.26	3,724.74	70.20
23190	PROFESSIONAL DEVELOPMENT	.00	.00	.00	.00	.00	.00
23240	UTILITIES	.00	.00	.00	.00	.00	.00
23270	RENTAL/LEASES	5,752.00	560.89	.00	5,126.72	625.28	89.13
23500	ADVERTISING	.00	.00	.00	.00	.00	.00
23525	PRINTING	500.00	.00	.00	30.13	469.87	6.03
23810	POSTAGE	100.00	1.00	.00	7.22	92.78	7.22
23820	PHONE	.00	68.56	.00	274.23	-274.23	.00
23830	COMPUTER/INTERNET SERVICE	2,079.00	243.20	.00	2,081.70	-2.70	100.13
24100	SUPPLIES	500.00	.00	.00	1,773.51	-1,273.51	354.70
24400	PERIODICALS	250.00	.00	.00	.00	250.00	.00
24625	REPAIRS	.00	.00	.00	.00	.00	.00
24650	COMPUTER SOFTWARE/LICENSE	328.00	10.00	.00	69.51	258.49	21.19
24675	LONG TERM PROJECTS	.00	.00	.00	.00	.00	.00
25300	FURNITURE AND EQUIPMENT	.00	.00	.00	.00	.00	.00

EFINANCE - POWERSCHOOL
 DATE: 09/11/2019
 TIME: 13:49:39

ESU COORDINATING COUNCIL
 BUDGET CONTROL STATUS

PAGE NUMBER: 10
 BUDSTAT1

SELECTION CRITERIA: ALL
 ACCOUNTING PERIOD: 12/19

ACCOUNT	TITLE	BUDGET	PERIOD EXPENDITURES	ENCUMBRANCES OUTSTANDING	YEAR TO DATE ENC + EXP	AVAILABLE BALANCE	YTD/ BUD
25600	COMPUTER HARDWARE	21,621.00	.00	.00	25,985.00	-4,364.00	120.18
26300	DUES/FEES	310.00	.00	.00	125.00	185.00	40.32
26700	TRAVEL EXPENSES/MILEAGE	5,000.00	397.82	.00	2,133.99	2,866.01	42.68
26800	CONFERENCE/CONVENTION/MTG	4,131.00	2,554.96	.00	3,357.70	773.30	81.28
26850	PROGRAM PURCHASES	.00	3,330.99	.00	3,330.99	-3,330.99	.00
26900	CONTINGENCY	.00	.00	.00	.00	.00	.00
TOTAL	BLENDED DEC GENERAL	270,388.00	42,800.13	.00	261,692.99	8,695.01	96.78

ORG UNIT - 0160641000 - BLENDED LMS GENERAL

21100	REGULAR SALARIES	.00	.00	.00	.00	.00	.00
21200	SUB OR TEMP	.00	.00	.00	.00	.00	.00
22000	EMPLOYEE BENEFITS	.00	.00	.00	.00	.00	.00
22100	SOCIAL SECURITY	.00	.00	.00	.00	.00	.00
22200	RETIREMENT	.00	.00	.00	.00	.00	.00
22300	HEALTH INSURANCE	.00	.00	.00	.00	.00	.00
22305	FLEX SPEND	.00	.00	.00	.00	.00	.00
22400	WORK COMP	.00	.00	.00	.00	.00	.00
22600	LIFE INSURANCE	.00	.00	.00	.00	.00	.00
22830	UNEMPLOYMENT INS	.00	.00	.00	.00	.00	.00
23150	ACCOUNTING/AUDIT	.00	.00	.00	.00	.00	.00
23170	LEGAL SERVICES	.00	.00	.00	.00	.00	.00
23180	CONTRACTED SERVICES	.00	.00	.00	.00	.00	.00
23190	PROFESSIONAL DEVELOPMENT	.00	.00	.00	.00	.00	.00
23240	UTILITIES	.00	.00	.00	.00	.00	.00
23270	RENTAL/LEASES	.00	.00	.00	.00	.00	.00
23500	ADVERTISING	.00	.00	.00	.00	.00	.00
23525	PRINTING	.00	.00	.00	.00	.00	.00
23810	POSTAGE	.00	.00	.00	.00	.00	.00
23820	PHONE	.00	.00	.00	.00	.00	.00
23830	COMPUTER/INTERNET SERVICE	.00	.00	.00	.00	.00	.00
24100	SUPPLIES	.00	.00	.00	.00	.00	.00
24400	PERIODICALS	.00	.00	.00	.00	.00	.00
24625	REPAIRS	.00	.00	.00	.00	.00	.00
24650	COMPUTER SOFTWARE/LICENSE	.00	.00	.00	.00	.00	.00
24675	LONG TERM PROJECTS	.00	.00	.00	.00	.00	.00
25300	FURNITURE AND EQUIPMENT	.00	.00	.00	.00	.00	.00
25600	COMPUTER HARDWARE	.00	.00	.00	.00	.00	.00
26300	DUES/FEES	.00	.00	.00	.00	.00	.00
26700	TRAVEL EXPENSES/MILEAGE	.00	.00	.00	.00	.00	.00
26800	CONFERENCE/CONVENTION/MTG	.00	.00	.00	.00	.00	.00
26850	PROGRAM PURCHASES	.00	.00	.00	.00	.00	.00
26900	CONTINGENCY	.00	.00	.00	.00	.00	.00
TOTAL	BLENDED LMS GENERAL	.00	.00	.00	.00	.00	.00

ORG UNIT - 0170100000 - ADMIN FLOW THROUGH

26950	FLOW THROUGH - EXPENSES	10,000.00	.00	.00	.00	10,000.00	.00
-------	-------------------------	-----------	-----	-----	-----	-----------	-----

EFINANCE - POWERSCHOOL
 DATE: 09/11/2019
 TIME: 13:49:39

ESU COORDINATING COUNCIL
 BUDGET CONTROL STATUS

PAGE NUMBER: 11
 BUDSTAT1

SELECTION CRITERIA: ALL
 ACCOUNTING PERIOD: 12/19

ACCOUNT	TITLE	BUDGET	PERIOD EXPENDITURES	ENCUMBRANCES OUTSTANDING	YEAR TO DATE ENC + EXP	AVAILABLE BALANCE	YTD/BUD
TOTAL	ADMIN FLOW THROUGH	10,000.00	.00	.00	.00	10,000.00	.00
ORG UNIT - 0170300000 - COOP FLOW THROUGH							
26950	FLOW THROUGH - EXPENSES	10,000.00	.00	.00	.00	10,000.00	.00
TOTAL	COOP FLOW THROUGH	10,000.00	.00	.00	.00	10,000.00	.00
ORG UNIT - 0170400000 - SRS FLOW THROUGH							
26950	FLOW THROUGH - EXPENSES	10,000.00	.00	.00	.00	10,000.00	.00
TOTAL	SRS FLOW THROUGH	10,000.00	.00	.00	.00	10,000.00	.00
ORG UNIT - 0170500000 - PD FLOW THROUGH							
26950	FLOW THROUGH - EXPENSES	20,000.00	.00	.00	.00	20,000.00	.00
TOTAL	PD FLOW THROUGH	20,000.00	.00	.00	.00	20,000.00	.00
ORG UNIT - 0170550000 - NWEA FLOW THROUGH							
26950	FLOW THROUGH - EXPENSES	10,000.00	.00	.00	.00	10,000.00	.00
TOTAL	NWEA FLOW THROUGH	10,000.00	.00	.00	.00	10,000.00	.00
ORG UNIT - 0170560000 - CRISIS FLOW THROUGH							
26950	FLOW THROUGH - EXPENSES	15,000.00	.00	.00	.00	15,000.00	.00
TOTAL	CRISIS FLOW THROUGH	15,000.00	.00	.00	.00	15,000.00	.00
ORG UNIT - 0170600000 - IMAT FLOW THROUGH							
26950	FLOW THROUGH - EXPENSES	20,000.00	.00	.00	.00	20,000.00	.00
TOTAL	IMAT FLOW THROUGH	20,000.00	.00	.00	.00	20,000.00	.00
ORG UNIT - 0170602000 - IMAT SP PROJ FLOW THROUGH							
26950	FLOW THROUGH - EXPENSES	10,000.00	.00	.00	.00	10,000.00	.00
TOTAL	IMAT SP PROJ FLOW THROUGH	10,000.00	.00	.00	.00	10,000.00	.00
ORG UNIT - 0170603000 - IMAT MED ACQ FLOW THROUGH							

EFINANCE - POWERSCHOOL
 DATE: 09/11/2019
 TIME: 13:49:39

ESU COORDINATING COUNCIL
 BUDGET CONTROL STATUS

PAGE NUMBER: 12
 BUDSTAT1

SELECTION CRITERIA: ALL
 ACCOUNTING PERIOD: 12/19

ACCOUNT	TITLE	BUDGET	PERIOD EXPENDITURES	ENCUMBRANCES OUTSTANDING	YEAR TO DATE ENC + EXP	AVAILABLE BALANCE	YTD/ BUD
26950	FLOW THROUGH - EXPENSES	10,000.00	.00	.00	.00	10,000.00	.00
TOTAL	IMAT MED ACQ FLOW THROUGH	10,000.00	.00	.00	.00	10,000.00	.00
ORG UNIT - 0170620000 - DEC FLOW THROUGH							
26950	FLOW THROUGH - EXPENSES	15,000.00	.00	.00	.00	15,000.00	.00
TOTAL	DEC FLOW THROUGH	15,000.00	.00	.00	.00	15,000.00	.00
ORG UNIT - 0170641000 - LMS FLOW THROUGH							
26950	FLOW THROUGH - EXPENSES	.00	.00	.00	.00	.00	.00
TOTAL	LMS FLOW THROUGH	.00	.00	.00	.00	.00	.00
TOTAL REPORT		5,327,266.00	472,026.61	5,435.94	3,094,643.95	2,232,622.05	58.09

August 31, 2019

Budget Summary

Checkbook Balances:					
As of Sept. 1, 2018 =		\$1,258,811.23			
As of August 1, 2019=		<u>\$1,343,598.12</u>			
	August 2019 Receipts	August 2019 Disbursements	August 2018 Receipts	August 2018 Disbursements	
ESUCC Admin	\$1,825.52	(\$30,181.54)			
COOP	\$112,509.36	(\$215,981.93)	\$1,868.01	(\$47,563.14)	
DEC	\$0.00	(\$39,299.13)	\$147,600.16	(\$240,241.46)	
IMAT	\$18,699.65	(\$14,926.31)	\$0.00	(\$36,658.05)	
LMS	\$0.00	\$0.00	\$0.00	(\$15,613.91)	
SRS	\$0.00	(\$64,356.23)	\$0.00	\$0.00	
PDO	\$4,215.00	(\$107,258.47)	\$0.00	(\$81,547.98)	
	\$137,249.53	(\$472,003.61)	\$375,438.62	(\$107,415.89)	
			\$524,906.79	(\$529,040.43)	
ESUCC Reserve	\$250,000.00				
As of August 31, 2019 =	\$1,008,844.04		August 31 2018 =	\$1,258,811.23	

Outstanding Receipts As Of 08/31/19	
ESUCC Admin.	\$1,629.41
Current Year Lobbyist Fees (billed 9/24/18)	\$1,629.41
COOP	\$270,348.39
Annual Buy Vendor Admin Fees	\$69,554.34
School Orders Worldbook/Movie Lic./Securly	\$185,751.22
AEPA/Special Buys/Food/Custodial Admin Fees	\$15,042.83
DEC	\$0.00
	\$0.00
IMAT	\$7,146.62
Current Year MSA Fees & TLT Special Project	\$7,146.62
SRS	\$0.00
SRS School Tier Billing	\$0.00
PDO	\$36,100.00
PD MSA Fees	\$0.00
PD Meetings/Trainings	\$800.00
Crisis	\$35,300.00
Total:	\$315,224.42

FY Net Activity 08/31/19	
ESUCC Admin	\$22,009.10
COOP	(\$150,968.04)
DEC	\$13,933.39
IMAT	(\$12,600.34)
SRS	\$90,835.84
PDO	(\$213,177.14)
	(\$249,967.19)

Budget Notes/Comments, August 2019:
58.09% Total Budget Usage
91.34% Adjusted Budget Usage
100.00% Budget Usage Average (12 months)

Notes/Special Receipts, August 2019:
(nothing special to report)

Notes/Special Disbursements, August 2019:
\$16,266.25 RMC Research, Innov Gen Contr Service
\$23,156.97 Journey Ed, Innov Tech Hardware
\$162,354.39 Securly, Coop Renewals
\$4,800.00 Markesoft LLC, Innov AAP Contr Service
\$9,952.15 Forward Force, Innov AAP Contr Service

August Expenses Payable September 2019 Total \$204,321.34	
Infobase Learning \$87,473.00	Learn360 Subscription
AESA \$7,690.00	State Membership Dues
Equal Level \$48,825.00	COOP Marketplace
Ion Wave Technologies \$27,000.00	COOP Sourcing Software
ESM \$33,333.34	COOP Settlement, Final

* Innovation funds, \$206,746.93
Submitted for reimbursement 06/14/19

September Expenses Payable October 2019 Total \$147,580.93	
NCSA \$6,000.00	NCSA Sponsorship
Matthew Dooley \$3,180.00	Innov Contract Service
Forward Force \$9,310.60	Innov Contract Service
Securly \$1,756.65	Coop School Orders
The Main Idea \$750.00	PDO SDA Subscription

EFINANCE - POWERSCHOOL
 DATE: 09/11/2019
 TIME: 13:50:24

ESU COORDINATING COUNCIL
 CHECK REGISTER - BY FUND

PAGE NUMBER: 1
 ACCTPA21

SELECTION CRITERIA: transact.yr='19' and transact.period='12'
 ACCOUNTING PERIOD: 1/20

FUND - 01 - GENERAL FUND

CASH ACCT	CHECK NO	ISSUE DT	VENDOR	NAME	ORG UNIT	ACCNT	----DESCRIPTION----	SALES TAX	AMOUNT
09000	14737	08/07/19	1064	ESU 17	0110100000	21100	ESUCC SALARIES	0.00	3,484.02
09000	14737	08/07/19	1064	ESU 17	0110100000	22100	ESUCC SS/MEDICARE	0.00	221.72
09000	14737	08/07/19	1064	ESU 17	0110100000	22200	ESUCC RETIREMENT	0.00	344.14
09000	14737	08/07/19	1064	ESU 17	0110100000	22400	ESUCC WORK COMP	0.00	67.70
09000	14737	08/07/19	1064	ESU 17	0110100000	23160	ESUCC FISCAL AGENT	0.00	206.00
09000	14737	08/07/19	1064	ESU 17	0110100000	23270	ESUCC RENT AINSWORT	0.00	63.42
09000	14737	08/07/19	1064	ESU 17	0130300000	21100	COOP SALARIES	0.00	18,105.73
09000	14737	08/07/19	1064	ESU 17	0130300000	22100	COOP SS/MEDICARE	0.00	1,087.42
09000	14737	08/07/19	1064	ESU 17	0130300000	22200	COOP RETIREMENT	0.00	1,788.46
09000	14737	08/07/19	1064	ESU 17	0130300000	22400	COOP WORK COMP	0.00	113.44
09000	14737	08/07/19	1064	ESU 17	0130300000	23270	COOP RENT AINSWORTH	0.00	1,013.35
09000	14737	08/07/19	1064	ESU 17	0130300000	23820	COOP PHONE AINSWORT	0.00	84.00
09000	14737	08/07/19	1064	ESU 17	0130300000	23525	COOP COPIER/PRINTIN	0.00	17.50
09000	14737	08/07/19	1064	ESU 17	0130300000	23280	COOP INSURANCE	0.00	32.00
09000	14737	08/07/19	1064	ESU 17	0160620000	21100	DEC SALARIES	0.00	9,593.91
09000	14737	08/07/19	1064	ESU 17	0160620000	22100	DEC SS/MEDICARE	0.00	631.11
09000	14737	08/07/19	1064	ESU 17	0160620000	22200	DEC RETIREMENT	0.00	947.66
09000	14737	08/07/19	1064	ESU 17	0160620000	22400	DEC WORK COMP	0.00	91.45
09000	14737	08/07/19	1064	ESU 17	0160620000	23270	DEC RENT AINSWORTH	0.00	9.08
09000	14737	08/07/19	1064	ESU 17	0160600000	21100	IMAT SALARIES	0.00	5,213.04
09000	14737	08/07/19	1064	ESU 17	0160600000	22100	IMAT SS/MEDICARE	0.00	369.39
09000	14737	08/07/19	1064	ESU 17	0160600000	22200	IMAT RETIREMENT	0.00	514.93
09000	14737	08/07/19	1064	ESU 17	0160600000	22400	IMAT WORK COMP	0.00	37.07
09000	14737	08/07/19	1064	ESU 17	0160600000	23270	IMAT RENT AINSWORTH	0.00	9.07
09000	14737	08/07/19	1064	ESU 17	0140400000	21100	SRS SALARIES	0.00	25,452.54
09000	14737	08/07/19	1064	ESU 17	0140400000	22100	SRS SS/MEDICARE	0.00	1,761.40
09000	14737	08/07/19	1064	ESU 17	0140400000	22200	SRS RETIREMENT	0.00	2,514.14
09000	14737	08/07/19	1064	ESU 17	0140400000	22400	SRS WORK COMP	0.00	159.04
09000	14737	08/07/19	1064	ESU 17	0140400000	22305	SRS WAGE WORKS	0.00	7.00
09000	14737	08/07/19	1064	ESU 17	0140400000	23270	SRS RENT AINSWORTH	0.00	9.08
09000	14737	08/07/19	1064	ESU 17	0150570310	21100	INNOV GEN SALARIES	0.00	24,698.26
09000	14737	08/07/19	1064	ESU 17	0150570310	22100	INNOV GEN SS/MEDICA	0.00	1,846.97
09000	14737	08/07/19	1064	ESU 17	0150570310	22200	INNOV GEN RETIREMEN	0.00	2,439.64
09000	14737	08/07/19	1064	ESU 17	0150570310	22400	INNOV GEN WORK COMP	0.00	116.21
09000	14737	08/07/19	1064	ESU 17	0150570310	22305	INNOV GEN WAGE WORK	0.00	14.00
TOTAL CHECK								0.00	103,063.89
09000	14738	08/07/19	1049	TOTALFUNDS	0130300000	23810	COOP POSTAGE FOR ME	0.00	1,115.11
09000	14739	08/07/19	1043	THE CINCINNATI INSU	0110100000	23280	ESUCC INSURANCE	0.00	5,375.00
09000	14740	08/07/19	1050	BISHOP BUSINESS	0110100000	23525	ESUCC PRINTING EXP	0.00	187.50
09000	14740	08/07/19	1050	BISHOP BUSINESS	0150500200	24100	PDO PRINTING EXP	0.00	265.11
09000	14740	08/07/19	1050	BISHOP BUSINESS	0140400000	23525	SRS PRINTING EXP	0.00	62.50
TOTAL CHECK								0.00	515.11
09000	14741	08/07/19	1054	RMC RESEARCH CORPOR	0150570310	23180	INNOV GEN CONTRACT	0.00	16,266.25
09000	14742	08/07/19	1006	BLACKBOARD	0160620000	26850	DEC BLACKBOARD	0.00	3,330.99
09000	14743	08/07/19	1057	ESU 3	0110100000	23270	ESUCC RENT OMAHA	0.00	225.63
09000	14743	08/07/19	1057	ESU 3	0130300000	23270	COOP RENT OMAHA	0.00	74.19

EFINANCE - POWERSCHOOL
 DATE: 09/11/2019
 TIME: 13:50:24

ESU COORDINATING COUNCIL
 CHECK REGISTER - BY FUND

PAGE NUMBER: 2
 ACCTPA21

SELECTION CRITERIA: transact.yr='19' and transact.period='12'
 ACCOUNTING PERIOD: 1/20

FUND - 01 - GENERAL FUND

CASH ACCT	CHECK NO	ISSUE DT	VENDOR	NAME	ORG UNIT	ACCNT	----DESCRIPTION----	SALES TAX	AMOUNT
09000	14743	08/07/19	1057	ESU 3	0140400000	23270	SRS RENT OMAHA	0.00	644.35
09000	14743	08/07/19	1057	ESU 3	0160600000	23270	IMAT RENT OMAHA	0.00	94.52
09000	14743	08/07/19	1057	ESU 3	0160620000	23270	DEC RENT OMAHA	0.00	180.91
09000	14743	08/07/19	1057	ESU 3	0110100000	23820	ESUCC PHONE OMAHA	0.00	49.62
09000	14743	08/07/19	1057	ESU 3	0160620000	23820	DEC PHONE OMAHA	0.00	24.81
09000	14743	08/07/19	1057	ESU 3	0140400000	23820	SRS PHONE OMAHA	0.00	74.43
09000	14743	08/07/19	1057	ESU 3	0110100000	23810	ESUCC POSTAGE OMAHA	0.00	32.10
09000	14743	08/07/19	1057	ESU 3	0110100000	23525	ESUCC PRINTING OMAH	0.00	0.36
09000	14743	08/07/19	1057	ESU 3	0150500200	26800	PDO PLANNING TEAM M	0.00	132.00
09000	14743	08/07/19	1057	ESU 3	0110100000	23270	ESUCC RENT OMAHA	0.00	225.63
09000	14743	08/07/19	1057	ESU 3	0130300000	23270	COOP RENT OMAHA	0.00	74.19
09000	14743	08/07/19	1057	ESU 3	0140400000	23270	SRS RENT OMAHA	0.00	644.35
09000	14743	08/07/19	1057	ESU 3	0160600000	23270	IMAT RENT OMAHA	0.00	94.52
09000	14743	08/07/19	1057	ESU 3	0160620000	23270	DEC RENT OMAHA	0.00	180.91
09000	14743	08/07/19	1057	ESU 3	0110100000	23820	ESUCC PHONE OMAHA	0.00	53.30
09000	14743	08/07/19	1057	ESU 3	0160620000	23820	DEC PHONE OMAHA	0.00	26.65
09000	14743	08/07/19	1057	ESU 3	0140400000	23820	SRS PHONE OMAHA	0.00	79.94
09000	14743	08/07/19	1057	ESU 3	0110100000	23810	ESUCC POSTAGE OMAHA	0.00	26.12
TOTAL CHECK									2,938.53
09000	14744	08/07/19	1150	ESU 5	0150560000	23190	CRISIS THREAT TRAIN	0.00	1,220.00
09000	14745	08/07/19	1067	ESU 10	0150570311	23180	INNOV SIMPL DEVELOP	0.00	1,360.00
09000	14745	08/07/19	1067	ESU 10	0160600000	26850	IMAT TLT SPEC PROJ	0.00	675.00
09000	14745	08/07/19	1067	ESU 10	0150570311	26700	INNOV SIMPL RUBRICS	0.00	55.78
TOTAL CHECK									2,090.78
09000	14746	08/07/19	1108	ESU 11	0110100000	24100	ESUCC SUPPLIES/BADG	0.00	1.84
09000	14747	08/07/19	1333	DAVID CITY PUBLIC S	0130300000	26850	COOP REFUND ADOBE P	0.00	750.00
09000	14748	08/07/19	1501	SOUTHEAST COMMUNITY	0150570314	23190	INNOV BLENDED WORKS	0.00	523.50
09000	14749	08/07/19	1387	COMFORT INN SUITES	0150570314	26700	INNOV BLENDED TRAVE	0.00	188.00
09000	14749	08/07/19	1387	COMFORT INN SUITES	0130300000	26700	COOP TRAVEL/LODGING	0.00	188.00
09000	14749	08/07/19	1387	COMFORT INN SUITES	0150570314	26700	INNOV BLENDED TRAVE	0.00	94.00
TOTAL CHECK									470.00
09000	14750	08/07/19	1403	HAMPTON INN SIDNEY	0150570314	23190	INNOV BLENDED LODGI	0.00	188.00
09000	14751	08/07/19	1061	DEB HERICKS	0110100000	26700	ESUCC TRAVEL EXP RE	0.00	139.30
09000	14752	08/07/19	1076	PRISCILLA QUINTANA	0110100000	26700	ESUCC TRAVEL EXP RE	0.00	118.61
09000	14752	08/07/19	1076	PRISCILLA QUINTANA	0130300000	26700	COOP TRAVEL EXP REI	0.00	118.61
TOTAL CHECK									237.22
09000	14753	08/07/19	1087	RHONDA EIS	0160600000	26700	IMAT TRAVEL EXP REI	0.00	83.52
09000	14753	08/07/19	1087	RHONDA EIS	0160600000	26700	IMAT TRAVEL EXP REI	0.00	49.88
TOTAL CHECK									133.40
09000	14754	08/07/19	1314	BETH KABES	0160620000	26700	DEC TRAVEL EXP REIM	0.00	374.92
09000	14754	08/07/19	1314	BETH KABES	0150570314	26700	INNOV BLENDED TRAVE	0.00	395.36

EFINANCE - POWERSCHOOL
 DATE: 09/11/2019
 TIME: 13:50:24

ESU COORDINATING COUNCIL
 CHECK REGISTER - BY FUND

PAGE NUMBER: 3
 ACCTPA21

SELECTION CRITERIA: transact.yr='19' and transact.period='12'
 ACCOUNTING PERIOD: 1/20

FUND - 01 - GENERAL FUND

CASH ACCT	CHECK NO	ISSUE DT	VENDOR	NAME	ORG UNIT	ACCNT	----DESCRIPTION----	SALES TAX	AMOUNT
09000	14754	08/07/19	1314	BETH KABES	0150570314	26700	INNOV BLENDED TRAVE	0.00	97.44
TOTAL CHECK								0.00	867.72
09000	14755	08/07/19	1444	MARKESOFT LLC	0150570313	23180	INNOV AAP CONTRACT	0.00	4,800.00
09000	14756	08/07/19	1441	FORWARD FORCE LLC	0150570313	23180	INNOV AAP CONTRACT	0.00	9,952.15
09000	14757	08/07/19	1443	PATRICIA JEFFERS	0150570314	23190	INNOV BLENDED CATER	0.00	200.00
09000	14758	08/07/19	1460	EAGLE TECHNOLOGIES	0150570312	25600	INNOV TECH HARDWARE	0.00	414.22
09000	14759	08/07/19	1397	JOURNEYED.COM INC.	0110100000	24650	ESUCC SOFTWARE ADOB	0.00	10.00
09000	14759	08/07/19	1397	JOURNEYED.COM INC.	0160620000	24650	DEC SOFTWARE ADOBE	0.00	10.00
09000	14759	08/07/19	1397	JOURNEYED.COM INC.	0130300000	24650	COOP SOFTWARE ADOBE	0.00	15.00
09000	14759	08/07/19	1397	JOURNEYED.COM INC.	0140400000	24650	SRS SOFTWARE ADOBE	0.00	15.00
09000	14759	08/07/19	1397	JOURNEYED.COM INC.	0160600000	24650	IMAT SOFTWARE ADOBE	0.00	5.00
TOTAL CHECK								0.00	55.00
09000	14760	08/07/19	1397	JOURNEYED.COM INC.	0150570312	25600	INNOV TECH HARDWARE	0.00	12,920.95
09000	14760	08/07/19	1397	JOURNEYED.COM INC.	0150570312	25600	INNOV TECH HARDWARE	0.00	311.53
09000	14760	08/07/19	1397	JOURNEYED.COM INC.	0150570312	25600	INNOV TECH HARDWARE	0.00	9,924.49
TOTAL CHECK								0.00	23,156.97
09000	14761	08/07/19	1131	INNOVATIVE OFFICE S	0130300000	24100	COOP SUPPLIES	0.00	7.36
09000	14761	08/07/19	1131	INNOVATIVE OFFICE S	0110100000	24100	ESUCC SUPPLIES	0.00	30.85
TOTAL CHECK								0.00	38.21
09000	14762	08/07/19	1442	SECURLY	0130300000	26850	COOP SECURLY RENEWA	0.00	128.61
09000	14762	08/07/19	1442	SECURLY	0130300000	26850	COOP SECURLY RENEWA	0.00	790.62
09000	14762	08/07/19	1442	SECURLY	0130300000	26850	COOP SECURLY RENEWA	0.00	360.15
09000	14762	08/07/19	1442	SECURLY	0130300000	26850	COOP SECURLY RENEWA	0.00	943.25
09000	14762	08/07/19	1442	SECURLY	0130300000	26850	COOP SECURLY RENEWA	0.00	1,114.75
09000	14762	08/07/19	1442	SECURLY	0130300000	26850	COOP SECURLY RENEWA	0.00	1,200.50
09000	14762	08/07/19	1442	SECURLY	0130300000	26850	COOP SECURLY RENEWA	0.00	480.20
09000	14762	08/07/19	1442	SECURLY	0130300000	26850	COOP SECURLY RENEWA	0.00	505.93
09000	14762	08/07/19	1442	SECURLY	0130300000	26850	COOP SECURLY RENEWA	0.00	51.45
09000	14762	08/07/19	1442	SECURLY	0130300000	26850	COOP SECURLY RENEWA	0.00	428.75
09000	14762	08/07/19	1442	SECURLY	0130300000	26850	COOP SECURLY RENEWA	0.00	86,652.06
09000	14762	08/07/19	1442	SECURLY	0130300000	26850	COOP SECURLY RENEWA	0.00	13,893.21
09000	14762	08/07/19	1442	SECURLY	0130300000	26850	COOP SECURLY RENEWA	0.00	9,089.50
09000	14762	08/07/19	1442	SECURLY	0130300000	26850	COOP SECURLY RENEWA	0.00	6,916.60
09000	14762	08/07/19	1442	SECURLY	0130300000	26850	COOP SECURLY RENEWA	0.00	3,430.00
09000	14762	08/07/19	1442	SECURLY	0130300000	26850	COOP SECURLY RENEWA	0.00	274.40
09000	14762	08/07/19	1442	SECURLY	0130300000	26850	COOP SECURLY RENEWA	0.00	1,080.45
09000	14762	08/07/19	1442	SECURLY	0130300000	26850	COOP SECURLY RENEWA	0.00	1,474.90
09000	14762	08/07/19	1442	SECURLY	0130300000	26850	COOP SECURLY RENEWA	0.00	1,440.60
09000	14762	08/07/19	1442	SECURLY	0130300000	26850	COOP SECURLY RENEWA	0.00	1,766.45
09000	14762	08/07/19	1442	SECURLY	0130300000	26850	COOP SECURLY RENEWA	0.00	3,532.90
09000	14762	08/07/19	1442	SECURLY	0130300000	26850	COOP SECURLY RENEWA	0.00	156.80
09000	14762	08/07/19	1442	SECURLY	0130300000	26850	COOP SECURLY RENEWA	0.00	514.50
09000	14762	08/07/19	1442	SECURLY	0130300000	26850	COOP SECURLY RENEWA	0.00	85.75
09000	14762	08/07/19	1442	SECURLY	0130300000	26850	COOP SECURLY RENEWA	0.00	171.50

EFINANCE - POWERSCHOOL
 DATE: 09/11/2019
 TIME: 13:50:24

ESU COORDINATING COUNCIL
 CHECK REGISTER - BY FUND

PAGE NUMBER: 4
 ACCTPA21

SELECTION CRITERIA: transact.yr='19' and transact.period='12'
 ACCOUNTING PERIOD: 1/20

FUND - 01 - GENERAL FUND

CASH ACCT	CHECK NO	ISSUE DT	VENDOR	NAME	ORG UNIT	ACCNT	----DESCRIPTION----	SALES TAX	AMOUNT
09000	14762	08/07/19	1442	SECURLY	0130300000	26850	COOP SECURLY RENEWA	0.00	308.70
09000	14762	08/07/19	1442	SECURLY	0130300000	26850	COOP SECURLY RENEWA	0.00	540.23
09000	14762	08/07/19	1442	SECURLY	0130300000	26850	COOP SECURLY RENEWA	0.00	257.25
09000	14762	08/07/19	1442	SECURLY	0130300000	26850	COOP SECURLY RENEWA	0.00	2,572.50
09000	14762	08/07/19	1442	SECURLY	0130300000	26850	COOP SECURLY RENEWA	0.00	4,287.50
09000	14762	08/07/19	1442	SECURLY	0130300000	26850	COOP SECURLY RENEWA	0.00	771.75
09000	14762	08/07/19	1442	SECURLY	0130300000	26850	COOP SECURLY RENEWA	0.00	308.70
09000	14762	08/07/19	1442	SECURLY	0130300000	26850	COOP SECURLY RENEWA	0.00	265.83
09000	14762	08/07/19	1442	SECURLY	0130300000	26850	COOP SECURLY RENEWA	0.00	111.48
09000	14762	08/07/19	1442	SECURLY	0130300000	26850	COOP SECURLY RENEWA	0.00	149.70
09000	14762	08/07/19	1442	SECURLY	0130300000	26850	COOP SECURLY RENEWA	0.00	254.80
09000	14762	08/07/19	1442	SECURLY	0130300000	26850	COOP SECURLY RENEWA	0.00	149.70
09000	14762	08/07/19	1442	SECURLY	0130300000	26850	COOP SECURLY RENEWA	0.00	222.95
09000	14762	08/07/19	1442	SECURLY	0130300000	26850	COOP SECURLY RENEWA	0.00	1,543.50
09000	14762	08/07/19	1442	SECURLY	0130300000	26850	COOP SECURLY RENEWA	0.00	634.55
09000	14762	08/07/19	1442	SECURLY	0130300000	26850	COOP SECURLY RENEWA	0.00	222.95
09000	14762	08/07/19	1442	SECURLY	0130300000	26850	COOP SECURLY RENEWA	0.00	299.39
09000	14762	08/07/19	1442	SECURLY	0130300000	26850	COOP SECURLY RENEWA	0.00	445.90
09000	14762	08/07/19	1442	SECURLY	0130300000	26850	COOP SECURLY RENEWA	0.00	445.90
09000	14762	08/07/19	1442	SECURLY	0130300000	26850	COOP SECURLY RENEWA	0.00	686.00
09000	14762	08/07/19	1442	SECURLY	0130300000	26850	COOP SECURLY RENEWA	0.00	493.92
09000	14762	08/07/19	1442	SECURLY	0130300000	26850	COOP SECURLY RENEWA	0.00	562.52
09000	14762	08/07/19	1442	SECURLY	0130300000	26850	COOP SECURLY RENEWA	0.00	891.80
09000	14762	08/07/19	1442	SECURLY	0130300000	26850	COOP SECURLY RENEWA	0.00	257.25
09000	14762	08/07/19	1442	SECURLY	0130300000	26850	COOP SECURLY RENEWA	0.00	1,470.00
09000	14762	08/07/19	1442	SECURLY	0130300000	26850	COOP SECURLY RENEWA	0.00	1,568.00
09000	14762	08/07/19	1442	SECURLY	0130300000	26850	COOP SECURLY RENEWA	0.00	3,679.90
09000	14762	08/07/19	1442	SECURLY	0130300000	26850	COOP SECURLY RENEWA	0.00	1,097.60
09000	14762	08/07/19	1442	SECURLY	0130300000	26850	COOP SECURLY RENEWA	0.00	428.75
09000	14762	08/07/19	1442	SECURLY	0130300000	26850	COOP SECURLY RENEWA	0.00	428.75
09000	14762	08/07/19	1442	SECURLY	0130300000	26850	COOP SECURLY RENEWA	0.00	42.88
09000	14762	08/07/19	1442	SECURLY	0130300000	26850	COOP SECURLY RENEWA	0.00	469.91
TOTAL CHECK								0.00	162,354.39
09000	14763	08/07/19	1431	UNL ITS COMMUNICATI	0130300000	23830	COOP DATA CENTER SP	0.00	63.65
09000	14763	08/07/19	1431	UNL ITS COMMUNICATI	0140400000	23830	SRS DATA CENTER SPA	0.00	381.88
09000	14763	08/07/19	1431	UNL ITS COMMUNICATI	0160600000	23830	IMAT DATA CENTER SP	0.00	101.83
09000	14763	08/07/19	1431	UNL ITS COMMUNICATI	0160620000	23830	DEC DATA CENTER SPA	0.00	89.10
TOTAL CHECK								0.00	636.46
09000	14764	08/07/19	1101	CRAIG PETERSON	0130300000	26700	COOP TRAVEL EXP REI	0.00	191.98
09000	14765	08/28/19	1064	ESU 17	0140400000	22400	SRS WORK COMP	0.00	159.04
09000	14765	08/28/19	1064	ESU 17	0140400000	22305	SRS WAGE WORKS	0.00	7.00
09000	14765	08/28/19	1064	ESU 17	0140400000	23270	SRS RENT AINSWORTH	0.00	9.08
09000	14765	08/28/19	1064	ESU 17	0150570310	21100	INNOV GEN SALARIES	0.00	14,029.74
09000	14765	08/28/19	1064	ESU 17	0150570310	22100	INNOV GEN SS/MEDICA	0.00	1,030.83
09000	14765	08/28/19	1064	ESU 17	0150570310	22200	INNOV GEN RETIREMEN	0.00	1,385.83
09000	14765	08/28/19	1064	ESU 17	0150570310	22400	INNOV GEN WORK COMP	0.00	116.21
09000	14765	08/28/19	1064	ESU 17	0150570310	22305	INNOV GEN WAGE WORK	0.00	14.00
09000	14765	08/28/19	1064	ESU 17	0130300000	21100	COOP SALARIES	0.00	18,909.21
09000	14765	08/28/19	1064	ESU 17	0130300000	22100	COOP SS/MEDICARE	0.00	1,133.73

EFINANCE - POWERSCHOOL
 DATE: 09/11/2019
 TIME: 13:50:24

ESU COORDINATING COUNCIL
 CHECK REGISTER - BY FUND

PAGE NUMBER: 5
 ACCTPA21

SELECTION CRITERIA: transact.yr='19' and transact.period='12'
 ACCOUNTING PERIOD: 1/20

FUND - 01 - GENERAL FUND

CASH ACCT	CHECK NO	ISSUE DT	VENDOR	NAME	ORG UNIT	ACCNT	----DESCRIPTION----	SALES TAX	AMOUNT
09000	14765	08/28/19	1064	ESU 17	0130300000	22200	COOP RETIREMENT	0.00	1,867.82
09000	14765	08/28/19	1064	ESU 17	0130300000	22400	COOP WORK COMP	0.00	113.45
09000	14765	08/28/19	1064	ESU 17	0130300000	23270	COOP RENT AINSWORTH	0.00	1,013.35
09000	14765	08/28/19	1064	ESU 17	0130300000	23820	COOP PHONE AINSWORTH	0.00	84.00
09000	14765	08/28/19	1064	ESU 17	0130300000	23525	COOP PRINTING/COPIE	0.00	17.50
09000	14765	08/28/19	1064	ESU 17	0130300000	23280	COOP INSURANCE AINS	0.00	32.00
09000	14765	08/28/19	1064	ESU 17	0160620000	21100	DEC SALARIES	0.00	15,218.57
09000	14765	08/28/19	1064	ESU 17	0160620000	22100	DEC SS/MEDICARE	0.00	955.25
09000	14765	08/28/19	1064	ESU 17	0160620000	22200	DEC RETIREMENT	0.00	1,503.26
09000	14765	08/28/19	1064	ESU 17	0160620000	22400	DEC WORK COMP	0.00	91.45
09000	14765	08/28/19	1064	ESU 17	0160620000	23270	DEC RENT AINSWORTH	0.00	9.08
09000	14765	08/28/19	1064	ESU 17	0160600000	21100	IMAT SALARIES	0.00	6,177.24
09000	14765	08/28/19	1064	ESU 17	0160600000	22100	IMAT SS/MEDICARE	0.00	424.95
09000	14765	08/28/19	1064	ESU 17	0160600000	22200	IMAT RETIREMENT	0.00	610.18
09000	14765	08/28/19	1064	ESU 17	0160600000	22400	IMAT WORK COMP	0.00	37.07
09000	14765	08/28/19	1064	ESU 17	0160600000	23270	IMAT RENT AINSWORTH	0.00	9.07
09000	14765	08/28/19	1064	ESU 17	0140400000	21100	SRS SALARIES	0.00	26,560.11
09000	14765	08/28/19	1064	ESU 17	0140400000	22100	SRS SS/MEDICARE	0.00	1,881.92
09000	14765	08/28/19	1064	ESU 17	0140400000	22200	SRS RETIREMENT	0.00	2,094.10
09000	14765	08/28/19	1064	ESU 17	0110100000	21100	ESUCC SALARIES	0.00	11,278.19
09000	14765	08/28/19	1064	ESU 17	0110100000	22100	ESUCC SS/MEDICARE	0.00	670.89
09000	14765	08/28/19	1064	ESU 17	0110100000	22200	ESUCC RETIREMENT	0.00	1,114.04
09000	14765	08/28/19	1064	ESU 17	0110100000	22400	ESUCC WORK COMP	0.00	67.70
09000	14765	08/28/19	1064	ESU 17	0110100000	23160	ESUCC FISCAL AGENT	0.00	206.00
09000	14765	08/28/19	1064	ESU 17	0110100000	23270	ESUCC RENT AINSWORTH	0.00	63.42
TOTAL CHECK									108,895.28
09000	14766	08/28/19	1209	CINCINNATI INSURANC	0110100000	23280	ESUCC INSURANCE	0.00	25.00
09000	14767	08/28/19	1049	TOTALFUNDS	0130300000	23810	COOP POSTAGE METER	0.00	56.12
09000	14768	08/28/19	1196	MAILFINANCE	0130300000	23810	COOP POSTAGE METER	0.00	223.93
09000	14769	08/28/19	1226	PUBLICATION PRINTIN	0110100000	24100	ESUCC SUPPLIES	0.00	89.90
09000	14769	08/28/19	1226	PUBLICATION PRINTIN	0140400000	24100	SRS SUPPLIES	0.00	89.90
TOTAL CHECK									179.80
09000	14770	08/28/19	1431	UNL ITS COMMUNICATI	0130300000	23830	COOP DATA CENTER SP	0.00	63.65
09000	14770	08/28/19	1431	UNL ITS COMMUNICATI	0140400000	23830	SRS DATA CENTER SPA	0.00	381.88
09000	14770	08/28/19	1431	UNL ITS COMMUNICATI	0160600000	23830	IMAT DATA CENTER SP	0.00	101.83
09000	14770	08/28/19	1431	UNL ITS COMMUNICATI	0160620000	23830	DEC DATA CENTER SPA	0.00	89.10
TOTAL CHECK									636.46
09000	14771	08/28/19	1502	NEBRASKA DEPARTMENT	0160620000	23180	DEC FUTURE READY CO	0.00	3,000.00
09000	14772	08/28/19	1057	ESU 3	0110100000	23270	ESUCC RENT OMAHA	0.00	225.63
09000	14772	08/28/19	1057	ESU 3	0110100000	23810	ESUCC POSTGE OMAHA	0.00	13.55
09000	14772	08/28/19	1057	ESU 3	0110100000	23820	ESUCC PHONE OMAHA	0.00	34.21
09000	14772	08/28/19	1057	ESU 3	0130300000	23270	COOP RENT OMAHA	0.00	74.19
09000	14772	08/28/19	1057	ESU 3	0130300000	23830	COOP INTERNET OMAHA	0.00	10.00
09000	14772	08/28/19	1057	ESU 3	0140400000	23270	SRS RENT OMAHA	0.00	644.35
09000	14772	08/28/19	1057	ESU 3	0140400000	23820	SRS PHONE OMAHA	0.00	51.32

EFINANCE - POWERSCHOOL
 DATE: 09/11/2019
 TIME: 13:50:24

ESU COORDINATING COUNCIL
 CHECK REGISTER - BY FUND

SELECTION CRITERIA: transact.yr='19' and transact.period='12'
 ACCOUNTING PERIOD: 1/20

FUND - 01 - GENERAL FUND

CASH ACCT	CHECK NO	ISSUE DT	VENDOR	NAME	ORG UNIT	ACCNT	----DESCRIPTION----	SALES TAX	AMOUNT
09000	14772	08/28/19	1057	ESU 3	0140400000	23830	SRS INTERNET OMAHA	0.00	60.00
09000	14772	08/28/19	1057	ESU 3	0150500200	26800	PD PRO DEV CONF PRI	0.00	288.84
09000	14772	08/28/19	1057	ESU 3	0160600000	23270	IMAT RENT OMAHA	0.00	94.52
09000	14772	08/28/19	1057	ESU 3	0160600000	23830	IMAT INTERNET OMAHA	0.00	65.00
09000	14772	08/28/19	1057	ESU 3	0160620000	23270	DEC RENT OMAHA	0.00	180.91
09000	14772	08/28/19	1057	ESU 3	0160620000	23820	DEC PHONE OMAHA	0.00	17.10
09000	14772	08/28/19	1057	ESU 3	0160620000	23830	DEC INTERNET OMAHA	0.00	65.00
TOTAL CHECK									1,824.62
09000	14773	08/28/19	1428	QUALITY INN OGALLAL	0150560000	23190	CRISIS PRO DEV TRAI	0.00	1,840.41
09000	14774	08/28/19	1503	KRAIG LOFQUIST	0110100000	26700	ESUCC TRAVEL EXP RE	0.00	504.78
09000	14775	08/28/19	1061	DEB HERICKS	0110100000	24100	ESUCC TRAVEL EXP RE	0.00	69.07
09000	14776	08/28/19	1076	PRISCILLA QUINTANA	0110100000	26700	ESUCC TRAVEL EXP RE	0.00	170.94
09000	14776	08/28/19	1076	PRISCILLA QUINTANA	0130300000	26700	COOP TRAVEL EXP REI	0.00	170.95
TOTAL CHECK									341.89
09000	14777	08/28/19	1087	RHONDA EIS	0160600000	26700	IMAT TRAVEL EXP REI	0.00	58.63
09000	14778	08/28/19	1111	WADE FRUHLING	0140400000	26700	SRS TRAVEL EXP REIM	0.00	351.48
09000	14779	08/28/19	1131	INNOVATIVE OFFICE S	0130300000	24100	COOP OFFICE SUPPLIE	0.00	23.92
09000	14780	08/28/19	1442	SECURLY	0130300000	26850	COOP SECURLY BRIDGE	0.00	3,540.25
09000	14781	08/29/19	1247	KSB SCHOOL LAW	0110100000	23170	ESUCC LEGAL SERVICE	0.00	1,229.15
09000	14781	08/29/19	1247	KSB SCHOOL LAW	0130300000	23170	COOP LEGAL SERVICE	0.00	1,229.15
09000	14781	08/29/19	1247	KSB SCHOOL LAW	0140400000	23170	SRS LEGAL SERVICE	0.00	200.10
09000	14781	08/29/19	1247	KSB SCHOOL LAW	0160600000	23170	IMAT LEGAL SERVICE	0.00	100.05
09000	14781	08/29/19	1247	KSB SCHOOL LAW	0160620000	23170	DEC LEGAL SERVICE	0.00	100.05
TOTAL CHECK									2,858.50
09000	EFT00116	08/07/19	1043	THE CINCINNATI INSU	0110100000	23280	ESUCC INSURANCE	0.00	950.00
09000	EFT00117	08/07/19	1039	UNION BANK & TRUST	0110100000	26800	ESUCC AESA CONFEREN	0.00	495.00
09000	EFT00117	08/07/19	1039	UNION BANK & TRUST	0110100000	23190	ESUCC PRO DEV PESI	0.00	199.99
09000	EFT00117	08/07/19	1039	UNION BANK & TRUST	0110100000	26800	ESUCC CONF EXPENSE	0.00	324.96
09000	EFT00117	08/07/19	1039	UNION BANK & TRUST	0110100000	25600	ESUCC COMPUTER HARD	0.00	419.99
09000	EFT00117	08/07/19	1039	UNION BANK & TRUST	0110100000	26800	ESUCC CONF MATERIAL	0.00	47.98
09000	EFT00117	08/07/19	1039	UNION BANK & TRUST	0140400000	24650	SRS SOFTWARE GITHUB	0.00	25.00
09000	EFT00117	08/07/19	1039	UNION BANK & TRUST	0140400000	24650	SRS SOFTWARE ATLASS	0.00	10.30
TOTAL CHECK									1,523.22
09000	EFT00118	08/28/19	1209	CINCINNATI INSURANC	0110100000	23280	ESUCC INSURANCE	0.00	12.00
09000	EFT00119	08/28/19	1039	UNION BANK & TRUST	0110100000	26700	ESUCC TRAVEL/PARKIN	0.00	11.25
09000	EFT00119	08/28/19	1039	UNION BANK & TRUST	0110100000	26800	ESUCC CONF/MEETING	0.00	1,165.00
09000	EFT00119	08/28/19	1039	UNION BANK & TRUST	0160620000	26800	DEC CONF/MEETING EX	0.00	2,554.96
09000	EFT00119	08/28/19	1039	UNION BANK & TRUST	0110100000	25600	ESUCC COMPUTER HARD	0.00	34.99
09000	EFT00119	08/28/19	1039	UNION BANK & TRUST	0150570312	26700	INNOV TECH, NCSA	0.00	125.00

EFINANCE - POWERSCHOOL
 DATE: 09/11/2019
 TIME: 13:50:24

ESU COORDINATING COUNCIL
 CHECK REGISTER - BY FUND

PAGE NUMBER: 7
 ACCTPA21

SELECTION CRITERIA: transact.yr='19' and transact.period='12'
 ACCOUNTING PERIOD: 1/20

FUND - 01 - GENERAL FUND

CASH ACCT	CHECK NO	ISSUE DT	VENDOR	NAME	ORG UNIT	ACCNT	-----DESCRIPTION-----	SALES TAX	AMOUNT
09000	EFT00119	08/28/19	1039	UNION BANK & TRUST	0110100000	24100	ESUCC SUPPLIES	0.00	65.99
09000	EFT00119	08/28/19	1039	UNION BANK & TRUST	0140400000	24650	SRS SOFTWARE, GITHU	0.00	25.00
09000	EFT00119	08/28/19	1039	UNION BANK & TRUST	0150570312	26700	INNOV TECH TRAVEL/P	0.00	3.75
09000	EFT00119	08/28/19	1039	UNION BANK & TRUST	0130300000	26700	COOP TRAVEL/MEALS	0.00	43.39
09000	EFT00119	08/28/19	1039	UNION BANK & TRUST	0160620000	26700	DEC TRAVEL/MEALS	0.00	22.90
09000	EFT00119	08/28/19	1039	UNION BANK & TRUST	0130300000	26700	COOP TRAVEL/PARKING	0.00	10.00
TOTAL CHECK								0.00	4,062.23
TOTAL CASH ACCOUNT								0.00	472,003.61
TOTAL FUND								0.00	472,003.61
TOTAL REPORT								0.00	472,003.61

Posting Job Description

AGENCY: Educational Service Unit Coordinating Council (ESUCC)

JOB TITLE: CHIEF EXECUTIVE OFFICER (CEO)

JOB DESCRIPTION: Serves as Chief Executive Officer for the Educational Service Unit Coordinating Council; charged with the responsibility of implementing Council Bylaws, maintaining a focus on the statutory mission of ESUCC and general administration of the Council.

SUPERVISOR: Educational Service Unit Coordinating Council (composed of the ESU Administrator of each Service Unit)

SUPERVISING: All functions of ESUCC

MINIMUM QUALIFICATIONS:

A. Education Level:

Specialist Degree in Educational Administration and Supervision from an accredited college or institution is preferred.

B. Certification or Licensure:

None

C. Experience Desired:

Five Years of Experience working within the ESUCC organization, for an Educational Service Unit(s), or a combination thereof.

D. Other Requirements:

Understanding of complex organizational systems; knowledge of Nebraska Law and ESUCC Finance, effective use of technology, strategic planning related to change and demographics; familiarity with the Nebraska Legislature, ability to

interpret laws, statewide travel, availability for extended hours of work; ability to develop relationships with a variety of stakeholders.

ESSENTIAL JOB FUNCTIONS:

1. The CEO shall be the chief executive officer for the ESUCC and shall coordinate the operations and functions of the Council.
2. Although the CEO has the power to delegate any of his/her duties, he/she shall remain responsible to the ESUCC for all such duties.
3. The CEO shall attend all meetings of the ESUCC unless excused at his/her own request except any meeting or portion of a meeting at which his/her own election or re-election is under consideration.
4. The CEO shall prepare or cause to be prepared an annual budget to be presented to the ESUCC for consideration no later than the regular September meeting. He/she shall administer the budget as enacted by the Council and shall have the power to examine and clarify all budgeted items and purchases.
5. The CEO may authorize purchase orders for the items covered by the budget.
6. The CEO may, with prior approval of the Council, select and recommend individuals to serve on ad hoc committees of ESUCC and on committees set up by ESUCC affiliate groups.
7. The CEO shall serve as the Governmental Relations Specialist for the legislature and work with the legislative committee of ESUCC to determine the Council platform.
8. The CEO shall work with the ESUCC treasurer and accountant to establish and maintain an accurate account of all financial transactions keeping a record that portrays receipts, distribution and disbursement of all funds.
9. The CEO shall be responsible for an accurate account of all materials and equipment. He/she shall report to the Council any losses of materials or equipment not consumed in use.
10. The CEO shall conduct such research as may be necessary in keeping the Council informed regarding needed programs, progress of programs, the need for new programs and any other matter of concern to the Council.

11. The CEO shall carry on a program of public relations and shall be responsible for appropriate publicity. All publicity except those items delegated to the President of the Council shall have approval of the CEO prior to publication.
12. In the absence of by-laws or direction by the Council, the CEO shall assume the authority necessary to deal effectively with unforeseen situations and shall report such actions to the Council at their meeting.
13. The CEO shall establish procedures to insure compliance with ESUCC bylaws, Master Services Agreement and State and Federal law.
14. The CEO or his or her selected designee shall be responsible for evaluating the performance of statewide programs and to make appropriate recommendations to the Council regarding continuation or termination of such programs.
15. ESUCC shall be represented only by the CEO or his/her designated representative at meetings affecting ESUCC programs or policy.
16. The CEO shall facilitate communications among entities working with or for ESUCC including but not limited to NESUBA, ESUs that serve as fiscal agents for ESUCC programs; NITC, the legislature; NCSA; NDE and individual ESUs.
17. The CEO shall be responsible to arrange for an annual audit of the operations and complete all state and federal forms required of a political sub-division.
18. The CEO shall be responsible for collecting and reporting data that is necessary to complete reporting requirements of the State and Federal Government.
19. The CEO shall develop administrative procedures, rules, and all forms required to assure efficient implementation of Council By-laws.
20. The CEO shall be responsible for the necessary arrangements for all meetings and trainings conducted on behalf of the Council.
21. The CEO shall provide leadership for the Council and assist in the development of Strategic Planning for ESUCC as required by State Law.
22. The CEO shall work with representatives of business and government in order to generate financial and other support for ESUCC.

23. The CEO shall promote a partnership between ESUCC and the Nebraska Department of Education in order to fund and provide statewide trainings for ESUCC and the ESU affiliate groups.

24. Other duties as assigned by the Council.

PHYSICAL REQUIREMENTS:

	NEVER 0 %	OCCASIONAL 1% to 32 %	FREQUENT 33 % to 66%	CONSTANT 67% to 100%
A. STANDING		X		
B. WALKING		X		
C. SITTING			X	
D. BENDING / STOOPING		X		
E. REACHING / PUSHING		X		
F. CLIMBING		X		
G. DRIVING				X
H. LIFTING				X
I. CARRYING				X

MANUAL DEXTERITY TASKS:

SPECIFY:

Computer

Calculator

Telephone

AV Equipment (VCR, DVR, Projector, Recorder)

Copier

OTHER REQUIREMENTS (INTELLECTUAL, SENSORY):

SPECIFY:

Skills in effective oral and written communication

Computation skills in completing reports and other forms

Ability to organize own time and tasks

Effective skills in leadership, human relations, organization, problem solving and conflict resolution

Assessment and evaluation skills

Ability to deal with stress and time pressures

Skills in organization, problem solving and conflict management

Leadership and decision-making skills

Ability to work well with others and motivate them

WORKING CONDITIONS:

A. INSIDE ___ OUTSIDE __ BOTH _X_

B. CLIMATIC ENVIRONMENT:

SPECIFY:

Visit to schools and other facilities involve extremes of temperature

Extremes of temperature and humidity in non air-conditioned buildings

Primary work space is an air-conditioned office. Some duties may involve exposure to extremes in temperature and humidity

Air-conditioned office

C. HAZARDS: SPECIFY:

Stress caused by managing conflicts

JOB EVALUATION: The Educational Service Unit Coordinating Council will evaluate the abilities and services of the Administrator through a formal procedure at least annually.

**EMPLOYMENT AGREEMENT
EXECUTIVE DIRECTOR ASSIGNED TO ESUCC PROJECTS**

THIS EMPLOYMENT AGREEMENT is made by and between the **Educational Service Unit No. 17 of the State of Nebraska**, and referred to as "ESU 17", and Dr. Craig J. Lofquist, referred to herein as "the Executive Director". In accordance with its action taken and recorded in the minutes of a duly advertised board meeting, the ESU 17 Board agrees to employ the Executive Director, and the Executive Director agrees to accept such employment, subject to the terms and conditions set forth herein.

Section 1. Term of Employment. The Executive Director shall be employed indefinitely commencing on July 1, 2019. References to "contract year" shall mean the period from July 1st through June 30th and shall consist of all days except Saturdays and Sundays and any holidays or leave days listed in Section 8.

Section 2. Salary. The Executive Director's salary for the 2019-20 contract year shall be \$170,000.00 which shall be paid in 12 equal monthly installments beginning in the month of August 2019. The Executive Director shall also receive "additional compensation" as provided in Exhibit B to the Negotiated Agreement between the certificated personnel of ESU 17 and ESU 17 in the amount of \$22,846.00 for the 2019-20 contract year shall be paid in 12 equal monthly installments beginning in the month of August 2019. ESU 17 shall not reduce the Executive Director's salary during the term of this Agreement, but may increase it and/or the benefits during the term of this Agreement, as an amendment to the Agreement, without the amendment constituting a new contract, requiring a hearing, or extending the term of this Agreement.

Section 3. Deductions. This Agreement shall conform to the statutes and regulations governing deductions from compensation and shall be subject to the School Employees Retirement Act. The Executive Director authorizes ESU 17 to deduct or withhold from each and every period of pay any amounts necessary to offset any damages caused by the Executive Director or the value of property or money entrusted to the Executive Director or owed by the Executive Director to ESU 17 or to the Educational Service Unit Coordinating Council (ESUCC) during the course of or as a result of the Executive Director's employment, if such property or money have not properly been returned to ESU 17 or ESUCC. ESU 17 shall withhold other deductions as the Executive Director and Board may agree.

Section 4. Professional Status. The Executive Director affirms that he or she is not under contract with any other school district, educational




service unit, or other entity covering any part or all of the term provided in this Agreement. Throughout the Agreement term, he or she will hold a valid and appropriate certificate to act as a superintendent of schools in the State of Nebraska which he will register and maintain on file in ESU 17's central administrative office. This Agreement shall not be valid and ESU 17 will not compensate the Executive Director for any service performed prior to the date that he or she registers his certificate. The Executive Director represents that: (1) all information he or she provided in connection with his or her application for employment with ESU 17 or the ESUCC was true and accurate at the time of application, and if there is or has been a material change in such information, he or she will advise ESU 17 and the ESUCC immediately; (2) he or she has never been convicted of or plead no contest to, a felony as defined in Title 92, Chapter 21, Sections 003.11 and 003.13 of the Nebraska Administrative Code ("Rule 21"), or any offense involving moral turpitude, abuse, neglect, or sexual misconduct, as defined in Title 92, Chapter 21, Sections 003.12 and 003.13 of the Nebraska Administrative Code; and (3) he or she has not had any professional licenses or certificates suspended or revoked.

Section 5. Executive Director's Duties. The parties agree that the Executive Director will be assigned to the ESUCC to perform his or her duties. The Executive Director's duties shall be as prescribed by statute and by ESUCC policies, rules, regulations, job description, and directives, which may be changed at any time with or without notice to the Executive Director. The Executive Director agrees to devote his or her time, skill, labor, and attention to his or her duties throughout the term of the Agreement. He shall or she be subject to the direction and control of the ESUCC at all times and shall perform such administrative duties as the ESUCC assigns to him or her. By agreement with the ESUCC, he or she may undertake consultative work, speaking engagements, writing, lecturing, or other professional duties and obligations as long as they do not interfere with carrying out his or her duties and obligations to ESU 17 and the ESUCC.

Section 6. Right to Reassign. ESU 17 and its Administrator retain the right to assign and reassign the Executive Director pursuant to its statutory authority to assign employees. The Executive Director understands and agrees that ESU 17, in consultation with the ESUCC, has the right to assign Executive Director to a position different from that originally assigned.


Section 7. Termination of Agreement. In exchange for \$1 and other valuable consideration which the Executive Director acknowledges receiving, the parties agree that this Agreement is not subject to the requirements of NEB. REV. STAT. § 79-824 through § 79-858 or NEB. REV. STAT. § 79-1201 through § 79-1249. By accepting this additional consideration,



the Executive Director understands that he or she is waiving statutory rights such as to notice and a hearing and other rights regarding nonrenewal of employment, to the extent that he or she possesses any such right. He or she does so voluntarily and with full knowledge of the rights he or she is waiving.

Section 8. Fringe Benefits. ESU 17 shall provide the Executive Director with the following fringe benefits:

- a. AFLAC 125 Plan.** The Executive Director will be allowed to participate in ESU 17's AFLAC 125 plan, and will be allowed to use funds placed into the 125 fund to purchase health insurance, dental insurance, or child care.
- b. Disability Insurance.** The Executive Director shall purchase long-term disability insurance from ESU 17's carrier at his or her own expense. The Board will increase his or her salary by the amount of the premium cost.
- c. Sick Leave.** The Executive Director shall be entitled to 9 days of sick leave per year, which may accumulate to a total of 60 days. Sick leave may only be used for personal illness or family members as designated in policy by ESU #17. If the Executive Director qualifies for disability pay under the long-term disability policy, he or she shall be required to take the disability pay instead of sick leave pay. The Executive Director shall keep complete and accurate records of his or her sick days and shall provide the Board and the ESUCC with a report of his or her accumulated sick days at least quarterly. The Executive Director shall not be compensated for unused days of sick leave upon the ending of his or her employment with the ESU 17.
- d. Vacation.** The Executive Director shall have 22 vacation days for the 2019-20 contract year which he or she may use at times he or she chooses so long as his or her absence does not interfere with the proper performance of his or her duties. Any extended vacation period (more than 10 days) will require advance approval by the Board and the ESUCC, and the parties will cooperate in arranging vacation time so as to cause the least inconvenience to the normal operation of ESU 17 and the ESUCC. After the 2019-20 contract year, the Board shall give the Executive



Director the number of days necessary to restore his or her total to 22 days. For example, if he or she uses 12 days of vacation one year, the board will provide him or her with 12 days the following year to bring his or her total to 22 days. The Executive Director shall develop a system for recording his or her use of vacation days and shall keep such records current and on file in the ESU 17 and ESUCC central offices. The Executive Director shall keep complete and accurate records of his or her vacation days and shall provide the Board and the ESUCC with a report of his or her accumulated vacation days at least quarterly. The Board or ESUCC may require him or her to use his or her vacation days and shall compensate him or her for unused vacation days upon the conclusion of his or her employment at the rate of \$2 per day.


e. Holidays. The Executive Director shall receive the following paid holidays: New Year's Day, Memorial Day, Fourth of July, Labor Day, Thanksgiving Day, Christmas Day. The Executive Director shall receive annually 3 additional "floating" paid holidays to be used at the Executive Director's discretion.

Section 9. Governing Laws. The parties shall be governed by all applicable state and federal laws, rules, and regulations in performance of their respective duties and obligations under this Agreement.

Section 10. Amendments to be in Writing. This Agreement may be modified or amended only by a writing duly authorized and executed by the Executive Director and ESU 17.

Section 11. Severability. If any portion of this Agreement is declared invalid or unenforceable by a court of competent jurisdiction, such declaration shall not affect the validity or enforcement of the remaining provisions of this Agreement.

Section 12. Legal Actions. ESU 17 will support the Executive Director if there is a legal dispute caused by him or her carrying out his or her duties properly. If a legal action, including a professional practice complaint, is threatened or filed against the Executive Director as a result of his or her performance of his or her duties or his or her position as Executive, ESU 17 will provide him or her with a legal defense to the maximum extent permitted by law so long as he or she acted in good faith and in a manner which he or she reasonably believes to be in or not opposed



to the best interests of ESU 17 and/or ESUCC and, with respect to any criminal action or proceeding, had no reasonable cause to believe that his or her conduct was unlawful.

IN WITNESS WHEREOF, the parties have executed this contract on the dates indicated below.

Executed by the Board this 12th day of March, 2019.




President, ESU 17 Board



Secretary, ESU 17 Board

Executed by the Executive Director this 8th day of MARCH, 2019.



Executive Director

Handwritten scribble or signature.

EFINANCE - POWERSCHOOL
 DATE: 09/11/2019
 TIME: 13:52:10

ESU COORDINATING COUNCIL
 Purchase Order STATUS REPORT

PAGE NUMBER: 1
 STATMN21
 INFO: ORDERED BY NUMBER

SELECTION CRITERIA: encl'dgr.yr='19'

PURCHASE OR	ORG UNIT	ACCOUNT	ACCOUNT	VENDOR DATE	NAME DESCRIPTION	SALES TAX USE TAX	ORIGINAL PAYMENTS	CHANGE BALANCE
19000004-01	0130300000	26850		1038 11/20/18	WORLD BOOK WB-PP WORLD BOOK POWER	0.00 0.00	51.92 0.00	0.00 51.92
P1900001-01	0130300000	26850		1038 10/11/18	WORLD BOOK WB-PP WORLD BOOK POWER	0.00 0.00	27.73 0.00	0.00 27.73
P1900007-01	0140400000	24650		1435 03/21/19	ROGUE WAVE SOFTWARE ZEND SERVER LINUX PROFESS	0.00 0.00	4856.51 0.00	0.00 4856.51
P1900007-02	0140400000	24650		1435 03/21/19	ROGUE WAVE SOFTWARE ZEND SERVER DEVELOPER EDI	0.00 0.00	476.28 0.00	0.00 476.28
P1900029-04	0150570312	25600		1397 07/02/19	JOURNEYED.COM INC. SHIPPING	0.00 0.00	23.50 0.00	0.00 23.50
TOTAL REPORT						0.00 0.00	5435.94 0.00	0.00 5435.94

Educational Service Unit Coordinating Council
Executive Committee Meeting
October 1, 2019 at 4:15 PM Central
LPS Admin. Bldg.
5905 O Street
Lincoln, NE 68501

Attendance Taken at 4:15 PM.

Heimann ESU 01: Present
Schnoes ESU 03: Present
Polk ESU 07: Present
Calvert ESU 15: Present
Erickson ESU 17: Present

1. Call to Order

Notice to visitors: To be heard at this meeting, the "Request to be Heard" form, must be completed and submitted to the Secretary to the Executive Director of ESUCC. The President of the Board of ESUCC will call upon visitors wishing to address the Board in the order they were submitted or by subject.

Pursuant to Section 84-1411 of the Nebraska Statutes, notice of this meeting was given by advertisement on the ESUCC website, NE Public Meeting site, and host site.

Open Meetings Law: Pursuant to Section 84 - 1412 of the Nebraska Statutes, the public is hereby informed that a current copy of the Nebraska Open Meetings Act is posted in this meeting room.

Closed Session:

The council may enter closed session during the meeting when it determines that doing so is appropriate and is authorized by the provisions of the Open Meetings Act.

Call to order at 4:15PM.

Staff: Kraig Lofquist, Deb Hericks, Priscilla Quintana

2. Roll Call

3. Agenda Item

3.1. Financials

3.1.1. Approve Claims, Financials Statements, and Assets for Month of August

Treasurer shared the budget reports for August.

Approve Claims, Financials Statements, and Assets for Month of August Passed with a motion by Erickson ESU 17 and a second by Heimann ESU 01.

Heimann ESU 01: Yea

Schnoes ESU 03: Yea

Polk ESU 07: Yea

Calvert ESU 15: Yea

Erickson ESU 17: Yea

Yea: 5, Nay: 0

3.1.2. Approval of September Expenses to be paid in October.

Treasure shared expenses for September to be paid in October for the amount of \$147,580.93.

Recommend motion to approve September expenses to be paid in October Passed with a motion by Schnoes ESU 03 and a second by Polk ESU 07.

Heimann ESU 01: Yea

Schnoes ESU 03: Yea

Polk ESU 07: Yea

Calvert ESU 15: Yea

Erickson ESU 17: Yea

Yea: 5, Nay: 0

3.1.3. Monthly Staff Budget Meeting

3.2. Executive Committee

3.2.1. Policies and Procedures

Legal Committee has the ready for Article 1 review/approval.

3.2.1.1. Approve Project Evaluation and Planning Policy

1000-11. Project Evaluation and Planning

The Executive Director shall implement a process of long-range planning and evaluation of Board and ESUCC goals, involving the Board, staff, and the public as appropriate. From time to time the Board will discuss its long-range planning and evaluate its goals in collaboration with the Executive Director. Adopted On: October 9, 2014

President reviewed Executive Director Evaluation policy.

Approve Executive Director Policy with appropriate legal review Passed with a motion by Polk ESU 07 and a second by Erickson ESU 17.

Heimann ESU 01: Yea

Schnoes ESU 03: Yea

Polk ESU 07: Yea

Calvert ESU 15: Yea

Erickson ESU 17: Yea

Yea: 5, Nay: 0

3.2.2. Executive Director Evaluation

President reviewed the procedure.

3.2.3. BOLD STEP ONE: ESU STANDARDS 8/27/19

Bold Step Co-Chair shared there is a revision document for the standards.

3.2.4. ESU Negotiations

Kraig,

I was not able to attend the NASB Negotiations workshop this year, but Emily and Mary Yilk attended. They enjoyed Karen Hasse's session and indicated that she had mentioned how beneficial it would be for ESU negotiations teams to get together to form a somewhat united goal and discuss strategy, as given our small group size, changes in a few units can really impact all of us fairly quickly.

To my knowledge, there is no such event, but I would certainly be interested in trying to help something like that get off the ground. I didn't know if there was something like that of which I'm just not aware, but if not, would the CC consider helping get something started? The cost to be borne by the ESU's of course.

I think it would take someone from outside, likely from either of the school law firms, to

facilitate such a discussion. But I thought before I started with them, I'd get your input. Might be an easier conversation on the phone, but wanted to give you a general idea of what I was thinking about before we talked. Please give me a call at your convenience.

Thanks,

Drew

Executive Director shared ESU 09 letters from Labor Relations. Discussions on how beneficial it would be for ESU negotiations teams to get together to form a somewhat united goal and discuss strategy, as given our small group size, changes in a few units can really impact all of us fairly quickly. Discussions regarding how currently we do negotiations. Discussions regarding how strategic we should do this, keep it a more informal conversation.

3.3. ESUCC State Audit

Nothing new at this time.

4. Next Meeting Agenda Items

5. Adjournment

Adjourn at 5:12PM.

EFINANCE - POWERSCHOOL
 DATE: 09/11/2019
 TIME: 13:51:20

ESU COORDINATING COUNCIL
 SUMMARY EXPENDITURE COMPARISON REPORT

PAGE NUMBER: 1
 EXPCOM31

SELECTION CRITERIA: ALL
 ACCOUNTING PERIOD: 12/19

Fund - 01 - GENERAL FUND

TITLE	CURRENT YEAR				PRIOR YEAR			
	BUDGET	EXPENDITURES	BALANCE	%	BUDGET	EXPENDITURES	BALANCE	%
TOTAL ESUCC/ADM	291,561.00	265,204.96	26,356.04	90.96	296,971.00	302,247.95	-5,276.95	101.78
TOTAL GENERAL	.00	.00	.00	.00	.00	.00	.00	.00
TOTAL COOP	1,648,873.00	993,589.09	655,283.91	60.26	448,871.00	434,714.30	14,156.70	96.85
TOTAL SRS	436,850.00	417,985.83	18,864.17	95.68	419,976.00	428,483.18	-8,507.18	102.03
TOTAL PROF DEV	2,191,484.00	909,274.83	1,282,209.17	41.49	2,129,185.00	815,566.47	1,313,618.53	38.30
TOTAL BLENDED	628,498.00	503,153.30	125,344.70	80.06	521,037.00	391,666.34	129,370.66	75.17
TOTAL FLOW THROUGH	130,000.00	.00	130,000.00	.00	1,095,000.00	371,705.31	723,294.69	33.95
TOTAL GENERAL FUND	5,327,266.00	3,089,208.01	2,238,057.99	57.99	4,911,040.00	2,744,383.55	2,166,656.45	55.88
TOTAL REPORT	5,327,266.00	3,089,208.01	2,238,057.99	57.99	4,911,040.00	2,744,383.55	2,166,656.45	55.88

SUNGARD PENTAMATION, INC.
 DATE: 09/03/2019
 TIME: 08:23:56

ESU COORDINATING COUNCIL
 INVOICE SHORT LISTING

PAGE NUMBER: 1
 MODULE: mrinvlpr

SELECTION CRITERIA: cmropenitem.total_due>0.0

INV DATE	INVOICE NO	CUSTOMER #	CUSTOMER NAME	ORIG INVOICE	INVOICE ADJT	----PAYMENTS	PAYMENT ADJT	-WRITTEN OFF	---TOTAL DUE
10/29/2015	ADMN000006	ESU06	EDUCATIONAL SERVIC	1,641.18	.00	.00	.00	.00	1,641.18
10/12/2016	ADMN000026	ESU06	EDUCATIONAL SERVIC	1,629.41	.00	.00	.00	.00	1,629.41
10/17/2017	ADMN000044	ESU06	EDUCATIONAL SERVIC	1,629.41	.00	.00	.00	.00	1,629.41
11/05/2018	ADMN000072	ESU06	EDUCATIONAL SERVIC	1,629.41	.00	.00	.00	.00	1,629.41
05/14/2019	AEPA000925	LINCOLN	LINCOLN PUBLIC SCH	26,650.00	.00	.00	.00	.00	26,650.00
06/12/2019	AEPA000942	BENNINGTON	BENNINGTON PUBLIC	707.00	.00	.00	.00	.00	707.00
06/12/2019	AEPA000946	BRUNINGDAV	BRUNING-DAVENPORT	660.00	.00	.00	.00	.00	660.00
06/12/2019	AEPA000972	ELMWOODMUR	ELMWOOD-MURDOCK PU	351.00	.00	.00	.00	.00	351.00
06/12/2019	AEPA001023	MILLARD	MILLARD PUBLIC SCH	10,321.00	.00	-7,777.00	.00	.00	2,544.00
06/12/2019	AEPA001034	ESU19	EDUCATIONAL SERVIC	351.00	.00	.00	.00	.00	351.00
06/26/2019	AEPA001080	BRUNINGDAV	BRUNING-DAVENPORT	112.10	.00	.00	.00	.00	112.10
06/26/2019	AEPA001110	GERING	GERING PUBLIC SCHO	1,020.70	.00	-696.20	.00	.00	324.50
06/26/2019	AEPA001115	MINATARE	MINATARE PUBIC SCH	118.00	.00	.00	.00	.00	118.00
06/26/2019	AEPA001142	BENNINGTON	BENNINGTON PUBLIC	2,565.87	.00	.00	.00	.00	2,565.87
06/26/2019	AEPA001144	DCWEST	DC WEST COMMUNITY	442.50	.00	.00	.00	.00	442.50
06/26/2019	AEPA001146	ELMWOODMUR	ELMWOOD-MURDOCK PU	501.50	.00	.00	.00	.00	501.50
06/26/2019	AEPA001158	NORRIS	NORRIS SCHOOL DIST	1,534.00	.00	.00	.00	.00	1,534.00
06/27/2019	AEPA001186	CONCLUTHOM	CONCORDIA LUTHERAN	350.00	.00	.00	.00	.00	350.00
06/27/2019	AEPA001193	KEARNEY	KEARNEY PUBLIC SCH	25,950.00	.00	.00	.00	.00	25,950.00
06/27/2019	AEPA001197	SUTTON	SUTTON PUBLIC SCHO	4,810.00	.00	.00	.00	.00	4,810.00
07/16/2019	AEPA001204	BRUNINGDAV	BRUNING-DAVENPORT	367.50	.00	.00	.00	.00	367.50
07/16/2019	AEPA001207	COZAD	COZAD COMMUNITY SC	1,225.00	.00	.00	.00	.00	1,225.00
07/16/2019	AEPA001212	ESU19	EDUCATIONAL SERVIC	102,597.25	.00	.00	.00	.00	102,597.25
07/16/2019	AEPA001213	ELKHORN	ELKHORN PUBLIC SCH	9,275.00	.00	.00	.00	.00	9,275.00
07/16/2019	AEPA001219	HUMPHREYST	HUMPHREY ST FRANCI	160.00	.00	.00	.00	.00	160.00
08/23/2019	AEPA001243	BRIDGEPORT	BRIDGEPORT PUBLIC	3,612.50	.00	.00	.00	.00	3,612.50
08/23/2019	AEPA001244	CENTRALVAL	CENTRAL VALLEY PUB	542.50	.00	.00	.00	.00	542.50
02/19/2019	COOP001139	VIRCO	VIRCO INC	132.19	.00	.00	.00	.00	132.19
05/24/2019	COOP001142	ACCO	ACCO BRANDS / GBC	1,557.44	.00	.00	.00	.00	1,557.44
05/24/2019	COOP001144	BLICK	BLICK ART MATERIAL	3,434.81	.00	.00	.00	.00	3,434.81
05/24/2019	COOP001155	NATART	NATIONAL ART & SCH	17,672.10	.00	.00	.00	.00	17,672.10
05/24/2019	COOP001157	PYRAMID	PYRAMID SCHOOL PRO	29,323.42	.00	.00	.00	.00	29,323.42
05/24/2019	COOP001158	RAPIDSWHOL	RAPIDS WHOLESALE	1,117.92	.00	.00	.00	.00	1,117.92
05/24/2019	COOP001160	S&S	S&S WORLDWIDE	1,218.54	.00	.00	.00	.00	1,218.54
05/24/2019	COOP001164	STAPLES	STAPLES INC	9,872.37	.00	.00	.00	.00	9,872.37
05/24/2019	COOP001166	VIRCO	VIRCO INC	5,225.55	.00	.00	.00	.00	5,225.55
05/22/2019	CRIS000556	GRANDISLAN	GRAND ISLAND PUBLI	705.00	.00	.00	.00	.00	705.00
05/24/2019	CRIS000575	NDE	NEBRASKA DEPT OF E	19,540.00	-1,040.00	.00	.00	.00	18,500.00
06/13/2019	CRIS000577	LEXINGTON	LEXINGTON PUBLIC S	85.00	.00	.00	.00	.00	85.00
07/16/2019	CRIS000580	ESU05	EDUCATIONAL SERVIC	600.00	.00	.00	.00	.00	600.00
07/16/2019	CRIS000589	NORFOLK	NORFOLK PUBLIC SCH	610.00	.00	.00	.00	.00	610.00
07/17/2019	CRIS000595	NDE	NEBRASKA DEPT OF E	14,800.00	.00	.00	.00	.00	14,800.00
10/26/2015	IMAT000076	ESU06	EDUCATIONAL SERVIC	5,400.00	.00	.00	.00	.00	5,400.00
10/12/2016	IMAT000125	ESU06	EDUCATIONAL SERVIC	5,400.00	.00	.00	.00	.00	5,400.00
10/17/2017	IMAT000175	ESU06	EDUCATIONAL SERVIC	5,400.00	.00	.00	.00	.00	5,400.00
11/05/2018	IMAT000236	ESU06	EDUCATIONAL SERVIC	5,400.00	.00	.00	.00	.00	5,400.00
07/17/2019	IMAT000239	ESU01	EDUCATIONAL SERVIC	873.31	.00	.00	.00	.00	873.31
07/17/2019	IMAT000250	ESU13	EDUCATIONAL SERVIC	873.31	.00	.00	.00	.00	873.31
05/23/2019	PDO0000776	NDE	NEBRASKA DEPT OF E	900.00	-120.00	-20.00	.00	.00	760.00
05/23/2019	PDO0000777	OCIO	OCIO	40.00	.00	.00	.00	.00	40.00
TOTAL REPORT:	50			330,934.79	-1,160.00	-8,493.20	.00	.00	321,281.59

EFINANCE - POWERSCHOOL
 DATE: 09/11/2019
 TIME: 13:51:48

ESU COORDINATING COUNCIL
 SUMMARY REVENUE COMPARISON REPORT

PAGE NUMBER: 1
 REVCOM31

SELECTION CRITERIA: ALL
 ACCOUNTING PERIOD: 12/19

Fund - 01 - GENERAL FUND

		CURRENT YEAR				PRIOR YEAR			
TITLE	BUDGET	REVENUE	BALANCE	%	BUDGET	REVENUE	BALANCE	%	
TOTAL ESUCC/ADM	280,953.00	303,551.07	-22,598.07	108.04	296,971.00	305,601.24	-8,630.24	102.91	
TOTAL COOP	1,608,300.00	843,201.43	765,098.57	52.43	375,000.00	762,899.03	-387,899.03	203.44	
TOTAL SRS	436,850.00	508,791.09	-71,941.09	116.47	419,976.00	476,375.00	-56,399.00	113.43	
TOTAL PROF DEV	2,191,481.00	680,679.29	1,510,801.71	31.06	2,129,185.00	838,887.81	1,290,297.19	39.40	
TOTAL BLENDED	619,788.00	503,359.94	116,428.06	81.21	521,037.00	406,567.50	114,469.50	78.03	
TOTAL FLOW THROUGH	130,000.00	40.00	129,960.00	.03	1,095,000.00	36,673.11	1,058,326.89	3.35	
TOTAL MISC CASH BROUGHT FW	59,894.00	.00	59,894.00	.00	73,871.00	.00	73,871.00	.00	
TOTAL GENERAL FUND	5,327,266.00	2,839,622.82	2,487,643.18	53.30	4,911,040.00	2,827,003.69	2,084,036.31	57.56	
TOTAL REPORT	5,327,266.00	2,839,622.82	2,487,643.18	53.30	4,911,040.00	2,827,003.69	2,084,036.31	57.56	

EFINANCE - POWERSCHOOL
DATE: 09/11/2019
TIME: 13:50:54

ESU COORDINATING COUNCIL
REVENUE TRANSACTION ANALYSIS

PAGE NUMBER: 1
AUDIT31

SELECTION CRITERIA: transact.yr='19' and transact.period='12'
ACCOUNTING PERIOD: 1/20

FUND - 01 - GENERAL FUND
ORG UNIT - 0110100000 - GENERAL ESUCC/ADM

ACCOUNT	DATE	T/C	RECEIVE REFERENCE	PAYER/VENDOR	BUDGET	RECEIPTS	RECEIVABLES DESCRIPTION
11410	INTEREST						
12/19	08/31/19	19	BANKREC			1,825.52	RECONCILIATION INTEREST
TOTAL	INTEREST				.00	1,825.52	.00
TOTAL	GENERAL ESUCC/ADM				.00	1,825.52	.00

EFINANCE - POWERSCHOOL
DATE: 09/11/2019
TIME: 13:50:54

ESU COORDINATING COUNCIL
REVENUE TRANSACTION ANALYSIS

PAGE NUMBER: 2
AUDIT31

SELECTION CRITERIA: transact.yr='19' and transact.period='12'
ACCOUNTING PERIOD: 1/20

FUND - 01 - GENERAL FUND
ORG UNIT - 0130332200 - COOP ANNUAL BUY ESU

ACCOUNT	DATE	T/C	RECEIVE	REFERENCE	PAYER/VENDOR	BUDGET	RECEIPTS	RECEIVABLES	DESCRIPTION
11990			INVOICED	REVENUE					
	12/19	08/21/19	19	122			1,269.25		RECEIVABLE-RC- 080119PQ
	12/19	08/21/19	19	125			19,308.75		RECEIVABLE-RC- 081519PQ
TOTAL			INVOICED	REVENUE		.00	20,578.00	.00	
TOTAL			COOP ANNUAL	BUY ESU		.00	20,578.00	.00	

EFINANCE - POWERSCHOOL
DATE: 09/11/2019
TIME: 13:50:54

ESU COORDINATING COUNCIL
REVENUE TRANSACTION ANALYSIS

PAGE NUMBER: 3
AUDIT31

SELECTION CRITERIA: transact.yr='19' and transact.period='12'
ACCOUNTING PERIOD: 1/20

FUND - 01 - GENERAL FUND
ORG UNIT - 0130333000 - COOP PRIMEVEND BUY GEN

ACCOUNT	DATE	T/C	RECEIVE REFERENCE	PAYER/VENDOR	BUDGET	RECEIPTS	RECEIVABLES DESCRIPTION
12400	ADMIN FEES						
	12/19	08/21/19	24			13.47	.00 COOP SYSCO ADMIN FEE
	12/19	08/21/19	24			607.91	.00 COOP SYSCO ADMIN FEE
	12/19	08/22/19	24			2,823.93	.00 COOP INTERNLIN ADMIN FEE
TOTAL	ADMIN FEES				.00	3,445.31	.00
TOTAL	COOP PRIMEVEND BUY GEN				.00	3,445.31	.00

EFINANCE - POWERSCHOOL
 DATE: 09/11/2019
 TIME: 13:50:54

ESU COORDINATING COUNCIL
 REVENUE TRANSACTION ANALYSIS

PAGE NUMBER: 4
 AUDIT31

SELECTION CRITERIA: transact.yr='19' and transact.period='12'
 ACCOUNTING PERIOD: 1/20

FUND - 01 - GENERAL FUND
 ORG UNIT - 0130334000 - COOP AEPA/SPEC BUY GEN

ACCOUNT	DATE	T/C	RECEIVE REFERENCE	PAYER/VENDOR	BUDGET	RECEIPTS	RECEIVABLES DESCRIPTION
12400	ADMIN FEES						
	12/19	08/21/19	24			6,340.43	.00 COOP JOURNEY ED ADMIN FEE
	12/19	08/21/19	24			47.34	.00 COOP HAND2MIND ADMIN FEE
	12/19	08/21/19	24			7,190.87	.00 COOP CDWG ADMIN FEE
	12/19	08/21/19	24			2,172.40	.00 COOP SCHOOLOGY ADMIN FEE
	12/19	08/21/19	24			3,009.38	.00 COOP QUILL ADMIN FEE
TOTAL	ADMIN FEES				.00	18,760.42	.00
TOTAL	COOP AEPA/SPEC BUY GEN				.00	18,760.42	.00

EFINANCE - POWERSCHOOL
 DATE: 09/11/2019
 TIME: 13:50:54

ESU COORDINATING COUNCIL
 REVENUE TRANSACTION ANALYSIS

PAGE NUMBER: 5
 AUDIT31

SELECTION CRITERIA: transact.yr='19' and transact.period='12'
 ACCOUNTING PERIOD: 1/20

FUND - 01 - GENERAL FUND
 ORG UNIT - 0130334200 - COOP AEPA/SPEC BUY ESU

ACCOUNT	DATE	T/C	RECEIVE	REFERENCE	PAYER/VENDOR	BUDGET	RECEIPTS	RECEIVABLES	DESCRIPTION
11990			INVOICED	REVENUE					
	12/19	08/21/19	19	124			906.75		RECEIVABLE-RC- 080819PQ
	12/19	08/21/19	19	126			43.75		RECEIVABLE-RC- 081519PQ
	12/19	08/21/19	19	125			32,521.11		RECEIVABLE-RC- 081519PQ
	12/19	08/22/19	24				758.50	.00	COOP SECURLY - RIVERSIDE
	12/19	08/22/19	19	127			21,309.96		RECEIVABLE-RC- 081919PQ
	12/19	08/22/19	19	130			1,011.20		RECEIVABLE-RC- 082119PQ
	12/19	08/22/19	19	128			2,950.00		RECEIVABLE-RC- 081919PQ
	12/19	08/23/19	19	131			8,649.36		RECEIVABLE-RC- 082319PQ
	12/19	08/26/19	19	135			1,575.00		RECEIVABLE-RC- 082619PQ
TOTAL			INVOICED	REVENUE		.00	69,725.63	.00	
TOTAL			COOP AEPA/SPEC	BUY ESU		.00	69,725.63	.00	

EFINANCE - POWERSCHOOL
 DATE: 09/11/2019
 TIME: 13:50:54

ESU COORDINATING COUNCIL
 REVENUE TRANSACTION ANALYSIS

PAGE NUMBER: 6
 AUDIT31

SELECTION CRITERIA: transact.yr='19' and transact.period='12'
 ACCOUNTING PERIOD: 1/20

FUND - 01 - GENERAL FUND
 ORG UNIT - 0150560200 - PROF DEV CRISIS ESU

ACCOUNT	DATE	T/C	RECEIVE	REFERENCE	PAYER/VENDOR	BUDGET	RECEIPTS	RECEIVABLES DESCRIPTION
11990	INVOICED		REVENUE					
	12/19	08/21/19	19	123			300.00	RECEIVABLE-RC- 080719PQ
	12/19	08/21/19	19	124			150.00	RECEIVABLE-RC- 080819PQ
	12/19	08/21/19	19	125			1,050.00	RECEIVABLE-RC- 081519PQ
	12/19	08/22/19	19	130			150.00	RECEIVABLE-RC- 082119PQ
	12/19	08/22/19	19	127			1,730.00	RECEIVABLE-RC- 081919PQ
	12/19	08/23/19	19	131			750.00	RECEIVABLE-RC- 082319PQ
	12/19	08/29/19	19	136			85.00	RECEIVABLE-RC- 082919PQ
TOTAL	INVOICED	REVENUE				.00	4,215.00	.00
TOTAL	PROF DEV	CRISIS	ESU			.00	4,215.00	.00

EFINANCE - POWERSCHOOL
 DATE: 09/11/2019
 TIME: 13:50:54

ESU COORDINATING COUNCIL
 REVENUE TRANSACTION ANALYSIS

PAGE NUMBER: 7
 AUDIT31

SELECTION CRITERIA: transact.yr='19' and transact.period='12'
 ACCOUNTING PERIOD: 1/20

FUND - 01 - GENERAL FUND
 ORG UNIT - 0160600200 - BLENDED IMAT ESU

ACCOUNT	DATE	T/C	RECEIVE	REFERENCE	PAYER/VENDOR	BUDGET	RECEIPTS	RECEIVABLES	DESCRIPTION
11990			INVOICED						
	12/19	08/21/19	19	125			7,346.62		
	12/19	08/22/19	19	129			873.31		RECEIVABLE-RC- 081519PQ
	12/19	08/22/19	19	128			873.31		RECEIVABLE-RC- 082019PQ
	12/19	08/22/19	19	130			873.31		RECEIVABLE-RC- 081919PQ
	12/19	08/22/19	19	127			1,746.62		RECEIVABLE-RC- 082119PQ
	12/19	08/23/19	19	131			6,113.17		RECEIVABLE-RC- 081919PQ
	12/19	08/23/19	19	132			873.31		RECEIVABLE-RC- 082319PQ
TOTAL			INVOICED	REVENUE		.00	18,699.65	.00	
TOTAL			BLENDED	IMAT	ESU	.00	18,699.65	.00	
TOTAL			GENERAL	FUND		.00	137,249.53	.00	
TOTAL			REPORT			.00	137,249.53	.00	

EFINANCE - POWERSCHOOL
 DATE: 09/30/2019
 TIME: 08:02:09

ESU COORDINATING COUNCIL
 CHECK REGISTER - BY FUND

PAGE NUMBER: 1
 ACCTPA21

SELECTION CRITERIA: transact.yr='20' and transact.period='2'
 ACCOUNTING PERIOD: 1/20

FUND - 01 - GENERAL FUND

CASH ACCT	CHECK NO	ISSUE DT	VENDOR	NAME	ORG UNIT	ACCNT	----DESCRIPTION----	SALES TAX	AMOUNT
09000	14786	10/03/19	1064	ESU 17	01202320100	20110	ADMIN EXEC DIR SALA	0.00	7,794.19
09000	14786	10/03/19	1064	ESU 17	01202320100	20230	ADMIN EXEC DIR RETI	0.00	769.89
09000	14786	10/03/19	1064	ESU 17	01202320100	20270	ADMIN EXEC DIR WORK	0.00	46.76
09000	14786	10/03/19	1064	ESU 17	01202800100	20110	ADMIN STAFF SALARIE	0.00	4,518.22
09000	14786	10/03/19	1064	ESU 17	01202800100	20220	ADMIN STAFF SS/MEDI	0.00	289.32
09000	14786	10/03/19	1064	ESU 17	01202800100	20230	ADMIN STAFF RETIREM	0.00	446.30
09000	14786	10/03/19	1064	ESU 17	01202800100	20270	ADMIN STAFF WORK CO	0.00	27.09
09000	14786	10/03/19	1064	ESU 17	01202510100	20315	ADMIN FISCAL AGENT	0.00	206.00
09000	14786	10/03/19	1064	ESU 17	01202320300	20110	COOP EXEC DIR SALAR	0.00	803.53
09000	14786	10/03/19	1064	ESU 17	01202320300	20220	COOP EXEC DIR SS/ME	0.00	51.73
09000	14786	10/03/19	1064	ESU 17	01202320300	20230	COOP EXEC DIR RETIR	0.00	79.37
09000	14786	10/03/19	1064	ESU 17	01202320300	20270	COOP EXEC DIR WORK	0.00	4.82
09000	14786	10/03/19	1064	ESU 17	01202800300	20110	COOP STAFF SALARIES	0.00	19,080.73
09000	14786	10/03/19	1064	ESU 17	01202800300	20220	COOP STAFF SS/MEDIC	0.00	1,146.60
09000	14786	10/03/19	1064	ESU 17	01202800300	20230	COOP STAFF RETIREME	0.00	1,884.75
09000	14786	10/03/19	1064	ESU 17	01202800300	20270	COOP STAFF WORK COM	0.00	114.51
09000	14786	10/03/19	1064	ESU 17	01202610300	20440	COOP RENT AINSWORTH	0.00	608.00
09000	14786	10/03/19	1064	ESU 17	01202580300	20530	COOP PHONE AINSWORT	0.00	84.00
09000	14786	10/03/19	1064	ESU 17	01202530300	20550	COOP COPIER/PRINTIN	0.00	17.50
09000	14786	10/03/19	1064	ESU 17	01202320100	20220	ADMIN EXEC DIR SS/M	0.00	501.81
09000	14786	10/03/19	1064	ESU 17	01202610300	20520	COOP BOND/INSURANCE	0.00	32.00
09000	14786	10/03/19	1064	ESU 17	01202320620	20110	DEC EXEC DIR SALARY	0.00	5,624.68
09000	14786	10/03/19	1064	ESU 17	01202320620	20220	DEC EXEC DIR SS/MED	0.00	362.13
09000	14786	10/03/19	1064	ESU 17	01202320620	20230	DEC EXEC DIR RETIRE	0.00	555.59
09000	14786	10/03/19	1064	ESU 17	01202320620	20270	DEC EXEC DIR WORK C	0.00	33.75
09000	14786	10/03/19	1064	ESU 17	01202580620	20110	DEC TECH SALARIES	0.00	5,766.78
09000	14786	10/03/19	1064	ESU 17	01202580620	20220	DEC TECH SS/MEDICAR	0.00	432.55
09000	14786	10/03/19	1064	ESU 17	01202580620	20230	DEC TECH RETIREMENT	0.00	569.63
09000	14786	10/03/19	1064	ESU 17	01202580620	20270	DEC TECH WORK COMP	0.00	34.59
09000	14786	10/03/19	1064	ESU 17	01202580620	20290	DEC TECH WAGE WORKS	0.00	3.50
09000	14786	10/03/19	1064	ESU 17	01202800620	20110	DEC TECH STAFF SALA	0.00	10,251.75
09000	14786	10/03/19	1064	ESU 17	01202800620	20220	DEC TECH STAFF SS/M	0.00	673.09
09000	14786	10/03/19	1064	ESU 17	01202800620	20230	DEC TECH STAFF RETI	0.00	1,012.65
09000	14786	10/03/19	1064	ESU 17	01202800620	20270	DEC TECH STAFF WORK	0.00	61.47
09000	14786	10/03/19	1064	ESU 17	01202320600	20110	IMAT EXEC DIR SALAR	0.00	964.23
09000	14786	10/03/19	1064	ESU 17	01202320600	20220	IMAT EXEC DIR SS/ME	0.00	62.08
09000	14786	10/03/19	1064	ESU 17	01202320600	20230	IMAT EXEC DIR RETIR	0.00	95.24
09000	14786	10/03/19	1064	ESU 17	01202320600	20270	IMAT EXEC DIR WORK	0.00	5.79
09000	14786	10/03/19	1064	ESU 17	01202800600	20110	IMAT STAFF SALARIES	0.00	5,707.88
09000	14786	10/03/19	1064	ESU 17	01202800600	20230	IMAT STAFF RETIREME	0.00	563.81
09000	14786	10/03/19	1064	ESU 17	01202800600	20270	IMAT STAFF WORK COM	0.00	34.23
09000	14786	10/03/19	1064	ESU 17	01202320400	20110	SRS EXEC DIR SALARY	0.00	883.88
09000	14786	10/03/19	1064	ESU 17	01202320400	20220	SRS EXEC DIR SS/MED	0.00	56.91
09000	14786	10/03/19	1064	ESU 17	01202320400	20230	SRS EXEC DIR RETIRE	0.00	87.31
09000	14786	10/03/19	1064	ESU 17	01202320400	20270	SRS EXEC DIR WORK C	0.00	5.30
09000	14786	10/03/19	1064	ESU 17	01202580400	20110	SRS TECH SALARIES	0.00	17,965.61
09000	14786	10/03/19	1064	ESU 17	01202580400	20220	SRS TECH SS/MEDICAR	0.00	1,235.10
09000	14786	10/03/19	1064	ESU 17	01202580400	20230	SRS TECH RETIREMENT	0.00	1,774.61
09000	14786	10/03/19	1064	ESU 17	01202580400	20270	SRS TECH WORK COMP	0.00	107.76
09000	14786	10/03/19	1064	ESU 17	01202580400	20290	SRS TECH WAGE WORKS	0.00	10.50
09000	14786	10/03/19	1064	ESU 17	01202800400	20110	SRS STAFF SALARIES	0.00	12,528.37
09000	14786	10/03/19	1064	ESU 17	01202800400	20220	SRS STAFF SS/MEDICA	0.00	890.06

EFINANCE - POWERSCHOOL
 DATE: 09/30/2019
 TIME: 08:02:09

ESU COORDINATING COUNCIL
 CHECK REGISTER - BY FUND

PAGE NUMBER: 2
 ACCTPA21

SELECTION CRITERIA: transact.yr='20' and transact.period='2'
 ACCOUNTING PERIOD: 1/20

FUND - 01 - GENERAL FUND

CASH ACCT	CHECK NO	ISSUE DT	VENDOR	NAME	ORG UNIT	ACCNT	----DESCRIPTION----	SALES TAX	AMOUNT
09000	14786	10/03/19	1064	ESU 17	01202800400	20230	SRS STAFF RETIREMEN	0.00	1,237.53
09000	14786	10/03/19	1064	ESU 17	01202800400	20270	SRS STAFF WORK COMP	0.00	84.74
09000	14786	10/03/19	1064	ESU 17	01202800500	20110	PDO STAFF SALARIES	0.00	603.14
09000	14786	10/03/19	1064	ESU 17	01202800500	20220	PDO STAFF SS/MEDICA	0.00	40.36
09000	14786	10/03/19	1064	ESU 17	01202800500	20230	PDO STAFF RETIREMEN	0.00	59.58
09000	14786	10/03/19	1064	ESU 17	01202800500	20270	PDO WORK COMP	0.00	3.62
09000	14786	10/03/19	1064	ESU 17	01202800600	20220	IMAT STAFF SS/MEDIC	0.00	402.83
TOTAL CHECK								0.00	109,299.75
09000	14787	10/03/19	1247	KSB SCHOOL LAW	01202330100	20317	ADMIN LEGAL SERVICE	0.00	176.09
09000	14787	10/03/19	1247	KSB SCHOOL LAW	01202330300	20317	COOP LEGAL SERVICES	0.00	176.09
09000	14787	10/03/19	1247	KSB SCHOOL LAW	01202330400	20317	SRS LEGAL SERVICES	0.00	28.66
09000	14787	10/03/19	1247	KSB SCHOOL LAW	01202330300	20317	IMAT LEGAL SERVICES	0.00	14.33
09000	14787	10/03/19	1247	KSB SCHOOL LAW	01202330620	20317	DEC LEGAL SERVICES	0.00	14.33
09000	14787	10/03/19	1247	KSB SCHOOL LAW	01203575570	20320	INNOV LEGAL SERVICE	0.00	63.00
TOTAL CHECK								0.00	472.50
09000	14788	10/03/19	1042	NE COUNCIL OF SCHOO	01202310100	20810	ADMIN NCSA SPONSOR	0.00	6,000.00
09000	14789	10/03/19	1049	TOTALFUNDS	01202560300	20531	COOP POSTAGE	0.00	4.71
09000	14790	10/03/19	1196	MAILFINANCE	01202560300	20531	COOP POSTAGE METER	0.00	143.70
09000	14791	10/03/19	1431	UNL ITS COMMUNICATI	01202580300	20530	COOP DATA CENTER SP	0.00	62.80
09000	14791	10/03/19	1431	UNL ITS COMMUNICATI	01202580400	20530	SRS DATA CENTER SPA	0.00	376.80
09000	14791	10/03/19	1431	UNL ITS COMMUNICATI	01202580600	20530	IMAT DATA CENTER SP	0.00	100.48
09000	14791	10/03/19	1431	UNL ITS COMMUNICATI	01202580620	20530	DEC DATA CENTER SPA	0.00	87.92
TOTAL CHECK								0.00	628.00
09000	14792	10/03/19	1050	BISHOP BUSINESS	01202530100	20550	ADMIN PRINTING EXP	0.00	130.87
09000	14792	10/03/19	1050	BISHOP BUSINESS	01202530400	20550	SRS PRINTING EXP	0.00	43.63
TOTAL CHECK								0.00	174.50
09000	14793	10/03/19	1098	AESA	01202800300	20580	COOP TRVL AEPA MTG	0.00	400.00
09000	14794	10/03/19	1339	NEBRASKA NOTARY ASS	01202310100	20810	ADMIN NOTARY FEE	0.00	156.18
09000	14795	10/03/19	1065	OMAHA WORLD HERALD	01202310100	20540	ADMIN BUDGET NOTICE	0.00	523.52
09000	14796	10/03/19	1057	ESU 3	01202580100	20530	ADMIN PHONE OMAHA	0.00	100.00
09000	14796	10/03/19	1057	ESU 3	01202580400	20530	SRS PHONE OMAHA	0.00	150.00
09000	14796	10/03/19	1057	ESU 3	01202580620	20530	DEC PHONE OMAHA	0.00	50.00
09000	14796	10/03/19	1057	ESU 3	01202610100	20440	ADMIN RENT OMAHA	0.00	230.11
09000	14796	10/03/19	1057	ESU 3	01202610300	20440	COOP RENT OMAHA	0.00	75.66
09000	14796	10/03/19	1057	ESU 3	01202610400	20440	SRS RENT OMAHA	0.00	657.14
09000	14796	10/03/19	1057	ESU 3	01202610600	20440	IMAT RENT OMAHA	0.00	96.39
09000	14796	10/03/19	1057	ESU 3	01202610620	20440	DEC RENT OMAHA	0.00	184.50
09000	14796	10/03/19	1057	ESU 3	01202580100	20530	ADMIN PHONE OMAHA	0.00	53.28
09000	14796	10/03/19	1057	ESU 3	01202580620	20530	DEC PHONE OMAHA	0.00	26.64
09000	14796	10/03/19	1057	ESU 3	01202580400	20530	SRS PHONE OMAHA	0.00	79.92
09000	14796	10/03/19	1057	ESU 3	01202560100	20531	ADMIN POSTAGE OMAHA	0.00	19.40
09000	14796	10/03/19	1057	ESU 3	01202520500	20610	PD SUPPLIES/COPIES	0.00	13.90

EFINANCE - POWERSCHOOL
 DATE: 09/30/2019
 TIME: 08:02:09

ESU COORDINATING COUNCIL
 CHECK REGISTER - BY FUND

PAGE NUMBER: 3
 ACCTPA21

SELECTION CRITERIA: transact.yr='20' and transact.period='2'
 ACCOUNTING PERIOD: 1/20

FUND - 01 - GENERAL FUND

CASH ACCT	CHECK NO	ISSUE DT	VENDOR	NAME	ORG UNIT	ACCNT	----DESCRIPTION----	SALES TAX	AMOUNT
TOTAL CHECK								0.00	1,736.94
09000	14797	10/03/19	1151	ESU 7	01202530620	20550	DEC PRINTING/COPIES	0.00	20.48
09000	14798	10/03/19	1067	ESU 10	01202580100	20320	ADMIN CONT SERV, WE	0.00	200.00
09000	14798	10/03/19	1067	ESU 10	01202580620	20320	DEC CONT SERV, NVIS	0.00	1,500.00
09000	14798	10/03/19	1067	ESU 10	01202580500	20320	PD CONT SERV, WEBSI	0.00	1,500.00
09000	14798	10/03/19	1067	ESU 10	01203575570	20320	INNOV CONT SER, SIM	0.00	1,500.00
TOTAL CHECK								0.00	4,700.00
09000	14799	10/03/19	1108	ESU 11	01202610300	20440	COOP RENT HOLDREGE	0.00	768.00
09000	14799	10/03/19	1108	ESU 11	01202520300	20610	COOP SUPPLIES	0.00	1.84
TOTAL CHECK								0.00	769.84
09000	14800	10/03/19	1198	COMFORT INN	01202320100	20580	ADMIN EXEC DIR TRAV	0.00	99.95
09000	14800	10/03/19	1198	COMFORT INN	01202800100	20580	ADMIN STAFF TRAVEL/	0.00	99.95
TOTAL CHECK								0.00	199.90
09000	14801	10/03/19	1447	COMFORT SUITES-LA V	01202800620	20580	DEC STAFF TRAVEL/LO	0.00	178.00
09000	14801	10/03/19	1447	COMFORT SUITES-LA V	01202800600	20580	IMAT STAFF TRAVEL/L	0.00	89.00
TOTAL CHECK								0.00	267.00
09000	14802	10/03/19	1387	COMFORT INN SUITES	01202800620	20580	DEC STAFF TRAVEL/LO	0.00	94.00
09000	14803	10/03/19	1462	HOLIDAY INN EXPRESS	01202800400	20580	SRS STAFF TRAVEL/LO	0.00	94.00
09000	14804	10/03/19	1085	HOLIDAY INN EXPRESS	01202800400	20580	SRS STAFF TRAVEL/LO	0.00	94.00
09000	14805	10/03/19	1083	HOLIDAY INN EXPRESS	01202800400	20580	SRS STAFF TRAVEL/LO	0.00	94.00
09000	14806	10/03/19	1503	KRAIG LOFQUIST	01202320100	20333	ADMIN EXEC DIR MILE	0.00	276.96
09000	14807	10/03/19	1061	DEB HERICKS	01202800100	20333	ADMIN STAFF MILEAGE	0.00	215.76
09000	14807	10/03/19	1061	DEB HERICKS	01202800100	20580	ADMIN STAFF TRAVEL/	0.00	35.27
TOTAL CHECK								0.00	251.03
09000	14808	10/03/19	1076	PRISCILLA QUINTANA	01202800100	20333	ADMIN STAFF MILEAGE	0.00	95.12
09000	14808	10/03/19	1076	PRISCILLA QUINTANA	01202800300	20333	COOP STAFF MILEAGE	0.00	95.12
TOTAL CHECK								0.00	190.24
09000	14809	10/03/19	1086	SCOTT ISAACSON	01203575570	20333	INNOV MILEAGE REIMB	0.00	61.48
09000	14810	10/03/19	1314	BETH KABES	01202800620	20333	DEC STAFF MILEAGE R	0.00	92.80
09000	14810	10/03/19	1314	BETH KABES	01202800620	20333	DEC STAFF MILEAGE R	0.00	175.74
09000	14810	10/03/19	1314	BETH KABES	01202800620	20333	DEC STAFF MILEAGE R	0.00	98.60
09000	14810	10/03/19	1314	BETH KABES	01202800620	20333	DEC STAFF MILEAGE R	0.00	75.40
09000	14810	10/03/19	1314	BETH KABES	01202800620	20333	DEC STAFF MILEAGE R	0.00	126.44
09000	14810	10/03/19	1314	BETH KABES	01202800620	20333	DEC STAFF MILEAGE R	0.00	89.32
09000	14810	10/03/19	1314	BETH KABES	01202800620	20333	DEC STAFF MILEAGE R	0.00	106.72
09000	14810	10/03/19	1314	BETH KABES	01202800620	20580	DEC STAFF TRAVEL/ME	0.00	15.94
09000	14810	10/03/19	1314	BETH KABES	01202800620	20333	DEC STAFF MILEAGE R	0.00	72.50
TOTAL CHECK								0.00	853.46

EFINANCE - POWERSCHOOL
 DATE: 09/30/2019
 TIME: 08:02:09

ESU COORDINATING COUNCIL
 CHECK REGISTER - BY FUND

PAGE NUMBER: 4
 ACCTPA21

SELECTION CRITERIA: transact.yr='20' and transact.period='2'
 ACCOUNTING PERIOD: 1/20

FUND - 01 - GENERAL FUND

CASH ACCT	CHECK NO	ISSUE DT	VENDOR	NAME	ORG UNIT	ACCNT	----DESCRIPTION----	SALES TAX	AMOUNT
09000	14811	10/03/19	1429	MATTHEW DOOLEY	01203575570	20320	INNOV CONTRACTED SE	0.00	3,180.00
09000	14812	10/03/19	1441	FORWARD FORCE LLC	01203575570	20320	INNOV CONTRACTED SE	0.00	9,310.60
09000	14813	10/03/19	1442	SECURLY	01202520300	20900	COOP SECURLY ORDERS	0.00	1,756.65
09000	14814	10/03/19	1358	THE MAIN IDEA	01202250520	20640	PDO SDA SUBSCRIPTIO	0.00	750.00
09000	EFT00120	10/03/19	1039	UNION BANK & TRUST	01202320100	20580	ADMIN EXEC DIR TRVL	0.00	12.14
09000	EFT00120	10/03/19	1039	UNION BANK & TRUST	01202320100	20580	ADMIN EXEC DIR TRVL	0.00	10.00
09000	EFT00120	10/03/19	1039	UNION BANK & TRUST	01202520400	20610	SRS SUPPLIES/CORD	0.00	59.98
09000	EFT00120	10/03/19	1039	UNION BANK & TRUST	01202800600	20610	IMAT SUPPLIES/CABLE	0.00	14.99
09000	EFT00120	10/03/19	1039	UNION BANK & TRUST	01202800600	20610	IMAT SUPPLIES/CABLE	0.00	19.00
09000	EFT00120	10/03/19	1039	UNION BANK & TRUST	01202320100	20610	ADMIN SUPPLIES/BOOK	0.00	74.45
09000	EFT00120	10/03/19	1039	UNION BANK & TRUST	01202320100	20580	ADMIN EXEC TRVL/MEA	0.00	24.00
09000	EFT00120	10/03/19	1039	UNION BANK & TRUST	01202800600	20610	IMAT SUPPLIES/CABLE	0.00	15.98
09000	EFT00120	10/03/19	1039	UNION BANK & TRUST	01202310100	20810	ADMIN DUES/FEES, NS	0.00	110.00
09000	EFT00120	10/03/19	1039	UNION BANK & TRUST	01202320100	20580	ADMIN EXEC DIR TRVL	0.00	9.31
09000	EFT00120	10/03/19	1039	UNION BANK & TRUST	01202320100	20580	ADMIN EXEC DIR TRVL	0.00	39.00
09000	EFT00120	10/03/19	1039	UNION BANK & TRUST	01202320100	20580	ADMIN EXEC DIR TRVL	0.00	57.00
09000	EFT00120	10/03/19	1039	UNION BANK & TRUST	01202320100	20580	ADMIN EXEC DIR TRVL	0.00	8.55
09000	EFT00120	10/03/19	1039	UNION BANK & TRUST	01202320100	20580	ADMIN EXEC DIR TRVL	0.00	3.52
09000	EFT00120	10/03/19	1039	UNION BANK & TRUST	01202310100	20810	ADMIN DUES/FEES, NC	0.00	430.00
09000	EFT00120	10/03/19	1039	UNION BANK & TRUST	01202310100	20810	ADMIN DUES/FEES, NC	0.00	996.00
09000	EFT00120	10/03/19	1039	UNION BANK & TRUST	01202320100	20580	ADMIN EXEC DIR TRVL	0.00	1,147.07
09000	EFT00120	10/03/19	1039	UNION BANK & TRUST	01202320100	20580	ADMIN EXEC DIR TRVL	0.00	33.72
09000	EFT00120	10/03/19	1039	UNION BANK & TRUST	01202320100	20610	ADMIN SUPPLIES/INTE	0.00	10.30
09000	EFT00120	10/03/19	1039	UNION BANK & TRUST	01202320100	20580	ADMIN EXEC DIR, MEA	0.00	138.22
09000	EFT00120	10/03/19	1039	UNION BANK & TRUST	01202580400	20320	SRS CONT SERV, GITH	0.00	25.00
09000	EFT00120	10/03/19	1039	UNION BANK & TRUST	01203575570	20580	INNOV TRVL EDFI CON	0.00	500.00
09000	EFT00120	10/03/19	1039	UNION BANK & TRUST	01203575570	20580	INNOV TRVL/FLIGHT,	0.00	741.00
09000	EFT00120	10/03/19	1039	UNION BANK & TRUST	01202580400	20320	SRS CONT SERV, ATLA	0.00	20.60
09000	EFT00120	10/03/19	1039	UNION BANK & TRUST	01202520620	20610	SRS SUPPLIES/INTERE	0.00	2.94
09000	EFT00120	10/03/19	1039	UNION BANK & TRUST	01202800300	20580	COOP TRVL/FLIGHT, A	0.00	548.10
09000	EFT00120	10/03/19	1039	UNION BANK & TRUST	01202320100	20580	ADMIN EXEC DIR TRVL	0.00	26.62
TOTAL CHECK								0.00	5,077.49
TOTAL CASH ACCOUNT								0.00	147,580.93
TOTAL FUND								0.00	147,580.93
TOTAL REPORT								0.00	147,580.93

Adjusted Budget, August 2019

	ACCOUNT TITLE	BUDGET	PERIOD EXP	ENCUMBRANCES	YEAR TO DATE ENC + EXP	AVAILABLE	YTD/ BUD	
ESUCC ADMIN	REGULAR SALARIES	\$135,973.00	\$14,762.21	\$0.00	\$127,962.22	\$8,010.78	94.11	
	SOCIAL SECURITY	\$9,845.00	\$892.61	\$0.00	\$7,000.97	\$2,844.03	71.11	
	RETIREMENT	\$13,375.00	\$1,458.18	\$0.00	\$12,639.90	\$735.10	94.5	
	WORK COMP	\$812.00	\$135.40	\$0.00	\$812.40	-\$0.40	100.05	
	LOBBYIST FEES	\$28,700.00	\$0.00	\$0.00	\$27,900.00	\$800.00	97.21	
	ACCOUNTING/AUDIT	\$13,330.00	\$0.00	\$0.00	\$7,620.67	\$5,709.33	57.17	
	FISCAL MANAGEMENT FEE	\$2,500.00	\$412.00	\$0.00	\$2,472.00	\$28.00	98.88	
	LEGAL SERVICES	\$15,050.00	\$1,229.15	\$0.00	\$17,023.11	-\$1,973.11	113.11	
	CONTRACTED SERVICES	\$3,000.00	\$0.00	\$0.00	\$3,000.00	\$0.00	100	
	PROFESSIONAL DEVELOPMENT	\$0.00	\$199.99	\$0.00	\$199.99	-\$199.99	0	
	RENTAL/LEASES	\$4,815.00	\$803.73	\$0.00	\$4,331.87	\$483.13	89.97	
	INSURANCE/BONDS	\$9,999.00	\$6,362.00	\$0.00	\$8,982.00	\$1,017.00	89.83	
	ADVERTISING	\$1,000.00	\$0.00	\$0.00	\$578.54	\$421.46	57.85	
	PRINTING	\$1,000.00	\$187.86	\$0.00	\$883.17	\$116.83	88.32	
	POSTAGE	\$500.00	\$76.77	\$0.00	\$329.68	\$170.32	65.94	
	PHONE	\$600.00	\$137.13	\$0.00	\$548.49	\$51.51	91.42	
	SUPPLIES	\$400.00	\$257.65	\$0.00	\$805.36	-\$405.36	201.34	
	COMPUTER SOFTWARE/LICENSE	\$133.00	\$10.00	\$0.00	\$119.85	\$13.15	90.11	
	COMPUTER HARDWARE	\$0.00	\$454.98	\$0.00	\$3,861.98	-\$3,861.98	0	
	DUES/FEES	\$14,679.00	\$0.00	\$0.00	\$15,080.00	-\$401.00	102.73	
	TRAVEL EXPENSES/MILEAGE	\$20,500.00	\$944.88	\$0.00	\$13,031.47	\$7,468.53	63.57	
	CONFERENCE/CONVENTION/MTG	\$15,350.00	\$2,032.94	\$0.00	\$10,021.29	\$5,328.71	65.29	
			\$291,561.00	\$30,357.48	\$0.00	\$265,204.96	\$26,356.04	90.96%
	COOP	REGULAR SALARIES	\$226,976.00	\$37,014.94	\$0.00	\$226,150.40	\$825.60	99.64
SOCIAL SECURITY		\$14,100.00	\$2,221.15	\$0.00	\$13,496.47	\$603.53	95.72	
RETIREMENT		\$22,414.00	\$3,656.28	\$0.00	\$22,338.77	\$75.23	99.66	
WORK COMP		\$1,362.00	\$226.89	\$0.00	\$1,361.39	\$0.61	99.96	
ACCOUNTING/AUDIT		\$13,330.00	\$0.00	\$0.00	\$7,620.67	\$5,709.33	57.17	
LEGAL SERVICES		\$15,050.00	\$1,229.15	\$0.00	\$17,023.10	-\$1,973.10	113.11	
CONTRACTED SERVICES		\$6,700.00	\$0.00	\$0.00	\$0.00	\$6,700.00	0	
RENTAL/LEASES		\$13,492.00	\$2,249.27	\$0.00	\$14,107.75	-\$615.75	104.56	
INSURANCE/BONDS		\$384.00	\$64.00	\$0.00	\$384.00	\$0.00	100	
ADVERTISING		\$1,000.00	\$0.00	\$0.00	\$0.00	\$1,000.00	0	
PRINTING		\$400.00	\$35.00	\$0.00	\$224.43	\$175.57	56.11	
POSTAGE		\$1,500.00	\$1,402.16	\$0.00	\$1,289.42	\$210.58	85.96	
PHONE		\$1,008.00	\$168.00	\$0.00	\$1,008.00	\$0.00	100	
COMPUTER/INTERNET SERVICE		\$976.00	\$137.30	\$0.00	\$1,086.86	-\$110.86	111.36	
SUPPLIES		\$1,200.00	\$31.28	\$0.00	\$627.31	\$572.69	52.28	
COMPUTER SOFTWARE/LICENSE		\$71,416.00	\$15.00	\$0.00	\$75,373.17	-\$3,957.17	105.54	
COMPUTER HARDWARE		\$2,000.00	\$0.00	\$0.00	\$0.00	\$2,000.00	0	
DUES/FEES		\$3,210.00	\$0.00	\$0.00	\$2,644.75	\$565.25	82.39	
JUDGEMENTS/SETTLEMENTS		\$33,333.00	\$0.00	\$0.00	\$33,333.33	-\$0.33	100	
TRAVEL EXPENSES/MILEAGE		\$9,122.00	\$722.93	\$0.00	\$8,012.00	\$1,110.00	87.83	
CONFERENCE/CONVENTION/MTG		\$6,600.00	\$0.00	\$0.00	\$5,258.48	\$1,341.52	79.67	
PROGRAM PURCHASES	\$562,329.00	\$166,644.64	\$79.65	\$562,328.44	\$0.56	100		
		\$1,007,902.00	\$215,817.99	\$79.65	\$993,668.74	\$14,233.26	98.59%	
SRS	REGULAR SALARIES	\$319,457.00	\$52,012.65	\$0.00	\$315,702.86	\$3,754.14	98.82	
	SOCIAL SECURITY	\$20,692.00	\$3,643.32	\$0.00	\$21,603.07	-\$911.07	104.4	
	RETIREMENT	\$31,549.00	\$4,608.24	\$0.00	\$30,655.00	\$894.00	97.17	
	FLEX SPEND	\$0.00	\$14.00	\$0.00	\$84.00	-\$84.00	0	
	WORK COMP	\$1,916.00	\$318.08	\$0.00	\$1,908.48	\$7.52	99.61	
	ACCOUNTING/AUDIT	\$2,170.00	\$0.00	\$0.00	\$1,240.58	\$929.42	57.17	
	LEGAL SERVICES	\$2,450.00	\$200.10	\$0.00	\$2,771.23	-\$321.23	113.11	
	CONTRACTED SERVICES	\$41,709.00	\$0.00	\$0.00	\$15,355.10	\$26,353.90	36.81	
	RENTAL/LEASES	\$5,299.00	\$1,951.21	\$0.00	\$10,230.72	-\$4,931.72	193.07	
	PRINTING	\$300.00	\$62.50	\$0.00	\$222.31	\$77.69	74.1	
	POSTAGE	\$50.00	\$2.50	\$0.00	\$30.58	\$19.42	61.16	
	PHONE	\$800.00	\$205.69	\$0.00	\$795.46	\$4.54	99.43	
	COMPUTER/INTERNET SERVICE	\$3,588.00	\$823.76	\$0.00	\$7,169.62	-\$3,581.62	199.82	
	SUPPLIES	\$500.00	\$89.90	\$0.00	\$1,276.93	-\$776.93	255.39	
	COMPUTER SOFTWARE/LICENSE	\$1,370.00	\$75.30	\$5,332.79	\$10,855.74	-\$9,485.74	792.39	
	TRAVEL EXPENSES/MILEAGE	\$5,000.00	\$351.48	\$0.00	\$1,864.94	\$3,135.06	37.3	
	PROGRAM PURCHASES	\$0.00	\$0.00	\$0.00	\$1,552.00	-\$1,552.00	0	
			\$436,850.00	\$64,358.73	\$5,332.79	\$423,318.62	\$13,531.38	96.90%
	PROF DEV PD ESU	LEGAL SERVICES	\$1,000.00	\$0.00	\$0.00	\$0.00	\$1,000.00	0
		CONTRACTED SERVICES	\$4,000.00	\$0.00	\$0.00	\$1,500.00	\$2,500.00	37.5
POSTAGE		\$250.00	\$1.00	\$0.00	\$96.43	\$153.57	38.57	
SUPPLIES		\$500.00	\$265.11	\$0.00	\$377.61	\$122.39	75.52	
TRAVEL EXPENSES/MILEAGE		\$1,000.00	\$0.00	\$0.00	\$603.17	\$396.83	60.32	
CONFERENCE/CONVENTION/MTG		\$12,500.00	\$420.84	\$0.00	\$16,306.28	-\$3,806.28	130.45	

		\$19,250.00	\$686.95	\$0.00	\$18,883.49	\$366.51	98.10%
PD NOC	PROFESSIONAL DEVELOPMENT	\$41,000.00	\$0.00	\$0.00	\$5,630.00	\$35,370.00	13.73
	PERIODICALS	\$6,000.00	\$0.00	\$0.00	\$6,384.00	-\$384.00	106.4
	CONFERENCE/CONVENTION/MTG	\$3,050.00	\$0.00	\$0.00	\$1,445.54	\$1,604.46	47.39
		\$50,050.00	\$0.00	\$0.00	\$13,459.54	\$36,590.46	26.89%
PD SDA	PROFESSIONAL DEVELOPMENT	\$16,730.00	\$0.00	\$0.00	\$1,038.00	\$15,692.00	6.2
	CONFERENCE/CONVENTION/MTG	\$12,600.00	\$0.00	\$0.00	\$20,237.92	-\$7,637.92	160.62
		\$29,330.00	\$0.00	\$0.00	\$21,275.92	\$8,054.08	72.54%
PD ESPD	LEGAL SERVICES	\$0.00	\$0.00	\$0.00	\$1,252.50	-\$1,252.50	0
	CONFERENCE/CONVENTION/MTG	\$1,000.00	\$0.00	\$0.00	\$604.73	\$395.27	60.47
		\$1,000.00	\$0.00	\$0.00	\$1,857.23	-\$857.23	185.72%
PD TLT	PROFESSIONAL DEVELOPMENT	\$9,750.00	\$0.00	\$0.00	\$7,808.70	\$1,941.30	80.09
	TRAVEL EXPENSES/MILEAGE	\$1,000.00	\$0.00	\$0.00	\$0.00	\$1,000.00	0
	CONFERENCE/CONVENTION/MTG	\$2,200.00	\$0.00	\$0.00	\$2,876.72	-\$676.72	130.76
		\$12,950.00	\$0.00	\$0.00	\$10,685.42	\$2,264.58	82.51%
CRISIS	CONTRACTED SERVICES	\$60,000.00	\$0.00	\$0.00	\$49,660.53	\$10,339.47	82.77
	PROFESSIONAL DEVELOPMENT	\$15,000.00	\$3,060.91	\$0.00	\$16,734.05	-\$1,734.05	111.56
		\$75,000.00	\$3,060.91	\$0.00	\$66,394.58	\$8,605.42	88.53%
INNOV GEN	REGULAR SALARIES	\$256,483.00	\$38,728.00	\$0.00	\$232,368.05	\$24,114.95	90.6
	SOCIAL SECURITY	\$18,856.00	\$2,877.80	\$0.00	\$16,691.18	\$2,164.82	88.52
	RETIREMENT	\$24,346.00	\$3,825.47	\$0.00	\$22,952.85	\$1,393.15	94.28
	FLEX SPEND	\$137.00	\$28.00	\$0.00	\$168.00	-\$31.00	122.63
	WORK COMP	\$1,344.00	\$232.42	\$0.00	\$1,394.52	-\$50.52	103.76
	CONTRACTED SERVICES	\$71,704.00	\$16,266.75	\$0.00	\$65,066.97	\$6,637.03	90.74
	TRAVEL EXPENSES/MILEAGE	\$21,266.00	\$0.00	\$0.00	\$665.95	\$20,600.05	3.13
		\$394,136.00	\$61,958.44	\$0.00	\$339,307.52	\$54,828.48	86.09%
INNOV SIMPL	CONTRACTED SERVICES	\$43,032.00	\$1,360.50	\$0.00	\$24,049.87	\$18,982.13	55.89
	TRAVEL EXPENSES/MILEAGE	\$9,126.00	\$55.78	\$0.00	\$256.51	\$8,869.49	2.81
		\$52,158.00	\$1,416.28	\$0.00	\$24,306.38	\$27,851.62	46.60%
INNOV TECH	CONTRACTED SERVICES	\$108,375.00	\$0.00	\$0.00	\$58,633.50	\$49,741.50	54.1
	PROFESSIONAL DEVELOPMENT	\$6,750.00	\$0.00	\$0.00	\$0.00	\$6,750.00	0
	SUPPLIES	\$4,998.00	\$1.00	\$0.00	\$7.35	\$4,990.65	0.15
	COMPUTER HARDWARE	\$70,000.00	\$23,571.19	\$23.50	\$32,213.69	\$37,786.31	46.02
	TRAVEL EXPENSES/MILEAGE	\$19,200.00	\$128.75	\$0.00	\$2,371.26	\$16,828.74	12.35
		\$209,323.00	\$23,700.94	\$23.50	\$93,225.80	\$116,097.20	44.54%
INNOV AAP	CONTRACTED SERVICES	\$25,480.00	\$14,752.15	\$0.00	\$156,118.10	-\$130,638.10	612.71
	PROFESSIONAL DEVELOPMENT	\$6,713.00	\$0.00	\$0.00	\$1,750.00	\$4,963.00	26.07
	SUPPLIES	\$499.00	\$0.50	\$0.00	\$6.79	\$492.21	1.36
	TRAVEL EXPENSES/MILEAGE	\$21,649.00	\$0.00	\$0.00	\$4,087.00	\$17,562.00	18.88
		\$54,341.00	\$14,752.65	\$0.00	\$161,961.89	-\$107,620.89	298.05%
INNOV BLENDED	CONTRACTED SERVICES	\$49,980.00	\$0.00	\$0.00	\$0.00	\$49,980.00	0
	PROFESSIONAL DEVELOPMENT	\$0.00	\$911.50	\$0.00	\$911.50	-\$911.50	0
	SUPPLIES	\$3,734.00	\$2.50	\$0.00	\$11.64	\$3,722.36	0.31
	COMPUTER SOFTWARE/LICENSE	\$210.00	\$0.00	\$0.00	\$0.00	\$210.00	0
	COMPUTER HARDWARE	\$853.00	\$0.00	\$0.00	\$0.00	\$853.00	0
	TRAVEL EXPENSES/MILEAGE	\$20,195.00	\$774.80	\$0.00	\$11,427.11	\$8,767.89	56.58
		\$74,972.00	\$1,688.80	\$0.00	\$12,350.25	\$62,621.75	16.47%
INNOV NROC	CONTRACTED SERVICES	\$150,000.00	\$0.00	\$0.00	\$135,000.00	\$15,000.00	90
	SUPPLIES	\$4,999.00	\$0.00	\$0.00	\$5.38	\$4,993.62	0.11
	COMPUTER SOFTWARE/LICENSE	\$500.00	\$0.00	\$0.00	\$0.00	\$500.00	0
	COMPUTER HARDWARE	\$2,000.00	\$0.00	\$0.00	\$0.00	\$2,000.00	0
	TRAVEL EXPENSES/MILEAGE	\$8,244.00	\$0.00	\$0.00	\$4,775.30	\$3,468.70	57.92
	CONFERENCE/CONVENTION/MTG	\$3,231.00	\$0.00	\$0.00	\$5,809.63	-\$2,578.63	179.81
		\$168,974.00	\$0.00	\$0.00	\$145,590.31	\$23,383.69	86.16%
IMAT	REGULAR SALARIES	\$74,206.00	\$11,390.28	\$0.00	\$73,214.60	\$991.40	98.66
	SOCIAL SECURITY	\$5,332.00	\$794.34	\$0.00	\$4,969.58	\$362.42	93.2

RETIREMENT	\$7,323.00	\$1,125.11	\$0.00	\$7,231.99	\$91.01	98.76
WORK COMP	\$445.00	\$74.14	\$0.00	\$444.84	\$0.16	99.96
ACCOUNTING/AUDIT	\$1,085.00	\$0.00	\$0.00	\$620.29	\$464.71	57.17
LEGAL SERVICES	\$1,225.00	\$100.05	\$0.00	\$1,385.60	-\$160.60	113.11
CONTRACTED SERVICES	\$750.00	-\$3,500.00	\$0.00	\$5,250.00	-\$4,500.00	700
RENTAL/LEASES	\$4,952.00	\$301.70	\$0.00	\$5,077.30	-\$125.30	102.53
POSTAGE	\$50.00	\$1.00	\$0.00	\$18.29	\$31.71	36.58
COMPUTER/INTERNET SERVICE	\$2,150.00	\$268.66	\$0.00	\$2,276.66	-\$126.66	105.89
SUPPLIES	\$50.00	\$0.00	\$0.00	\$115.80	-\$65.80	231.6
COMPUTER SOFTWARE/LICENSE	\$342.00	\$5.00	\$0.00	\$5.00	\$337.00	1.46
TRAVEL EXPENSES/MILEAGE	\$2,600.00	\$192.03	\$0.00	\$1,677.09	\$922.91	64.5
PROGRAM PURCHASES	\$139,174.00	\$675.00	\$0.00	\$139,173.27	\$0.73	100
	\$239,684.00	\$11,427.31	\$0.00	\$241,460.31	-\$1,776.31	100.74%

DEC	REGULAR SALARIES	\$183,081.00	\$24,812.48	\$0.00	\$177,299.95	\$5,781.05	96.84
	SOCIAL SECURITY	\$12,786.00	\$1,586.36	\$0.00	\$10,705.47	\$2,080.53	83.73
	RETIREMENT	\$18,044.00	\$2,450.92	\$0.00	\$17,513.30	\$530.70	97.06
	WORK COMP	\$1,096.00	\$182.90	\$0.00	\$1,097.40	-\$1.40	100.13
	ACCOUNTING/AUDIT	\$1,085.00	\$0.00	\$0.00	\$620.29	\$464.71	57.17
	LEGAL SERVICES	\$1,225.00	\$100.05	\$0.00	\$1,385.62	-\$160.62	113.11
	CONTRACTED SERVICES	\$12,500.00	\$6,500.00	\$0.00	\$8,775.26	\$3,724.74	70.2
	RENTAL/LEASES	\$5,752.00	\$560.89	\$0.00	\$5,126.72	\$625.28	89.13
	PRINTING	\$500.00	\$0.00	\$0.00	\$30.13	\$469.87	6.03
	POSTAGE	\$100.00	\$1.00	\$0.00	\$7.22	\$92.78	7.22
	PHONE	\$0.00	\$68.56	\$0.00	\$274.23	-\$274.23	0
	COMPUTER/INTERNET SERVICE	\$2,079.00	\$243.20	\$0.00	\$2,081.70	-\$2.70	100.13
	SUPPLIES	\$500.00	\$0.00	\$0.00	\$1,773.51	-\$1,273.51	354.7
	PERIODICALS	\$250.00	\$0.00	\$0.00	\$0.00	\$250.00	0
	COMPUTER SOFTWARE/LICENSE	\$328.00	\$10.00	\$0.00	\$69.51	\$258.49	21.19
	COMPUTER HARDWARE	\$21,621.00	\$0.00	\$0.00	\$25,985.00	-\$4,364.00	120.18
	DUES/FEES	\$310.00	\$0.00	\$0.00	\$125.00	\$185.00	40.32
	TRAVEL EXPENSES/MILEAGE	\$5,000.00	\$397.82	\$0.00	\$2,133.99	\$2,866.01	42.68
	CONFERENCE/CONVENTION/MTG	\$4,131.00	\$2,554.96	\$0.00	\$3,357.70	\$773.30	81.28
	PROGRAM PURCHASES	\$0.00	\$3,330.99	\$0.00	\$3,330.99	-\$3,330.99	0
		\$270,388.00	\$42,800.13	\$0.00	\$261,692.99	\$8,695.01	96.78%
		\$3,387,869.00	\$472,026.61	\$5,435.94	\$3,094,643.95	\$293,225.05	91.34%

EFINANCE - POWERSCHOOL
 DATE: 09/11/2019
 TIME: 13:50:04

ESU COORDINATING COUNCIL
 PRINT COMBINING BALANCE SHEET

PAGE NUMBER: 1
 STATMN81

SELECTION CRITERIA: ALL
 ACCOUNTING PERIOD: 12/19

FUND GROUP - - GENERAL FUND			
ACCOUNT - - - - -	TITLE - - - - -	DEBITS	CREDITS
09000	CASH	1,008,844.04	.00
TOTAL	CASH	1,008,844.04	.00
09296	PRE-PAID POSTAGE	895.63	.00
TOTAL	PRE-PAID POSTAGE	895.63	.00
TOTAL	ASSETS	1,009,739.67	.00
09401	ACCOUNTS PAYABLE	.00	40.05
TOTAL	ACCOUNTS PAYABLE	.00	40.05
TOTAL	LIABILITIES	.00	40.05
TOTAL	REV CONT	.00	2,839,622.82
TOTAL	EXP CONT	3,089,208.01	.00
TOTAL	RES FOR ENC	.00	5,435.94
TOTAL	ENC CONT	5,435.94	.00
TOTAL	REV BUD CONTL	5,327,266.00	.00
TOTAL	EXP BUD CONT	.00	5,327,266.00
TOTAL	FUND BALANCE	.00	1,259,284.81
TOTAL	EQUITIES	8,421,909.95	9,431,609.57
TOTAL	REPORT	9,431,649.62	9,431,649.62



P.O. Box 82535 · Lincoln, NE 68501-2535 · ubt.com · Member FDIC

6310 0300 OO RP 31 08312019 NNNNNN 01 006497 0022

NEBRASKA EDUCATIONAL SERVICE
 UNIT COORDINATING COUNCIL
 DBA COOPERATIVE PURCHASING
 1292 E 4TH ST
 AINSWORTH NE 69210-1225

08-09-2019 10:19

UBT CO 0820 01-19



Union Bank & Trust
 238 East 4th Street
 Ainsworth NE 69210

TELEPHONE: 402-387-1350

Is your contact information up to date? Help us reach you, protect your identity, and let you know about new services and features. To review and update your contact information; stop by your local branch or contact us at www.ubt.com/help.

BASIC BUSINESS ACCOUNT 20611699

DESCRIPTION	DEBITS	CREDITS	DATE	BALANCE
BALANCE LAST STATEMENT			07/31/19	52,317.94
DEPOSIT		1,269.25	08/01/19	53,587.19
NPAIT Sweep Purchase	2,000.00		08/02/19	51,587.19
NPAIT Sweep Purchase	1,000.00		08/05/19	50,587.19
Cincinnati Insur INS.PREM 1000120530	950.00		08/05/19	49,637.19
CHECK # 14697	500.00		08/05/19	49,137.19
NPAIT Sweep Redemption		1,000.00	08/06/19	50,137.19
DEPOSIT		5,481.78	08/07/19	55,618.97
DEPOSIT		1,056.75	08/08/19	56,675.72
CHECK # 14752	237.22		08/08/19	56,438.50
CHECK # 14737	103,063.89		08/08/19	46,625.39-
NPAIT Sweep Redemption		98,000.00	08/09/19	51,374.61
SYSCO PAYMENTS 059CA000030712		13.47	08/12/19	51,388.08
NPAIT Sweep Purchase	1,000.00		08/12/19	50,388.08
CHECK # 14740	515.11		08/12/19	49,872.97
CHECK # 14744	1,220.00		08/12/19	48,652.97
CHECK # 14755	4,800.00		08/12/19	43,852.97
NPAIT Sweep Redemption		7,000.00	08/13/19	50,852.97
SYSCO PAYMENTS 061CA000210117		607.91	08/13/19	51,460.88
CHECK # 14746	1.84		08/13/19	51,459.04
CHECK # 14751	139.30		08/13/19	51,319.74
CHECK # 14764	191.98		08/13/19	51,127.76
CHECK # 14757	200.00		08/13/19	50,927.76



UBT
Union Bank & Trust

Account Number: 20611699

Statement Date: 08/30/2019

NEBRASKA EDUCATIONAL SERVICE
UNIT COORDINATING COUNCIL
DBA COOPERATIVE PURCHASING

BASIC BUSINESS ACCOUNT 20611699

DESCRIPTION	DEBITS	CREDITS	DATE	BALANCE
CHECK # 14758	414.22		08/13/19	50,513.54
CHECK # 14763	636.46		08/13/19	49,877.08
CHECK # 14747	750.00		08/13/19	49,127.08
CHECK # 14754	867.72		08/13/19	48,259.36
CHECK # 14738	1,115.11		08/13/19	47,144.25
CHECK # 14745	2,090.78		08/13/19	45,053.47
CHECK # 14739	5,375.00		08/13/19	39,678.47
CHECK # 14741	16,266.25		08/13/19	23,412.22
NPAIT Sweep Redemption		27,000.00	08/14/19	50,412.22
CHECK # 14759	55.00		08/14/19	50,357.22
CHECK # 14749	470.00		08/14/19	49,887.22
CHECK # 14748	523.50		08/14/19	49,363.72
CHECK # 14742	3,330.99		08/14/19	46,032.73
CHECK # 14760	23,156.97		08/14/19	22,875.76
NPAIT Sweep Redemption		28,000.00	08/15/19	50,875.76
DEPOSIT		73,848.87	08/15/19	124,724.63
CHECK # 14761	38.21		08/15/19	124,686.42
CHECK # 14679	56.13		08/15/19	124,630.29
CHECK # 14753	133.40		08/15/19	124,496.89
NPAIT Sweep Purchase	1,000.00		08/16/19	123,496.89
DEPOSIT		3,823.31	08/19/19	127,320.20
DEPOSIT		25,545.08	08/19/19	152,865.28
NPAIT Sweep Purchase	73,000.00		08/19/19	79,865.28
VISA PAYMENT 486551XXXX8112	503.27		08/19/19	79,362.01
VISA PAYMENT 486551XXXX0305	1,019.95		08/19/19	78,342.06
CHECK # 14762	162,354.39		08/19/19	84,012.33-
DEPOSIT		3,697.24	08/20/19	80,315.09-
NPAIT Sweep Redemption		163,000.00	08/20/19	82,684.91
APDIRDEP ESU 11 Accounts payable direct deposit		873.31	08/20/19	83,558.22
DEPOSIT		2,034.51	08/21/19	85,592.73
NPAIT Sweep Purchase	29,000.00		08/21/19	56,592.73
CHECK # 14743	2,938.53		08/21/19	53,654.20
NPAIT Sweep Purchase	1,000.00		08/22/19	52,654.20
DEPOSIT		15,512.53	08/23/19	68,166.73
NPAIT Sweep Purchase	2,000.00		08/23/19	66,166.73
DEPOSIT		1,575.00	08/26/19	67,741.73
CHECK # 14618	90.00		08/26/19	67,651.73
CHECK # 14756	9,952.15		08/26/19	57,699.58
NPAIT Sweep Purchase	6,000.00		08/27/19	51,699.58
CHECK # 14694	500.00		08/27/19	51,199.58



* * * C O N T I N U E D * * *



Account Number: 20611699

Statement Date: 08/30/2019

NEBRASKA EDUCATIONAL SERVICE
 UNIT COORDINATING COUNCIL
 DBA COOPERATIVE PURCHASING

BASIC BUSINESS ACCOUNT 20611699

DESCRIPTION	DEBITS	CREDITS	DATE	BALANCE
NPAIT Sweep Purchase	1,000.00		08/28/19	50,199.58
CHECK # 14776	341.89		08/28/19	49,857.69
DEPOSIT		85.00	08/29/19	49,942.69
NPAIT Sweep Redemption		1,000.00	08/29/19	50,942.69
VISA PAYMENT 486551XXXXX8112	28.75		08/29/19	50,913.94
VISA PAYMENT 486551XXXXX8120	76.29		08/29/19	50,837.65
VISA PAYMENT 486551XXXXX0305	3,957.19		08/29/19	46,880.46
NPAIT Sweep Redemption		4,000.00	08/30/19	50,880.46
BALANCE THIS STATEMENT			08/30/19	50,880.46
TOTAL CREDITS (22)	464,424.01	MINIMUM BALANCE		84,012.33-
TOTAL DEBITS (48)	465,861.49	AVG AVAILABLE BALANCE		53,790.77
		AVERAGE BALANCE		58,245.96



YOUR CHECKS SEQUENCED

DATE...CHECK #.....AMOUNT	DATE...CHECK #.....AMOUNT	DATE...CHECK #.....AMOUNT
08/26 14618* 90.00	08/12 14744 1,220.00	08/26 14756 9,952.15
08/15 14679* 56.13	08/13 14745 2,090.78	08/13 14757 200.00
08/27 14694* 500.00	08/13 14746 1.84	08/13 14758 414.22
08/05 14697* 500.00	08/13 14747 750.00	08/14 14759 55.00
08/08 14737 103,063.89	08/14 14748 523.50	08/14 14760 23,156.97
08/13 14738 1,115.11	08/14 14749* 470.00	08/15 14761 38.21
08/13 14739 5,375.00	08/13 14751 139.30	08/19 14762 162,354.39
08/12 14740 515.11	08/08 14752 237.22	08/13 14763 636.46
08/13 14741 16,266.25	08/15 14753 133.40	08/13 14764* 191.98
08/14 14742 3,330.99	08/13 14754 867.72	08/28 14776 341.89
08/21 14743 2,938.53	08/12 14755 4,800.00	

(*) INDICATES A GAP IN CHECK NUMBER SEQUENCE

CHECKING ACCOUNT DEPOSIT
UBT
 Union Bank & Trust
 DATE: 8/1/19
 NAME: ESUCC
 ACCOUNT NUMBER: 20611699
 TOTAL DEPOSIT: \$ 1269.25

MEMORANDUM	DATE	AMOUNT	DEBIT	CREDIT
ATM	8/1/19	1269.25		

1049107950 009

8/1/2019 \$1,269.25 0

-TranDt=08/01/19-Inst=UNION BANK & TRUST COMPANY
 -RI Num=>104910795<-Item Num=000193830060

-TranDt=08/01/19-Inst=UNION BANK & TRUST COMPANY
 -RI Num=>104910795<-Item Num=000193830060

8/1/2019 \$1,269.25 0

CHECKING ACCOUNT DEPOSIT
UBT
 Union Bank & Trust
 DATE: Aug 7 2019
 NAME: Edw Custody Bond
 ACCOUNT NUMBER: 20611699
 TOTAL DEPOSIT: \$ 5481.78

MEMORANDUM	DATE	AMOUNT	DEBIT	CREDIT
ATM	8/7/19	5481.78		

1049107950 009

8/7/2019 \$5,481.78 0

-TranDt=08/07/19-Inst=UNION BANK & TRUST COMPANY
 -RI Num=>104910795<-Item Num=000193525809

-TranDt=08/07/19-Inst=UNION BANK & TRUST COMPANY
 -RI Num=>104910795<-Item Num=000193525809

8/7/2019 \$5,481.78 0

CHECKING ACCOUNT DEPOSIT
UBT
 Union Bank & Trust
 DATE: 8/8/19
 NAME: ESUCC
 ACCOUNT NUMBER: 20611699
 TOTAL DEPOSIT: \$ 1056.75

MEMORANDUM	DATE	AMOUNT	DEBIT	CREDIT
ATM	8/8/19	1056.75		

1049107950 009

8/8/2019 \$1,056.75 0

-TranDt=08/08/19-Inst=UNION BANK & TRUST COMPANY
 -RI Num=>104910795<-Item Num=000193831301

-TranDt=08/08/19-Inst=UNION BANK & TRUST COMPANY
 -RI Num=>104910795<-Item Num=000193831301

8/8/2019 \$1,056.75 0

CHECKING ACCOUNT DEPOSIT
UBT
 Union Bank & Trust
 DATE: Aug 15 2019
 NAME: Edw Custody Bond
 ACCOUNT NUMBER: 20611699
 TOTAL DEPOSIT: \$ 73848.87

MEMORANDUM	DATE	AMOUNT	DEBIT	CREDIT
ATM	8/15/19	73848.87		

1049107950 009

8/15/2019 \$73,848.87 0

-TranDt=08/15/19-Inst=UNION BANK & TRUST COMPANY
 -RI Num=>104910795<-Item Num=000193527202

-TranDt=08/15/19-Inst=UNION BANK & TRUST COMPANY
 -RI Num=>104910795<-Item Num=000193527202

8/15/2019 \$73,848.87 0

CHECKING ACCOUNT DEPOSIT
UBT
 Union Bank & Trust
 DATE: Aug 19 2019
 NAME: Edw Custody Bond
 ACCOUNT NUMBER: 20611699
 TOTAL DEPOSIT: \$ 3823.31

MEMORANDUM	DATE	AMOUNT	DEBIT	CREDIT
ATM	8/19/19	3823.31		

1049107950 009

8/19/2019 \$3,823.31 0

-TranDt=08/19/19-Inst=UNION BANK & TRUST COMPANY
 -RI Num=>104910795<-Item Num=000193626879

-TranDt=08/19/19-Inst=UNION BANK & TRUST COMPANY
 -RI Num=>104910795<-Item Num=000193626879

8/19/2019 \$3,823.31 0

CHECKING ACCOUNT DEPOSIT
UBT
 Union Bank & Trust
 DATE: Aug 19 2019
 NAME: Edw Custody Bond
 ACCOUNT NUMBER: 20611699
 TOTAL DEPOSIT: \$ 25545.08

MEMORANDUM	DATE	AMOUNT	DEBIT	CREDIT
ATM	8/19/19	25545.08		

1049107950 009

8/19/2019 \$25,545.08 0

-TranDt=08/19/19-Inst=UNION BANK & TRUST COMPANY
 -RI Num=>104910795<-Item Num=000193626857

-TranDt=08/19/19-Inst=UNION BANK & TRUST COMPANY
 -RI Num=>104910795<-Item Num=000193626857

8/19/2019 \$25,545.08 0

CHECKING ACCOUNT DEPOSIT
UBT
 Union Bank & Trust
 DATE Aug 20, 2019
 NAME ESU Coordinating Council
 ACCOUNT NUMBER 20611699
 TOTAL DEPOSIT \$ 3697.24

1	2	3	4	5	6	7	8	9	10	11	12	13	14	15	16	17	18	19	20	21	22	23	24	25	26	27	28	29	30	31	32	33	34	35	36	37	38	39	40	41	42	43	44	45	46	47	48	49	50	51	52	53	54	55	56	57	58	59	60	61	62	63	64	65	66	67	68	69	70	71	72	73	74	75	76	77	78	79	80	81	82	83	84	85	86	87	88	89	90	91	92	93	94	95	96	97	98	99	00
---	---	---	---	---	---	---	---	---	----	----	----	----	----	----	----	----	----	----	----	----	----	----	----	----	----	----	----	----	----	----	----	----	----	----	----	----	----	----	----	----	----	----	----	----	----	----	----	----	----	----	----	----	----	----	----	----	----	----	----	----	----	----	----	----	----	----	----	----	----	----	----	----	----	----	----	----	----	----	----	----	----	----	----	----	----	----	----	----	----	----	----	----	----	----	----	----	----	----	----

8/20/2019 \$\$\$,697.24 0

TranDt=08/20/19-Inst=UNION BANK & TRUST COMPANY
 RTRNum=>104910795<-ItemNum=000193630185
 TranDt=08/20/19-Inst=UNION BANK & TRUST COMPANY
 RTRNum=>104910795<-ItemNum=000193630185

8/20/2019 \$\$\$,697.24 0

CHECKING ACCOUNT DEPOSIT
UBT
 Union Bank & Trust
 DATE Aug 21, 2019
 NAME ESU Coordinating Council
 ACCOUNT NUMBER 20611699
 TOTAL DEPOSIT \$ 2034.51

1	2	3	4	5	6	7	8	9	10	11	12	13	14	15	16	17	18	19	20	21	22	23	24	25	26	27	28	29	30	31	32	33	34	35	36	37	38	39	40	41	42	43	44	45	46	47	48	49	50	51	52	53	54	55	56	57	58	59	60	61	62	63	64	65	66	67	68	69	70	71	72	73	74	75	76	77	78	79	80	81	82	83	84	85	86	87	88	89	90	91	92	93	94	95	96	97	98	99	00
---	---	---	---	---	---	---	---	---	----	----	----	----	----	----	----	----	----	----	----	----	----	----	----	----	----	----	----	----	----	----	----	----	----	----	----	----	----	----	----	----	----	----	----	----	----	----	----	----	----	----	----	----	----	----	----	----	----	----	----	----	----	----	----	----	----	----	----	----	----	----	----	----	----	----	----	----	----	----	----	----	----	----	----	----	----	----	----	----	----	----	----	----	----	----	----	----	----	----	----

8/21/2019 \$\$\$,034.51 0

TranDt=08/21/19-Inst=UNION BANK & TRUST COMPANY
 RTRNum=>104910795<-ItemNum=00019363109
 TranDt=08/21/19-Inst=UNION BANK & TRUST COMPANY
 RTRNum=>104910795<-ItemNum=00019363109

8/21/2019 \$\$\$,034.51 0

CHECKING ACCOUNT DEPOSIT
UBT
 Union Bank & Trust
 DATE Aug 23, 2019
 NAME ESU Coordinating Council
 ACCOUNT NUMBER 20611699
 TOTAL DEPOSIT \$ 15512.53

1	2	3	4	5	6	7	8	9	10	11	12	13	14	15	16	17	18	19	20	21	22	23	24	25	26	27	28	29	30	31	32	33	34	35	36	37	38	39	40	41	42	43	44	45	46	47	48	49	50	51	52	53	54	55	56	57	58	59	60	61	62	63	64	65	66	67	68	69	70	71	72	73	74	75	76	77	78	79	80	81	82	83	84	85	86	87	88	89	90	91	92	93	94	95	96	97	98	99	00
---	---	---	---	---	---	---	---	---	----	----	----	----	----	----	----	----	----	----	----	----	----	----	----	----	----	----	----	----	----	----	----	----	----	----	----	----	----	----	----	----	----	----	----	----	----	----	----	----	----	----	----	----	----	----	----	----	----	----	----	----	----	----	----	----	----	----	----	----	----	----	----	----	----	----	----	----	----	----	----	----	----	----	----	----	----	----	----	----	----	----	----	----	----	----	----	----	----	----	----

8/23/2019 \$\$\$15,512.53 0

TranDt=08/23/19-Inst=UNION BANK & TRUST COMPANY
 RTRNum=>104910795<-ItemNum=0001936327
 TranDt=08/23/19-Inst=UNION BANK & TRUST COMPANY
 RTRNum=>104910795<-ItemNum=0001936327

8/23/2019 \$\$\$15,512.53 0

CHECKING ACCOUNT DEPOSIT
UBT
 Union Bank & Trust
 DATE Aug 26, 2019
 NAME ESU Coordinating Council
 ACCOUNT NUMBER 20611699
 TOTAL DEPOSIT \$ 1575.00

1	2	3	4	5	6	7	8	9	10	11	12	13	14	15	16	17	18	19	20	21	22	23	24	25	26	27	28	29	30	31	32	33	34	35	36	37	38	39	40	41	42	43	44	45	46	47	48	49	50	51	52	53	54	55	56	57	58	59	60	61	62	63	64	65	66	67	68	69	70	71	72	73	74	75	76	77	78	79	80	81	82	83	84	85	86	87	88	89	90	91	92	93	94	95	96	97	98	99	00
---	---	---	---	---	---	---	---	---	----	----	----	----	----	----	----	----	----	----	----	----	----	----	----	----	----	----	----	----	----	----	----	----	----	----	----	----	----	----	----	----	----	----	----	----	----	----	----	----	----	----	----	----	----	----	----	----	----	----	----	----	----	----	----	----	----	----	----	----	----	----	----	----	----	----	----	----	----	----	----	----	----	----	----	----	----	----	----	----	----	----	----	----	----	----	----	----	----	----	----

8/26/2019 \$\$\$1,575.00 0

TranDt=08/26/19-Inst=UNION BANK & TRUST COMPANY
 RTRNum=>104910795<-ItemNum=000193634109
 TranDt=08/26/19-Inst=UNION BANK & TRUST COMPANY
 RTRNum=>104910795<-ItemNum=000193634109

8/26/2019 \$\$\$1,575.00 0

CHECKING ACCOUNT DEPOSIT
UBT
 Union Bank & Trust
 DATE Aug 29, 2019
 NAME ESU Coordinating Council
 ACCOUNT NUMBER 20611699
 TOTAL DEPOSIT \$ 85.00

1	2	3	4	5	6	7	8	9	10	11	12	13	14	15	16	17	18	19	20	21	22	23	24	25	26	27	28	29	30	31	32	33	34	35	36	37	38	39	40	41	42	43	44	45	46	47	48	49	50	51	52	53	54	55	56	57	58	59	60	61	62	63	64	65	66	67	68	69	70	71	72	73	74	75	76	77	78	79	80	81	82	83	84	85	86	87	88	89	90	91	92	93	94	95	96	97	98	99	00
---	---	---	---	---	---	---	---	---	----	----	----	----	----	----	----	----	----	----	----	----	----	----	----	----	----	----	----	----	----	----	----	----	----	----	----	----	----	----	----	----	----	----	----	----	----	----	----	----	----	----	----	----	----	----	----	----	----	----	----	----	----	----	----	----	----	----	----	----	----	----	----	----	----	----	----	----	----	----	----	----	----	----	----	----	----	----	----	----	----	----	----	----	----	----	----	----	----	----	----

8/29/2019 \$\$\$85.00 0

TranDt=08/29/19-Inst=UNION BANK & TRUST COMPANY
 RTRNum=>104910795<-ItemNum=00019363682
 TranDt=08/29/19-Inst=UNION BANK & TRUST COMPANY
 RTRNum=>104910795<-ItemNum=00019363682

8/29/2019 \$\$\$85.00 0

Nebraska ESU Coordinating Council
 1292 East 4th Street
 Ainsworth, NE 69210
 Union Bank & Trust Company
 Ainsworth Branch
 238 East 4th St.
 Ainsworth, Nebraska 69210
 OFFICE DATE 08/08/19 CHECK NO. 14618
 AMOUNT \$*****90.00
 TO THE ORDER OF NIOBRARA LODGE 803 S HWY 20 VALENTINE NE 69201
 PRESENT King
 TREASURER Ray

8/26/2019 \$\$\$90.00 14618

Nebraska ESU Coordinating Council
 1292 East 4th Street
 Ainsworth, NE 69210
 Union Bank & Trust Company
 Ainsworth Branch
 238 East 4th St.
 Ainsworth, Nebraska 69210
 OFFICE DATE 07/10/19 CHECK NO. 14679
 AMOUNT \$*****56.13
 TO THE ORDER OF RHONDA RIZ 521 BELLAPOD DRIVE HEATCREE NE 68310
 PRESENT Rhonda Riz
 TREASURER Walter

8/15/2019 \$\$\$56.13 14679

Nebraska ESU Coordinating Council
1292 East 4th Street
Answorth, NE 68210

Union Bank & Trust Company
Answorth Branch
228 East 4th St.
Answorth, Nebraska 68210

CHECK DATE: 07/20/19 CHECK NO.: 14694

AMOUNT: \$*****500.00*

BY THE SUM OF *****500* DOLLARS AND *00* CENTS

TO THE ORDER OF: AARON D. DELHAY
10634 WILDERNESS WAY
ADAMS NE 68101

PRESIDENT: *Leslie A. Auer*
TREASURER: *Leslie A. Auer*

⑆00014694⑆ ⑆104910795⑆ 2061 1699⑆

8/27/2019 \$5500.00 14694

Nebraska ESU Coordinating Council
1292 East 4th Street
Answorth, NE 68210

Union Bank & Trust Company
Answorth Branch
228 East 4th St.
Answorth, Nebraska 68210

CHECK DATE: 07/10/19 CHECK NO.: 14697

AMOUNT: \$*****500.00*

BY THE SUM OF *****500* DOLLARS AND *00* CENTS

TO THE ORDER OF: ANDREW DANIEL EASTON

PRESIDENT: *Leslie A. Auer*
TREASURER: *Leslie A. Auer*

⑆00014697⑆ ⑆104910795⑆ 2061 1699⑆

8/5/2019 \$5500.00 14697

Nebraska ESU Coordinating Council
1292 East 4th Street
Answorth, NE 68210

Union Bank & Trust Company
Answorth Branch
228 East 4th St.
Answorth, Nebraska 68210

CHECK DATE: 08/07/19 CHECK NO.: 14737

AMOUNT: \$**103,063.89*

BY THE SUM OF ****103063* DOLLARS AND *89* CENTS

TO THE ORDER OF: ESU 17
207 NORTH MAIN STREET
ANSWORTH NE 68210

PRESIDENT: *Leslie A. Auer*
TREASURER: *Leslie A. Auer*

⑆00014737⑆ ⑆104910795⑆ 2061 1699⑆

8/8/2019 \$1103,063.89 14737

Nebraska ESU Coordinating Council
1292 East 4th Street
Answorth, NE 68210

Union Bank & Trust Company
Answorth Branch
228 East 4th St.
Answorth, Nebraska 68210

CHECK DATE: 08/07/19 CHECK NO.: 14738

AMOUNT: \$*****115.11*

BY THE SUM OF *****115* DOLLARS AND *11* CENTS

TO THE ORDER OF: TOTALFUNDS
PO BOX 6813
CAROL STREAM IL 60197-6813

PRESIDENT: *Leslie A. Auer*
TREASURER: *Leslie A. Auer*

⑆00014738⑆ ⑆104910795⑆ 2061 1699⑆

8/13/2019 \$1,115.11 14738

Nebraska ESU Coordinating Council
1292 East 4th Street
Answorth, NE 68210

Union Bank & Trust Company
Answorth Branch
228 East 4th St.
Answorth, Nebraska 68210

CHECK DATE: 08/07/19 CHECK NO.: 14739

AMOUNT: \$*****375.00*

BY THE SUM OF *****375* DOLLARS AND *00* CENTS

TO THE ORDER OF: THE CINCINNATI INSURANCE COMPANY
PO BOX 145620
CINCINNATI OH 45250-5620

PRESIDENT: *Leslie A. Auer*
TREASURER: *Leslie A. Auer*

⑆00014739⑆ ⑆104910795⑆ 2061 1699⑆

8/13/2019 \$55,375.00 14739

Nebraska ESU Coordinating Council
1292 East 4th Street
Answorth, NE 68210

Union Bank & Trust Company
Answorth Branch
228 East 4th St.
Answorth, Nebraska 68210

CHECK DATE: 08/07/19 CHECK NO.: 14740

AMOUNT: \$*****515.11*

BY THE SUM OF *****515* DOLLARS AND *11* CENTS

TO THE ORDER OF: BISHOP BUSINESS
4325 S. 94TH STREET
OMAHA NE 68127

PRESIDENT: *Leslie A. Auer*
TREASURER: *Leslie A. Auer*

⑆00014740⑆ ⑆104910795⑆ 2061 1699⑆

8/12/2019 \$515.11 14740

Nebraska ESU Coordinating Council
1292 East 4th Street
Answorth, NE 68210

Union Bank & Trust Company
Answorth Branch
228 East 4th St.
Answorth, Nebraska 68210

CHECK DATE: 08/07/19 CHECK NO.: 14741

AMOUNT: \$*****266.25*

BY THE SUM OF *****266* DOLLARS AND *25* CENTS

TO THE ORDER OF: RMC RESEARCH CORPORATION
1501 WILSON BLVD SUITE 400
ARLINGTON VA 22209

PRESIDENT: *Leslie A. Auer*
TREASURER: *Leslie A. Auer*

⑆00014741⑆ ⑆104910795⑆ 2061 1699⑆

8/13/2019 \$16,266.25 14741

Nebraska ESU Coordinating Council
1292 East 4th Street
Answorth, NE 68210

Union Bank & Trust Company
Answorth Branch
228 East 4th St.
Answorth, Nebraska 68210

CHECK DATE: 08/07/19 CHECK NO.: 14742

AMOUNT: \$*****330.99*

BY THE SUM OF *****330* DOLLARS AND *99* CENTS

TO THE ORDER OF: BLACKBOARD
PO BOX 200164
PITTSBURGH PA 15251-0164

PRESIDENT: *Leslie A. Auer*
TREASURER: *Leslie A. Auer*

⑆00014742⑆ ⑆104910795⑆ 2061 1699⑆

8/14/2019 \$3,330.99 14742

Nebraska ESU Coordinating Council
1292 East 4th Street
Answorth, NE 68210

Union Bank & Trust Company
Answorth Branch
228 East 4th St.
Answorth, Nebraska 68210

CHECK DATE: 08/07/19 CHECK NO.: 14743

AMOUNT: \$*****938.53*

BY THE SUM OF *****938* DOLLARS AND *53* CENTS

TO THE ORDER OF: ESU 3
6949 SOUTH 110TH STREET
OMAHA NE 68128-5722

PRESIDENT: *Leslie A. Auer*
TREASURER: *Leslie A. Auer*

⑆00014743⑆ ⑆104910795⑆ 2061 1699⑆

8/21/2019 \$2,938.53 14743

Nebraska ESU Coordinating Council
1292 East 4th Street
Answorth, NE 68210

Union Bank & Trust Company
Answorth Branch
228 East 4th St.
Answorth, Nebraska 68210

CHECK DATE: 08/07/19 CHECK NO.: 14744

AMOUNT: \$*****1,220.00*

BY THE SUM OF *****1220* DOLLARS AND *00* CENTS

TO THE ORDER OF: ESU 5
900 WEST COURT
BEATRICE NE 68310

PRESIDENT: *Leslie A. Auer*
TREASURER: *Leslie A. Auer*

⑆00014744⑆ ⑆104910795⑆ 2061 1699⑆

8/12/2019 \$1,220.00 14744

Nebraska ESU Coordinating Council
1292 East 4th Street
Answorth, NE 68210

Union Bank & Trust Company
Answorth Branch
228 East 4th St.
Answorth, Nebraska 68210

CHECK DATE: 08/07/19 CHECK NO.: 14745

AMOUNT: \$*****2,090.78*

BY THE SUM OF *****2090* DOLLARS AND *78* CENTS

TO THE ORDER OF: ESU 10
PO BOX 850
KENANEY NE 68848-0850

PRESIDENT: *Leslie A. Auer*
TREASURER: *Leslie A. Auer*

⑆00014745⑆ ⑆104910795⑆ 2061 1699⑆

8/13/2019 \$2,090.78 14745

Nebraska ESU Coordinating Council
1292 East 4th Street
Answorth, NE 68210

Union Bank & Trust Company
Answorth Branch
228 East 4th St.
Answorth, Nebraska 68210

CHECK DATE: 08/07/19 CHECK NO.: 14746

AMOUNT: \$*****1.84*

BY THE SUM OF *****1* DOLLARS AND *84* CENTS

TO THE ORDER OF: ESU 11
PO BOX 858
HOLBROOK NE 68949

PRESIDENT: *Leslie A. Auer*
TREASURER: *Leslie A. Auer*

⑆00014746⑆ ⑆104910795⑆ 2061 1699⑆

8/13/2019 \$1.84 14746



Nebraska ESU Coordinating Council
1292 East 4th Street
Ainsworth, NE 68210

Union Bank & Trust Company
Ainsworth Branch
228 East 4th St.
Ainsworth, Nebraska 68210

CHECK DATE: 08/07/19 CHECK NO.: 14747

AMOUNT: \$*****750.00*

BY THE SUM OF *****750* DOLLARS AND *NO* CENTS

TO THE ORDER OF: DAVID CITY PUBLIC SCHOOLS
750 D STREET
DAVID CITY NE 68632

PRESIDENT: *Leslie P. ...*
TREASURER: *Waldton A. ...*

#00014747# #104910795# 2061 1699#

8/13/2019 \$750.00 14747

Nebraska ESU Coordinating Council
1292 East 4th Street
Ainsworth, NE 68210

Union Bank & Trust Company
Ainsworth Branch
228 East 4th St.
Ainsworth, Nebraska 68210

CHECK DATE: 08/07/19 CHECK NO.: 14748

AMOUNT: \$*****523.50*

BY THE SUM OF *****523* DOLLARS AND *50* CENTS

TO THE ORDER OF: SOUTHEAST COMMUNITY COLLEGE
SCC BUSINESS OFFICE, ROOM V122
8800 O STREET
LINCOLN NE 68520

PRESIDENT: *Leslie P. ...*
TREASURER: *Waldton A. ...*

#00014748# #104910795# 2061 1699#

8/14/2019 \$523.50 14748

Nebraska ESU Coordinating Council
1292 East 4th Street
Ainsworth, NE 68210

Union Bank & Trust Company
Ainsworth Branch
228 East 4th St.
Ainsworth, Nebraska 68210

CHECK DATE: 08/07/19 CHECK NO.: 14749

AMOUNT: \$*****470.00*

BY THE SUM OF *****470* DOLLARS AND *00* CENTS

TO THE ORDER OF: COMFORT INN SUITES
331 NORTH COTNER
LINCOLN NE 68505

PRESIDENT: *Leslie P. ...*
TREASURER: *Waldton A. ...*

#00014749# #104910795# 2061 1699#

8/14/2019 \$470.00 14749

Nebraska ESU Coordinating Council
1292 East 4th Street
Ainsworth, NE 68210

Union Bank & Trust Company
Ainsworth Branch
228 East 4th St.
Ainsworth, Nebraska 68210

CHECK DATE: 08/07/19 CHECK NO.: 14751

AMOUNT: \$*****139.30*

BY THE SUM OF *****139* DOLLARS AND *30* CENTS

TO THE ORDER OF: DEN HEALICKS
13906 WOODMORSE AVE
OMAHA NE 68144

PRESIDENT: *Leslie P. ...*
TREASURER: *Waldton A. ...*

#00014751# #104910795# 2061 1699#

8/13/2019 \$139.30 14751

Nebraska ESU Coordinating Council
1292 East 4th Street
Ainsworth, NE 68210

Union Bank & Trust Company
Ainsworth Branch
228 East 4th St.
Ainsworth, Nebraska 68210

CHECK DATE: 08/07/19 CHECK NO.: 14752

AMOUNT: \$*****237.22*

BY THE SUM OF *****237* DOLLARS AND *22* CENTS

TO THE ORDER OF: PRISCILLA QUIFFANA
PO BOX 16
LONG PINE NE 69217

PRESIDENT: *Leslie P. ...*
TREASURER: *Waldton A. ...*

#00014752# #104910795# 2061 1699#

8/8/2019 \$237.22 14752

Nebraska ESU Coordinating Council
1292 East 4th Street
Ainsworth, NE 68210

Union Bank & Trust Company
Ainsworth Branch
228 East 4th St.
Ainsworth, Nebraska 68210

CHECK DATE: 08/07/19 CHECK NO.: 14753

AMOUNT: \$*****133.40*

BY THE SUM OF *****133* DOLLARS AND *40* CENTS

TO THE ORDER OF: RHODA EIS
321 BELLWOOD DRIVE
BEATRICE NE 68320

PRESIDENT: *Leslie P. ...*
TREASURER: *Waldton A. ...*

#00014753# #104910795# 2061 1699#

8/15/2019 \$133.40 14753

Nebraska ESU Coordinating Council
1292 East 4th Street
Ainsworth, NE 68210

Union Bank & Trust Company
Ainsworth Branch
228 East 4th St.
Ainsworth, Nebraska 68210

CHECK DATE: 08/07/19 CHECK NO.: 14754

AMOUNT: \$*****867.72*

BY THE SUM OF *****867* DOLLARS AND *72* CENTS

TO THE ORDER OF: BETH KARES
PO BOX 172
CRESTON NE 68633

PRESIDENT: *Leslie P. ...*
TREASURER: *Waldton A. ...*

#00014754# #104910795# 2061 1699#

8/13/2019 \$867.72 14754

Nebraska ESU Coordinating Council
1292 East 4th Street
Ainsworth, NE 68210

Union Bank & Trust Company
Ainsworth Branch
228 East 4th St.
Ainsworth, Nebraska 68210

CHECK DATE: 08/07/19 CHECK NO.: 14755

AMOUNT: \$*****4,800.00*

BY THE SUM OF *****4800* DOLLARS AND *NO* CENTS

TO THE ORDER OF: MARKSOFIT LLC
2272 DOME PLACE
FREMONT CA 94539

PRESIDENT: *Leslie P. ...*
TREASURER: *Waldton A. ...*

#00014755# #104910795# 2061 1699#

8/12/2019 \$4,800.00 14755

Nebraska ESU Coordinating Council
1292 East 4th Street
Ainsworth, NE 68210

Union Bank & Trust Company
Ainsworth Branch
228 East 4th St.
Ainsworth, Nebraska 68210

CHECK DATE: 08/07/19 CHECK NO.: 14756

AMOUNT: \$*****9,952.15*

BY THE SUM OF *****952* DOLLARS AND *15* CENTS

TO THE ORDER OF: FORWARD FORCE LLC
TUDOR TAYLOR
12117 HIGHLAND MAY
BRANDENBURG FL 34422

PRESIDENT: *Leslie P. ...*
TREASURER: *Waldton A. ...*

#00014756# #104910795# 2061 1699#

8/26/2019 \$9,952.15 14756

Nebraska ESU Coordinating Council
1292 East 4th Street
Ainsworth, NE 68210

Union Bank & Trust Company
Ainsworth Branch
228 East 4th St.
Ainsworth, Nebraska 68210

CHECK DATE: 08/07/19 CHECK NO.: 14757

AMOUNT: \$*****200.00*

BY THE SUM OF *****200* DOLLARS AND *NO* CENTS

TO THE ORDER OF: PATRICIA JEFFERS
1500 JACKSON
STEVEY NE 69162

PRESIDENT: *Leslie P. ...*
TREASURER: *Waldton A. ...*

#00014757# #104910795# 2061 1699#

8/13/2019 \$200.00 14757

Nebraska ESU Coordinating Council
1292 East 4th Street
Ainsworth, NE 68210

Union Bank & Trust Company
Ainsworth Branch
228 East 4th St.
Ainsworth, Nebraska 68210

CHECK DATE: 08/07/19 CHECK NO.: 14758

AMOUNT: \$*****414.22*

BY THE SUM OF *****414* DOLLARS AND *22* CENTS

TO THE ORDER OF: EAGLE TECHNOLOGIES
124 INDIANA AVENUE
SALIDA KS 67101

PRESIDENT: *Leslie P. ...*
TREASURER: *Waldton A. ...*

#00014758# #104910795# 2061 1699#

8/13/2019 \$414.22 14758

Nebraska ESU Coordinating Council
1292 East 4th Street
Ainsworth, NE 68210

Union Bank & Trust Company
Ainsworth Branch
228 East 4th St.
Ainsworth, Nebraska 68210

CHECK DATE: 08/07/19 CHECK NO.: 14759

AMOUNT: \$*****55.00*

BY THE SUM OF *****55* DOLLARS AND *NO* CENTS

TO THE ORDER OF: JOURNEYED.COM INC.
ACCOUNTS RECEIVABLE
PO BOX 732359
DALLAS TX 75273-2357

PRESIDENT: *Leslie P. ...*
TREASURER: *Waldton A. ...*

#00014759# #104910795# 2061 1699# #000005500#

8/14/2019 \$55.00 14759



Nebraska ESU Coordinating Council
1292 East 4th Street
Ainsworth, NE 68210

Union Bank & Trust Company
Ainsworth Branch
238 East 4th St.
Ainsworth, Nebraska 68210

CHECK DATE: 08/07/19 CHECK NO: 14760

AMOUNT: \$223,156.97

BY THE SUM OF *****231,56* DOLLARS AND *97* CENTS

TO THE ORDER OF: JOHNSHEED.COM INC.
ACCOUNTS RECEIVABLE
PO BOX 732357
DALLAS TX 75273-2357

PRESIDENT: *Walden Acker*

TREASURER: *Walden Acker*

00014760 ⑆104910795⑆ 2061 1699⑆ ⑆0002315697⑆

8/14/2019 \$223,156.97 14760

Nebraska ESU Coordinating Council
1292 East 4th Street
Ainsworth, NE 68210

Union Bank & Trust Company
Ainsworth Branch
238 East 4th St.
Ainsworth, Nebraska 68210

CHECK DATE: 08/07/19 CHECK NO: 14761

AMOUNT: \$38.21

BY THE SUM OF *****38* DOLLARS AND *21* CENTS

TO THE ORDER OF: INNOVATIVE OFFICE SOLUTIONS
PO BOX 84040
STOCK FALLS SD 57118-4040

PRESIDENT: *Walden Acker*

TREASURER: *Walden Acker*

00014761 ⑆104910795⑆ 2061 1699⑆ ⑆00003821⑆

8/15/2019 \$38.21 14761

Nebraska ESU Coordinating Council
1292 East 4th Street
Ainsworth, NE 68210

Union Bank & Trust Company
Ainsworth Branch
238 East 4th St.
Ainsworth, Nebraska 68210

CHECK DATE: 08/07/19 CHECK NO: 14762

AMOUNT: \$162,354.39

BY THE SUM OF *****162,354* DOLLARS AND *39* CENTS

TO THE ORDER OF: SECURITY
5600 77 CENTER DRIVE, SUITE 350
CHARLOTTE NC 28217

PRESIDENT: *Walden Acker*

TREASURER: *Walden Acker*

00014762 ⑆104910795⑆ 2061 1699⑆ ⑆00016235439⑆

8/19/2019 \$162,354.39 14762

Nebraska ESU Coordinating Council
1292 East 4th Street
Ainsworth, NE 68210

Union Bank & Trust Company
Ainsworth Branch
238 East 4th St.
Ainsworth, Nebraska 68210

CHECK DATE: 08/07/19 CHECK NO: 14763

AMOUNT: \$636.46

BY THE SUM OF *****636* DOLLARS AND *46* CENTS

TO THE ORDER OF: LMI ITS COMMUNICATION CENTER
211 MH
LENCOLH
LENCOLH NE 68588-0512

PRESIDENT: *Walden Acker*

TREASURER: *Walden Acker*

00014763 ⑆104910795⑆ 2061 1699⑆ ⑆000063646⑆

8/13/2019 \$636.46 14763

Nebraska ESU Coordinating Council
1292 East 4th Street
Ainsworth, NE 68210

Union Bank & Trust Company
Ainsworth Branch
238 East 4th St.
Ainsworth, Nebraska 68210

CHECK DATE: 08/07/19 CHECK NO: 14764

AMOUNT: \$191.98

BY THE SUM OF *****191* DOLLARS AND *98* CENTS

TO THE ORDER OF: CRAIG PETERSON
312 KEOFFLE ST
BERTRAND NE 68927

PRESIDENT: *Walden Acker*

TREASURER: *Walden Acker*

00014764 ⑆104910795⑆ 2061 1699⑆ ⑆000019198⑆

8/13/2019 \$191.98 14764

Nebraska ESU Coordinating Council
1292 East 4th Street
Ainsworth, NE 68210

Union Bank & Trust Company
Ainsworth Branch
238 East 4th St.
Ainsworth, Nebraska 68210

CHECK DATE: 08/28/19 CHECK NO: 14776

AMOUNT: \$341.89

BY THE SUM OF *****341* DOLLARS AND *89* CENTS

TO THE ORDER OF: TRISCILLA QUINTANA
PO BOX 16
LONG PINE NE 69217

PRESIDENT: *Walden Acker*

TREASURER: *Walden Acker*

00014776 ⑆104910795⑆ 2061 1699⑆ ⑆000034189⑆

8/28/2019 \$341.89 14776





Nebraska Public Agency Investment Trust

Account Statement

August 1, 2019 to August 31, 2019

08/30/2019 10:10

NEBRASKA ESU COORDINATING COUNCIL
1292 E 4TH ST
AINSWORTH, NE 69210-1225

NPAIT
PO BOX 82529
Lincoln, NE 68501
Toll Free: (800) 640-8817
Local: (402) 323-1615

Account Number: XXXXX5-001

Fund Summary

	<u>PRICE PER SHARE</u>	<u>SHARES OWNED</u>	<u>MARKET VALUE</u>
Nebraska Public Agency Investment Trust XXXXX5-001	\$1.00	1,084,791.76	\$1,084,791.76

Transaction Summary

Nebraska Public Agency Investment Trust
XXXXX5-001

<u>TRADE DATE</u>	<u>SETTLEMENT DATE</u>	<u>TRANSACTION DESCRIPTION</u>	<u>SHARES</u>	<u>AMOUNT</u>
8/1/2019		Beginning Shares Balance	1,294,966.24	\$1,294,966.24
8/2/2019	8/2/2019	Purchase	2,000.00	\$2,000.00
8/5/2019	8/5/2019	Purchase	1,000.00	\$1,000.00
8/6/2019	8/6/2019	Redemption	(1,000.00)	(\$1,000.00)
8/9/2019	8/9/2019	Redemption	(98,000.00)	(\$98,000.00)
8/12/2019	8/12/2019	Purchase	1,000.00	\$1,000.00
8/13/2019	8/13/2019	Redemption	(7,000.00)	(\$7,000.00)
8/14/2019	8/14/2019	Redemption	(27,000.00)	(\$27,000.00)
8/15/2019	8/15/2019	Redemption	(28,000.00)	(\$28,000.00)
8/16/2019	8/16/2019	Purchase	1,000.00	\$1,000.00
8/19/2019	8/19/2019	Purchase	73,000.00	\$73,000.00
8/20/2019	8/20/2019	Redemption	(163,000.00)	(\$163,000.00)
8/21/2019	8/21/2019	Purchase	29,000.00	\$29,000.00
8/22/2019	8/22/2019	Purchase	1,000.00	\$1,000.00
8/23/2019	8/23/2019	Purchase	2,000.00	\$2,000.00
8/27/2019	8/27/2019	Purchase	6,000.00	\$6,000.00
8/28/2019	8/28/2019	Purchase	1,000.00	\$1,000.00
8/29/2019	8/29/2019	Redemption	(1,000.00)	(\$1,000.00)
8/30/2019	8/30/2019	Interest	1,825.52	\$1,825.52
8/30/2019	8/30/2019	Redemption	(4,000.00)	(\$4,000.00)
Total :			1,084,791.76	\$1,084,791.76

Nebraska Public Agency Investment Trust
Account Statement

August 1, 2019 to August 31, 2019

NEBRASKA ESU COORDINATING COUNCIL
1292 E 4TH ST
AINSWORTH, NE 69210-1225

NPAIT
PO BOX 82529
LINCOLN, NE 68501
TOLL FREE: (800) 640-8817
LOCAL: (402) 323-1615

Account Number: XXXXX5-001

Rate Summary


Nebraska Public Agency Investment Trust

XXXXX5-001

<u>DATE</u>		<u>SHARES</u>
8/1/2019	1.849%	1,294,966.2400
8/2/2019	1.811%	1,296,966.2400
8/3/2019	1.811%	1,296,966.2400
8/4/2019	1.811%	1,296,966.2400
8/5/2019	1.784%	1,297,966.2400
8/6/2019	1.762%	1,296,966.2400
8/7/2019	1.759%	1,296,966.2400
8/8/2019	1.751%	1,296,966.2400
8/9/2019	1.768%	1,198,966.2400
8/10/2019	1.768%	1,198,966.2400
8/11/2019	1.768%	1,198,966.2400
8/12/2019	1.771%	1,199,966.2400
8/13/2019	1.775%	1,192,966.2400
8/14/2019	1.766%	1,165,966.2400
8/15/2019	1.777%	1,137,966.2400
8/16/2019	1.749%	1,138,966.2400
8/17/2019	1.749%	1,138,966.2400
8/18/2019	1.749%	1,138,966.2400
8/19/2019	1.729%	1,211,966.2400
8/20/2019	1.736%	1,048,966.2400
8/21/2019	1.736%	1,077,966.2400
8/22/2019	1.731%	1,078,966.2400
8/23/2019	1.735%	1,080,966.2400
8/24/2019	1.735%	1,080,966.2400
8/25/2019	1.735%	1,080,966.2400
8/26/2019	1.748%	1,080,966.2400
8/27/2019	1.725%	1,086,966.2400
8/28/2019	1.726%	1,087,966.2400
8/29/2019	1.719%	1,086,966.2400
8/30/2019	1.520%	1,084,791.7600
8/31/2019	1.520%	1,084,791.7600

Weighted Monthly Average

1.747%



August 2019 Bank Reconciliation:

Beginning Bank Balance: \$1,347,284.18

Cleared Deposits/Cash Receipts: \$ 135,424.01

Deposits \$ 22,964.23

Journal Entries \$ 112,459.78

Interest Earned: \$ 1,825.52

Cleared Checks/Payments: \$ 348,861.49

Payments Cleared \$ 348,861.49

Ending Bank Balance: \$1,135,672.22

Reconciliation Completed By:  9/11/19

Reconciliation Reviewed By: _____



Purge Save Reconcile Report Search



Date: 09/11/2019 Period: 1/20

Bank Statement Information

Bank Account * UNION BANK AND TRUST
 Statement Begin Date * 08/01/2019 Beginning Balance * 1,347,284.18
 Statement End Date * 08/31/2019 Ending Balance * 1,135,672.22

Interest/Fees

Date * 08/31/2019 Complete
 Period * 12 Interest Earned * 1,825.52
 Year * 2019 Fees Charged * 0.00

Deposits **Payments** Journal Entries Adjustments Voids

Payments

Clear	Check Type	Check Date	Check Num...	Name	Amount	Cleared Date
<input type="checkbox"/>	Manual	08/28/2019	14778	WADE FRUHLING	351.48	
<input type="checkbox"/>	Manual	08/28/2019	14779	INNOVATIVE OFFICE SOLUTIONS	23.92	
<input type="checkbox"/>	Manual	08/28/2019	14780	SECURLY	3,540.25	
<input type="checkbox"/>	Manual	08/28/2019	EFT00118	CINCINNATI INSURANCE COMPANY	12.00	
<input checked="" type="checkbox"/>	Manual	08/28/2019	EFT00119	UNION BANK & TRUST COMPANY	4,062.23	
<input type="checkbox"/>	Manual	08/29/2019	14781	KSB SCHOOL LAW	2,858.50	

Transaction Totals

Deposits 132,507.91
 Payments 475,689.67
 Journal Entries 122,458.10
 Book Balance 1,128,386.04
 Bank Ending Balance 1,135,672.22 ✓

Cleared Amounts

Bank Beginning Balance 1,347,284.18 ✓
 Deposits 22,964.23 -
 Payments 348,861.49 -
 Journal Entries 112,459.78 -
 Adjustments Debits 0.00
 Adjustments Credits 0.00
 Interest Earned 1,825.52 -
 Fees Charged 0.00
 Reconciled Ending Balance 1,135,672.22 ✓

Uncleared Amounts

Deposits 109,543.68
 Payments 126,828.18
 Journal Entries 9,998.32
 Difference 0.00 ✓

EFINANCE - POWERSCHOOL
DATE: 09/11/2019
TIME: 11:04:56

ESU COORDINATING COUNCIL
BANK ACCOUNT RECONCILIATION REPORT
DEPOSITS LIST

PAGE NUMBER: 1
BNKACCTRCN
BANK ACCOUNT: UNION BANK AND TRUST

BANK ACCOUNT: UNION BANK AND TRUST

STATEMENT BEGIN DATE: 08/01/2019
STATEMENT END DATE: 08/31/2019

BEGINNING BALANCE: 1,347,284.18 INTEREST EARNED: 1,825.52
ENDING BALANCE: 1,135,672.22 FEES CHARGED: 0.00

CLEARED	DATE	RECEIPT	AMOUNT	DESCRIPTION	CONTROL NUMBER
DEPOSIT: BLANK		07/20/2015			
N	08/25/2015		232.60	COOP SYSCO ADMIN FEES	072015PQ
N	08/25/2015		232.60	COOP SYSCO ADMIN FEES	072015PQ
N	08/25/2015		886.59	COOP SYSCO ADMIN FEES	072415PQ
N	08/25/2015		886.59	COOP SYSCO ADMIN FEES	072415PQ
N	08/16/2016		180.61	COOP	071916PQ
N	08/16/2016		180.61	COOP	071916PQ
N	10/03/2016		8,846.97	COOP SYSCO ADMIN FEE	091316PQ
N	10/03/2016		8,846.97	COOP SYSCO ADMIN FEE	091316PQ
N	10/03/2016		31.58	COOP SYSCO ADMIN FEE	091616PQ
N	10/03/2016		31.58	COOP SYSCO ADMIN FEE	091616PQ
N	05/04/2017		355.87	COOP SYSCO ADMIN FEE	041817PQ
N	05/04/2017		355.87	COOP SYSCO ADMIN FEE	041817PQ
N	05/04/2017		12,217.50	COOP SYSCO ADMIN FEE	042117PQ
N	05/04/2017		12,217.50	COOP SYSCO ADMIN FEE	042117PQ
N	10/04/2018		177.20	COOP SYSCO ADMIN FEE	100418PQ
N	10/04/2018		1,362.44	COOP VOSS LIGHTING ADMIN	100418PQ
N	10/04/2018		177.20	COOP SYSCO ADMIN FEE	100418PQ
N	10/04/2018		1,362.44	COOP VOSS LIGHTING ADMIN	100418PQ
N	10/11/2018		2,043.18	COOP INTERLINE ADMIN FEE	101118PQ
N	10/11/2018		2,043.18	COOP INTERLINE ADMIN FEE	101118PQ
N	10/12/2018		1,555.17	COOP SYSCO ADMIN FEE	100918PQ
N	10/12/2018		1,555.17	COOP SYSCO ADMIN FEE	100918PQ
N	10/16/2018		46.88	COOP INSIGHT ADMIN FEE	101518PQ
N	10/16/2018		51.66	COOP MIDWEST SHOP ADM FEE	101518PQ
N	10/16/2018		608.51	COOP NATIONAL BUS FURNITU	101518PQ
N	10/16/2018		46.88	COOP INSIGHT ADMIN FEE	101518PQ
N	10/16/2018		51.66	COOP MIDWEST SHOP ADM FEE	101518PQ
N	10/16/2018		608.51	COOP NATIONAL BUS FURNITU	101518PQ
N	10/23/2018		1.85	COOP ETA HAND2MIND ADM FE	102218PQ
N	10/23/2018		100.32	COOP MACKIN ADMIN FEE	102218PQ
N	10/23/2018		5.50	COOP PARTAC ADMIN FEE	102218PQ
N	10/23/2018		20.00	CRISIS TRAINING, J PALMER	102218PQ
N	10/23/2018		1.85	COOP ETA HAND2MIND ADM FE	102218PQ
N	10/23/2018		100.32	COOP MACKIN ADMIN FEE	102218PQ
N	10/23/2018		5.50	COOP PARTAC ADMIN FEE	102218PQ
N	10/23/2018		20.00	CRISIS TRAINING, J PALMER	102218PQ
N	10/24/2018		6,951.75	COOP SCHOOL SPECIALTY	102418PQ
N	10/24/2018		6,951.75	COOP SCHOOL SPECIALTY	102418PQ
N	10/31/2018		13,996.49	COOP SYSCO ADMIN FEE	102318PQ
N	10/31/2018		13,996.49	COOP SYSCO ADMIN FEE	102318PQ
N	10/31/2018		1,742.18	COOP DUDE SOLUTIONS ADM F	102618PQ
N	10/31/2018		1,742.18	COOP DUDE SOLUTIONS ADM F	102618PQ
N	10/31/2018		70.00	COOP SCHOOLOGY ADMIN FEE	102918PQ
N	10/31/2018		70.00	COOP SCHOOLOGY ADMIN FEE	102918PQ
N	06/27/2019		3,286.99	COOP JOURNEY ED ADM FEE	051019PQ
N	06/27/2019		3,286.99	COOP JOURNEY ED ADM FEE	051019PQ
Y	08/21/2019		3,009.38	COOP QUILL ADMIN FEE	080719PQ
Y	08/21/2019		2,172.40	COOP SCHOOLOGY ADMIN FEE	080719PQ
Y	08/21/2019		13.47	COOP SYSCO ADMIN FEE	081219PQ
Y	08/21/2019		607.91	COOP SYSCO ADMIN FEE	081319PQ
Y	08/21/2019		7,190.87	COOP CDWG ADMIN FEE	081519PQ

EFINANCE - POWERSCHOOL
DATE: 09/11/2019
TIME: 11:04:56

ESU COORDINATING COUNCIL
BANK ACCOUNT RECONCILIATION REPORT
DEPOSITS LIST

PAGE NUMBER: 2
BNKACTRCN
BANK ACCOUNT: UNION BANK AND TRUST

BANK ACCOUNT: UNION BANK AND TRUST

STATEMENT BEGIN DATE: 08/01/2019
STATEMENT END DATE: 08/31/2019

BEGINNING BALANCE: 1,347,284.18 INTEREST EARNED: 1,825.52
ENDING BALANCE: 1,135,672.22 FEES CHARGED: 0.00

CLEARED	DATE	RECEIPT	AMOUNT	DESCRIPTION	CONTROL NUMBER
Y	08/21/2019		47.34	COOP HAND2MIND ADMIN FEE	081519PQ
Y	08/21/2019		6,340.43	COOP JOURNEY ED ADMIN FEE	081519PQ
Y	08/22/2019		758.50	COOP SECURLY - RIVERSIDE	081919PQ
Y	08/22/2019		2,823.93	COOP INTERNLINE ADMIN FEE	082019PQ
DEPOSIT: BLANK	08/20/2019		132,507.91		
TOTAL DEPOSITS			132,507.91		
TOTAL CLEARED DEPOSITS			22,964.23		
TOTAL UNCLEARED DEPOSITS			109,543.68		

EFINANCE - POWERSCHOOL
 DATE: 09/11/2019
 TIME: 11:04:56

ESU COORDINATING COUNCIL
 BANK ACCOUNT RECONCILIATION REPORT
 JOURNAL ENTRIES LIST

PAGE NUMBER: 5
 BNKACCTRCN
 BANK ACCOUNT: UNION BANK AND TRUST

BANK ACCOUNT: UNION BANK AND TRUST

STATEMENT BEGIN DATE: 08/01/2019
 STATEMENT END DATE: 08/31/2019

BEGINNING BALANCE: 1,347,284.18
 ENDING BALANCE: 1,135,672.22
 INTEREST EARNED: 1,825.52
 FEES CHARGED: 0.00

CLEARED	DATE	JE NUMBER	AMOUNT	DESCRIPTION	CONTROL NO	JE DESCRIPTION
N	08/25/2015	BANKREC	11.17	RECONCILIATION INTEREST	20150731	
N	04/30/2016	BANKREC	92.84	RECONCILIATION INTEREST	20160430	
N	08/16/2016	BANKREC	156.42	RECONCILIATION INTEREST	20160731	
N	09/02/2016	BANKREC	122.29	RECONCILIATION INTEREST	20160831	
N	10/03/2016	BANKREC	145.94	RECONCILIATION INTEREST	20160930	
N	12/02/2016	BANKREC	189.30	RECONCILIATION INTEREST	20161130	
N	05/04/2017	BANKREC	344.59	RECONCILIATION INTEREST	20170430	
N	10/31/2018	BANKREC	2,301.12	RECONCILIATION INTEREST	20181031	
N	03/12/2019	BANKREC	2,420.30	RECONCILIATION INTEREST	20190228	
N	06/27/2019	BANKREC	2,004.74	RECONCILIATION INTEREST	20190531	
Y	08/21/2019	122	1,269.25	RECEIVABLE-RC- 080119PQ	080119PQ	
Y	08/21/2019	123	300.00	RECEIVABLE-RC- 080719PQ	080719PQ	
Y	08/21/2019	124	1,056.75	RECEIVABLE-RC- 080819PQ	080819PQ	
Y	08/21/2019	125	60,226.48	RECEIVABLE-RC- 081519PQ	081519PQ	
Y	08/21/2019	126	43.75	RECEIVABLE-RC- 081519PQ	081519PQ	
Y	08/22/2019	127	24,786.58	RECEIVABLE-RC- 081919PQ	081919PQ	
Y	08/22/2019	128	3,823.31	RECEIVABLE-RC- 081919PQ	081919PQ	
Y	08/22/2019	129	873.31	RECEIVABLE-RC- 082019PQ	082019PQ	
Y	08/22/2019	130	2,034.51	RECEIVABLE-RC- 082119PQ	082119PQ	
Y	08/23/2019	131	15,512.53	RECEIVABLE-RC- 082319PQ	082319PQ	
Y	08/23/2019	132	873.31	RECEIVABLE-RC- 082319PQ	082319PQ	
Y	08/26/2019	135	1,575.00	RECEIVABLE-RC- 082619PQ	082619PQ	
N	08/26/2019	BANKREC	2,209.61	RECONCILIATION INTEREST	20190731	
Y	08/29/2019	136	85.00	RECEIVABLE-RC- 082919PQ	082919PQ	

TOTAL JOURNAL ENTRIES 122,458.10
 TOTAL CLEARED JOURNAL ENTRIES 112,459.78
 TOTAL UNCLEARED JOURNAL ENTRIES 9,998.32

ESU COORDINATING COUNCIL
 BANK ACCOUNT RECONCILIATION REPORT
 BNKACCTRCN
 BANK ACCOUNT: UNION BANK AND TRUST
 PAGE NUMBER: 3

BANK ACCOUNT: UNION BANK AND TRUST
 STATEMENT BEGIN DATE: 08/01/2019
 STATEMENT END DATE: 08/31/2019
 ENDING BALANCE:

1,347,284.18
 1,135,672.22
 INTEREST EARNED:
 FEES CHARGED:
 1,825.52
 0.00

CHECKED	CHECK DATE	CHECK NUMBER	AMOUNT	CHECK TYPE	CLEAR DATE	VENDOR	VENDOR NAME
Y	05/08/2019	14618	90.00	MANUAL	08/31/2019	1389	NIORARA LODGE
N	07/10/2019	14666	2,145.93	MANUAL		1057	ESU 3
N	07/10/2019	14675	94.00	MANUAL		1462	HOLIDAY INN EXPRESS - CHADRON
Y	07/10/2019	14679	56.13	MANUAL	08/31/2019	1087	RHONDA EIS
Y	07/10/2019	14694	500.00	MANUAL	08/31/2019	1464	AARON D. DELHAY
Y	07/10/2019	14697	500.00	MANUAL	08/31/2019	1466	ANDREW DANIEL EASTON
N	07/10/2019	14703	300.00	MANUAL		1472	CRYSTAL BAUERMEISTER
Y	08/07/2019	14737	103,063.89	MANUAL	08/31/2019	1064	ESU 17
Y	08/07/2019	14738	1,115.11	MANUAL	08/31/2019	1049	TOTALFUNDS
Y	08/07/2019	14739	5,375.00	MANUAL	08/31/2019	1043	THE CINCINNATI INSURANCE COMPANY
Y	08/07/2019	14740	515.11	MANUAL	08/31/2019	1050	BISHOP BUSINESS
Y	08/07/2019	14741	16,266.25	MANUAL	08/31/2019	1054	RMC RESEARCH CORPORATION
Y	08/07/2019	14742	3,330.99	MANUAL	08/31/2019	1006	BLACKBOARD
Y	08/07/2019	14743	2,938.53	MANUAL	08/31/2019	1057	ESU 3
Y	08/07/2019	14744	1,220.00	MANUAL	08/31/2019	1150	ESU 5
Y	08/07/2019	14745	2,090.78	MANUAL	08/31/2019	1067	ESU 10
Y	08/07/2019	14746	1.84	MANUAL	08/31/2019	1108	ESU 11
Y	08/07/2019	14747	750.00	MANUAL	08/31/2019	1333	DAVID CITY PUBLIC SCHOOLS
Y	08/07/2019	14748	523.50	MANUAL	08/31/2019	1501	SOUTHEAST COMMUNITY COLLEGE
Y	08/07/2019	14749	470.00	MANUAL	08/31/2019	1387	COMFORT INN SITES
N	08/07/2019	14750	188.00	MANUAL	08/31/2019	1403	HAMPTON INN SIDNEY
Y	08/07/2019	14751	139.30	MANUAL	08/31/2019	1061	DEB HERICKS
Y	08/07/2019	14752	237.22	MANUAL	08/31/2019	1076	PRISCILLA QUINTANA
Y	08/07/2019	14753	133.40	MANUAL	08/31/2019	1087	RHONDA EIS
Y	08/07/2019	14754	867.72	MANUAL	08/31/2019	1314	BETH KABES
Y	08/07/2019	14755	4,800.00	MANUAL	08/31/2019	1444	MARKESORT LLC
Y	08/07/2019	14756	9,952.15	MANUAL	08/31/2019	1441	FORWARD FORCE LLC
Y	08/07/2019	14757	200.00	MANUAL	08/31/2019	1443	PATRICIA JEFFERS
Y	08/07/2019	14758	414.22	MANUAL	08/31/2019	1460	EAGLE TECHNOLOGIES
Y	08/07/2019	14759	55.00	MANUAL	08/31/2019	1397	JOURNEYED.COM INC.
Y	08/07/2019	14760	23,156.97	MANUAL	08/31/2019	1397	JOURNEYED.COM INC.
Y	08/07/2019	14761	38.21	MANUAL	08/31/2019	1131	INNOVATIVE OFFICE SOLUTIONS
Y	08/07/2019	14762	162,354.39	MANUAL	08/31/2019	1442	SECURLY
Y	08/07/2019	14763	636.46	MANUAL	08/31/2019	1431	UNL ITS COMMUNICATION CENTER
Y	08/07/2019	14764	191.98	MANUAL	08/31/2019	1101	CRAIG PETERSON
Y	08/07/2019	EFT00116	950.00	MANUAL	08/31/2019	1043	THE CINCINNATI INSURANCE COMPANY
Y	08/07/2019	EFT00117	1,523.22	MANUAL	08/31/2019	1039	UNION BANK & TRUST COMPANY
N	08/28/2019	14765	108,895.28	MANUAL		1064	ESU 17
N	08/28/2019	14766	25.00	MANUAL		1209	CINCINNATI INSURANCE COMPANY
N	08/28/2019	14767	56.12	MANUAL		1049	TOTALFUNDS
N	08/28/2019	14768	223.93	MANUAL		1196	MALFINANCE
N	08/28/2019	14769	179.80	MANUAL		1226	PUBLICATION PRINTING OF NEBRASKA
N	08/28/2019	14770	636.46	MANUAL		1431	UNL ITS COMMUNICATION CENTER
N	08/28/2019	14771	3,000.00	MANUAL		1502	NEBRASKA DEPARTMENT OF EDUCATION
N	08/28/2019	14772	1,824.62	MANUAL		1057	ESU 3
N	08/28/2019	14773	1,840.41	MANUAL		1428	QUALITY INN OGALLALA
N	08/28/2019	14774	504.78	MANUAL		1503	KRAIG LOFQUIST
N	08/28/2019	14775	69.07	MANUAL		1061	DEB HERICKS
Y	08/28/2019	14776	341.89	MANUAL	08/31/2019	1076	PRISCILLA QUINTANA
N	08/28/2019	14777	58.63	MANUAL		1087	RHONDA EIS
N	08/28/2019	14778	351.48	MANUAL		1111	WADE FRUHLING
N	08/28/2019	14779	23.92	MANUAL		1131	INNOVATIVE OFFICE SOLUTIONS
N	08/28/2019	14780	3,540.25	MANUAL		1442	SECURLY

EFINANCE - POWERSCHOOL
DATE: 09/11/2019
TIME: 11:04:56

ESU COORDINATING COUNCIL
BANK ACCOUNT RECONCILIATION REPORT
PAYMENTS LIST

PAGE NUMBER: 4
BNKACCTRCN
BANK ACCOUNT: UNION BANK AND TRUST

BANK ACCOUNT: UNION BANK AND TRUST

STATEMENT BEGIN DATE: 08/01/2019
STATEMENT END DATE: 08/31/2019

BEGINNING BALANCE: 1,347,284.18 INTEREST EARNED: 1,825.52
ENDING BALANCE: 1,135,672.22 FEES CHARGED: 0.00

CLEARED	CHECK DATE	CHECK NUMBER	AMOUNT	CHECK TYPE	CLEAR DATE	VENDOR	VENDOR NAME
N	08/28/2019	EFT00118	12.00	MANUAL		1209	CINCINNATI INSURANCE COMPANY
Y	08/28/2019	EFT00119	4,062.23	MANUAL	08/31/2019	1039	UNION BANK & TRUST COMPANY
N	08/29/2019	14781	2,858.50	MANUAL		1247	KSB SCHOOL LAW
TOTAL PAYMENTS			475,689.67				
TOTAL CLEARED PAYMENTS			348,861.49				
TOTAL UNCLEARED PAYMENTS			126,828.18				

EFINANCE - POWERSCHOOL
 DATE: 09/11/2019
 TIME: 13:49:39

ESU COORDINATING COUNCIL
 BUDGET CONTROL STATUS

PAGE NUMBER: 1
 BUDSTAT1

SELECTION CRITERIA: ALL
 ACCOUNTING PERIOD: 12/19

ACCOUNT	TITLE	BUDGET	PERIOD EXPENDITURES	ENCUMBRANCES OUTSTANDING	YEAR TO DATE ENC + EXP	AVAILABLE BALANCE	YTD/ BUD
ORG UNIT - 0110100000 - GENERAL ESUCC/ADM							
21000	SALARIES	.00	.00	.00	.00	.00	.00
21100	REGULAR SALARIES	135,973.00	14,762.21	.00	127,962.22	8,010.78	94.11
21200	SUB OR TEMP	.00	.00	.00	.00	.00	.00
22000	EMPLOYEE BENEFITS	.00	.00	.00	.00	.00	.00
22100	SOCIAL SECURITY	9,845.00	892.61	.00	7,000.97	2,844.03	71.11
22200	RETIREMENT	13,375.00	1,458.18	.00	12,639.90	735.10	94.50
22300	HEALTH INSURANCE	.00	.00	.00	.00	.00	.00
22305	FLEX SPEND	.00	.00	.00	.00	.00	.00
22400	WORK COMP	812.00	135.40	.00	812.40	- .40	100.05
22600	LIFE INSURANCE	.00	.00	.00	.00	.00	.00
22830	UNEMPLOYMENT INS	.00	.00	.00	.00	.00	.00
23000	PURCHASED SERVICES	.00	.00	.00	.00	.00	.00
23140	LOBBYIST FEES	28,700.00	.00	.00	27,900.00	800.00	97.21
23150	ACCOUNTING/AUDIT	13,330.00	.00	.00	7,620.67	5,709.33	57.17
23160	FISCAL MANAGEMENT FEE	2,500.00	412.00	.00	2,472.00	28.00	98.88
23170	LEGAL SERVICES	15,050.00	1,229.15	.00	17,023.11	-1,973.11	113.11
23180	CONTRACTED SERVICES	3,000.00	.00	.00	3,000.00	.00	100.00
23190	PROFESSIONAL DEVELOPMENT	.00	199.99	.00	199.99	-199.99	.00
23240	UTILITIES	.00	.00	.00	.00	.00	.00
23270	RENTAL/LEASES	4,815.00	803.73	.00	4,331.87	483.13	89.97
23280	INSURANCE/BONDS	9,999.00	6,362.00	.00	8,982.00	1,017.00	89.83
23500	ADVERTISING	1,000.00	.00	.00	578.54	421.46	57.85
23525	PRINTING	1,000.00	187.86	.00	883.17	116.83	88.32
23810	POSTAGE	500.00	76.77	.00	329.68	170.32	65.94
23820	PHONE	600.00	137.13	.00	548.49	51.51	91.42
23830	COMPUTER/INTERNET SERVICE	.00	.00	.00	.00	.00	.00
24000	SUPPLIES/MATERIALS	.00	.00	.00	.00	.00	.00
24100	SUPPLIES	400.00	257.65	.00	805.36	-405.36	201.34
24400	PERIODICALS	.00	.00	.00	.00	.00	.00
24625	REPAIRS	.00	.00	.00	.00	.00	.00
24650	COMPUTER SOFTWARE/LICENSE	133.00	10.00	.00	119.85	13.15	90.11
24675	LONG TERM PROJECTS	.00	.00	.00	.00	.00	.00
25000	CAPITAL OUTLAY	.00	.00	.00	.00	.00	.00
25300	FURNITURE AND EQUIPMENT	.00	.00	.00	.00	.00	.00
25600	COMPUTER HARDWARE	.00	454.98	.00	3,861.98	-3,861.98	.00
26000	OTHER EXPENSES	.00	.00	.00	.00	.00	.00
26300	DUES/FEES	14,679.00	.00	.00	15,080.00	-401.00	102.73
26700	TRAVEL EXPENSES/MILEAGE	20,500.00	944.88	.00	13,031.47	7,468.53	63.57
26800	CONFERENCE/CONVENTION/MTG	15,350.00	2,032.94	.00	10,021.29	5,328.71	65.29
26850	PROGRAM PURCHASES	.00	.00	.00	.00	.00	.00
26900	CONTINGENCY	.00	.00	.00	.00	.00	.00
27000	TRANSFERS	.00	.00	.00	.00	.00	.00
TOTAL	GENERAL ESUCC/ADM	291,561.00	30,357.48	.00	265,204.96	26,356.04	90.96

ORG UNIT - 0120100000 - GENERAL ADM GENERAL

21100	REGULAR SALARIES	.00	.00	.00	.00	.00	.00
-------	------------------	-----	-----	-----	-----	-----	-----

EFINANCE - POWERSCHOOL
 DATE: 09/11/2019
 TIME: 13:49:39

ESU COORDINATING COUNCIL
 BUDGET CONTROL STATUS

PAGE NUMBER: 2
 BUDSTAT1

SELECTION CRITERIA: ALL
 ACCOUNTING PERIOD: 12/19

ACCOUNT	TITLE	BUDGET	PERIOD EXPENDITURES	ENCUMBRANCES OUTSTANDING	YEAR TO DATE ENC + EXP	AVAILABLE BALANCE	YTD/BUD
22100	SOCIAL SECURITY	.00	.00	.00	.00	.00	.00
22200	RETIREMENT	.00	.00	.00	.00	.00	.00
22300	HEALTH INSURANCE	.00	.00	.00	.00	.00	.00
22305	FLEX SPEND	.00	.00	.00	.00	.00	.00
22400	WORK COMP	.00	.00	.00	.00	.00	.00
22600	LIFE INSURANCE	.00	.00	.00	.00	.00	.00
22830	UNEMPLOYMENT INS	.00	.00	.00	.00	.00	.00
23180	CONTRACTED SERVICES	.00	.00	.00	.00	.00	.00
23190	PROFESSIONAL DEVELOPMENT	.00	.00	.00	.00	.00	.00
23240	UTILITIES	.00	.00	.00	.00	.00	.00
23270	RENTAL/LEASES	.00	.00	.00	.00	.00	.00
23280	INSURANCE/BONDS	.00	.00	.00	.00	.00	.00
23500	ADVERTISING	.00	.00	.00	.00	.00	.00
23525	PRINTING	.00	.00	.00	.00	.00	.00
23810	POSTAGE	.00	.00	.00	.00	.00	.00
23820	PHONE	.00	.00	.00	.00	.00	.00
23830	COMPUTER/INTERNET SERVICE	.00	.00	.00	.00	.00	.00
24100	SUPPLIES	.00	.00	.00	.00	.00	.00
24400	PERIODICALS	.00	.00	.00	.00	.00	.00
24625	REPAIRS	.00	.00	.00	.00	.00	.00
24650	COMPUTER SOFTWARE/LICENSE	.00	.00	.00	.00	.00	.00
24675	LONG TERM PROJECTS	.00	.00	.00	.00	.00	.00
25300	FURNITURE AND EQUIPMENT	.00	.00	.00	.00	.00	.00
25600	COMPUTER HARDWARE	.00	.00	.00	.00	.00	.00
26300	DUES/FEES	.00	.00	.00	.00	.00	.00
26700	TRAVEL EXPENSES/MILEAGE	.00	.00	.00	.00	.00	.00
26800	CONFERENCE/CONVENTION/MTG	.00	.00	.00	.00	.00	.00
26900	CONTINGENCY	.00	.00	.00	.00	.00	.00
TOTAL	GENERAL ADM GENERAL	.00	.00	.00	.00	.00	.00

ORG UNIT - 0130300000 - COOP COOP GENERAL

21100	REGULAR SALARIES	226,976.00	37,014.94	.00	226,150.40	825.60	99.64
21200	SUB OR TEMP	.00	.00	.00	.00	.00	.00
22000	EMPLOYEE BENEFITS	.00	.00	.00	.00	.00	.00
22100	SOCIAL SECURITY	14,100.00	2,221.15	.00	13,496.47	603.53	95.72
22200	RETIREMENT	22,414.00	3,656.28	.00	22,338.77	75.23	99.66
22300	HEALTH INSURANCE	.00	.00	.00	.00	.00	.00
22305	FLEX SPEND	.00	.00	.00	.00	.00	.00
22400	WORK COMP	1,362.00	226.89	.00	1,361.39	.61	99.96
22600	LIFE INSURANCE	.00	.00	.00	.00	.00	.00
22830	UNEMPLOYMENT INS	.00	.00	.00	.00	.00	.00
23150	ACCOUNTING/AUDIT	13,330.00	.00	.00	7,620.67	5,709.33	57.17
23160	FISCAL MANAGEMENT FEE	.00	.00	.00	.00	.00	.00
23170	LEGAL SERVICES	15,050.00	1,229.15	.00	17,023.10	-1,973.10	113.11
23180	CONTRACTED SERVICES	6,700.00	.00	.00	.00	6,700.00	.00
23190	PROFESSIONAL DEVELOPMENT	.00	.00	.00	.00	.00	.00
23240	UTILITIES	.00	.00	.00	.00	.00	.00
23270	RENTAL/LEASES	13,492.00	2,249.27	.00	14,107.75	-615.75	104.56
23280	INSURANCE/BONDS	384.00	64.00	.00	384.00	.00	100.00
23500	ADVERTISING	1,000.00	.00	.00	.00	1,000.00	.00

EFINANCE - POWERSCHOOL
 DATE: 09/11/2019
 TIME: 13:49:39

ESU COORDINATING COUNCIL
 BUDGET CONTROL STATUS

PAGE NUMBER: 3
 BUDSTAT1

SELECTION CRITERIA: ALL
 ACCOUNTING PERIOD: 12/19

ACCOUNT	TITLE	BUDGET	PERIOD EXPENDITURES	ENCUMBRANCES OUTSTANDING	YEAR TO DATE ENC + EXP	AVAILABLE BALANCE	YTD/BUD
23525	PRINTING	400.00	35.00	.00	224.43	175.57	56.11
23810	POSTAGE	1,500.00	1,402.16	.00	1,289.42	210.58	85.96
23820	PHONE	1,008.00	168.00	.00	1,008.00	.00	100.00
23830	COMPUTER/INTERNET SERVICE	976.00	137.30	.00	1,086.86	-110.86	111.36
24100	SUPPLIES	1,200.00	31.28	.00	627.31	572.69	52.28
24400	PERIODICALS	.00	.00	.00	.00	.00	.00
24625	REPAIRS	.00	.00	.00	.00	.00	.00
24650	COMPUTER SOFTWARE/LICENSE	71,416.00	15.00	.00	75,373.17	-3,957.17	105.54
24675	LONG TERM PROJECTS	.00	.00	.00	.00	.00	.00
25300	FURNITURE AND EQUIPMENT	.00	.00	.00	.00	.00	.00
25600	COMPUTER HARDWARE	2,000.00	.00	.00	.00	2,000.00	.00
26300	DUES/FEES	3,210.00	.00	.00	2,644.75	565.25	82.39
26600	JUDGEMENTS/SETTLEMENTS	33,333.00	.00	.00	33,333.33	-.33	100.00
26700	TRAVEL EXPENSES/MILEAGE	9,122.00	722.93	.00	8,012.00	1,110.00	87.83
26800	CONFERENCE/CONVENTION/MTG	6,600.00	.00	.00	5,258.48	1,341.52	79.67
26850	PROGRAM PURCHASES	1,203,300.00	166,644.64	79.65	562,328.44	640,971.56	46.73
26900	CONTINGENCY	.00	.00	.00	.00	.00	.00
TOTAL	COOP COOP GENERAL	1,648,873.00	215,817.99	79.65	993,668.74	655,204.26	60.26

ORG UNIT - 0140400000 - SRS SRS GENERAL

21100	REGULAR SALARIES	319,457.00	52,012.65	.00	315,702.86	3,754.14	98.82
21200	SUB OR TEMP	.00	.00	.00	.00	.00	.00
22000	EMPLOYEE BENEFITS	.00	.00	.00	.00	.00	.00
22100	SOCIAL SECURITY	20,692.00	3,643.32	.00	21,603.07	-911.07	104.40
22200	RETIREMENT	31,549.00	4,608.24	.00	30,655.00	894.00	97.17
22300	HEALTH INSURANCE	.00	.00	.00	.00	.00	.00
22305	FLEX SPEND	.00	14.00	.00	84.00	-84.00	.00
22400	WORK COMP	1,916.00	318.08	.00	1,908.48	7.52	99.61
22600	LIFE INSURANCE	.00	.00	.00	.00	.00	.00
22830	UNEMPLOYMENT INS	.00	.00	.00	.00	.00	.00
23150	ACCOUNTING/AUDIT	2,170.00	.00	.00	1,240.58	929.42	57.17
23170	LEGAL SERVICES	2,450.00	200.10	.00	2,771.23	-321.23	113.11
23180	CONTRACTED SERVICES	41,709.00	.00	.00	15,355.10	26,353.90	36.81
23190	PROFESSIONAL DEVELOPMENT	.00	.00	.00	.00	.00	.00
23240	UTILITIES	.00	.00	.00	.00	.00	.00
23270	RENTAL/LEASES	5,299.00	1,951.21	.00	10,230.72	-4,931.72	193.07
23280	INSURANCE/BONDS	.00	.00	.00	.00	.00	.00
23500	ADVERTISING	.00	.00	.00	.00	.00	.00
23525	PRINTING	300.00	62.50	.00	222.31	77.69	74.10
23810	POSTAGE	50.00	2.50	.00	30.58	19.42	61.16
23820	PHONE	800.00	205.69	.00	795.46	4.54	99.43
23830	COMPUTER/INTERNET SERVICE	3,588.00	823.76	.00	7,169.62	-3,581.62	199.82
24100	SUPPLIES	500.00	89.90	.00	1,276.93	-776.93	255.39
24400	PERIODICALS	.00	.00	.00	.00	.00	.00
24625	REPAIRS	.00	.00	.00	.00	.00	.00
24650	COMPUTER SOFTWARE/LICENSE	1,370.00	75.30	5,332.79	10,855.74	-9,485.74	792.39
24675	LONG TERM PROJECTS	.00	.00	.00	.00	.00	.00
25300	FURNITURE AND EQUIPMENT	.00	.00	.00	.00	.00	.00
25600	COMPUTER HARDWARE	.00	.00	.00	.00	.00	.00
26300	DUES/FEES	.00	.00	.00	.00	.00	.00

EFINANCE - POWERSCHOOL
 DATE: 09/11/2019
 TIME: 13:49:39

ESU COORDINATING COUNCIL
 BUDGET CONTROL STATUS

PAGE NUMBER: 4
 BUDSTAT1

SELECTION CRITERIA: ALL
 ACCOUNTING PERIOD: 12/19

ACCOUNT	TITLE	BUDGET	PERIOD EXPENDITURES	ENCUMBRANCES OUTSTANDING	YEAR TO DATE ENC + EXP	AVAILABLE BALANCE	YTD/BUD
26700	TRAVEL EXPENSES/MILEAGE	5,000.00	351.48	.00	1,864.94	3,135.06	37.30
26800	CONFERENCE/CONVENTION/MTG	.00	.00	.00	.00	.00	.00
26850	PROGRAM PURCHASES	.00	.00	.00	1,552.00	-1,552.00	.00
26900	CONTINGENCY	.00	.00	.00	.00	.00	.00
TOTAL	SRS SRS GENERAL	436,850.00	64,358.73	5,332.79	423,318.62	13,531.38	96.90

ORG UNIT - 0150500000 - PROF DEV PD GENERAL

21100	REGULAR SALARIES	.00	.00	.00	.00	.00	.00
22000	EMPLOYEE BENEFITS	.00	.00	.00	.00	.00	.00
22100	SOCIAL SECURITY	.00	.00	.00	.00	.00	.00
22200	RETIREMENT	.00	.00	.00	.00	.00	.00
22300	HEALTH INSURANCE	.00	.00	.00	.00	.00	.00
22305	FLEX SPEND	.00	.00	.00	.00	.00	.00
22400	WORK COMP	.00	.00	.00	.00	.00	.00
23525	PRINTING	.00	.00	.00	.00	.00	.00
23810	POSTAGE	.00	.00	.00	.00	.00	.00
24100	SUPPLIES	.00	.00	.00	.00	.00	.00
26700	TRAVEL EXPENSES/MILEAGE	.00	.00	.00	.00	.00	.00
TOTAL	PROF DEV PD GENERAL	.00	.00	.00	.00	.00	.00

ORG UNIT - 0150500200 - PROF DEV PD ESU

23170	LEGAL SERVICES	1,000.00	.00	.00	.00	1,000.00	.00
23180	CONTRACTED SERVICES	4,000.00	.00	.00	1,500.00	2,500.00	37.50
23190	PROFESSIONAL DEVELOPMENT	.00	.00	.00	.00	.00	.00
23810	POSTAGE	250.00	1.00	.00	96.43	153.57	38.57
24100	SUPPLIES	500.00	265.11	.00	377.61	122.39	75.52
26700	TRAVEL EXPENSES/MILEAGE	1,000.00	.00	.00	603.17	396.83	60.32
26800	CONFERENCE/CONVENTION/MTG	12,500.00	420.84	.00	16,306.28	-3,806.28	130.45
TOTAL	PROF DEV PD ESU	19,250.00	686.95	.00	18,883.49	366.51	98.10

ORG UNIT - 0150500400 - PROF DEV PD FEDERAL

23180	CONTRACTED SERVICES	500,000.00	.00	.00	.00	500,000.00	.00
TOTAL	PROF DEV PD FEDERAL	500,000.00	.00	.00	.00	500,000.00	.00

ORG UNIT - 0150510200 - PROF DEV NOC ESU

23190	PROFESSIONAL DEVELOPMENT	41,000.00	.00	.00	5,630.00	35,370.00	13.73
24400	PERIODICALS	6,000.00	.00	.00	6,384.00	-384.00	106.40
26800	CONFERENCE/CONVENTION/MTG	3,050.00	.00	.00	1,445.54	1,604.46	47.39
TOTAL	PROF DEV NOC ESU	50,050.00	.00	.00	13,459.54	36,590.46	26.89

EFINANCE - POWERSCHOOL
 DATE: 09/11/2019
 TIME: 13:49:39

ESU COORDINATING COUNCIL
 BUDGET CONTROL STATUS

PAGE NUMBER: 5
 BUDSTAT1

SELECTION CRITERIA: ALL
 ACCOUNTING PERIOD: 12/19

ACCOUNT	TITLE	BUDGET	PERIOD EXPENDITURES	ENCUMBRANCES OUTSTANDING	YEAR TO DATE ENC + EXP	AVAILABLE BALANCE	YTD/ BUD
ORG UNIT - 0150520200 - PROF DEV SDA ESU							
23190	PROFESSIONAL DEVELOPMENT	16,730.00	.00	.00	1,038.00	15,692.00	6.20
26800	CONFERENCE/CONVENTION/MTG	12,600.00	.00	.00	20,237.92	-7,637.92	160.62
TOTAL	PROF DEV SDA ESU	29,330.00	.00	.00	21,275.92	8,054.08	72.54
ORG UNIT - 0150530200 - PROF DEV ESPD ESU							
23170	LEGAL SERVICES	.00	.00	.00	1,252.50	-1,252.50	.00
23190	PROFESSIONAL DEVELOPMENT	.00	.00	.00	.00	.00	.00
24100	SUPPLIES	.00	.00	.00	.00	.00	.00
26800	CONFERENCE/CONVENTION/MTG	1,000.00	.00	.00	604.73	395.27	60.47
TOTAL	PROF DEV ESPD ESU	1,000.00	.00	.00	1,857.23	-857.23	185.72
ORG UNIT - 0150540200 - PROF DEV TLT ESU							
23190	PROFESSIONAL DEVELOPMENT	9,750.00	.00	.00	7,808.70	1,941.30	80.09
26700	TRAVEL EXPENSES/MILEAGE	1,000.00	.00	.00	.00	1,000.00	.00
26800	CONFERENCE/CONVENTION/MTG	2,200.00	.00	.00	2,876.72	-676.72	130.76
TOTAL	PROF DEV TLT ESU	12,950.00	.00	.00	10,685.42	2,264.58	82.51
ORG UNIT - 0150550200 - PROF DEV NWEA ESU							
23180	CONTRACTED SERVICES	.00	.00	.00	.00	.00	.00
23190	PROFESSIONAL DEVELOPMENT	.00	.00	.00	.00	.00	.00
TOTAL	PROF DEV NWEA ESU	.00	.00	.00	.00	.00	.00
ORG UNIT - 0150555300 - PROJECT PARA							
21100	REGULAR SALARIES	.00	.00	.00	.00	.00	.00
23180	CONTRACTED SERVICES	.00	.00	.00	.00	.00	.00
23190	PROFESSIONAL DEVELOPMENT	200,000.00	.00	.00	.00	200,000.00	.00
23500	ADVERTISING	.00	.00	.00	.00	.00	.00
24100	SUPPLIES	.00	.00	.00	.00	.00	.00
26700	TRAVEL EXPENSES/MILEAGE	.00	.00	.00	.00	.00	.00
26800	CONFERENCE/CONVENTION/MTG	.00	.00	.00	.00	.00	.00
TOTAL	PROJECT PARA	200,000.00	.00	.00	.00	200,000.00	.00
ORG UNIT - 0150560000 - PROF DEV CRISIS GENERAL							
23180	CONTRACTED SERVICES	60,000.00	.00	.00	49,660.53	10,339.47	82.77
23190	PROFESSIONAL DEVELOPMENT	15,000.00	3,060.91	.00	16,734.05	-1,734.05	111.56

EFINANCE - POWERSCHOOL
 DATE: 09/11/2019
 TIME: 13:49:39

ESU COORDINATING COUNCIL
 BUDGET CONTROL STATUS

PAGE NUMBER: 6
 BUDSTAT1

SELECTION CRITERIA: ALL
 ACCOUNTING PERIOD: 12/19

ACCOUNT	TITLE	BUDGET	PERIOD EXPENDITURES	ENCUMBRANCES OUTSTANDING	YEAR TO DATE ENC + EXP	AVAILABLE BALANCE	YTD/ BUD
TOTAL	PROF DEV CRISIS GENERAL	75,000.00	3,060.91	.00	66,394.58	8,605.42	88.53
ORG UNIT - 0150570310 - GEN GRANT							
21100	REGULAR SALARIES	256,483.00	38,728.00	.00	232,368.05	24,114.95	90.60
22100	SOCIAL SECURITY	18,856.00	2,877.80	.00	16,691.18	2,164.82	88.52
22200	RETIREMENT	24,346.00	3,825.47	.00	22,952.85	1,393.15	94.28
22305	FLEX SPEND	137.00	28.00	.00	168.00	-31.00	122.63
22400	WORK COMP	1,344.00	232.42	.00	1,394.52	-50.52	103.76
23180	CONTRACTED SERVICES	71,704.00	16,266.75	.00	65,066.97	6,637.03	90.74
26700	TRAVEL EXPENSES/MILEAGE	21,266.00	.00	.00	665.95	20,600.05	3.13
TOTAL	GEN GRANT	394,136.00	61,958.44	.00	339,307.52	54,828.48	86.09
ORG UNIT - 0150570311 - SIMPL							
23180	CONTRACTED SERVICES	43,032.00	1,360.50	.00	24,049.87	18,982.13	55.89
26700	TRAVEL EXPENSES/MILEAGE	9,126.00	55.78	.00	256.51	8,869.49	2.81
TOTAL	SIMPL	52,158.00	1,416.28	.00	24,306.38	27,851.62	46.60
ORG UNIT - 0150570312 - TECH INF							
23180	CONTRACTED SERVICES	108,375.00	.00	.00	58,633.50	49,741.50	54.10
23190	PROFESSIONAL DEVELOPMENT	6,750.00	.00	.00	.00	6,750.00	.00
24100	SUPPLIES	4,998.00	1.00	.00	7.35	4,990.65	.15
25600	COMPUTER HARDWARE	70,000.00	23,571.19	23.50	32,213.69	37,786.31	46.02
26700	TRAVEL EXPENSES/MILEAGE	19,200.00	128.75	.00	2,371.26	16,828.74	12.35
TOTAL	TECH INF	209,323.00	23,700.94	23.50	93,225.80	116,097.20	44.54
ORG UNIT - 0150570313 - AAP							
23180	CONTRACTED SERVICES	25,480.00	14,752.15	.00	156,118.10	-130,638.10	612.71
23190	PROFESSIONAL DEVELOPMENT	6,713.00	.00	.00	1,750.00	4,963.00	26.07
24100	SUPPLIES	499.00	.50	.00	6.79	492.21	1.36
26700	TRAVEL EXPENSES/MILEAGE	21,649.00	.00	.00	4,087.00	17,562.00	18.88
TOTAL	AAP	54,341.00	14,752.65	.00	161,961.89	-107,620.89	298.05
ORG UNIT - 0150570314 - BLENDED							
23180	CONTRACTED SERVICES	49,980.00	.00	.00	.00	49,980.00	.00
23190	PROFESSIONAL DEVELOPMENT	.00	911.50	.00	911.50	-911.50	.00
24100	SUPPLIES	3,734.00	2.50	.00	11.64	3,722.36	.31
24650	COMPUTER SOFTWARE/LICENSE	210.00	.00	.00	.00	210.00	.00
25600	COMPUTER HARDWARE	853.00	.00	.00	.00	853.00	.00
26700	TRAVEL EXPENSES/MILEAGE	20,195.00	774.80	.00	11,427.11	8,767.89	56.58

EFINANCE - POWERSCHOOL
 DATE: 09/11/2019
 TIME: 13:49:39

ESU COORDINATING COUNCIL
 BUDGET CONTROL STATUS

PAGE NUMBER: 7
 BUDSTAT1

SELECTION CRITERIA: ALL
 ACCOUNTING PERIOD: 12/19

ACCOUNT	TITLE	BUDGET	PERIOD EXPENDITURES	ENCUMBRANCES OUTSTANDING	YEAR TO DATE ENC + EXP	AVAILABLE BALANCE	YTD/ BUD
TOTAL	BLENDED	74,972.00	1,688.80	.00	12,350.25	62,621.75	16.47
ORG UNIT - 0150570315 - NROC							
23180	CONTRACTED SERVICES	150,000.00	.00	.00	135,000.00	15,000.00	90.00
24100	SUPPLIES	4,999.00	.00	.00	5.38	4,993.62	.11
24650	COMPUTER SOFTWARE/LICENSE	500.00	.00	.00	.00	500.00	.00
25600	COMPUTER HARDWARE	2,000.00	.00	.00	.00	2,000.00	.00
26700	TRAVEL EXPENSES/MILEAGE	8,244.00	.00	.00	4,775.30	3,468.70	57.92
26800	CONFERENCE/CONVENTION/MTG	3,231.00	.00	.00	5,809.63	-2,578.63	179.81
TOTAL	NROC	168,974.00	.00	.00	145,590.31	23,383.69	86.16
ORG UNIT - 0150570400 - PROF DEV NMPDS GR FEDERAL							
21100	REGULAR SALARIES	.00	.00	.00	.00	.00	.00
22000	EMPLOYEE BENEFITS	.00	.00	.00	.00	.00	.00
22100	SOCIAL SECURITY	.00	.00	.00	.00	.00	.00
22200	RETIREMENT	.00	.00	.00	.00	.00	.00
22305	FLEX SPEND	.00	.00	.00	.00	.00	.00
22400	WORK COMP	.00	.00	.00	.00	.00	.00
23180	CONTRACTED SERVICES	.00	.00	.00	.00	.00	.00
24100	SUPPLIES	.00	.00	.00	.00	.00	.00
24650	COMPUTER SOFTWARE/LICENSE	.00	.00	.00	.00	.00	.00
26700	TRAVEL EXPENSES/MILEAGE	.00	.00	.00	.00	.00	.00
26800	CONFERENCE/CONVENTION/MTG	.00	.00	.00	.00	.00	.00
26900	CONTINGENCY	.00	.00	.00	.00	.00	.00
TOTAL	PROF DEV NMPDS GR FEDERAL	.00	.00	.00	.00	.00	.00
ORG UNIT - 0150575400 - NDE							
23180	CONTRACTED SERVICES	350,000.00	.00	.00	.00	350,000.00	.00
23830	COMPUTER/INTERNET SERVICE	.00	.00	.00	.00	.00	.00
24650	COMPUTER SOFTWARE/LICENSE	.00	.00	.00	.00	.00	.00
25600	COMPUTER HARDWARE	.00	.00	.00	.00	.00	.00
TOTAL	NDE	350,000.00	.00	.00	.00	350,000.00	.00
ORG UNIT - 0150600200 - PROF DEV IMAT ESU							
23190	PROFESSIONAL DEVELOPMENT	.00	.00	.00	.00	.00	.00
24650	COMPUTER SOFTWARE/LICENSE	.00	.00	.00	.00	.00	.00
26800	CONFERENCE/CONVENTION/MTG	.00	.00	.00	.00	.00	.00
TOTAL	PROF DEV IMAT ESU	.00	.00	.00	.00	.00	.00

EFINANCE - POWERSCHOOL
 DATE: 09/11/2019
 TIME: 13:49:39

ESU COORDINATING COUNCIL
 BUDGET CONTROL STATUS

PAGE NUMBER: 8
 BUDSTAT1

SELECTION CRITERIA: ALL
 ACCOUNTING PERIOD: 12/19

ACCOUNT	TITLE	BUDGET	PERIOD EXPENDITURES	ENCUMBRANCES OUTSTANDING	YEAR TO DATE ENC + EXP	AVAILABLE BALANCE	YTD/ BUD
ORG UNIT - 0150620000 - PD BLENDED ESU							
24100	SUPPLIES	.00	.00	.00	.00	.00	.00
24650	COMPUTER SOFTWARE/LICENSE	.00	.00	.00	.00	.00	.00
26800	CONFERENCE/CONVENTION/MTG	.00	.00	.00	.00	.00	.00
TOTAL	PD BLENDED ESU	.00	.00	.00	.00	.00	.00
ORG UNIT - 0160100000 - BLENDED ADM GENERAL							
21100	REGULAR SALARIES	.00	.00	.00	.00	.00	.00
21200	SUB OR TEMP	.00	.00	.00	.00	.00	.00
22100	SOCIAL SECURITY	.00	.00	.00	.00	.00	.00
22200	RETIREMENT	.00	.00	.00	.00	.00	.00
22300	HEALTH INSURANCE	.00	.00	.00	.00	.00	.00
22305	FLEX SPEND	.00	.00	.00	.00	.00	.00
22400	WORK COMP	.00	.00	.00	.00	.00	.00
22600	LIFE INSURANCE	.00	.00	.00	.00	.00	.00
22830	UNEMPLOYMENT INS	.00	.00	.00	.00	.00	.00
23180	CONTRACTED SERVICES	.00	.00	.00	.00	.00	.00
23190	PROFESSIONAL DEVELOPMENT	.00	.00	.00	.00	.00	.00
23500	ADVERTISING	.00	.00	.00	.00	.00	.00
23525	PRINTING	.00	.00	.00	.00	.00	.00
23810	POSTAGE	.00	.00	.00	.00	.00	.00
23820	PHONE	.00	.00	.00	.00	.00	.00
23830	COMPUTER/INTERNET SERVICE	.00	.00	.00	.00	.00	.00
24100	SUPPLIES	.00	.00	.00	.00	.00	.00
24625	REPAIRS	.00	.00	.00	.00	.00	.00
24650	COMPUTER SOFTWARE/LICENSE	.00	.00	.00	.00	.00	.00
24675	LONG TERM PROJECTS	.00	.00	.00	.00	.00	.00
25600	COMPUTER HARDWARE	.00	.00	.00	.00	.00	.00
26700	TRAVEL EXPENSES/MILEAGE	.00	.00	.00	.00	.00	.00
26800	CONFERENCE/CONVENTION/MTG	.00	.00	.00	.00	.00	.00
TOTAL	BLENDED ADM GENERAL	.00	.00	.00	.00	.00	.00
ORG UNIT - 0160600000 - BLENDED IMAT GENERAL							
21100	REGULAR SALARIES	74,206.00	11,390.28	.00	73,214.60	991.40	98.66
21200	SUB OR TEMP	.00	.00	.00	.00	.00	.00
22000	EMPLOYEE BENEFITS	.00	.00	.00	.00	.00	.00
22100	SOCIAL SECURITY	5,332.00	794.34	.00	4,969.58	362.42	93.20
22200	RETIREMENT	7,323.00	1,125.11	.00	7,231.99	91.01	98.76
22300	HEALTH INSURANCE	.00	.00	.00	.00	.00	.00
22305	FLEX SPEND	.00	.00	.00	.00	.00	.00
22400	WORK COMP	445.00	74.14	.00	444.84	.16	99.96
22600	LIFE INSURANCE	.00	.00	.00	.00	.00	.00
22830	UNEMPLOYMENT INS	.00	.00	.00	.00	.00	.00
23150	ACCOUNTING/AUDIT	1,085.00	.00	.00	620.29	464.71	57.17
23170	LEGAL SERVICES	1,225.00	100.05	.00	1,385.60	-160.60	113.11
23180	CONTRACTED SERVICES	750.00	-3,500.00	.00	5,250.00	-4,500.00	700.00

SELECTION CRITERIA: ALL
 ACCOUNTING PERIOD: 12/19

ACCOUNT	TITLE	BUDGET	PERIOD EXPENDITURES	ENCUMBRANCES OUTSTANDING	YEAR TO DATE ENC + EXP	AVAILABLE BALANCE	YTD/BUD
23190	PROFESSIONAL DEVELOPMENT	.00	.00	.00	.00	.00	.00
23240	UTILITIES	.00	.00	.00	.00	.00	.00
23270	RENTAL/LEASES	4,952.00	301.70	.00	5,077.30	-125.30	102.53
23500	ADVERTISING	.00	.00	.00	.00	.00	.00
23525	PRINTING	.00	.00	.00	.00	.00	.00
23810	POSTAGE	50.00	1.00	.00	18.29	31.71	36.58
23820	PHONE	.00	.00	.00	.00	.00	.00
23830	COMPUTER/INTERNET SERVICE	2,150.00	268.66	.00	2,276.66	-126.66	105.89
24100	SUPPLIES	50.00	.00	.00	115.80	-65.80	231.60
24400	PERIODICALS	.00	.00	.00	.00	.00	.00
24625	REPAIRS	.00	.00	.00	.00	.00	.00
24650	COMPUTER SOFTWARE/LICENSE	342.00	5.00	.00	5.00	337.00	1.46
24675	LONG TERM PROJECTS	.00	.00	.00	.00	.00	.00
25300	FURNITURE AND EQUIPMENT	.00	.00	.00	.00	.00	.00
25600	COMPUTER HARDWARE	.00	.00	.00	.00	.00	.00
26300	DUES/FEES	.00	.00	.00	.00	.00	.00
26700	TRAVEL EXPENSES/MILEAGE	2,600.00	192.03	.00	1,677.09	922.91	64.50
26800	CONFERENCE/CONVENTION/MTG	.00	.00	.00	.00	.00	.00
26850	PROGRAM PURCHASES	257,600.00	675.00	.00	139,173.27	118,426.73	54.03
26900	CONTINGENCY	.00	.00	.00	.00	.00	.00
TOTAL	BLENDED IMAT GENERAL	358,110.00	11,427.31	.00	241,460.31	116,649.69	67.43

ORG UNIT - 0160620000 - BLENDED DEC GENERAL

21100	REGULAR SALARIES	183,081.00	24,812.48	.00	177,299.95	5,781.05	96.84
21200	SUB OR TEMP	.00	.00	.00	.00	.00	.00
22000	EMPLOYEE BENEFITS	.00	.00	.00	.00	.00	.00
22100	SOCIAL SECURITY	12,786.00	1,586.36	.00	10,705.47	2,080.53	83.73
22200	RETIREMENT	18,044.00	2,450.92	.00	17,513.30	530.70	97.06
22300	HEALTH INSURANCE	.00	.00	.00	.00	.00	.00
22305	FLEX SPEND	.00	.00	.00	.00	.00	.00
22400	WORK COMP	1,096.00	182.90	.00	1,097.40	-1.40	100.13
22600	LIFE INSURANCE	.00	.00	.00	.00	.00	.00
22830	UNEMPLOYMENT INS	.00	.00	.00	.00	.00	.00
23150	ACCOUNTING/AUDIT	1,085.00	.00	.00	620.29	464.71	57.17
23170	LEGAL SERVICES	1,225.00	100.05	.00	1,385.62	-160.62	113.11
23180	CONTRACTED SERVICES	12,500.00	6,500.00	.00	8,775.26	3,724.74	70.20
23190	PROFESSIONAL DEVELOPMENT	.00	.00	.00	.00	.00	.00
23240	UTILITIES	.00	.00	.00	.00	.00	.00
23270	RENTAL/LEASES	5,752.00	560.89	.00	5,126.72	625.28	89.13
23500	ADVERTISING	.00	.00	.00	.00	.00	.00
23525	PRINTING	500.00	.00	.00	30.13	469.87	6.03
23810	POSTAGE	100.00	1.00	.00	7.22	92.78	7.22
23820	PHONE	.00	68.56	.00	274.23	-274.23	.00
23830	COMPUTER/INTERNET SERVICE	2,079.00	243.20	.00	2,081.70	-2.70	100.13
24100	SUPPLIES	500.00	.00	.00	1,773.51	-1,273.51	354.70
24400	PERIODICALS	250.00	.00	.00	.00	250.00	.00
24625	REPAIRS	.00	.00	.00	.00	.00	.00
24650	COMPUTER SOFTWARE/LICENSE	328.00	10.00	.00	69.51	258.49	21.19
24675	LONG TERM PROJECTS	.00	.00	.00	.00	.00	.00
25300	FURNITURE AND EQUIPMENT	.00	.00	.00	.00	.00	.00

EFINANCE - POWERSCHOOL
 DATE: 09/11/2019
 TIME: 13:49:39

ESU COORDINATING COUNCIL
 BUDGET CONTROL STATUS

PAGE NUMBER: 10
 BUDSTAT1

SELECTION CRITERIA: ALL
 ACCOUNTING PERIOD: 12/19

ACCOUNT	TITLE	BUDGET	PERIOD EXPENDITURES	ENCUMBRANCES OUTSTANDING	YEAR TO DATE ENC + EXP	AVAILABLE BALANCE	YTD/ BUD
25600	COMPUTER HARDWARE	21,621.00	.00	.00	25,985.00	-4,364.00	120.18
26300	DUES/FEES	310.00	.00	.00	125.00	185.00	40.32
26700	TRAVEL EXPENSES/MILEAGE	5,000.00	397.82	.00	2,133.99	2,866.01	42.68
26800	CONFERENCE/CONVENTION/MTG	4,131.00	2,554.96	.00	3,357.70	773.30	81.28
26850	PROGRAM PURCHASES	.00	3,330.99	.00	3,330.99	-3,330.99	.00
26900	CONTINGENCY	.00	.00	.00	.00	.00	.00
TOTAL	BLENDED DEC GENERAL	270,388.00	42,800.13	.00	261,692.99	8,695.01	96.78

ORG UNIT - 0160641000 - BLENDED LMS GENERAL

21100	REGULAR SALARIES	.00	.00	.00	.00	.00	.00
21200	SUB OR TEMP	.00	.00	.00	.00	.00	.00
22000	EMPLOYEE BENEFITS	.00	.00	.00	.00	.00	.00
22100	SOCIAL SECURITY	.00	.00	.00	.00	.00	.00
22200	RETIREMENT	.00	.00	.00	.00	.00	.00
22300	HEALTH INSURANCE	.00	.00	.00	.00	.00	.00
22305	FLEX SPEND	.00	.00	.00	.00	.00	.00
22400	WORK COMP	.00	.00	.00	.00	.00	.00
22600	LIFE INSURANCE	.00	.00	.00	.00	.00	.00
22830	UNEMPLOYMENT INS	.00	.00	.00	.00	.00	.00
23150	ACCOUNTING/AUDIT	.00	.00	.00	.00	.00	.00
23170	LEGAL SERVICES	.00	.00	.00	.00	.00	.00
23180	CONTRACTED SERVICES	.00	.00	.00	.00	.00	.00
23190	PROFESSIONAL DEVELOPMENT	.00	.00	.00	.00	.00	.00
23240	UTILITIES	.00	.00	.00	.00	.00	.00
23270	RENTAL/LEASES	.00	.00	.00	.00	.00	.00
23500	ADVERTISING	.00	.00	.00	.00	.00	.00
23525	PRINTING	.00	.00	.00	.00	.00	.00
23810	POSTAGE	.00	.00	.00	.00	.00	.00
23820	PHONE	.00	.00	.00	.00	.00	.00
23830	COMPUTER/INTERNET SERVICE	.00	.00	.00	.00	.00	.00
24100	SUPPLIES	.00	.00	.00	.00	.00	.00
24400	PERIODICALS	.00	.00	.00	.00	.00	.00
24625	REPAIRS	.00	.00	.00	.00	.00	.00
24650	COMPUTER SOFTWARE/LICENSE	.00	.00	.00	.00	.00	.00
24675	LONG TERM PROJECTS	.00	.00	.00	.00	.00	.00
25300	FURNITURE AND EQUIPMENT	.00	.00	.00	.00	.00	.00
25600	COMPUTER HARDWARE	.00	.00	.00	.00	.00	.00
26300	DUES/FEES	.00	.00	.00	.00	.00	.00
26700	TRAVEL EXPENSES/MILEAGE	.00	.00	.00	.00	.00	.00
26800	CONFERENCE/CONVENTION/MTG	.00	.00	.00	.00	.00	.00
26850	PROGRAM PURCHASES	.00	.00	.00	.00	.00	.00
26900	CONTINGENCY	.00	.00	.00	.00	.00	.00
TOTAL	BLENDED LMS GENERAL	.00	.00	.00	.00	.00	.00

ORG UNIT - 0170100000 - ADMIN FLOW THROUGH

26950	FLOW THROUGH - EXPENSES	10,000.00	.00	.00	.00	10,000.00	.00
-------	-------------------------	-----------	-----	-----	-----	-----------	-----

EFINANCE - POWERSCHOOL
 DATE: 09/11/2019
 TIME: 13:49:39

ESU COORDINATING COUNCIL
 BUDGET CONTROL STATUS

PAGE NUMBER: 11
 BUDSTAT1

SELECTION CRITERIA: ALL
 ACCOUNTING PERIOD: 12/19

ACCOUNT	TITLE	BUDGET	PERIOD EXPENDITURES	ENCUMBRANCES OUTSTANDING	YEAR TO DATE ENC + EXP	AVAILABLE BALANCE	YTD/BUD
TOTAL	ADMIN FLOW THROUGH	10,000.00	.00	.00	.00	10,000.00	.00
ORG UNIT - 0170300000 - COOP FLOW THROUGH							
26950	FLOW THROUGH - EXPENSES	10,000.00	.00	.00	.00	10,000.00	.00
TOTAL	COOP FLOW THROUGH	10,000.00	.00	.00	.00	10,000.00	.00
ORG UNIT - 0170400000 - SRS FLOW THROUGH							
26950	FLOW THROUGH - EXPENSES	10,000.00	.00	.00	.00	10,000.00	.00
TOTAL	SRS FLOW THROUGH	10,000.00	.00	.00	.00	10,000.00	.00
ORG UNIT - 0170500000 - PD FLOW THROUGH							
26950	FLOW THROUGH - EXPENSES	20,000.00	.00	.00	.00	20,000.00	.00
TOTAL	PD FLOW THROUGH	20,000.00	.00	.00	.00	20,000.00	.00
ORG UNIT - 0170550000 - NWEA FLOW THROUGH							
26950	FLOW THROUGH - EXPENSES	10,000.00	.00	.00	.00	10,000.00	.00
TOTAL	NWEA FLOW THROUGH	10,000.00	.00	.00	.00	10,000.00	.00
ORG UNIT - 0170560000 - CRISIS FLOW THROUGH							
26950	FLOW THROUGH - EXPENSES	15,000.00	.00	.00	.00	15,000.00	.00
TOTAL	CRISIS FLOW THROUGH	15,000.00	.00	.00	.00	15,000.00	.00
ORG UNIT - 0170600000 - IMAT FLOW THROUGH							
26950	FLOW THROUGH - EXPENSES	20,000.00	.00	.00	.00	20,000.00	.00
TOTAL	IMAT FLOW THROUGH	20,000.00	.00	.00	.00	20,000.00	.00
ORG UNIT - 0170602000 - IMAT SP PROJ FLOW THROUGH							
26950	FLOW THROUGH - EXPENSES	10,000.00	.00	.00	.00	10,000.00	.00
TOTAL	IMAT SP PROJ FLOW THROUGH	10,000.00	.00	.00	.00	10,000.00	.00
ORG UNIT - 0170603000 - IMAT MED ACQ FLOW THROUGH							

EFINANCE - POWERSCHOOL
 DATE: 09/11/2019
 TIME: 13:49:39

ESU COORDINATING COUNCIL
 BUDGET CONTROL STATUS

PAGE NUMBER: 12
 BUDSTAT1

SELECTION CRITERIA: ALL
 ACCOUNTING PERIOD: 12/19

ACCOUNT	TITLE	BUDGET	PERIOD EXPENDITURES	ENCUMBRANCES OUTSTANDING	YEAR TO DATE ENC + EXP	AVAILABLE BALANCE	YTD/ BUD
26950	FLOW THROUGH - EXPENSES	10,000.00	.00	.00	.00	10,000.00	.00
TOTAL	IMAT MED ACQ FLOW THROUGH	10,000.00	.00	.00	.00	10,000.00	.00
ORG UNIT - 0170620000 - DEC FLOW THROUGH							
26950	FLOW THROUGH - EXPENSES	15,000.00	.00	.00	.00	15,000.00	.00
TOTAL	DEC FLOW THROUGH	15,000.00	.00	.00	.00	15,000.00	.00
ORG UNIT - 0170641000 - LMS FLOW THROUGH							
26950	FLOW THROUGH - EXPENSES	.00	.00	.00	.00	.00	.00
TOTAL	LMS FLOW THROUGH	.00	.00	.00	.00	.00	.00
TOTAL REPORT		5,327,266.00	472,026.61	5,435.94	3,094,643.95	2,232,622.05	58.09

August 31, 2019

Budget Summary

Checkbook Balances:					
As of Sept. 1, 2018 =		\$1,258,811.23			
As of August 1, 2019=		<u>\$1,343,598.12</u>			
	August 2019	August 2019	August 2018	August 2018	
	Receipts	Disbursements	Receipts	Disbursements	
ESUCC Admin	\$1,825.52	(\$30,181.54)			
COOP	\$112,509.36	(\$215,981.93)	\$1,868.01	(\$47,563.14)	
DEC	\$0.00	(\$39,299.13)	\$147,600.16	(\$240,241.46)	
IMAT	\$18,699.65	(\$14,926.31)	\$0.00	(\$36,658.05)	
LMS	\$0.00	\$0.00	\$0.00	(\$15,613.91)	
SRS	\$0.00	(\$64,356.23)	\$0.00	\$0.00	
PDO	\$4,215.00	(\$107,258.47)	\$0.00	(\$81,547.98)	
	\$137,249.53	(\$472,003.61)	\$375,438.62	(\$107,415.89)	
			\$524,906.79	(\$529,040.43)	
ESUCC Reserve	\$250,000.00				
As of August 31, 2019 =	\$1,008,844.04		August 31 2018 =	\$1,258,811.23	

Outstanding Receipts As Of 08/31/19	
ESUCC Admin.	\$1,629.41
Current Year Lobbyist Fees (billed 9/24/18)	\$1,629.41
COOP	\$270,348.39
Annual Buy Vendor Admin Fees	\$69,554.34
School Orders Worldbook/Movie Lic./Securly	\$185,751.22
AEPA/Special Buys/Food/Custodial Admin Fees	\$15,042.83
DEC	\$0.00
	\$0.00
IMAT	\$7,146.62
Current Year MSA Fees & TLT Special Project	\$7,146.62
SRS	\$0.00
SRS School Tier Billing	\$0.00
PDO	\$36,100.00
PD MSA Fees	\$0.00
PD Meetings/Trainings	\$800.00
Crisis	\$35,300.00
Total:	\$315,224.42

FY Net Activity 08/31/19	
ESUCC Admin	\$22,009.10
COOP	(\$150,968.04)
DEC	\$13,933.39
IMAT	(\$12,600.34)
SRS	\$90,835.84
PDO	(\$213,177.14)
	(\$249,967.19)

Budget Notes/Comments, August 2019:	
58.09%	Total Budget Usage
91.34%	Adjusted Budget Usage
100.00%	Budget Usage Average (12 months)

Notes/Special Receipts, August 2019:	
(nothing special to report)	

Notes/Special Disbursements, August 2019:	
\$16,266.25	RMC Research, Innov Gen Contr Service
\$23,156.97	Journey Ed, Innov Tech Hardware
\$162,354.39	Securly, Coop Renewals
\$4,800.00	Markesoft LLC, Innov AAP Contr Service
\$9,952.15	Forward Force, Innov AAP Contr Service

August Expenses Payable September 2019 Total \$204,321.34			
Infobase Learning	\$87,473.00	Learn360 Subscription	
AESA	\$7,690.00	State Membership Dues	
Equal Level	\$48,825.00	COOP Marketplace	
Ion Wave Technologies	\$27,000.00	COOP Sourcing Software	
ESM	\$33,333.34	COOP Settlement, Final	

* Innovation funds, \$206,746.93
Submitted for reimbursement 06/14/19

September Expenses Payable October 2019 Total \$147,580.93			
NCSA	\$6,000.00	NCSA Sponsorship	
Matthew Dooley	\$3,180.00	Innov Contract Service	
Forward Force	\$9,310.60	Innov Contract Service	
Securly	\$1,756.65	Coop School Orders	
The Main Idea	\$750.00	PDO SDA Subscription	

EFINANCE - POWERSCHOOL
 DATE: 09/11/2019
 TIME: 13:50:24

ESU COORDINATING COUNCIL
 CHECK REGISTER - BY FUND

PAGE NUMBER: 1
 ACCTPA21

SELECTION CRITERIA: transact.yr='19' and transact.period='12'
 ACCOUNTING PERIOD: 1/20

FUND - 01 - GENERAL FUND

CASH ACCT	CHECK NO	ISSUE DT	VENDOR	NAME	ORG UNIT	ACCNT	----DESCRIPTION----	SALES TAX	AMOUNT
09000	14737	08/07/19	1064	ESU 17	0110100000	21100	ESUCC SALARIES	0.00	3,484.02
09000	14737	08/07/19	1064	ESU 17	0110100000	22100	ESUCC SS/MEDICARE	0.00	221.72
09000	14737	08/07/19	1064	ESU 17	0110100000	22200	ESUCC RETIREMENT	0.00	344.14
09000	14737	08/07/19	1064	ESU 17	0110100000	22400	ESUCC WORK COMP	0.00	67.70
09000	14737	08/07/19	1064	ESU 17	0110100000	23160	ESUCC FISCAL AGENT	0.00	206.00
09000	14737	08/07/19	1064	ESU 17	0110100000	23270	ESUCC RENT AINSWORT	0.00	63.42
09000	14737	08/07/19	1064	ESU 17	0130300000	21100	COOP SALARIES	0.00	18,105.73
09000	14737	08/07/19	1064	ESU 17	0130300000	22100	COOP SS/MEDICARE	0.00	1,087.42
09000	14737	08/07/19	1064	ESU 17	0130300000	22200	COOP RETIREMENT	0.00	1,788.46
09000	14737	08/07/19	1064	ESU 17	0130300000	22400	COOP WORK COMP	0.00	113.44
09000	14737	08/07/19	1064	ESU 17	0130300000	23270	COOP RENT AINSWORTH	0.00	1,013.35
09000	14737	08/07/19	1064	ESU 17	0130300000	23820	COOP PHONE AINSWORT	0.00	84.00
09000	14737	08/07/19	1064	ESU 17	0130300000	23525	COOP COPIER/PRINTIN	0.00	17.50
09000	14737	08/07/19	1064	ESU 17	0130300000	23280	COOP INSURANCE	0.00	32.00
09000	14737	08/07/19	1064	ESU 17	0160620000	21100	DEC SALARIES	0.00	9,593.91
09000	14737	08/07/19	1064	ESU 17	0160620000	22100	DEC SS/MEDICARE	0.00	631.11
09000	14737	08/07/19	1064	ESU 17	0160620000	22200	DEC RETIREMENT	0.00	947.66
09000	14737	08/07/19	1064	ESU 17	0160620000	22400	DEC WORK COMP	0.00	91.45
09000	14737	08/07/19	1064	ESU 17	0160620000	23270	DEC RENT AINSWORTH	0.00	9.08
09000	14737	08/07/19	1064	ESU 17	0160600000	21100	IMAT SALARIES	0.00	5,213.04
09000	14737	08/07/19	1064	ESU 17	0160600000	22100	IMAT SS/MEDICARE	0.00	369.39
09000	14737	08/07/19	1064	ESU 17	0160600000	22200	IMAT RETIREMENT	0.00	514.93
09000	14737	08/07/19	1064	ESU 17	0160600000	22400	IMAT WORK COMP	0.00	37.07
09000	14737	08/07/19	1064	ESU 17	0160600000	23270	IMAT RENT AINSWORTH	0.00	9.07
09000	14737	08/07/19	1064	ESU 17	0140400000	21100	SRS SALARIES	0.00	25,452.54
09000	14737	08/07/19	1064	ESU 17	0140400000	22100	SRS SS/MEDICARE	0.00	1,761.40
09000	14737	08/07/19	1064	ESU 17	0140400000	22200	SRS RETIREMENT	0.00	2,514.14
09000	14737	08/07/19	1064	ESU 17	0140400000	22400	SRS WORK COMP	0.00	159.04
09000	14737	08/07/19	1064	ESU 17	0140400000	22305	SRS WAGE WORKS	0.00	7.00
09000	14737	08/07/19	1064	ESU 17	0140400000	23270	SRS RENT AINSWORTH	0.00	9.08
09000	14737	08/07/19	1064	ESU 17	0150570310	21100	INNOV GEN SALARIES	0.00	24,698.26
09000	14737	08/07/19	1064	ESU 17	0150570310	22100	INNOV GEN SS/MEDICA	0.00	1,846.97
09000	14737	08/07/19	1064	ESU 17	0150570310	22200	INNOV GEN RETIREMEN	0.00	2,439.64
09000	14737	08/07/19	1064	ESU 17	0150570310	22400	INNOV GEN WORK COMP	0.00	116.21
09000	14737	08/07/19	1064	ESU 17	0150570310	22305	INNOV GEN WAGE WORK	0.00	14.00
TOTAL CHECK								0.00	103,063.89
09000	14738	08/07/19	1049	TOTALFUNDS	0130300000	23810	COOP POSTAGE FOR ME	0.00	1,115.11
09000	14739	08/07/19	1043	THE CINCINNATI INSU	0110100000	23280	ESUCC INSURANCE	0.00	5,375.00
09000	14740	08/07/19	1050	BISHOP BUSINESS	0110100000	23525	ESUCC PRINTING EXP	0.00	187.50
09000	14740	08/07/19	1050	BISHOP BUSINESS	0150500200	24100	PDO PRINTING EXP	0.00	265.11
09000	14740	08/07/19	1050	BISHOP BUSINESS	0140400000	23525	SRS PRINTING EXP	0.00	62.50
TOTAL CHECK								0.00	515.11
09000	14741	08/07/19	1054	RMC RESEARCH CORPOR	0150570310	23180	INNOV GEN CONTRACT	0.00	16,266.25
09000	14742	08/07/19	1006	BLACKBOARD	0160620000	26850	DEC BLACKBOARD	0.00	3,330.99
09000	14743	08/07/19	1057	ESU 3	0110100000	23270	ESUCC RENT OMAHA	0.00	225.63
09000	14743	08/07/19	1057	ESU 3	0130300000	23270	COOP RENT OMAHA	0.00	74.19

EFINANCE - POWERSCHOOL
 DATE: 09/11/2019
 TIME: 13:50:24

ESU COORDINATING COUNCIL
 CHECK REGISTER - BY FUND

PAGE NUMBER: 2
 ACCTPA21

SELECTION CRITERIA: transact.yr='19' and transact.period='12'
 ACCOUNTING PERIOD: 1/20

FUND - 01 - GENERAL FUND

CASH ACCT	CHECK NO	ISSUE DT	VENDOR	NAME	ORG UNIT	ACCNT	----DESCRIPTION----	SALES TAX	AMOUNT
09000	14743	08/07/19	1057	ESU 3	0140400000	23270	SRS RENT OMAHA	0.00	644.35
09000	14743	08/07/19	1057	ESU 3	0160600000	23270	IMAT RENT OMAHA	0.00	94.52
09000	14743	08/07/19	1057	ESU 3	0160620000	23270	DEC RENT OMAHA	0.00	180.91
09000	14743	08/07/19	1057	ESU 3	0110100000	23820	ESUCC PHONE OMAHA	0.00	49.62
09000	14743	08/07/19	1057	ESU 3	0160620000	23820	DEC PHONE OMAHA	0.00	24.81
09000	14743	08/07/19	1057	ESU 3	0140400000	23820	SRS PHONE OMAHA	0.00	74.43
09000	14743	08/07/19	1057	ESU 3	0110100000	23810	ESUCC POSTAGE OMAHA	0.00	32.10
09000	14743	08/07/19	1057	ESU 3	0110100000	23525	ESUCC PRINTING OMAH	0.00	0.36
09000	14743	08/07/19	1057	ESU 3	0150500200	26800	PDO PLANNING TEAM M	0.00	132.00
09000	14743	08/07/19	1057	ESU 3	0110100000	23270	ESUCC RENT OMAHA	0.00	225.63
09000	14743	08/07/19	1057	ESU 3	0130300000	23270	COOP RENT OMAHA	0.00	74.19
09000	14743	08/07/19	1057	ESU 3	0140400000	23270	SRS RENT OMAHA	0.00	644.35
09000	14743	08/07/19	1057	ESU 3	0160600000	23270	IMAT RENT OMAHA	0.00	94.52
09000	14743	08/07/19	1057	ESU 3	0160620000	23270	DEC RENT OMAHA	0.00	180.91
09000	14743	08/07/19	1057	ESU 3	0110100000	23820	ESUCC PHONE OMAHA	0.00	53.30
09000	14743	08/07/19	1057	ESU 3	0160620000	23820	DEC PHONE OMAHA	0.00	26.65
09000	14743	08/07/19	1057	ESU 3	0140400000	23820	SRS PHONE OMAHA	0.00	79.94
09000	14743	08/07/19	1057	ESU 3	0110100000	23810	ESUCC POSTAGE OMAHA	0.00	26.12
TOTAL CHECK									2,938.53
09000	14744	08/07/19	1150	ESU 5	0150560000	23190	CRISIS THREAT TRAIN	0.00	1,220.00
09000	14745	08/07/19	1067	ESU 10	0150570311	23180	INNOV SIMPL DEVELOP	0.00	1,360.00
09000	14745	08/07/19	1067	ESU 10	0160600000	26850	IMAT TLT SPEC PROJ	0.00	675.00
09000	14745	08/07/19	1067	ESU 10	0150570311	26700	INNOV SIMPL RUBRICS	0.00	55.78
TOTAL CHECK									2,090.78
09000	14746	08/07/19	1108	ESU 11	0110100000	24100	ESUCC SUPPLIES/BADG	0.00	1.84
09000	14747	08/07/19	1333	DAVID CITY PUBLIC S	0130300000	26850	COOP REFUND ADOBE P	0.00	750.00
09000	14748	08/07/19	1501	SOUTHEAST COMMUNITY	0150570314	23190	INNOV BLENDED WORKS	0.00	523.50
09000	14749	08/07/19	1387	COMFORT INN SUITES	0150570314	26700	INNOV BLENDED TRAVE	0.00	188.00
09000	14749	08/07/19	1387	COMFORT INN SUITES	0130300000	26700	COOP TRAVEL/LODGING	0.00	188.00
09000	14749	08/07/19	1387	COMFORT INN SUITES	0150570314	26700	INNOV BLENDED TRAVE	0.00	94.00
TOTAL CHECK									470.00
09000	14750	08/07/19	1403	HAMPTON INN SIDNEY	0150570314	23190	INNOV BLENDED LODGI	0.00	188.00
09000	14751	08/07/19	1061	DEB HERICKS	0110100000	26700	ESUCC TRAVEL EXP RE	0.00	139.30
09000	14752	08/07/19	1076	PRISCILLA QUINTANA	0110100000	26700	ESUCC TRAVEL EXP RE	0.00	118.61
09000	14752	08/07/19	1076	PRISCILLA QUINTANA	0130300000	26700	COOP TRAVEL EXP REI	0.00	118.61
TOTAL CHECK									237.22
09000	14753	08/07/19	1087	RHONDA EIS	0160600000	26700	IMAT TRAVEL EXP REI	0.00	83.52
09000	14753	08/07/19	1087	RHONDA EIS	0160600000	26700	IMAT TRAVEL EXP REI	0.00	49.88
TOTAL CHECK									133.40
09000	14754	08/07/19	1314	BETH KABES	0160620000	26700	DEC TRAVEL EXP REIM	0.00	374.92
09000	14754	08/07/19	1314	BETH KABES	0150570314	26700	INNOV BLENDED TRAVE	0.00	395.36

EFINANCE - POWERSCHOOL
 DATE: 09/11/2019
 TIME: 13:50:24

ESU COORDINATING COUNCIL
 CHECK REGISTER - BY FUND

SELECTION CRITERIA: transact.yr='19' and transact.period='12'
 ACCOUNTING PERIOD: 1/20

FUND - 01 - GENERAL FUND

CASH ACCT	CHECK NO	ISSUE DT	VENDOR	NAME	ORG UNIT	ACCNT	----DESCRIPTION----	SALES TAX	AMOUNT
09000	14754	08/07/19	1314	BETH KABES	0150570314	26700	INNOV BLENDED TRAVE	0.00	97.44
TOTAL CHECK									867.72
09000	14755	08/07/19	1444	MARKESOFT LLC	0150570313	23180	INNOV AAP CONTRACT	0.00	4,800.00
09000	14756	08/07/19	1441	FORWARD FORCE LLC	0150570313	23180	INNOV AAP CONTRACT	0.00	9,952.15
09000	14757	08/07/19	1443	PATRICIA JEFFERS	0150570314	23190	INNOV BLENDED CATER	0.00	200.00
09000	14758	08/07/19	1460	EAGLE TECHNOLOGIES	0150570312	25600	INNOV TECH HARDWARE	0.00	414.22
09000	14759	08/07/19	1397	JOURNEYED.COM INC.	0110100000	24650	ESUCC SOFTWARE ADOB	0.00	10.00
09000	14759	08/07/19	1397	JOURNEYED.COM INC.	0160620000	24650	DEC SOFTWARE ADOBE	0.00	10.00
09000	14759	08/07/19	1397	JOURNEYED.COM INC.	0130300000	24650	COOP SOFTWARE ADOBE	0.00	15.00
09000	14759	08/07/19	1397	JOURNEYED.COM INC.	0140400000	24650	SRS SOFTWARE ADOBE	0.00	15.00
09000	14759	08/07/19	1397	JOURNEYED.COM INC.	0160600000	24650	IMAT SOFTWARE ADOBE	0.00	5.00
TOTAL CHECK									55.00
09000	14760	08/07/19	1397	JOURNEYED.COM INC.	0150570312	25600	INNOV TECH HARDWARE	0.00	12,920.95
09000	14760	08/07/19	1397	JOURNEYED.COM INC.	0150570312	25600	INNOV TECH HARDWARE	0.00	311.53
09000	14760	08/07/19	1397	JOURNEYED.COM INC.	0150570312	25600	INNOV TECH HARDWARE	0.00	9,924.49
TOTAL CHECK									23,156.97
09000	14761	08/07/19	1131	INNOVATIVE OFFICE S	0130300000	24100	COOP SUPPLIES	0.00	7.36
09000	14761	08/07/19	1131	INNOVATIVE OFFICE S	0110100000	24100	ESUCC SUPPLIES	0.00	30.85
TOTAL CHECK									38.21
09000	14762	08/07/19	1442	SECURLY	0130300000	26850	COOP SECURLY RENEWA	0.00	128.61
09000	14762	08/07/19	1442	SECURLY	0130300000	26850	COOP SECURLY RENEWA	0.00	790.62
09000	14762	08/07/19	1442	SECURLY	0130300000	26850	COOP SECURLY RENEWA	0.00	360.15
09000	14762	08/07/19	1442	SECURLY	0130300000	26850	COOP SECURLY RENEWA	0.00	943.25
09000	14762	08/07/19	1442	SECURLY	0130300000	26850	COOP SECURLY RENEWA	0.00	1,114.75
09000	14762	08/07/19	1442	SECURLY	0130300000	26850	COOP SECURLY RENEWA	0.00	1,200.50
09000	14762	08/07/19	1442	SECURLY	0130300000	26850	COOP SECURLY RENEWA	0.00	480.20
09000	14762	08/07/19	1442	SECURLY	0130300000	26850	COOP SECURLY RENEWA	0.00	505.93
09000	14762	08/07/19	1442	SECURLY	0130300000	26850	COOP SECURLY RENEWA	0.00	51.45
09000	14762	08/07/19	1442	SECURLY	0130300000	26850	COOP SECURLY RENEWA	0.00	428.75
09000	14762	08/07/19	1442	SECURLY	0130300000	26850	COOP SECURLY RENEWA	0.00	86,652.06
09000	14762	08/07/19	1442	SECURLY	0130300000	26850	COOP SECURLY RENEWA	0.00	13,893.21
09000	14762	08/07/19	1442	SECURLY	0130300000	26850	COOP SECURLY RENEWA	0.00	9,089.50
09000	14762	08/07/19	1442	SECURLY	0130300000	26850	COOP SECURLY RENEWA	0.00	6,916.60
09000	14762	08/07/19	1442	SECURLY	0130300000	26850	COOP SECURLY RENEWA	0.00	3,430.00
09000	14762	08/07/19	1442	SECURLY	0130300000	26850	COOP SECURLY RENEWA	0.00	274.40
09000	14762	08/07/19	1442	SECURLY	0130300000	26850	COOP SECURLY RENEWA	0.00	1,080.45
09000	14762	08/07/19	1442	SECURLY	0130300000	26850	COOP SECURLY RENEWA	0.00	1,474.90
09000	14762	08/07/19	1442	SECURLY	0130300000	26850	COOP SECURLY RENEWA	0.00	1,440.60
09000	14762	08/07/19	1442	SECURLY	0130300000	26850	COOP SECURLY RENEWA	0.00	1,766.45
09000	14762	08/07/19	1442	SECURLY	0130300000	26850	COOP SECURLY RENEWA	0.00	3,532.90
09000	14762	08/07/19	1442	SECURLY	0130300000	26850	COOP SECURLY RENEWA	0.00	156.80
09000	14762	08/07/19	1442	SECURLY	0130300000	26850	COOP SECURLY RENEWA	0.00	514.50
09000	14762	08/07/19	1442	SECURLY	0130300000	26850	COOP SECURLY RENEWA	0.00	85.75
09000	14762	08/07/19	1442	SECURLY	0130300000	26850	COOP SECURLY RENEWA	0.00	171.50

EFINANCE - POWERSCHOOL
 DATE: 09/11/2019
 TIME: 13:50:24

ESU COORDINATING COUNCIL
 CHECK REGISTER - BY FUND

PAGE NUMBER: 4
 ACCTPA21

SELECTION CRITERIA: transact.yr='19' and transact.period='12'
 ACCOUNTING PERIOD: 1/20

FUND - 01 - GENERAL FUND

CASH ACCT	CHECK NO	ISSUE DT	VENDOR	NAME	ORG UNIT	ACCNT	----DESCRIPTION----	SALES TAX	AMOUNT
09000	14762	08/07/19	1442	SECURLY	0130300000	26850	COOP SECURLY RENEWA	0.00	308.70
09000	14762	08/07/19	1442	SECURLY	0130300000	26850	COOP SECURLY RENEWA	0.00	540.23
09000	14762	08/07/19	1442	SECURLY	0130300000	26850	COOP SECURLY RENEWA	0.00	257.25
09000	14762	08/07/19	1442	SECURLY	0130300000	26850	COOP SECURLY RENEWA	0.00	2,572.50
09000	14762	08/07/19	1442	SECURLY	0130300000	26850	COOP SECURLY RENEWA	0.00	4,287.50
09000	14762	08/07/19	1442	SECURLY	0130300000	26850	COOP SECURLY RENEWA	0.00	771.75
09000	14762	08/07/19	1442	SECURLY	0130300000	26850	COOP SECURLY RENEWA	0.00	308.70
09000	14762	08/07/19	1442	SECURLY	0130300000	26850	COOP SECURLY RENEWA	0.00	265.83
09000	14762	08/07/19	1442	SECURLY	0130300000	26850	COOP SECURLY RENEWA	0.00	111.48
09000	14762	08/07/19	1442	SECURLY	0130300000	26850	COOP SECURLY RENEWA	0.00	149.70
09000	14762	08/07/19	1442	SECURLY	0130300000	26850	COOP SECURLY RENEWA	0.00	254.80
09000	14762	08/07/19	1442	SECURLY	0130300000	26850	COOP SECURLY RENEWA	0.00	149.70
09000	14762	08/07/19	1442	SECURLY	0130300000	26850	COOP SECURLY RENEWA	0.00	222.95
09000	14762	08/07/19	1442	SECURLY	0130300000	26850	COOP SECURLY RENEWA	0.00	1,543.50
09000	14762	08/07/19	1442	SECURLY	0130300000	26850	COOP SECURLY RENEWA	0.00	634.55
09000	14762	08/07/19	1442	SECURLY	0130300000	26850	COOP SECURLY RENEWA	0.00	222.95
09000	14762	08/07/19	1442	SECURLY	0130300000	26850	COOP SECURLY RENEWA	0.00	299.39
09000	14762	08/07/19	1442	SECURLY	0130300000	26850	COOP SECURLY RENEWA	0.00	445.90
09000	14762	08/07/19	1442	SECURLY	0130300000	26850	COOP SECURLY RENEWA	0.00	445.90
09000	14762	08/07/19	1442	SECURLY	0130300000	26850	COOP SECURLY RENEWA	0.00	686.00
09000	14762	08/07/19	1442	SECURLY	0130300000	26850	COOP SECURLY RENEWA	0.00	493.92
09000	14762	08/07/19	1442	SECURLY	0130300000	26850	COOP SECURLY RENEWA	0.00	562.52
09000	14762	08/07/19	1442	SECURLY	0130300000	26850	COOP SECURLY RENEWA	0.00	891.80
09000	14762	08/07/19	1442	SECURLY	0130300000	26850	COOP SECURLY RENEWA	0.00	257.25
09000	14762	08/07/19	1442	SECURLY	0130300000	26850	COOP SECURLY RENEWA	0.00	1,470.00
09000	14762	08/07/19	1442	SECURLY	0130300000	26850	COOP SECURLY RENEWA	0.00	1,568.00
09000	14762	08/07/19	1442	SECURLY	0130300000	26850	COOP SECURLY RENEWA	0.00	3,679.90
09000	14762	08/07/19	1442	SECURLY	0130300000	26850	COOP SECURLY RENEWA	0.00	1,097.60
09000	14762	08/07/19	1442	SECURLY	0130300000	26850	COOP SECURLY RENEWA	0.00	428.75
09000	14762	08/07/19	1442	SECURLY	0130300000	26850	COOP SECURLY RENEWA	0.00	428.75
09000	14762	08/07/19	1442	SECURLY	0130300000	26850	COOP SECURLY RENEWA	0.00	42.88
09000	14762	08/07/19	1442	SECURLY	0130300000	26850	COOP SECURLY RENEWA	0.00	469.91
TOTAL CHECK								0.00	162,354.39
09000	14763	08/07/19	1431	UNL ITS COMMUNICATI	0130300000	23830	COOP DATA CENTER SP	0.00	63.65
09000	14763	08/07/19	1431	UNL ITS COMMUNICATI	0140400000	23830	SRS DATA CENTER SPA	0.00	381.88
09000	14763	08/07/19	1431	UNL ITS COMMUNICATI	0160600000	23830	IMAT DATA CENTER SP	0.00	101.83
09000	14763	08/07/19	1431	UNL ITS COMMUNICATI	0160620000	23830	DEC DATA CENTER SPA	0.00	89.10
TOTAL CHECK								0.00	636.46
09000	14764	08/07/19	1101	CRAIG PETERSON	0130300000	26700	COOP TRAVEL EXP REI	0.00	191.98
09000	14765	08/28/19	1064	ESU 17	0140400000	22400	SRS WORK COMP	0.00	159.04
09000	14765	08/28/19	1064	ESU 17	0140400000	22305	SRS WAGE WORKS	0.00	7.00
09000	14765	08/28/19	1064	ESU 17	0140400000	23270	SRS RENT AINSWORTH	0.00	9.08
09000	14765	08/28/19	1064	ESU 17	0150570310	21100	INNOV GEN SALARIES	0.00	14,029.74
09000	14765	08/28/19	1064	ESU 17	0150570310	22100	INNOV GEN SS/MEDICA	0.00	1,030.83
09000	14765	08/28/19	1064	ESU 17	0150570310	22200	INNOV GEN RETIREMEN	0.00	1,385.83
09000	14765	08/28/19	1064	ESU 17	0150570310	22400	INNOV GEN WORK COMP	0.00	116.21
09000	14765	08/28/19	1064	ESU 17	0150570310	22305	INNOV GEN WAGE WORK	0.00	14.00
09000	14765	08/28/19	1064	ESU 17	0130300000	21100	COOP SALARIES	0.00	18,909.21
09000	14765	08/28/19	1064	ESU 17	0130300000	22100	COOP SS/MEDICARE	0.00	1,133.73

EFINANCE - POWERSCHOOL
 DATE: 09/11/2019
 TIME: 13:50:24

ESU COORDINATING COUNCIL
 CHECK REGISTER - BY FUND

PAGE NUMBER: 5
 ACCTPA21

SELECTION CRITERIA: transact.yr='19' and transact.period='12'
 ACCOUNTING PERIOD: 1/20

FUND - 01 - GENERAL FUND

CASH ACCT	CHECK NO	ISSUE DT	VENDOR	NAME	ORG UNIT	ACCNT	----DESCRIPTION----	SALES TAX	AMOUNT
09000	14765	08/28/19	1064	ESU 17	0130300000	22200	COOP RETIREMENT	0.00	1,867.82
09000	14765	08/28/19	1064	ESU 17	0130300000	22400	COOP WORK COMP	0.00	113.45
09000	14765	08/28/19	1064	ESU 17	0130300000	23270	COOP RENT AINSWORTH	0.00	1,013.35
09000	14765	08/28/19	1064	ESU 17	0130300000	23820	COOP PHONE AINSWORTH	0.00	84.00
09000	14765	08/28/19	1064	ESU 17	0130300000	23525	COOP PRINTING/COPIE	0.00	17.50
09000	14765	08/28/19	1064	ESU 17	0130300000	23280	COOP INSURANCE AINS	0.00	32.00
09000	14765	08/28/19	1064	ESU 17	0160620000	21100	DEC SALARIES	0.00	15,218.57
09000	14765	08/28/19	1064	ESU 17	0160620000	22100	DEC SS/MEDICARE	0.00	955.25
09000	14765	08/28/19	1064	ESU 17	0160620000	22200	DEC RETIREMENT	0.00	1,503.26
09000	14765	08/28/19	1064	ESU 17	0160620000	22400	DEC WORK COMP	0.00	91.45
09000	14765	08/28/19	1064	ESU 17	0160620000	23270	DEC RENT AINSWORTH	0.00	9.08
09000	14765	08/28/19	1064	ESU 17	0160600000	21100	IMAT SALARIES	0.00	6,177.24
09000	14765	08/28/19	1064	ESU 17	0160600000	22100	IMAT SS/MEDICARE	0.00	424.95
09000	14765	08/28/19	1064	ESU 17	0160600000	22200	IMAT RETIREMENT	0.00	610.18
09000	14765	08/28/19	1064	ESU 17	0160600000	22400	IMAT WORK COMP	0.00	37.07
09000	14765	08/28/19	1064	ESU 17	0160600000	23270	IMAT RENT AINSWORTH	0.00	9.07
09000	14765	08/28/19	1064	ESU 17	0140400000	21100	SRS SALARIES	0.00	26,560.11
09000	14765	08/28/19	1064	ESU 17	0140400000	22100	SRS SS/MEDICARE	0.00	1,881.92
09000	14765	08/28/19	1064	ESU 17	0140400000	22200	SRS RETIREMENT	0.00	2,094.10
09000	14765	08/28/19	1064	ESU 17	0110100000	21100	ESUCC SALARIES	0.00	11,278.19
09000	14765	08/28/19	1064	ESU 17	0110100000	22100	ESUCC SS/MEDICARE	0.00	670.89
09000	14765	08/28/19	1064	ESU 17	0110100000	22200	ESUCC RETIREMENT	0.00	1,114.04
09000	14765	08/28/19	1064	ESU 17	0110100000	22400	ESUCC WORK COMP	0.00	67.70
09000	14765	08/28/19	1064	ESU 17	0110100000	23160	ESUCC FISCAL AGENT	0.00	206.00
09000	14765	08/28/19	1064	ESU 17	0110100000	23270	ESUCC RENT AINSWORTH	0.00	63.42
TOTAL CHECK									108,895.28
09000	14766	08/28/19	1209	CINCINNATI INSURANC	0110100000	23280	ESUCC INSURANCE	0.00	25.00
09000	14767	08/28/19	1049	TOTALFUNDS	0130300000	23810	COOP POSTAGE METER	0.00	56.12
09000	14768	08/28/19	1196	MAILFINANCE	0130300000	23810	COOP POSTAGE METER	0.00	223.93
09000	14769	08/28/19	1226	PUBLICATION PRINTIN	0110100000	24100	ESUCC SUPPLIES	0.00	89.90
09000	14769	08/28/19	1226	PUBLICATION PRINTIN	0140400000	24100	SRS SUPPLIES	0.00	89.90
TOTAL CHECK									179.80
09000	14770	08/28/19	1431	UNL ITS COMMUNICATI	0130300000	23830	COOP DATA CENTER SP	0.00	63.65
09000	14770	08/28/19	1431	UNL ITS COMMUNICATI	0140400000	23830	SRS DATA CENTER SPA	0.00	381.88
09000	14770	08/28/19	1431	UNL ITS COMMUNICATI	0160600000	23830	IMAT DATA CENTER SP	0.00	101.83
09000	14770	08/28/19	1431	UNL ITS COMMUNICATI	0160620000	23830	DEC DATA CENTER SPA	0.00	89.10
TOTAL CHECK									636.46
09000	14771	08/28/19	1502	NEBRASKA DEPARTMENT	0160620000	23180	DEC FUTURE READY CO	0.00	3,000.00
09000	14772	08/28/19	1057	ESU 3	0110100000	23270	ESUCC RENT OMAHA	0.00	225.63
09000	14772	08/28/19	1057	ESU 3	0110100000	23810	ESUCC POSTGE OMAHA	0.00	13.55
09000	14772	08/28/19	1057	ESU 3	0110100000	23820	ESUCC PHONE OMAHA	0.00	34.21
09000	14772	08/28/19	1057	ESU 3	0130300000	23270	COOP RENT OMAHA	0.00	74.19
09000	14772	08/28/19	1057	ESU 3	0130300000	23830	COOP INTERNET OMAHA	0.00	10.00
09000	14772	08/28/19	1057	ESU 3	0140400000	23270	SRS RENT OMAHA	0.00	644.35
09000	14772	08/28/19	1057	ESU 3	0140400000	23820	SRS PHONE OMAHA	0.00	51.32

EFINANCE - POWERSCHOOL
 DATE: 09/11/2019
 TIME: 13:50:24

ESU COORDINATING COUNCIL
 CHECK REGISTER - BY FUND

PAGE NUMBER: 6
 ACCTPA21

SELECTION CRITERIA: transact.yr='19' and transact.period='12'
 ACCOUNTING PERIOD: 1/20

FUND - 01 - GENERAL FUND

CASH ACCT	CHECK NO	ISSUE DT	VENDOR	NAME	ORG UNIT	ACCNT	----DESCRIPTION----	SALES TAX	AMOUNT
09000	14772	08/28/19	1057	ESU 3	0140400000	23830	SRS INTERNET OMAHA	0.00	60.00
09000	14772	08/28/19	1057	ESU 3	0150500200	26800	PD PRO DEV CONF PRI	0.00	288.84
09000	14772	08/28/19	1057	ESU 3	0160600000	23270	IMAT RENT OMAHA	0.00	94.52
09000	14772	08/28/19	1057	ESU 3	0160600000	23830	IMAT INTERNET OMAHA	0.00	65.00
09000	14772	08/28/19	1057	ESU 3	0160620000	23270	DEC RENT OMAHA	0.00	180.91
09000	14772	08/28/19	1057	ESU 3	0160620000	23820	DEC PHONE OMAHA	0.00	17.10
09000	14772	08/28/19	1057	ESU 3	0160620000	23830	DEC INTERNET OMAHA	0.00	65.00
TOTAL CHECK									1,824.62
09000	14773	08/28/19	1428	QUALITY INN OGALLAL	0150560000	23190	CRISIS PRO DEV TRAI	0.00	1,840.41
09000	14774	08/28/19	1503	KRAIG LOFQUIST	0110100000	26700	ESUCC TRAVEL EXP RE	0.00	504.78
09000	14775	08/28/19	1061	DEB HERICKS	0110100000	24100	ESUCC TRAVEL EXP RE	0.00	69.07
09000	14776	08/28/19	1076	PRISCILLA QUINTANA	0110100000	26700	ESUCC TRAVEL EXP RE	0.00	170.94
09000	14776	08/28/19	1076	PRISCILLA QUINTANA	0130300000	26700	COOP TRAVEL EXP REI	0.00	170.95
TOTAL CHECK									341.89
09000	14777	08/28/19	1087	RHONDA EIS	0160600000	26700	IMAT TRAVEL EXP REI	0.00	58.63
09000	14778	08/28/19	1111	WADE FRUHLING	0140400000	26700	SRS TRAVEL EXP REIM	0.00	351.48
09000	14779	08/28/19	1131	INNOVATIVE OFFICE S	0130300000	24100	COOP OFFICE SUPPLIE	0.00	23.92
09000	14780	08/28/19	1442	SECURLY	0130300000	26850	COOP SECURLY BRIDGE	0.00	3,540.25
09000	14781	08/29/19	1247	KSB SCHOOL LAW	0110100000	23170	ESUCC LEGAL SERVICE	0.00	1,229.15
09000	14781	08/29/19	1247	KSB SCHOOL LAW	0130300000	23170	COOP LEGAL SERVICE	0.00	1,229.15
09000	14781	08/29/19	1247	KSB SCHOOL LAW	0140400000	23170	SRS LEGAL SERVICE	0.00	200.10
09000	14781	08/29/19	1247	KSB SCHOOL LAW	0160600000	23170	IMAT LEGAL SERVICE	0.00	100.05
09000	14781	08/29/19	1247	KSB SCHOOL LAW	0160620000	23170	DEC LEGAL SERVICE	0.00	100.05
TOTAL CHECK									2,858.50
09000	EFT00116	08/07/19	1043	THE CINCINNATI INSU	0110100000	23280	ESUCC INSURANCE	0.00	950.00
09000	EFT00117	08/07/19	1039	UNION BANK & TRUST	0110100000	26800	ESUCC AESA CONFEREN	0.00	495.00
09000	EFT00117	08/07/19	1039	UNION BANK & TRUST	0110100000	23190	ESUCC PRO DEV PESI	0.00	199.99
09000	EFT00117	08/07/19	1039	UNION BANK & TRUST	0110100000	26800	ESUCC CONF EXPENSE	0.00	324.96
09000	EFT00117	08/07/19	1039	UNION BANK & TRUST	0110100000	25600	ESUCC COMPUTER HARD	0.00	419.99
09000	EFT00117	08/07/19	1039	UNION BANK & TRUST	0110100000	26800	ESUCC CONF MATERIAL	0.00	47.98
09000	EFT00117	08/07/19	1039	UNION BANK & TRUST	0140400000	24650	SRS SOFTWARE GITHUB	0.00	25.00
09000	EFT00117	08/07/19	1039	UNION BANK & TRUST	0140400000	24650	SRS SOFTWARE ATLASS	0.00	10.30
TOTAL CHECK									1,523.22
09000	EFT00118	08/28/19	1209	CINCINNATI INSURANC	0110100000	23280	ESUCC INSURANCE	0.00	12.00
09000	EFT00119	08/28/19	1039	UNION BANK & TRUST	0110100000	26700	ESUCC TRAVEL/PARKIN	0.00	11.25
09000	EFT00119	08/28/19	1039	UNION BANK & TRUST	0110100000	26800	ESUCC CONF/MEETING	0.00	1,165.00
09000	EFT00119	08/28/19	1039	UNION BANK & TRUST	0160620000	26800	DEC CONF/MEETING EX	0.00	2,554.96
09000	EFT00119	08/28/19	1039	UNION BANK & TRUST	0110100000	25600	ESUCC COMPUTER HARD	0.00	34.99
09000	EFT00119	08/28/19	1039	UNION BANK & TRUST	0150570312	26700	INNOV TECH, NCSA	0.00	125.00

EFINANCE - POWERSCHOOL
 DATE: 09/11/2019
 TIME: 13:50:24

ESU COORDINATING COUNCIL
 CHECK REGISTER - BY FUND

PAGE NUMBER: 7
 ACCTPA21

SELECTION CRITERIA: transact.yr='19' and transact.period='12'
 ACCOUNTING PERIOD: 1/20

FUND - 01 - GENERAL FUND

CASH ACCT	CHECK NO	ISSUE DT	VENDOR	NAME	ORG UNIT	ACCNT	-----DESCRIPTION-----	SALES TAX	AMOUNT
09000	EFT00119	08/28/19	1039	UNION BANK & TRUST	0110100000	24100	ESUCC SUPPLIES	0.00	65.99
09000	EFT00119	08/28/19	1039	UNION BANK & TRUST	0140400000	24650	SRS SOFTWARE, GITHU	0.00	25.00
09000	EFT00119	08/28/19	1039	UNION BANK & TRUST	0150570312	26700	INNOV TECH TRAVEL/P	0.00	3.75
09000	EFT00119	08/28/19	1039	UNION BANK & TRUST	0130300000	26700	COOP TRAVEL/MEALS	0.00	43.39
09000	EFT00119	08/28/19	1039	UNION BANK & TRUST	0160620000	26700	DEC TRAVEL/MEALS	0.00	22.90
09000	EFT00119	08/28/19	1039	UNION BANK & TRUST	0130300000	26700	COOP TRAVEL/PARKING	0.00	10.00
TOTAL CHECK								0.00	4,062.23
TOTAL CASH ACCOUNT								0.00	472,003.61
TOTAL FUND								0.00	472,003.61
TOTAL REPORT								0.00	472,003.61

EFINANCE - POWERSCHOOL
 DATE: 09/11/2019
 TIME: 13:52:10

ESU COORDINATING COUNCIL
 Purchase Order STATUS REPORT

PAGE NUMBER: 1
 STATMN21
 INFO: ORDERED BY NUMBER

SELECTION CRITERIA: encl'dgr.yr='19'

PURCHASE OR	ORG UNIT	ACCOUNT	ACCOUNT	VENDOR DATE	NAME DESCRIPTION	SALES TAX USE TAX	ORIGINAL PAYMENTS	CHANGE BALANCE
19000004-01	0130300000	26850		1038 11/20/18	WORLD BOOK WB-PP WORLD BOOK POWER	0.00 0.00	51.92 0.00	0.00 51.92
P1900001-01	0130300000	26850		1038 10/11/18	WORLD BOOK WB-PP WORLD BOOK POWER	0.00 0.00	27.73 0.00	0.00 27.73
P1900007-01	0140400000	24650		1435 03/21/19	ROGUE WAVE SOFTWARE ZEND SERVER LINUX PROFESS	0.00 0.00	4856.51 0.00	0.00 4856.51
P1900007-02	0140400000	24650		1435 03/21/19	ROGUE WAVE SOFTWARE ZEND SERVER DEVELOPER EDI	0.00 0.00	476.28 0.00	0.00 476.28
P1900029-04	0150570312	25600		1397 07/02/19	JOURNEYED.COM INC. SHIPPING	0.00 0.00	23.50 0.00	0.00 23.50
TOTAL REPORT						0.00 0.00	5435.94 0.00	0.00 5435.94

EFINANCE - POWERSCHOOL
 DATE: 09/11/2019
 TIME: 13:51:20

ESU COORDINATING COUNCIL
 SUMMARY EXPENDITURE COMPARISON REPORT

PAGE NUMBER: 1
 EXPCOM31

SELECTION CRITERIA: ALL
 ACCOUNTING PERIOD: 12/19

Fund - 01 - GENERAL FUND

TITLE	CURRENT YEAR				PRIOR YEAR			
	BUDGET	EXPENDITURES	BALANCE	%	BUDGET	EXPENDITURES	BALANCE	%
TOTAL ESUCC/ADM	291,561.00	265,204.96	26,356.04	90.96	296,971.00	302,247.95	-5,276.95	101.78
TOTAL GENERAL	.00	.00	.00	.00	.00	.00	.00	.00
TOTAL COOP	1,648,873.00	993,589.09	655,283.91	60.26	448,871.00	434,714.30	14,156.70	96.85
TOTAL SRS	436,850.00	417,985.83	18,864.17	95.68	419,976.00	428,483.18	-8,507.18	102.03
TOTAL PROF DEV	2,191,484.00	909,274.83	1,282,209.17	41.49	2,129,185.00	815,566.47	1,313,618.53	38.30
TOTAL BLENDED	628,498.00	503,153.30	125,344.70	80.06	521,037.00	391,666.34	129,370.66	75.17
TOTAL FLOW THROUGH	130,000.00	.00	130,000.00	.00	1,095,000.00	371,705.31	723,294.69	33.95
TOTAL GENERAL FUND	5,327,266.00	3,089,208.01	2,238,057.99	57.99	4,911,040.00	2,744,383.55	2,166,656.45	55.88
TOTAL REPORT	5,327,266.00	3,089,208.01	2,238,057.99	57.99	4,911,040.00	2,744,383.55	2,166,656.45	55.88

SUNGARD PENTAMATION, INC.
 DATE: 09/03/2019
 TIME: 08:23:56

ESU COORDINATING COUNCIL
 INVOICE SHORT LISTING

PAGE NUMBER: 1
 MODULE: mrinvlpr

SELECTION CRITERIA: cmropenitem.total_due>0.0

INV DATE	INVOICE NO	CUSTOMER #	CUSTOMER NAME	ORIG INVOICE	INVOICE ADJT	----PAYMENTS	PAYMENT ADJT	-WRITTEN OFF	---TOTAL DUE	
10/29/2015	ADMN000006	ESU06	EDUCATIONAL SERVIC	1,641.18	.00	.00	.00	.00	1,641.18	
10/12/2016	ADMN000026	ESU06	EDUCATIONAL SERVIC	1,629.41	.00	.00	.00	.00	1,629.41	
10/17/2017	ADMN000044	ESU06	EDUCATIONAL SERVIC	1,629.41	.00	.00	.00	.00	1,629.41	
11/05/2018	ADMN000072	ESU06	EDUCATIONAL SERVIC	1,629.41	.00	.00	.00	.00	1,629.41	
05/14/2019	AEPA000925	LINCOLN	LINCOLN PUBLIC SCH	26,650.00	.00	.00	.00	.00	26,650.00	
06/12/2019	AEPA000942	BENNINGTON	BENNINGTON PUBLIC	707.00	.00	.00	.00	.00	707.00	
06/12/2019	AEPA000946	BRUNINGDAV	BRUNING-DAVENPORT	660.00	.00	.00	.00	.00	660.00	
06/12/2019	AEPA000972	ELMWOODMUR	ELMWOOD-MURDOCK PU	351.00	.00	.00	.00	.00	351.00	
06/12/2019	AEPA001023	MILLARD	MILLARD PUBLIC SCH	10,321.00	.00	-7,777.00	.00	.00	2,544.00	
06/12/2019	AEPA001034	ESU19	EDUCATIONAL SERVIC	351.00	.00	.00	.00	.00	351.00	
06/26/2019	AEPA001080	BRUNINGDAV	BRUNING-DAVENPORT	112.10	.00	.00	.00	.00	112.10	
06/26/2019	AEPA001110	GERING	GERING PUBLIC SCHO	1,020.70	.00	-696.20	.00	.00	324.50	
06/26/2019	AEPA001115	MINATARE	MINATARE PUBIC SCH	118.00	.00	.00	.00	.00	118.00	
06/26/2019	AEPA001142	BENNINGTON	BENNINGTON PUBLIC	2,565.87	.00	.00	.00	.00	2,565.87	
06/26/2019	AEPA001144	DCWEST	DC WEST COMMUNITY	442.50	.00	.00	.00	.00	442.50	
06/26/2019	AEPA001146	ELMWOODMUR	ELMWOOD-MURDOCK PU	501.50	.00	.00	.00	.00	501.50	
06/26/2019	AEPA001158	NORRIS	NORRIS SCHOOL DIST	1,534.00	.00	.00	.00	.00	1,534.00	
06/27/2019	AEPA001186	CONCLUTHOM	CONCORDIA LUTHERAN	350.00	.00	.00	.00	.00	350.00	
06/27/2019	AEPA001193	KEARNEY	KEARNEY PUBLIC SCH	25,950.00	.00	.00	.00	.00	25,950.00	
06/27/2019	AEPA001197	SUTTON	SUTTON PUBLIC SCHO	4,810.00	.00	.00	.00	.00	4,810.00	
07/16/2019	AEPA001204	BRUNINGDAV	BRUNING-DAVENPORT	367.50	.00	.00	.00	.00	367.50	
07/16/2019	AEPA001207	COZAD	COZAD COMMUNITY SC	1,225.00	.00	.00	.00	.00	1,225.00	
07/16/2019	AEPA001212	ESU19	EDUCATIONAL SERVIC	102,597.25	.00	.00	.00	.00	102,597.25	
07/16/2019	AEPA001213	ELKHORN	ELKHORN PUBLIC SCH	9,275.00	.00	.00	.00	.00	9,275.00	
07/16/2019	AEPA001219	HUMPHREYST	HUMPHREY ST FRANCI	160.00	.00	.00	.00	.00	160.00	
08/23/2019	AEPA001243	BRIDGEPORT	BRIDGEPORT PUBLIC	3,612.50	.00	.00	.00	.00	3,612.50	
08/23/2019	AEPA001244	CENTRALVAL	CENTRAL VALLEY PUB	542.50	.00	.00	.00	.00	542.50	
02/19/2019	COOP001139	VIRCO	VIRCO INC	132.19	.00	.00	.00	.00	132.19	
05/24/2019	COOP001142	ACCO	ACCO BRANDS / GBC	1,557.44	.00	.00	.00	.00	1,557.44	
05/24/2019	COOP001144	BLICK	BLICK ART MATERIAL	3,434.81	.00	.00	.00	.00	3,434.81	
05/24/2019	COOP001155	NATART	NATIONAL ART & SCH	17,672.10	.00	.00	.00	.00	17,672.10	
05/24/2019	COOP001157	PYRAMID	PYRAMID SCHOOL PRO	29,323.42	.00	.00	.00	.00	29,323.42	
05/24/2019	COOP001158	RAPIDSWHOL	RAPIDS WHOLESALE	1,117.92	.00	.00	.00	.00	1,117.92	
05/24/2019	COOP001160	S&S	S&S WORLDWIDE	1,218.54	.00	.00	.00	.00	1,218.54	
05/24/2019	COOP001164	STAPLES	STAPLES INC	9,872.37	.00	.00	.00	.00	9,872.37	
05/24/2019	COOP001166	VIRCO	VIRCO INC	5,225.55	.00	.00	.00	.00	5,225.55	
05/22/2019	CRIS000556	GRANDISLAN	GRAND ISLAND PUBLI	705.00	.00	.00	.00	.00	705.00	
05/24/2019	CRIS000575	NDE	NEBRASKA DEPT OF E	19,540.00	-1,040.00	.00	.00	.00	18,500.00	
06/13/2019	CRIS000577	LEXINGTON	LEXINGTON PUBLIC S	85.00	.00	.00	.00	.00	85.00	
07/16/2019	CRIS000580	ESU05	EDUCATIONAL SERVIC	600.00	.00	.00	.00	.00	600.00	
07/16/2019	CRIS000589	NORFOLK	NORFOLK PUBLIC SCH	610.00	.00	.00	.00	.00	610.00	
07/17/2019	CRIS000595	NDE	NEBRASKA DEPT OF E	14,800.00	.00	.00	.00	.00	14,800.00	
10/26/2015	IMAT000076	ESU06	EDUCATIONAL SERVIC	5,400.00	.00	.00	.00	.00	5,400.00	
10/12/2016	IMAT000125	ESU06	EDUCATIONAL SERVIC	5,400.00	.00	.00	.00	.00	5,400.00	
10/17/2017	IMAT000175	ESU06	EDUCATIONAL SERVIC	5,400.00	.00	.00	.00	.00	5,400.00	
11/05/2018	IMAT000236	ESU06	EDUCATIONAL SERVIC	5,400.00	.00	.00	.00	.00	5,400.00	
07/17/2019	IMAT000239	ESU01	EDUCATIONAL SERVIC	873.31	.00	.00	.00	.00	873.31	
07/17/2019	IMAT000250	ESU13	EDUCATIONAL SERVIC	873.31	.00	.00	.00	.00	873.31	
05/23/2019	PDO0000776	NDE	NEBRASKA DEPT OF E	900.00	-120.00	-20.00	.00	.00	760.00	
05/23/2019	PDO0000777	OCIO	OCIO	40.00	.00	.00	.00	.00	40.00	
TOTAL REPORT:				50	330,934.79	-1,160.00	-8,493.20	.00	.00	321,281.59

EFINANCE - POWERSCHOOL
 DATE: 09/11/2019
 TIME: 13:51:48

ESU COORDINATING COUNCIL
 SUMMARY REVENUE COMPARISON REPORT

PAGE NUMBER: 1
 REVCOM31

SELECTION CRITERIA: ALL
 ACCOUNTING PERIOD: 12/19

Fund - 01 - GENERAL FUND

		CURRENT YEAR				PRIOR YEAR			
TITLE	BUDGET	REVENUE	BALANCE	%	BUDGET	REVENUE	BALANCE	%	
TOTAL ESUCC/ADM	280,953.00	303,551.07	-22,598.07	108.04	296,971.00	305,601.24	-8,630.24	102.91	
TOTAL COOP	1,608,300.00	843,201.43	765,098.57	52.43	375,000.00	762,899.03	-387,899.03	203.44	
TOTAL SRS	436,850.00	508,791.09	-71,941.09	116.47	419,976.00	476,375.00	-56,399.00	113.43	
TOTAL PROF DEV	2,191,481.00	680,679.29	1,510,801.71	31.06	2,129,185.00	838,887.81	1,290,297.19	39.40	
TOTAL BLENDED	619,788.00	503,359.94	116,428.06	81.21	521,037.00	406,567.50	114,469.50	78.03	
TOTAL FLOW THROUGH	130,000.00	40.00	129,960.00	.03	1,095,000.00	36,673.11	1,058,326.89	3.35	
TOTAL MISC CASH BROUGHT FW	59,894.00	.00	59,894.00	.00	73,871.00	.00	73,871.00	.00	
TOTAL GENERAL FUND	5,327,266.00	2,839,622.82	2,487,643.18	53.30	4,911,040.00	2,827,003.69	2,084,036.31	57.56	
TOTAL REPORT	5,327,266.00	2,839,622.82	2,487,643.18	53.30	4,911,040.00	2,827,003.69	2,084,036.31	57.56	

EFINANCE - POWERSCHOOL
DATE: 09/11/2019
TIME: 13:50:54

ESU COORDINATING COUNCIL
REVENUE TRANSACTION ANALYSIS

PAGE NUMBER: 1
AUDIT31

SELECTION CRITERIA: transact.yr='19' and transact.period='12'
ACCOUNTING PERIOD: 1/20

FUND - 01 - GENERAL FUND
ORG UNIT - 0110100000 - GENERAL ESUCC/ADM

ACCOUNT	DATE	T/C	RECEIVE REFERENCE	PAYER/VENDOR	BUDGET	RECEIPTS	RECEIVABLES DESCRIPTION
11410	INTEREST						
12/19	08/31/19	19	BANKREC			1,825.52	RECONCILIATION INTEREST
TOTAL	INTEREST				.00	1,825.52	.00
TOTAL	GENERAL ESUCC/ADM				.00	1,825.52	.00

EFINANCE - POWERSCHOOL
DATE: 09/11/2019
TIME: 13:50:54

ESU COORDINATING COUNCIL
REVENUE TRANSACTION ANALYSIS

PAGE NUMBER: 2
AUDIT31

SELECTION CRITERIA: transact.yr='19' and transact.period='12'
ACCOUNTING PERIOD: 1/20

FUND - 01 - GENERAL FUND
ORG UNIT - 0130332200 - COOP ANNUAL BUY ESU

ACCOUNT	DATE	T/C	RECEIVE	REFERENCE	PAYER/VENDOR	BUDGET	RECEIPTS	RECEIVABLES	DESCRIPTION
11990			INVOICED	REVENUE					
	12/19	08/21/19	19	122			1,269.25		RECEIVABLE-RC- 080119PQ
	12/19	08/21/19	19	125			19,308.75		RECEIVABLE-RC- 081519PQ
TOTAL			INVOICED	REVENUE		.00	20,578.00	.00	
TOTAL			COOP ANNUAL	BUY ESU		.00	20,578.00	.00	

EFINANCE - POWERSCHOOL
DATE: 09/11/2019
TIME: 13:50:54

ESU COORDINATING COUNCIL
REVENUE TRANSACTION ANALYSIS

PAGE NUMBER: 3
AUDIT31

SELECTION CRITERIA: transact.yr='19' and transact.period='12'
ACCOUNTING PERIOD: 1/20

FUND - 01 - GENERAL FUND
ORG UNIT - 0130333000 - COOP PRIMEVEND BUY GEN

ACCOUNT	DATE	T/C	RECEIVE REFERENCE	PAYER/VENDOR	BUDGET	RECEIPTS	RECEIVABLES DESCRIPTION
12400	ADMIN FEES						
	12/19	08/21/19	24			13.47	.00 COOP SYSCO ADMIN FEE
	12/19	08/21/19	24			607.91	.00 COOP SYSCO ADMIN FEE
	12/19	08/22/19	24			2,823.93	.00 COOP INTERNLN ADMIN FEE
TOTAL	ADMIN FEES				.00	3,445.31	.00
TOTAL	COOP PRIMEVEND BUY GEN				.00	3,445.31	.00

EFINANCE - POWERSCHOOL
 DATE: 09/11/2019
 TIME: 13:50:54

ESU COORDINATING COUNCIL
 REVENUE TRANSACTION ANALYSIS

PAGE NUMBER: 4
 AUDIT31

SELECTION CRITERIA: transact.yr='19' and transact.period='12'
 ACCOUNTING PERIOD: 1/20

FUND - 01 - GENERAL FUND
 ORG UNIT - 0130334000 - COOP AEPA/SPEC BUY GEN

ACCOUNT	DATE	T/C	RECEIVE REFERENCE	PAYER/VENDOR	BUDGET	RECEIPTS	RECEIVABLES DESCRIPTION
12400	ADMIN FEES						
	12/19	08/21/19	24			6,340.43	.00 COOP JOURNEY ED ADMIN FEE
	12/19	08/21/19	24			47.34	.00 COOP HAND2MIND ADMIN FEE
	12/19	08/21/19	24			7,190.87	.00 COOP CDWG ADMIN FEE
	12/19	08/21/19	24			2,172.40	.00 COOP SCHOOLOGY ADMIN FEE
	12/19	08/21/19	24			3,009.38	.00 COOP QUILL ADMIN FEE
TOTAL	ADMIN FEES				.00	18,760.42	.00
TOTAL	COOP AEPA/SPEC BUY GEN				.00	18,760.42	.00

EFINANCE - POWERSCHOOL
 DATE: 09/11/2019
 TIME: 13:50:54

ESU COORDINATING COUNCIL
 REVENUE TRANSACTION ANALYSIS

PAGE NUMBER: 5
 AUDIT31

SELECTION CRITERIA: transact.yr='19' and transact.period='12'
 ACCOUNTING PERIOD: 1/20

FUND - 01 - GENERAL FUND
 ORG UNIT - 0130334200 - COOP AEPA/SPEC BUY ESU

ACCOUNT	DATE	T/C	RECEIVE	REFERENCE	PAYER/VENDOR	BUDGET	RECEIPTS	RECEIVABLES DESCRIPTION
11990			INVOICED	REVENUE				
	12/19	08/21/19	19	124			906.75	RECEIVABLE-RC- 080819PQ
	12/19	08/21/19	19	126			43.75	RECEIVABLE-RC- 081519PQ
	12/19	08/21/19	19	125			32,521.11	RECEIVABLE-RC- 081519PQ
	12/19	08/22/19	24				758.50	.00 COOP SECURLY - RIVERSIDE
	12/19	08/22/19	19	127			21,309.96	RECEIVABLE-RC- 081919PQ
	12/19	08/22/19	19	130			1,011.20	RECEIVABLE-RC- 082119PQ
	12/19	08/22/19	19	128			2,950.00	RECEIVABLE-RC- 081919PQ
	12/19	08/23/19	19	131			8,649.36	RECEIVABLE-RC- 082319PQ
	12/19	08/26/19	19	135			1,575.00	RECEIVABLE-RC- 082619PQ
TOTAL			INVOICED	REVENUE		.00	69,725.63	.00
TOTAL			COOP AEPA/SPEC	BUY ESU		.00	69,725.63	.00

EFINANCE - POWERSCHOOL
 DATE: 09/11/2019
 TIME: 13:50:54

ESU COORDINATING COUNCIL
 REVENUE TRANSACTION ANALYSIS

PAGE NUMBER: 6
 AUDIT31

SELECTION CRITERIA: transact.yr='19' and transact.period='12'
 ACCOUNTING PERIOD: 1/20

FUND - 01 - GENERAL FUND
 ORG UNIT - 0150560200 - PROF DEV CRISIS ESU

ACCOUNT	DATE	T/C	RECEIVE	REFERENCE	PAYER/VENDOR	BUDGET	RECEIPTS	RECEIVABLES DESCRIPTION
11990	INVOICED		REVENUE					
12/19	08/21/19	19		123			300.00	RECEIVABLE-RC- 080719PQ
12/19	08/21/19	19		124			150.00	RECEIVABLE-RC- 080819PQ
12/19	08/21/19	19		125			1,050.00	RECEIVABLE-RC- 081519PQ
12/19	08/22/19	19		130			150.00	RECEIVABLE-RC- 082119PQ
12/19	08/22/19	19		127			1,730.00	RECEIVABLE-RC- 081919PQ
12/19	08/23/19	19		131			750.00	RECEIVABLE-RC- 082319PQ
12/19	08/29/19	19		136			85.00	RECEIVABLE-RC- 082919PQ
TOTAL	INVOICED		REVENUE			.00	4,215.00	.00
TOTAL	PROF DEV		CRISIS	ESU		.00	4,215.00	.00

EFINANCE - POWERSCHOOL
 DATE: 09/11/2019
 TIME: 13:50:54

ESU COORDINATING COUNCIL
 REVENUE TRANSACTION ANALYSIS

PAGE NUMBER: 7
 AUDIT31

SELECTION CRITERIA: transact.yr='19' and transact.period='12'
 ACCOUNTING PERIOD: 1/20

FUND - 01 - GENERAL FUND
 ORG UNIT - 0160600200 - BLENDED IMAT ESU

ACCOUNT	DATE	T/C	RECEIVE	REFERENCE	PAYER/VENDOR	BUDGET	RECEIPTS	RECEIVABLES	DESCRIPTION
11990			INVOICED						
	12/19	08/21/19	19	125			7,346.62		
	12/19	08/22/19	19	129			873.31		RECEIVABLE-RC- 081519PQ
	12/19	08/22/19	19	128			873.31		RECEIVABLE-RC- 082019PQ
	12/19	08/22/19	19	130			873.31		RECEIVABLE-RC- 081919PQ
	12/19	08/22/19	19	127			1,746.62		RECEIVABLE-RC- 082119PQ
	12/19	08/23/19	19	131			6,113.17		RECEIVABLE-RC- 081919PQ
	12/19	08/23/19	19	132			873.31		RECEIVABLE-RC- 082319PQ
TOTAL			INVOICED	REVENUE		.00	18,699.65	.00	
TOTAL			BLENDED	IMAT	ESU	.00	18,699.65	.00	
TOTAL			GENERAL	FUND		.00	137,249.53	.00	
TOTAL			REPORT			.00	137,249.53	.00	

EFINANCE - POWERSCHOOL
 DATE: 09/30/2019
 TIME: 08:02:09

ESU COORDINATING COUNCIL
 CHECK REGISTER - BY FUND

PAGE NUMBER: 1
 ACCTPA21

SELECTION CRITERIA: transact.yr='20' and transact.period='2'
 ACCOUNTING PERIOD: 1/20

FUND - 01 - GENERAL FUND

CASH ACCT	CHECK NO	ISSUE DT	VENDOR	NAME	ORG UNIT	ACCNT	----DESCRIPTION----	SALES TAX	AMOUNT
09000	14786	10/03/19	1064	ESU 17	01202320100	20110	ADMIN EXEC DIR SALA	0.00	7,794.19
09000	14786	10/03/19	1064	ESU 17	01202320100	20230	ADMIN EXEC DIR RETI	0.00	769.89
09000	14786	10/03/19	1064	ESU 17	01202320100	20270	ADMIN EXEC DIR WORK	0.00	46.76
09000	14786	10/03/19	1064	ESU 17	01202800100	20110	ADMIN STAFF SALARIE	0.00	4,518.22
09000	14786	10/03/19	1064	ESU 17	01202800100	20220	ADMIN STAFF SS/MEDI	0.00	289.32
09000	14786	10/03/19	1064	ESU 17	01202800100	20230	ADMIN STAFF RETIREM	0.00	446.30
09000	14786	10/03/19	1064	ESU 17	01202800100	20270	ADMIN STAFF WORK CO	0.00	27.09
09000	14786	10/03/19	1064	ESU 17	01202510100	20315	ADMIN FISCAL AGENT	0.00	206.00
09000	14786	10/03/19	1064	ESU 17	01202320300	20110	COOP EXEC DIR SALAR	0.00	803.53
09000	14786	10/03/19	1064	ESU 17	01202320300	20220	COOP EXEC DIR SS/ME	0.00	51.73
09000	14786	10/03/19	1064	ESU 17	01202320300	20230	COOP EXEC DIR RETIR	0.00	79.37
09000	14786	10/03/19	1064	ESU 17	01202320300	20270	COOP EXEC DIR WORK	0.00	4.82
09000	14786	10/03/19	1064	ESU 17	01202800300	20110	COOP STAFF SALARIES	0.00	19,080.73
09000	14786	10/03/19	1064	ESU 17	01202800300	20220	COOP STAFF SS/MEDIC	0.00	1,146.60
09000	14786	10/03/19	1064	ESU 17	01202800300	20230	COOP STAFF RETIREME	0.00	1,884.75
09000	14786	10/03/19	1064	ESU 17	01202800300	20270	COOP STAFF WORK COM	0.00	114.51
09000	14786	10/03/19	1064	ESU 17	01202610300	20440	COOP RENT AINSWORTH	0.00	608.00
09000	14786	10/03/19	1064	ESU 17	01202580300	20530	COOP PHONE AINSWORT	0.00	84.00
09000	14786	10/03/19	1064	ESU 17	01202530300	20550	COOP COPIER/PRINTIN	0.00	17.50
09000	14786	10/03/19	1064	ESU 17	01202320100	20220	ADMIN EXEC DIR SS/M	0.00	501.81
09000	14786	10/03/19	1064	ESU 17	01202610300	20520	COOP BOND/INSURANCE	0.00	32.00
09000	14786	10/03/19	1064	ESU 17	01202320620	20110	DEC EXEC DIR SALARY	0.00	5,624.68
09000	14786	10/03/19	1064	ESU 17	01202320620	20220	DEC EXEC DIR SS/MED	0.00	362.13
09000	14786	10/03/19	1064	ESU 17	01202320620	20230	DEC EXEC DIR RETIRE	0.00	555.59
09000	14786	10/03/19	1064	ESU 17	01202320620	20270	DEC EXEC DIR WORK C	0.00	33.75
09000	14786	10/03/19	1064	ESU 17	01202580620	20110	DEC TECH SALARIES	0.00	5,766.78
09000	14786	10/03/19	1064	ESU 17	01202580620	20220	DEC TECH SS/MEDICAR	0.00	432.55
09000	14786	10/03/19	1064	ESU 17	01202580620	20230	DEC TECH RETIREMENT	0.00	569.63
09000	14786	10/03/19	1064	ESU 17	01202580620	20270	DEC TECH WORK COMP	0.00	34.59
09000	14786	10/03/19	1064	ESU 17	01202580620	20290	DEC TECH WAGE WORKS	0.00	3.50
09000	14786	10/03/19	1064	ESU 17	01202800620	20110	DEC TECH STAFF SALA	0.00	10,251.75
09000	14786	10/03/19	1064	ESU 17	01202800620	20220	DEC TECH STAFF SS/M	0.00	673.09
09000	14786	10/03/19	1064	ESU 17	01202800620	20230	DEC TECH STAFF RETI	0.00	1,012.65
09000	14786	10/03/19	1064	ESU 17	01202800620	20270	DEC TECH STAFF WORK	0.00	61.47
09000	14786	10/03/19	1064	ESU 17	01202320600	20110	IMAT EXEC DIR SALAR	0.00	964.23
09000	14786	10/03/19	1064	ESU 17	01202320600	20220	IMAT EXEC DIR SS/ME	0.00	62.08
09000	14786	10/03/19	1064	ESU 17	01202320600	20230	IMAT EXEC DIR RETIR	0.00	95.24
09000	14786	10/03/19	1064	ESU 17	01202320600	20270	IMAT EXEC DIR WORK	0.00	5.79
09000	14786	10/03/19	1064	ESU 17	01202800600	20110	IMAT STAFF SALARIES	0.00	5,707.88
09000	14786	10/03/19	1064	ESU 17	01202800600	20230	IMAT STAFF RETIREME	0.00	563.81
09000	14786	10/03/19	1064	ESU 17	01202800600	20270	IMAT STAFF WORK COM	0.00	34.23
09000	14786	10/03/19	1064	ESU 17	01202320400	20110	SRS EXEC DIR SALARY	0.00	883.88
09000	14786	10/03/19	1064	ESU 17	01202320400	20220	SRS EXEC DIR SS/MED	0.00	56.91
09000	14786	10/03/19	1064	ESU 17	01202320400	20230	SRS EXEC DIR RETIRE	0.00	87.31
09000	14786	10/03/19	1064	ESU 17	01202320400	20270	SRS EXEC DIR WORK C	0.00	5.30
09000	14786	10/03/19	1064	ESU 17	01202580400	20110	SRS TECH SALARIES	0.00	17,965.61
09000	14786	10/03/19	1064	ESU 17	01202580400	20220	SRS TECH SS/MEDICAR	0.00	1,235.10
09000	14786	10/03/19	1064	ESU 17	01202580400	20230	SRS TECH RETIREMENT	0.00	1,774.61
09000	14786	10/03/19	1064	ESU 17	01202580400	20270	SRS TECH WORK COMP	0.00	107.76
09000	14786	10/03/19	1064	ESU 17	01202580400	20290	SRS TECH WAGE WORKS	0.00	10.50
09000	14786	10/03/19	1064	ESU 17	01202800400	20110	SRS STAFF SALARIES	0.00	12,528.37
09000	14786	10/03/19	1064	ESU 17	01202800400	20220	SRS STAFF SS/MEDICA	0.00	890.06

EFINANCE - POWERSCHOOL
 DATE: 09/30/2019
 TIME: 08:02:09

ESU COORDINATING COUNCIL
 CHECK REGISTER - BY FUND

PAGE NUMBER: 2
 ACCTPA21

SELECTION CRITERIA: transact.yr='20' and transact.period='2'
 ACCOUNTING PERIOD: 1/20

FUND - 01 - GENERAL FUND

CASH ACCT	CHECK NO	ISSUE DT	VENDOR	NAME	ORG UNIT	ACCNT	----DESCRIPTION----	SALES TAX	AMOUNT
09000	14786	10/03/19	1064	ESU 17	01202800400	20230	SRS STAFF RETIREMEN	0.00	1,237.53
09000	14786	10/03/19	1064	ESU 17	01202800400	20270	SRS STAFF WORK COMP	0.00	84.74
09000	14786	10/03/19	1064	ESU 17	01202800500	20110	PDO STAFF SALARIES	0.00	603.14
09000	14786	10/03/19	1064	ESU 17	01202800500	20220	PDO STAFF SS/MEDICA	0.00	40.36
09000	14786	10/03/19	1064	ESU 17	01202800500	20230	PDO STAFF RETIREMEN	0.00	59.58
09000	14786	10/03/19	1064	ESU 17	01202800500	20270	PDO WORK COMP	0.00	3.62
09000	14786	10/03/19	1064	ESU 17	01202800600	20220	IMAT STAFF SS/MEDIC	0.00	402.83
TOTAL CHECK								0.00	109,299.75
09000	14787	10/03/19	1247	KSB SCHOOL LAW	01202330100	20317	ADMIN LEGAL SERVICE	0.00	176.09
09000	14787	10/03/19	1247	KSB SCHOOL LAW	01202330300	20317	COOP LEGAL SERVICES	0.00	176.09
09000	14787	10/03/19	1247	KSB SCHOOL LAW	01202330400	20317	SRS LEGAL SERVICES	0.00	28.66
09000	14787	10/03/19	1247	KSB SCHOOL LAW	01202330300	20317	IMAT LEGAL SERVICES	0.00	14.33
09000	14787	10/03/19	1247	KSB SCHOOL LAW	01202330620	20317	DEC LEGAL SERVICES	0.00	14.33
09000	14787	10/03/19	1247	KSB SCHOOL LAW	01203575570	20320	INNOV LEGAL SERVICE	0.00	63.00
TOTAL CHECK								0.00	472.50
09000	14788	10/03/19	1042	NE COUNCIL OF SCHOO	01202310100	20810	ADMIN NCSA SPONSOR	0.00	6,000.00
09000	14789	10/03/19	1049	TOTALFUNDS	01202560300	20531	COOP POSTAGE	0.00	4.71
09000	14790	10/03/19	1196	MAILFINANCE	01202560300	20531	COOP POSTAGE METER	0.00	143.70
09000	14791	10/03/19	1431	UNL ITS COMMUNICATI	01202580300	20530	COOP DATA CENTER SP	0.00	62.80
09000	14791	10/03/19	1431	UNL ITS COMMUNICATI	01202580400	20530	SRS DATA CENTER SPA	0.00	376.80
09000	14791	10/03/19	1431	UNL ITS COMMUNICATI	01202580600	20530	IMAT DATA CENTER SP	0.00	100.48
09000	14791	10/03/19	1431	UNL ITS COMMUNICATI	01202580620	20530	DEC DATA CENTER SPA	0.00	87.92
TOTAL CHECK								0.00	628.00
09000	14792	10/03/19	1050	BISHOP BUSINESS	01202530100	20550	ADMIN PRINTING EXP	0.00	130.87
09000	14792	10/03/19	1050	BISHOP BUSINESS	01202530400	20550	SRS PRINTING EXP	0.00	43.63
TOTAL CHECK								0.00	174.50
09000	14793	10/03/19	1098	AESA	01202800300	20580	COOP TRVL AEPA MTG	0.00	400.00
09000	14794	10/03/19	1339	NEBRASKA NOTARY ASS	01202310100	20810	ADMIN NOTARY FEE	0.00	156.18
09000	14795	10/03/19	1065	OMAHA WORLD HERALD	01202310100	20540	ADMIN BUDGET NOTICE	0.00	523.52
09000	14796	10/03/19	1057	ESU 3	01202580100	20530	ADMIN PHONE OMAHA	0.00	100.00
09000	14796	10/03/19	1057	ESU 3	01202580400	20530	SRS PHONE OMAHA	0.00	150.00
09000	14796	10/03/19	1057	ESU 3	01202580620	20530	DEC PHONE OMAHA	0.00	50.00
09000	14796	10/03/19	1057	ESU 3	01202610100	20440	ADMIN RENT OMAHA	0.00	230.11
09000	14796	10/03/19	1057	ESU 3	01202610300	20440	COOP RENT OMAHA	0.00	75.66
09000	14796	10/03/19	1057	ESU 3	01202610400	20440	SRS RENT OMAHA	0.00	657.14
09000	14796	10/03/19	1057	ESU 3	01202610600	20440	IMAT RENT OMAHA	0.00	96.39
09000	14796	10/03/19	1057	ESU 3	01202610620	20440	DEC RENT OMAHA	0.00	184.50
09000	14796	10/03/19	1057	ESU 3	01202580100	20530	ADMIN PHONE OMAHA	0.00	53.28
09000	14796	10/03/19	1057	ESU 3	01202580620	20530	DEC PHONE OMAHA	0.00	26.64
09000	14796	10/03/19	1057	ESU 3	01202580400	20530	SRS PHONE OMAHA	0.00	79.92
09000	14796	10/03/19	1057	ESU 3	01202560100	20531	ADMIN POSTAGE OMAHA	0.00	19.40
09000	14796	10/03/19	1057	ESU 3	01202520500	20610	PD SUPPLIES/COPIES	0.00	13.90

EFINANCE - POWERSCHOOL
 DATE: 09/30/2019
 TIME: 08:02:09

ESU COORDINATING COUNCIL
 CHECK REGISTER - BY FUND

PAGE NUMBER: 3
 ACCTPA21

SELECTION CRITERIA: transact.yr='20' and transact.period='2'
 ACCOUNTING PERIOD: 1/20

FUND - 01 - GENERAL FUND

CASH ACCT	CHECK NO	ISSUE DT	VENDOR	NAME	ORG UNIT	ACCNT	----DESCRIPTION----	SALES TAX	AMOUNT
TOTAL CHECK								0.00	1,736.94
09000	14797	10/03/19	1151	ESU 7	01202530620	20550	DEC PRINTING/COPIES	0.00	20.48
09000	14798	10/03/19	1067	ESU 10	01202580100	20320	ADMIN CONT SERV, WE	0.00	200.00
09000	14798	10/03/19	1067	ESU 10	01202580620	20320	DEC CONT SERV, NVIS	0.00	1,500.00
09000	14798	10/03/19	1067	ESU 10	01202580500	20320	PD CONT SERV, WEBSI	0.00	1,500.00
09000	14798	10/03/19	1067	ESU 10	01203575570	20320	INNOV CONT SER, SIM	0.00	1,500.00
TOTAL CHECK								0.00	4,700.00
09000	14799	10/03/19	1108	ESU 11	01202610300	20440	COOP RENT HOLDREGE	0.00	768.00
09000	14799	10/03/19	1108	ESU 11	01202520300	20610	COOP SUPPLIES	0.00	1.84
TOTAL CHECK								0.00	769.84
09000	14800	10/03/19	1198	COMFORT INN	01202320100	20580	ADMIN EXEC DIR TRAV	0.00	99.95
09000	14800	10/03/19	1198	COMFORT INN	01202800100	20580	ADMIN STAFF TRAVEL/	0.00	99.95
TOTAL CHECK								0.00	199.90
09000	14801	10/03/19	1447	COMFORT SUITES-LA V	01202800620	20580	DEC STAFF TRAVEL/LO	0.00	178.00
09000	14801	10/03/19	1447	COMFORT SUITES-LA V	01202800600	20580	IMAT STAFF TRAVEL/L	0.00	89.00
TOTAL CHECK								0.00	267.00
09000	14802	10/03/19	1387	COMFORT INN SUITES	01202800620	20580	DEC STAFF TRAVEL/LO	0.00	94.00
09000	14803	10/03/19	1462	HOLIDAY INN EXPRESS	01202800400	20580	SRS STAFF TRAVEL/LO	0.00	94.00
09000	14804	10/03/19	1085	HOLIDAY INN EXPRESS	01202800400	20580	SRS STAFF TRAVEL/LO	0.00	94.00
09000	14805	10/03/19	1083	HOLIDAY INN EXPRESS	01202800400	20580	SRS STAFF TRAVEL/LO	0.00	94.00
09000	14806	10/03/19	1503	KRAIG LOFQUIST	01202320100	20333	ADMIN EXEC DIR MILE	0.00	276.96
09000	14807	10/03/19	1061	DEB HERICKS	01202800100	20333	ADMIN STAFF MILEAGE	0.00	215.76
09000	14807	10/03/19	1061	DEB HERICKS	01202800100	20580	ADMIN STAFF TRAVEL/	0.00	35.27
TOTAL CHECK								0.00	251.03
09000	14808	10/03/19	1076	PRISCILLA QUINTANA	01202800100	20333	ADMIN STAFF MILEAGE	0.00	95.12
09000	14808	10/03/19	1076	PRISCILLA QUINTANA	01202800300	20333	COOP STAFF MILEAGE	0.00	95.12
TOTAL CHECK								0.00	190.24
09000	14809	10/03/19	1086	SCOTT ISAACSON	01203575570	20333	INNOV MILEAGE REIMB	0.00	61.48
09000	14810	10/03/19	1314	BETH KABES	01202800620	20333	DEC STAFF MILEAGE R	0.00	92.80
09000	14810	10/03/19	1314	BETH KABES	01202800620	20333	DEC STAFF MILEAGE R	0.00	175.74
09000	14810	10/03/19	1314	BETH KABES	01202800620	20333	DEC STAFF MILEAGE R	0.00	98.60
09000	14810	10/03/19	1314	BETH KABES	01202800620	20333	DEC STAFF MILEAGE R	0.00	75.40
09000	14810	10/03/19	1314	BETH KABES	01202800620	20333	DEC STAFF MILEAGE R	0.00	126.44
09000	14810	10/03/19	1314	BETH KABES	01202800620	20333	DEC STAFF MILEAGE R	0.00	89.32
09000	14810	10/03/19	1314	BETH KABES	01202800620	20333	DEC STAFF MILEAGE R	0.00	106.72
09000	14810	10/03/19	1314	BETH KABES	01202800620	20580	DEC STAFF TRAVEL/ME	0.00	15.94
09000	14810	10/03/19	1314	BETH KABES	01202800620	20333	DEC STAFF MILEAGE R	0.00	72.50
TOTAL CHECK								0.00	853.46

EFINANCE - POWERSCHOOL
 DATE: 09/30/2019
 TIME: 08:02:09

ESU COORDINATING COUNCIL
 CHECK REGISTER - BY FUND

PAGE NUMBER: 4
 ACCTPA21

SELECTION CRITERIA: transact.yr='20' and transact.period='2'
 ACCOUNTING PERIOD: 1/20

FUND - 01 - GENERAL FUND

CASH ACCT	CHECK NO	ISSUE DT	VENDOR	NAME	ORG UNIT	ACCNT	----DESCRIPTION----	SALES TAX	AMOUNT
09000	14811	10/03/19	1429	MATTHEW DOOLEY	01203575570	20320	INNOV CONTRACTED SE	0.00	3,180.00
09000	14812	10/03/19	1441	FORWARD FORCE LLC	01203575570	20320	INNOV CONTRACTED SE	0.00	9,310.60
09000	14813	10/03/19	1442	SECURLY	01202520300	20900	COOP SECURLY ORDERS	0.00	1,756.65
09000	14814	10/03/19	1358	THE MAIN IDEA	01202250520	20640	PDO SDA SUBSCRIPTIO	0.00	750.00
09000	EFT00120	10/03/19	1039	UNION BANK & TRUST	01202320100	20580	ADMIN EXEC DIR TRVL	0.00	12.14
09000	EFT00120	10/03/19	1039	UNION BANK & TRUST	01202320100	20580	ADMIN EXEC DIR TRVL	0.00	10.00
09000	EFT00120	10/03/19	1039	UNION BANK & TRUST	01202520400	20610	SRS SUPPLIES/CORD	0.00	59.98
09000	EFT00120	10/03/19	1039	UNION BANK & TRUST	01202800600	20610	IMAT SUPPLIES/CABLE	0.00	14.99
09000	EFT00120	10/03/19	1039	UNION BANK & TRUST	01202800600	20610	IMAT SUPPLIES/CABLE	0.00	19.00
09000	EFT00120	10/03/19	1039	UNION BANK & TRUST	01202320100	20610	ADMIN SUPPLIES/BOOK	0.00	74.45
09000	EFT00120	10/03/19	1039	UNION BANK & TRUST	01202320100	20580	ADMIN EXEC TRVL/MEA	0.00	24.00
09000	EFT00120	10/03/19	1039	UNION BANK & TRUST	01202800600	20610	IMAT SUPPLIES/CABLE	0.00	15.98
09000	EFT00120	10/03/19	1039	UNION BANK & TRUST	01202310100	20810	ADMIN DUES/FEES, NS	0.00	110.00
09000	EFT00120	10/03/19	1039	UNION BANK & TRUST	01202320100	20580	ADMIN EXEC DIR TRVL	0.00	9.31
09000	EFT00120	10/03/19	1039	UNION BANK & TRUST	01202320100	20580	ADMIN EXEC DIR TRVL	0.00	39.00
09000	EFT00120	10/03/19	1039	UNION BANK & TRUST	01202320100	20580	ADMIN EXEC DIR TRVL	0.00	57.00
09000	EFT00120	10/03/19	1039	UNION BANK & TRUST	01202320100	20580	ADMIN EXEC DIR TRVL	0.00	8.55
09000	EFT00120	10/03/19	1039	UNION BANK & TRUST	01202320100	20580	ADMIN EXEC DIR TRVL	0.00	3.52
09000	EFT00120	10/03/19	1039	UNION BANK & TRUST	01202310100	20810	ADMIN DUES/FEES, NC	0.00	430.00
09000	EFT00120	10/03/19	1039	UNION BANK & TRUST	01202310100	20810	ADMIN DUES/FEES, NC	0.00	996.00
09000	EFT00120	10/03/19	1039	UNION BANK & TRUST	01202320100	20580	ADMIN EXEC DIR TRVL	0.00	1,147.07
09000	EFT00120	10/03/19	1039	UNION BANK & TRUST	01202320100	20580	ADMIN EXEC DIR TRVL	0.00	33.72
09000	EFT00120	10/03/19	1039	UNION BANK & TRUST	01202320100	20610	ADMIN SUPPLIES/INTE	0.00	10.30
09000	EFT00120	10/03/19	1039	UNION BANK & TRUST	01202320100	20580	ADMIN EXEC DIR, MEA	0.00	138.22
09000	EFT00120	10/03/19	1039	UNION BANK & TRUST	01202580400	20320	SRS CONT SERV, GITH	0.00	25.00
09000	EFT00120	10/03/19	1039	UNION BANK & TRUST	01203575570	20580	INNOV TRVL EDFI CON	0.00	500.00
09000	EFT00120	10/03/19	1039	UNION BANK & TRUST	01203575570	20580	INNOV TRVL/FLIGHT,	0.00	741.00
09000	EFT00120	10/03/19	1039	UNION BANK & TRUST	01202580400	20320	SRS CONT SERV, ATLA	0.00	20.60
09000	EFT00120	10/03/19	1039	UNION BANK & TRUST	01202520620	20610	SRS SUPPLIES/INTERE	0.00	2.94
09000	EFT00120	10/03/19	1039	UNION BANK & TRUST	01202800300	20580	COOP TRVL/FLIGHT, A	0.00	548.10
09000	EFT00120	10/03/19	1039	UNION BANK & TRUST	01202320100	20580	ADMIN EXEC DIR TRVL	0.00	26.62
TOTAL CHECK								0.00	5,077.49
TOTAL CASH ACCOUNT								0.00	147,580.93
TOTAL FUND								0.00	147,580.93
TOTAL REPORT								0.00	147,580.93

New Name	Information Services	Education Resources	Legal	Executive
	Technology	PDO/Student Services	Legislative (policies)/ COOP	Executive/Finance
	11:30-1:30 PM Central	1:45-2:45 PM Central	3:00-4:00 PM Central	4:15-5:15 PM Central
Bill Heimann, ESU 1 (2)	X			X Secretary
Ted DeTurk, ESU 2 (2)	X Chair	X		
Dan Schnoes, ESU 3 (2)			X	X President Elect
Gregg Robke, ESU 4 (2)	X		X	
Brenda McNiff, ESU 5 (2)	X	X - possible new Chair		
John Skretta, ESU 6 (1)			X Co-Chair	
Larianne Polk, ESU 7 (2)			X	X President
Corey Dahl, ESU 8 (1)	X			
Drew Harris, ESU 9 (1)		X		
Melissa Wheelock, ESU 10 (2)	X Vice Chair		X	
Greg Barnes, ESU 11 (2)		X	X Co-Chair	
Andrew Dick, ESU 13 (1)			X	
Paul Calvert, ESU 15 (2)			X	X Past President
Deb Paulman, ESU 16 (2)	X	X - Possible V.Chair		
Geraldine Erickson, ESU 17 (2)		X		X Treasurer
Sarah Salem, ESU 18 (1)		X		
Connie Wickham, ESU 19 (2)	X	X		
Membership (28)	8	8	8	5

Nebraska Open Meetings Act

84-1407. Act, how cited. Sections 84-1407 to 84-1414 shall be known and may be cited as the Open Meetings Act.

84-1408. Declaration of intent; meetings open to public. It is hereby declared to be the policy of this state that the formation of public policy is public business and may not be conducted in secret. Every meeting of a public body shall be open to the public in order that citizens may exercise their democratic privilege of attending and speaking at meetings of public bodies, except as otherwise provided by the Constitution of Nebraska, federal statutes, and the Open Meetings Act.

84-1409. Terms, defined. For purposes of the Open Meetings Act, unless the context otherwise requires:

(1)(a) Public body means (i) governing bodies of all political subdivisions of the State of Nebraska, (ii) governing bodies of all agencies, created by the Constitution of Nebraska, statute, or otherwise pursuant to law, of the executive department of the State of Nebraska, (iii) all independent boards, commissions, bureaus, committees, councils, subunits, or any other bodies created by the Constitution of Nebraska, statute, or otherwise pursuant to law, (iv) all study or advisory committees of the executive department of the State of Nebraska whether having continuing existence or appointed as special committees with limited existence, (v) advisory committees of the bodies referred to in subdivisions (i), (ii), and (iii) of this subdivision, and (vi) instrumentalities exercising essentially public functions; and

(b) Public body does not include (i) subcommittees of such bodies unless a quorum of the public body attends a subcommittee meeting or unless such subcommittees are holding hearings, making policy, or taking formal action on behalf of their parent body, except that all meetings of any subcommittee established under section 81-15,175 are subject to the Open Meetings Act, and (ii) entities conducting judicial proceedings unless a court or other judicial body is exercising rulemaking authority, deliberating, or deciding upon the issuance of administrative orders;

(2) Meeting means all regular, special, or called meetings, formal or informal, of any public body for the purposes of briefing, discussion of public business, formation of tentative policy, or the taking of any action of the public body; and

(3) Videoconferencing means conducting a meeting involving participants at two or more locations through the use of audio-video equipment which allows participants at each location to hear and see each meeting participant at each other location, including public input. Interaction between meeting participants shall be possible at all meeting locations.

84-1410. Closed session; when; purpose; reasons listed; procedure; right to challenge; prohibited acts; chance meetings, conventions, or workshops.

(1) Any public body may hold a closed session by the affirmative vote of a majority of its voting members if a closed session is clearly necessary for the protection of the public interest or for the prevention of needless injury to the reputation of an individual and if such individual has not requested a public meeting. The subject matter and the reason necessitating the closed session shall be identified in the motion to close. Closed sessions may be held for, but shall not be limited to, such reasons as: (a) Strategy sessions with respect to collective bargaining, real estate purchases, pending litigation, or litigation which is imminent as evidenced by communication of a claim or threat of litigation to or by the public body; (b) Discussion regarding deployment of security personnel or devices; (c) Investigative proceedings regarding allegations of criminal misconduct; (d) Evaluation of the job performance of a person when necessary to prevent needless injury to the reputation of a person and if such person has not requested a public meeting; (e) For the Community Trust created under section 81-1801.02, discussion regarding the amounts to be paid to individuals who have suffered from a tragedy of violence or natural disaster; or (f) For public hospitals, governing board peer review activities, professional review activities, review and discussion of medical staff investigations or disciplinary actions, and any strategy session concerning transactional negotiations with any referral source that is required by federal law to be conducted at arms length. Nothing in this section shall permit a closed meeting for discussion of the appointment or election of a new member to any public body.

(2) The vote to hold a closed session shall be taken in open session. The entire motion, the vote of each member on the question of holding a closed session, and the time when the closed session commenced and concluded shall be recorded in the minutes. If the motion to close passes, then the presiding officer immediately prior to the closed session shall restate on the record the limitation of the subject matter of the closed session. The public body holding such a closed session shall restrict its consideration of matters during the closed portions to only those purposes set forth in the motion to close as the reason for the closed session. The meeting shall be reconvened in open session before any formal action may be taken. For purposes of this section, formal action shall mean a collective decision or a collective commitment or promise to make a decision on any question, motion, proposal, resolution, order, or ordinance or formation of a position or policy but shall not include negotiating guidance given by members of the public body to legal counsel or other negotiators in closed sessions authorized under subdivision (1)(a) of this section.

(3) Any member of any public body shall have the right to challenge the continuation of a closed session if the member determines that the session has exceeded the reason stated in the original motion to hold a closed session or if the member contends that the closed session is neither clearly necessary for (a) the protection of the public interest or (b) the prevention of needless injury to the reputation of an individual. Such challenge shall be overruled only by a majority vote of the members of the public body. Such challenge and its disposition shall be recorded in the minutes. (4) Nothing in this section shall be construed to require that any meeting be closed to the public. No person or public body shall fail to invite a portion of its members to a meeting, and no public body shall designate itself a subcommittee of the whole body for the purpose of circumventing the Open Meetings Act. No closed session, informal meeting, chance meeting, social gathering, email, fax, or other electronic communication shall be used for the purpose of circumventing the requirements of the act.

(5) The act does not apply to chance meetings or to attendance at or travel to conventions or workshops of members of a public body at which there is no meeting of the body then intentionally convened, if there is no vote or other action taken regarding any matter over which the public body has supervision, control, jurisdiction, or advisory power.

84-1411. Meetings of public body; notice; contents; when available; right to modify; duties concerning notice; videoconferencing or telephone conferencing authorized; emergency meeting without notice; appearance before public body.

(1) Each public body shall give reasonable advance publicized notice of the time and place of each meeting by a method designated by each public body and recorded in its minutes. Such notice shall be transmitted to all members of the public body and to the public. Such notice shall contain an agenda of subjects known at the time of the publicized notice or a statement that the agenda, which shall be kept continually current, shall be readily available for public inspection at the principal office of the public body during normal business hours. Agenda items shall be sufficiently descriptive to give the public reasonable notice of the matters to be considered at the meeting. Except for items of an emergency nature, the agenda shall not be altered later than (a) twenty-four hours before the scheduled commencement of the meeting or (b) forty-eight hours before the scheduled commencement of a meeting of a city council or village board scheduled outside the corporate limits of the municipality. The public body shall have the right to modify the

agenda to include items of an emergency nature only at such public meeting.

(2) A meeting of a state agency, state board, state commission, state council, or state committee, of an advisory committee of any such state entity, of an organization created under the Interlocal Cooperation Act, the Joint Public Agency Act, or the Municipal Cooperative Financing Act, of the governing body of a public power district having a chartered territory of more than one county in this state, of the governing body of a public power and irrigation district having a chartered territory of more than one county in this state, of a board of an educational service unit, of the Educational Service Unit Coordinating Council, of the governing body of a risk management pool or its advisory committees organized in accordance with the Intergovernmental Risk Management Act, or of a community college board of governors may be held by means of videoconferencing or, in the case of the Judicial Resources Commission in those cases specified in section 24-1204, by telephone conference, if: (a) Reasonable advance publicized notice is given; (b) Reasonable arrangements are made to accommodate the public's right to attend, hear, and speak at the meeting, including seating, recordation by audio or visual recording devices, and a reasonable opportunity for input such as public comment or questions to at least the same extent as would be provided if videoconferencing or telephone conferencing was not used; (c) At least one copy of all documents being considered is available to the public at each site of the videoconference or telephone conference; (d) At least one member of the state entity, advisory committee, board, council, or governing body is present at each site of the videoconference or telephone conference, except that a member of an organization created under the Interlocal Cooperation Act that sells electricity or natural gas at wholesale on a multistate basis, an organization created under the Municipal Cooperative Financing Act, or a governing body of a risk management pool or an advisory committee of such organization or pool may designate a nonvoting designee, who shall not be included as part of the quorum, to be present at any site; and (e)(i) Except as provided in subdivision (2)(e)(ii) of this section, no more than one-half of the state entity's, advisory committee's, board's, council's, or governing body's meetings in a calendar year are held by videoconference or telephone conference; or (ii) In the case of an organization created under the Interlocal Cooperation Act that sells electricity or natural gas at wholesale on a multistate basis or an organization created under the Municipal Cooperative Financing Act, such organization holds at least one meeting each calendar year that is not by videoconferencing or telephone conferencing. Videoconferencing, telephone conferencing, or conferencing by other electronic communication shall not be used to circumvent any of the public government purposes established in the Open Meetings Act.

(3) A meeting of a board of an educational service unit, of the Educational Service Unit Coordinating Council, of the governing body of an entity formed under the Interlocal Cooperation Act, the Joint Public Agency Act, or the Municipal Cooperative Financing Act, of the governing body of a risk management pool or its advisory committees organized in accordance with the Intergovernmental Risk Management Act, of a community college board of governors, of the governing body of a public power district, of the governing body of a public power and irrigation district, or of the Nebraska Brand Committee may be held by telephone conference call if: (a) The territory represented by the educational service unit, member educational service units, community college board of governors, public power district, public power and irrigation district, Nebraska Brand Committee, or member public agencies of the entity or pool covers more than one county; (b) Reasonable advance publicized notice is given which identifies each telephone conference location at which there will be present: (i) A member of the educational service unit board, council, community college board of governors, governing body of a public power district, governing body of a public power and irrigation district, Nebraska Brand Committee, or entity's or pool's governing body; or (ii) A nonvoting designee designated under subdivision (3)(f) of this section; (c) All telephone conference meeting sites identified in the notice are located within public buildings used by members of the educational service unit board, council, community college board of governors, governing body of the public power district, governing body of the public power and irrigation district, or entity or pool or at a place which will accommodate the anticipated audience; (d) Reasonable arrangements are made to accommodate the public's right to attend, hear, and speak at the meeting, including seating, recordation by audio recording devices, and a reasonable opportunity for input such as public comment or questions to at least the same extent as would be provided if a telephone conference call was not used; (e) At least one copy of all documents being considered is available to the public at each site of the telephone conference call; (f) At least one member of the educational service unit board, council, community college board of governors, governing body of the public power district, governing body of the public power and irrigation district, Nebraska Brand Committee, or governing body of the entity or pool is present at each site of the telephone conference call identified in the public notice, except that a member of an organization created under the Interlocal Cooperation Act that sells electricity or natural gas at wholesale on a multistate basis, an organization created under the Municipal Cooperative Financing Act, or a governing body of a risk management pool or an advisory committee of such organization or pool may designate a nonvoting designee, who shall not be included as part of the quorum, to be present at any site; (g) The telephone conference call lasts no more than five hours; and (h) No more than one-half of the board's, council's, governing body's, entity's, or pool's meetings in a calendar year are held by telephone conference call, except that: (i) The governing body of a risk management pool that meets at least quarterly and the advisory committees of the governing body may each hold more than one-half of its meetings by telephone conference call if the governing body's quarterly meetings are not held by telephone conference call or videoconferencing; and (ii) An organization created under the Interlocal Cooperation Act that sells electricity or natural gas at wholesale on a multistate basis or an organization created under the Municipal Cooperative Financing Act may hold more than one-half of its meetings by telephone conference call if the organization holds at least one meeting each calendar year that is not by videoconferencing or telephone conference call. Nothing in this subsection shall prevent the participation of consultants, members of the press, and other nonmembers of the governing body at sites not identified Daily Documentation 1st Quarter in the public notice. Telephone conference calls, emails, faxes, or other electronic communication shall not be used to circumvent any of the public government purposes established in the Open Meetings Act.

(4) The secretary or other designee of each public body shall maintain a list of the news media requesting notification of meetings and shall make reasonable efforts to provide advance notification to them of the time and place of each meeting and the subjects to be discussed at that meeting.

(5) When it is necessary to hold an emergency meeting without reasonable advance public notice, the nature of the emergency shall be stated in the minutes and any formal action taken in such meeting shall pertain only to the emergency. Such emergency meetings may be held by means of electronic or telecommunication equipment. The provisions of subsection (4) of this section shall be complied with in conducting emergency meetings. Complete minutes of such emergency meetings specifying the nature of the emergency and any formal action taken at the meeting shall be made available to the public by no later than the end of the next regular business day.

(6) A public body may allow a member of the public or any other witness other than a member of the public body to appear before the public body by means of video or telecommunications equipment.

84-1412. Meetings of public body; rights of public; public body; powers

and duties.

(1) Subject to the Open Meetings Act, the public has the right to attend and the right to speak at meetings of public bodies, and all or any part of a meeting of a public body, except for closed sessions called pursuant to section 84-1410, may be videotaped, televised, photographed, broadcast, or recorded by any person in attendance by means of a tape recorder, camera, video equipment, or any other means of pictorial or sonic reproduction or in writing.

(2) It shall not be a violation of subsection (1) of this section for any public body to make and enforce reasonable rules and regulations regarding the conduct of persons attending, speaking at, videotaping, televising, photographing, broadcasting, or recording its meetings. A body may not be required to allow citizens to speak at each meeting, but it may not forbid public participation at all meetings.

(3) No public body shall require members of the public to identify themselves as a condition for admission to the meeting nor shall such body require that the name of any member of the public be placed on the agenda prior to such meeting in order to speak about items on the agenda. The body may require any member of the public desiring to address the body to identify himself or herself.

(4) No public body shall, for the purpose of circumventing the Open Meetings Act, hold a meeting in a place known by the body to be too small to accommodate the anticipated audience.

(5) No public body shall be deemed in violation of this section if it holds its meeting in its traditional meeting place which is located in this state.

(6) No public body shall be deemed in violation of this section if it holds a meeting outside of this state if, but only if: (a) A member entity of the public body is located outside of this state and the meeting is in that member's jurisdiction; (b) All out-of-state locations identified in the notice are located within public buildings used by members of the entity or at a place which will accommodate the anticipated audience; (c) Reasonable arrangements are made to accommodate the public's right to attend, hear, and speak at the meeting, including making a telephone conference call available at an in-state location to members, the public, or the press, if requested twenty-four hours in advance; (d) No more than twenty-five percent of the public body's meetings in a calendar year are held out-of-state; (e) Out-of-state meetings are not used to circumvent any of the public government purposes established in the Open Meetings Act; (f) Reasonable arrangements are made to provide viewing at other in-state locations for a videoconference meeting if requested fourteen days in advance and if economically and reasonably available in the area; and (g) The public body publishes notice of the out-of-state meeting at least twenty-one days before the date of the meeting in a legal newspaper of statewide circulation.

(7) The public body shall, upon request, make a reasonable effort to accommodate the public's right to hear the discussion and testimony presented at the meeting.

(8) Public bodies shall make available at the meeting or the in-state location for a telephone conference call or videoconference, for examination and copying by members of the public, at least one copy of all reproducible written material to be discussed at an open meeting. Public bodies shall make available at least one current copy of the Open Meetings Act posted in the meeting room at a location accessible to members of the public. At the beginning of the meeting, the public shall be informed about the location of the posted information.

84-1413. Meetings; minutes; roll call vote; secret ballot; when.

(1) Each public body shall keep minutes of all meetings showing the time, place, members present and absent, and the substance of all matters discussed.

(2) Any action taken on any question or motion duly moved and seconded shall be by roll call vote of the public body in open session, and the record shall state how each member voted or if the member was absent or not voting. The requirements of a roll call or viva voce vote shall be satisfied by a public body which utilizes an electronic voting device which allows the yeas and nays of each member of such public body to be readily seen by the public.

(3) The vote to elect leadership within a public body may be taken by secret ballot, but the total number of votes for each candidate shall be recorded in the minutes.

(4) The minutes of all meetings and evidence and documentation received or disclosed in open session shall be public records and open to public inspection during normal business hours.

(5) Minutes shall be written, except as provided in subsection (6) of this section, and available for inspection within ten working days or prior to the next convened meeting, whichever occurs earlier, except that cities of the second class and villages may have an additional ten working days if the employee responsible for writing the minutes is absent due to a serious illness or emergency.

(6) Minutes of the meetings of the board of a school district or educational service unit may be kept as an electronic record.

84-1414. Unlawful action by public body; declared void or voidable by district court; when; duty to enforce open meeting laws; citizen's suit; procedure; violations; penalties.

(1) Any motion, resolution, rule, regulation, ordinance, or formal action of a public body made or taken in violation of the Open Meetings Act shall be declared void by the district court if the suit is commenced within one hundred twenty days of the meeting of the public body at which the alleged violation occurred. Any motion, resolution, rule, regulation, ordinance, or formal action of a public body made or taken in substantial violation of the Open Meetings Act shall be voidable by the district court if the suit is commenced more than one hundred twenty days after but within one year of the meeting of the public body in which the alleged violation occurred. A suit to void any final action shall be commenced within one year of the action.

(2) The Attorney General and the county attorney of the county in which the public body ordinarily meets shall enforce the Open Meetings Act.

(3) Any citizen of this state may commence a suit in the district court of the county in which the public body ordinarily meets or in which the plaintiff resides for the purpose of requiring compliance with or preventing violations of the Open Meetings Act, for the purpose of declaring an action of a public body void, or for the purpose of determining the applicability of the act to discussions or decisions of the public body. It shall not be a defense that the citizen attended the meeting and failed to object at such time. The court may order payment of reasonable attorney's fees and court costs to a successful plaintiff in a suit brought under this section.

(4) Any member of a public body who knowingly violates or conspires to violate or who attends or remains at a meeting knowing that the public body is in violation of any provision of the Open Meetings Act shall be guilty of a Class IV misdemeanor for a first offense and a Class III misdemeanor for a second or subsequent offense.

Revised 6-3-19



PERRY, GUTHRY, HAASE & GESSFORD, P.C., L.L.O.
233 SOUTH 13TH STREET, SUITE 1400, LINCOLN, NE 68508
(402) 476-9200
jgessford@perrylawfirm.com
rschultze@perrylawfirm.com
gperry@perrylawfirm.com



Nebraska Council
of School Administrators
455 South 11th Street, Suite A
Lincoln, NE 68508
(402) 476-8055
nrsa.org

AM-101 WiFi Foundations Course Outline:

Audience:	Novice or experienced networking professionals
Duration:	2 days, LIVE Online or Classroom
Associated Certification:	AirMagnet Academy WLAN Design & Site Survey Specialist
Hands-on Labs:	No, Demonstrations Only
Prerequisites:	AM-214 WLAN Design & Site Survey

Introduction

The AM-101 WiFi Foundations, whether in an online format or an onsite classroom, this course is designed for anyone who is interested in discovering the basic foundations of Wi-Fi. Students will learn the necessary principles to give a deeper understanding of WLANs, so the student can continue on with the more intensive and thorough courses. This course will teach you operations, security principles, and troubleshooting procedures through class discussions, interactive labs and comprehensive proficiency assessments. This is a preparation course for the AirMagnet Academy Training courses.

Who is the course for?

This WiFi Foundations training class is designed for network administrators, systems engineers, and IT personnel who work with WLAN's. Managers and administrators who outsource these services will also benefit by learning the core fundamentals of how WiFi works. Consultants and system integrators who are tasked to perform site surveys and investigate wireless network issues.

What topics this course covers?

- Troubleshooting
- The important functions of Wi-Fi
- Wireless Security
- Standards organizations
- Wireless standardizations
- Amendments
- Different types of antennas
- Channels and bandwidths
- Interference
- Spectrum analysis
- WLAN mobility
- QoS
- Specifications
- AP Placement

Who This Class is for:

Anyone who wishes to learn and have a working knowledge of Wi-Fi and WLANs or those who want to pursue their understanding further. This is a preparation course for all other WLAN courses:

- Administrators
- Support professionals
- Designers
- Developers
- Consultants

Course Outline

Chapter 1: Top 10 “Must-Knows” of Wi-Fi

- Medium Contention
- Frame Transmission
- Frame Retransmissions
- Frame Reception
- Frame addressing
- RF Environment
- Device Capabilities
- Network Performance
- AP Visibility
- WLAN Security

Chapter 2 - WLAN Foundations – Standards & Compliance Organizations

- Regulatory Bodies
- Compatibility Oversight
- Higher Layer Standards
- LAN/Man Standards
- Amendments to 802.11-1999
- Amendments to 802.11-2007
- Amendments to 802.11-2012
- Important Additional Standards

Chapter 3 – Wi-Fi Devices

- Client & Infrastructure Radios
- Client Stations
- AP Stations
- Bridge/Repeater Stations

Chapter 4 - The Physical Layer

- RF Propagation
- Antennas
- Attenuation
- Signaling
- Transmission Rates
- Channels and Bands
- Spread Spectrum
- 802.11n
- 802.11ac
- Spectrum Analysis

Chapter 5 - The Data Link Layer

- CSMA/CA
- DCF
- Frame Forwarding
- Joining a WLAN
- WLAN Mobility
- Quality of Service (QoS)
- 802.11n MAC Enhancements
- Overview of 802.11ac
- Additional Important Amendments

Chapter 6 – Careers in Wi-Fi – Next Steps

- Entry Level WLAN Job Roles
- Professional Level WLAN Job Roles
- Expert Level WLAN Job Roles



Committee Report

PROJECT NAME: BlendEd and Distance Ed

PROJECT DIRECTOR: Beth Kabes

REPORT PERIOD: October, 2019

COMMITTEE REPORT:

BLENDED: Blended Website: bit.ly/neblend

Pilot – Cohort 2 Year 2

- ESU Coaches Monthly Meetings
 - [September 24, 2019 - 20-21 Proposals, Special Project, BlendEd Visits, Nebraska Blended Project Facebook Page](#)

TLT Special Project

- TLT Special Project for Units of Instruction using Digital Age Pedagogy.
[Link to proposal.](#)
 - Vote approved by TLT members part of Special Projects
- Creating a blog to promote resources from 2018-2019 Special Project

Open Education Resources Project

- Proposal for NCSA Principal's Conference on December 3 approved:
Enhancing Curriculum and Best Practice Resources

Promotion and Professional Development of BlendEd

- Submitted proposal to NAG (High Ability) Conference Feb 20-20, 2020:
Activities to Engage Learners for 6 Skills for Success that Employers Want Across Industries
- Presenting to ESU 4 Engaged Educator Conference, February 14, 2020: *I'm Down With That: Student Vested Environments*

BlendEd Visits

- Attended ESU 2 BlendEd Workshop, September 16
- Visited Sandy Creek High School on September 25. See virtual tour video
- October visits scheduled:
 - Howells-Dodge Consolidated, October 3
 - Wisner-Pilger, October 10
 - Diller-Odell, October 17

DISTANCE EDUCATION: <http://bit.ly/nevirtual>

NVIS

- Beginning discussion on refreshing LB559 to continue DEU program.
 - Data from 2011-2019 from NVIS course exchange
- Met with Dorann Avey and Brad Connor from NDE to provide recommendations to Rule 10 Title 92 – Distance Learning

Virtual Field Trip Content Providers Partnerships

- Planning for Content Providers workshop November 5, 2019 at Henry Doorly Zoo (partnership with NDLA). [Link to Agenda](#)
- Updating esucc.NVIS.org Field Trip records (contacting provider to confirm programs)
- Partnership with NETA, NDLA and ESUCC on \$10,000 VFT grant for schools (NETA funds the \$10,000 currently). [Link to submitted VFTs](#)
- Researching a USDA grant for VFT providers and programs to enhance classroom instruction.

Promotion and Professional Development of Distance Education

- Presenting to ESU 4 TIG (Tech Integration) at ESU 3 on October 15: *Digital Age Pedagogy Project and Distance Learning, Virtual Field Trip and other Opportunities*
- Submitted proposal to NE School Counselors Academy for Distance Learning Opportunities in NE: *Expanding Course Offerings and meeting Rule 10*
- Content Providers workshop November 5. [Link to Agenda](#)
- Submitted proposal to NAG (High Ability) Conference Feb 20-20, 2020: *Expanding the HAL Classroom with Virtual and Augmented Reality Lessons*

NDLA (NE Digital Learning Association)/NAMTC (National Association of Media and Technology Centers)

- NDLA Monthly meetings (serving as President)
- NAMTC Quarter meeting (serving as Membership Director)

NROC/EdReady:

- Provided PD for NE teachers interested in the product
 - Columbus High School
 - Grand Island Barr Middle School
- Deb Hericks and myself continuing to create goals for teachers using EdReady product.
- Presenting to ESU 9, 10, 11 CTE Conference January 21, 2020: *Math and ELA Readiness for Career Pathways*

ESUPDO:

- No information to report

AESA:

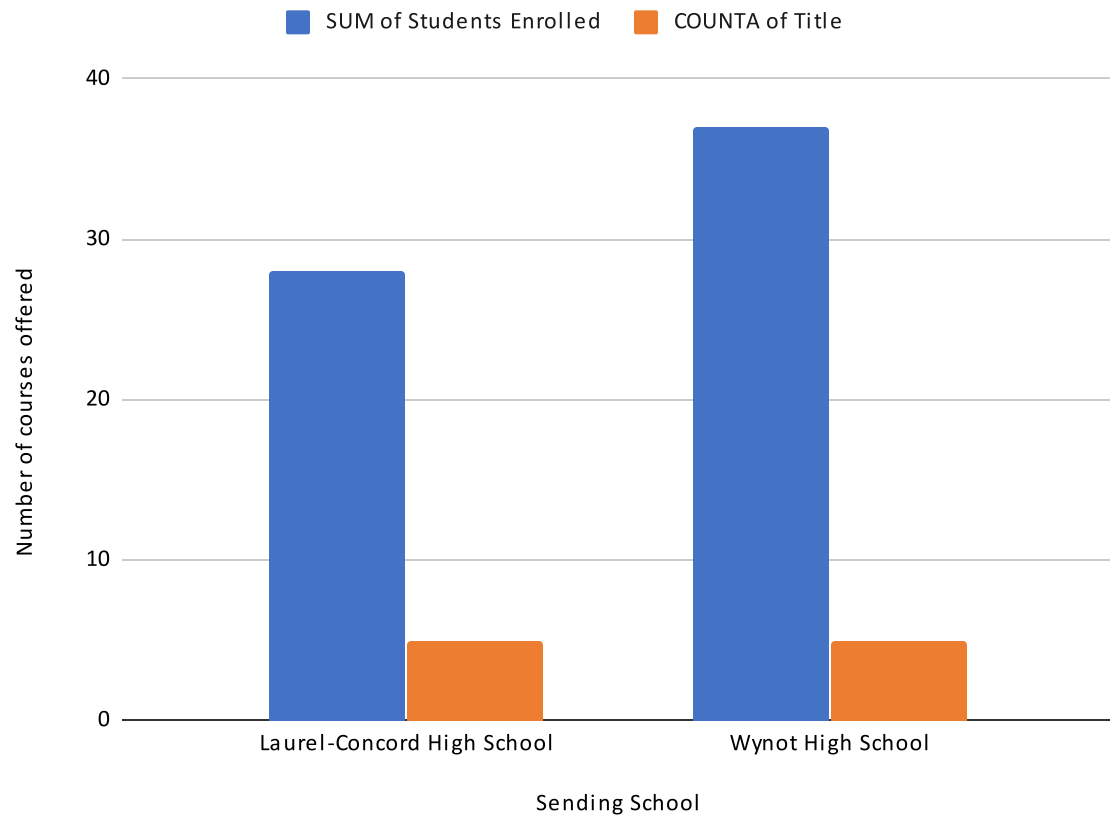
- Attended Blended and Personalized Learning Affinity Group meeting, September 11 via zoom. <https://aesacommunity.aesa.us/home>
- Participating in planning committee for NAMTC to be held as Pre-Conference to AESA on December 4

ESU 1 2018-2019 Data

<i>Sending School</i>	<i>Title</i>	<i>Enrolled School</i>	<i>SUM of Students E COUNTA of Title</i>	
Laurel-Concord High School	English Comp	Gibbon High School	1	1
	English Comp Total		1	1
	Intro to Health Sciences	Laurel-Concord High School	6	1
	Intro to Health Sciences Total		6	1
	Medical Terminology	Laurel-Concord High School	1	1
	Medical Terminology Total		1	1
	Spanish I	Allen High School	19	1
		Alma High School	1	1
Spanish I Total		20	2	
Laurel-Concord High School Total			28	5
Wynot High School	American Government	Laurel-Concord High School	1	1
		Wynot High School	12	1
	American Government Total		13	2
	American History	Wynot High School	14	1
	American History Total		14	1
	Calculus	Laurel-Concord High School	8	1
		Wynot High School	2	1
Calculus Total		10	2	
Wynot High School Total			37	5
Grand Total			65	10

<i>Sending School</i>	<i>SUM of Students Enrolled</i>	<i>COUNTA of Title</i>
Laurel-Concord High School	28	5
Wynot High School	37	5

Number of Student Enrolled and Courses - ESU 1 - 2018-2019



ESU 2 2018-2019 Data

<i>Sending School</i>	<i>Title</i>	<i>Enrolled School</i>	SUM of Students E	COUNTA of Title	COUNTA of Title
Grand Total					

Columns	
Rows	Values

No data	
---------	--

ESU 3 2018-2019 Data

<i>Sending School</i>	<i>Title</i>	<i>Enrolled School</i>	SUM of Students E	COUNTA of Title	COUNTA of Title
Grand Total					

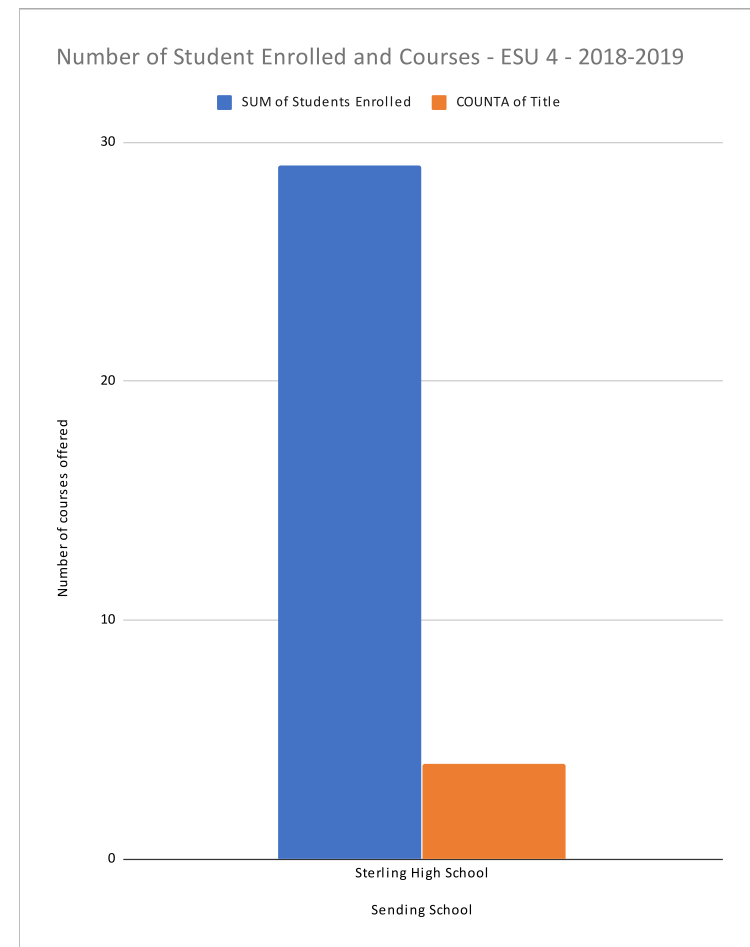
Columns
Rows
Values

No data	
---------	--

ESU 4 2018-2019 Data

Sending School	Title	Enrolled School	SUM of Students E	COUNTA of Title	COUNTA of Title
Sterling High School	Spanish 1	Johnson-Brock High School	9	1	1
	Spanish 1 Total		9	1	1
	Spanish 2	Johnson-Brock High School	12	1	1
	Spanish 2 Total		12	1	1
	Spanish 3	Johnson-Brock High School	3	1	1
		Sterling High School	5	1	1
	Spanish 3 Total		8	2	2
Sterling High School Total			29	4	4
Grand Total			29	4	4

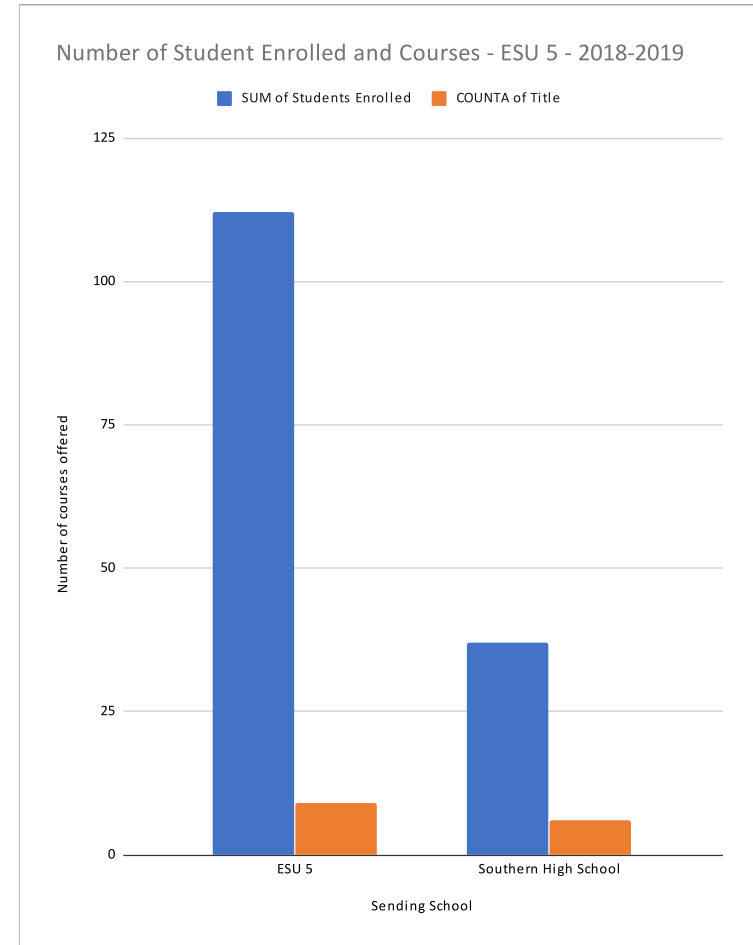
Sending School	SUM of Students E	COUNTA of Title
Sterling High School	29	4



ESU 5 2018-2019 Data

Sending School	Title	Enrolled School	SUM of Students E	COUNTA of Title	COUNTA of Title	
ESU 5	Chinese I	Beatrice High School	10	1	1	
		Deshler High School	2	1	1	
		Grand Island Senior High School	72	4	4	
	Chinese I Total			84	6	6
	Chinese II	Beatrice High School	18	1	1	
		Grand Island Senior High School	9	1	1	
	Chinese II Total			27	2	2
	Chinese III	Grand Island Senior High School	1	1	1	
	Chinese III Total			1	1	1
	ESU 5 Total			112	9	9
Southern High School	Spanish I	Sioux County High School	8	1	1	
		Southern High School	13	1	1	
	Spanish I Total			21	2	2
	Spanish II	Sioux County High School	4	1	1	
		Southern High School	7	1	1	
	Spanish II Total			11	2	2
	Spanish III / IV	Sioux County High School	1	1	1	
		Southern High School	4	1	1	
Spanish III / IV Total			5	2	2	
Southern High School Total			37	6	6	
Grand Total			149	15	15	

Sending School	SUM of Students E	COUNTA of Title
ESU 5	112	9
Southern High School	37	6



ESU 6 2018-2019 Data

<i>Sending School</i>	<i>Title</i>	<i>Enrolled School</i>	SUM of Students E	COUNTA of Title	COUNTA of Title
Grand Total					

Columns
Rows
Values

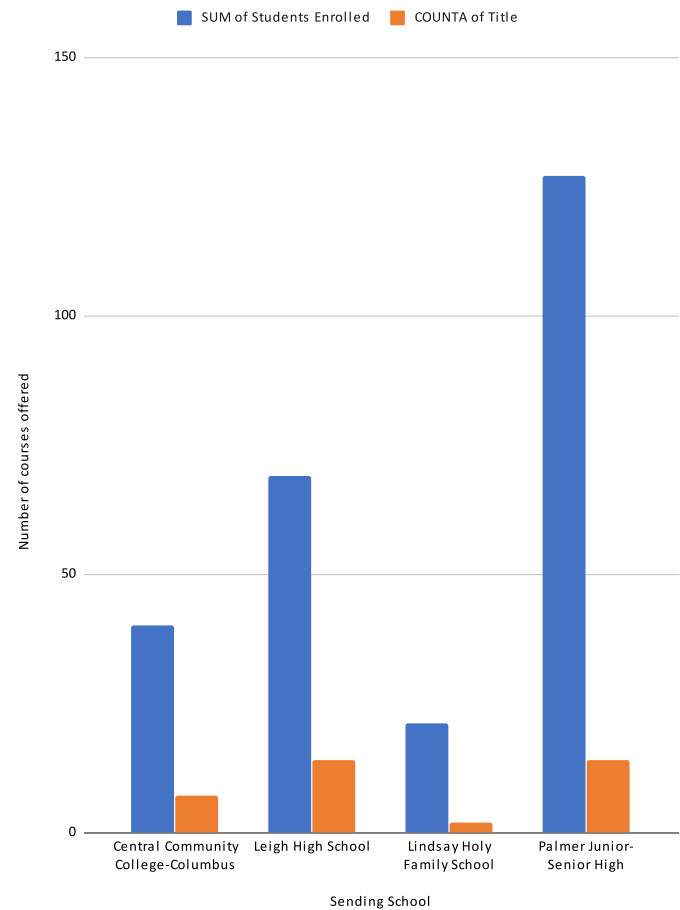
No data		

ESU 7 2018-2019 Data

Sending School	Title	Enrolled School	COUNTA of Title	SUM of Students E	
Central Community College-Columbus	Analytic Geometry & Calculus I (I	Clarkson Jr-Sr High School	1	2	
	Analytic Geometry & Calculus I (MATH 1600) Total			1	2
	English Composition (ENGL 1010	Arapahoe High School	1	14	
	English Composition (ENGL 1010) Total			1	14
	Introduction to Psychology (PSYC	Clarkson Jr-Sr High School	1	4	
	Introduction to Psychology (PSYC 1810) Total			1	4
	Writing & Research (ENGL 1020)	Arapahoe High School	1	10	
		Clarkson Jr-Sr High School	1	1	
		Elgin High School	1	6	
		Humphrey Jr-Sr High School	1	3	
Writing & Research (ENGL 1020) Total			4	20	
Central Community College-Columbus Total				7	40
Leigh High School	Accounting 1	Anselmo-Merna High School	1	4	
		Leigh High School	1	1	
		Pope John XXIII High School	1	2	
	Accounting 1 Total			3	7
	Advanced Biology	Humphrey Jr-Sr High School	1	6	
		Leigh High School	1	7	
	Advanced Biology Total			2	13
	Child Development	Burwell Jr-Sr High School	1	1	
		Pleasanton High School	1	1	
		SEM Sumner Eddyville Miller High Sr	1	1	
	Child Development Total			3	3
	Parenting	Leigh High School	1	1	
		SEM Sumner Eddyville Miller High Sr	1	1	
	Parenting Total			2	2
	Relationships	Clarkson Jr-Sr High School	1	5	
		Leigh High School	1	7	
	Relationships Total			2	12
	Science Middle Grades II	Humphrey Jr-Sr High School	1	17	
		Leigh High School	1	15	
	Science Middle Grades II Total			2	32
Leigh High School Total				14	69
Lindsay Holy Family School	Life Science - Biology	Humphrey Jr-Sr High School	1	14	
		Lindsay Holy Family School	1	7	
	Life Science - Biology Total			2	21
Lindsay Holy Family School Total				2	21
Palmer Junior-Senior High	Spanish 2	Chase County High School	2	24	
		Fullerton High School	3	37	
		Hay Springs High School	1	6	
		Palmer Junior-Senior High	3	31	
	Spanish 2 Total			9	98
	Spanish I	Fullerton High School	3	15	
		Palmer Junior-Senior High	2	14	
Spanish I Total			5	29	
Palmer Junior-Senior High Total				14	127
Grand Total				37	257

Sending School	SUM of Students E	COUNTA of Title
Central Community College-Colu	40	7
Leigh High School	69	14
Lindsay Holy Family School	21	2
Palmer Junior-Senior High	127	14
Grand Total	257	37

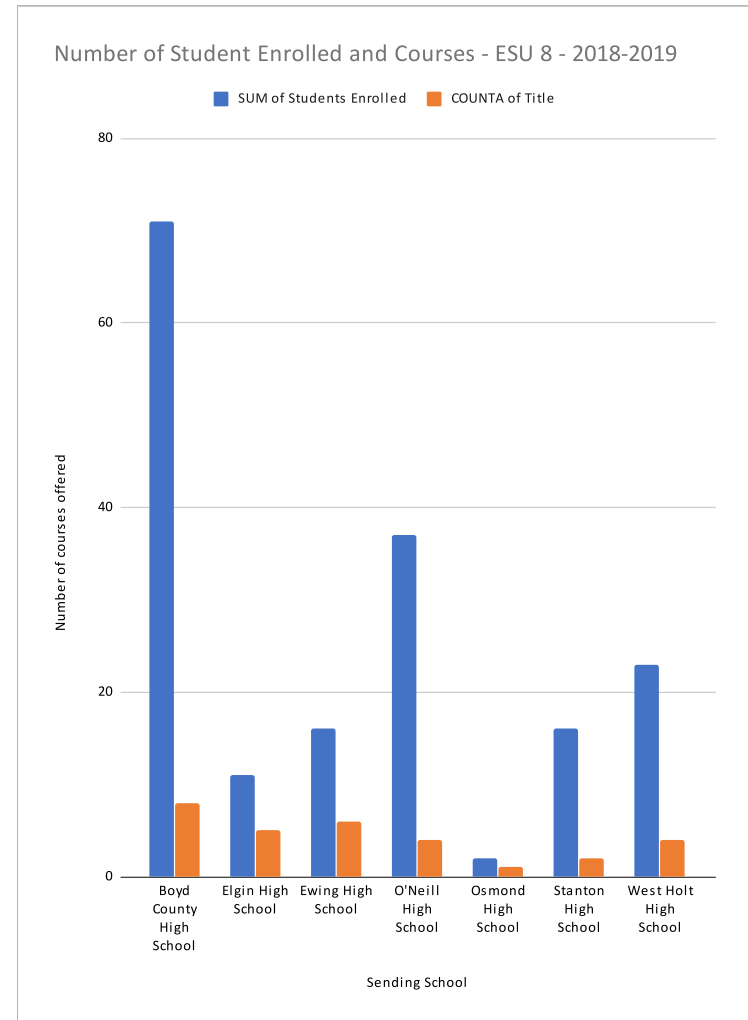
Number of Student Enrolled and Courses - ESU 7 - 2018-2019



ESU 8 2018-2019 Data

Sending School	Title	Enrolled School	SUM of Students E	COUNTA of Title	
Boyd County High School	American History II	Boyd County High School	22	1	
		Stuart High School	5	1	
	American History II Total			27	2
	American Government	Boyd County High School	1	1	
	American Government Total			1	1
	American History 1	Boyd County High School	23	1	
		Stuart High School	3	1	
	American History 1 Total			26	2
	Spanish 2	Boyd County High School	12	1	
		Orchard High School	4	1	
Spanish 2 Total			16	2	
World Civilizations II	Boyd County High School	1	1		
	World Civilizations II Total			1	1
Boyd County High School Total			71	8	
Elgin High School	Calculus 1 (MATH1600)	Doniphan-Trumbull Secondary	5	1	
		Elgin High School	2	1	
		Humphrey Jr-Sr High School	1	1	
		Lindsay Holy Family School	2	1	
		Osmond High School	1	1	
		Calculus 1 (MATH1600) Total			11
Elgin High School Total			11	5	
Ewing High School	Introduction to Health	Elgin High School	1	1	
		Ewing High School	6	1	
	Introduction to Health Total			7	2
	Medical Terminology	Elgin High School	1	1	
		Ewing High School	2	1	
	Medical Terminology Total			3	2
Pre Calculus	Ewing High School	3	1		
	Wheeler Central High	3	1		
Pre Calculus Total			6	2	
Ewing High School Total			16	6	
O'Neill High School	Spanish 2	Ewing High School	8	1	
		O'Neill High School	12	1	
	Spanish 2 Total			20	2
	Spanish I	Ewing High School	7	1	
O'Neill High School		10	1		
Spanish I Total			17	2	
O'Neill High School Total			37	4	
Osmond High School	Medical Terminology	Osmond High School	2	1	
	Medical Terminology Total			2	1
Osmond High School Total			2	1	
Stanton High School	PC Maintenance	Pierce Jr/Sr High School	6	1	
	Stanton High School	10	1		
PC Maintenance Total			16	2	
Stanton High School Total			16	2	
West Holt High School	Spanish 1	Stuart High School	10	1	
		West Holt High School	5	1	
	Spanish 1 Total			15	2
	Spanish II	Stuart High School	5	1	
West Holt High School		3	1		
Spanish II Total			8	2	
West Holt High School Total			23	4	
Grand Total			176	30	

Sending School	SUM of Students E	COUNTA of Title
Boyd County High School	71	8
Elgin High School	11	5
Ewing High School	16	6
O'Neill High School	37	4
Osmond High School	2	1
Stanton High School	16	2
West Holt High School	23	4
Grand Total	176	30



ESU 9 2018-2019 Data

<i>Sending School</i>	<i>Title</i>	<i>Enrolled School</i>	SUM of Students E COUNTA of Title
Grand Total			

<i>Sending School</i>	SUM of Students E COUNTA of Title
Grand Total	

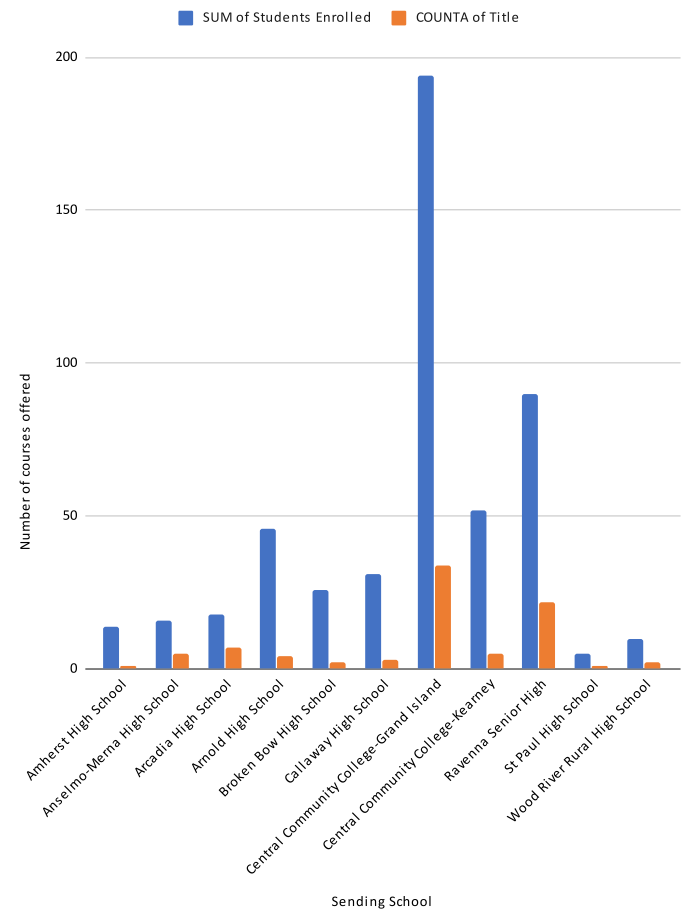
No data	
---------	--

ESU 10 2018-2019 Data

Sending School	Title	Enrolled School	SUM of Students	E COUNTA of Title	
Amherst High School	Writing and Research 1010	Amherst High School	14	1	
	Writing and Research 1010 Total		14	1	
Amherst High School Total					
Anselmo-Merna High School	Spanish I - Yr	Loup County High School	5	1	
		Sargent High School	7	2	
	Spanish I - Yr Total		12	3	
	Spanish II - Yr	Alma High School	1	1	
Loup County High School		3	1		
Spanish II - Yr Total					
Anselmo-Merna High School Total					
Arcadia High School	Anatomy & Physiology - Year	Arcadia High School	3	1	
		Sargent High School	4	1	
		SEM Sumner Eddyville Miller High Si	1	1	
	Anatomy & Physiology - Year Total		8	3	
	Medical Terminology - Year	Arcadia High School	5	1	
		Loup County High School	1	1	
		Sargent High School	2	1	
		SEM Sumner Eddyville Miller High Si	2	1	
	Medical Terminology - Year Total				
	Arcadia High School Total				
Arnold High School	English 1010 Expository Writing I	Arnold High School	9	1	
		Callaway High School	14	1	
	English 1010 Expository Writing I Total		23	2	
	English 1020 Expository Writing I	Arnold High School	9	1	
		Callaway High School	14	1	
English 1020 Expository Writing II Total					
Arnold High School Total					
Broken Bow High School	College Composition - S1	Broken Bow High School	13	1	
		College Composition - S1 Total		13	1
	College Composition - S2	Broken Bow High School	13	1	
		College Composition - S2 Total		13	1
Broken Bow High School Total					
Callaway High School	Spanish I	Arnold High School	13	1	
		Spanish I Total		13	1
	Spanish II	Arnold High School	5	1	
		Callaway High School	13	1	
Spanish II Total					
Callaway High School Total					
Central Community College-Grand Island	English 1010 English Comp	Central Community College-Grand Island	5	2	
		Cozad High School	5	1	
		Litchfield High School	2	1	
		Pleasanton High School	13	1	
		Ravenna Senior High	11	2	
		Shelton High School	7	1	
		St Paul High School	8	1	
		Sutton Secondary School	16	1	
		Wood River Rural High School	20	1	
		English 1010 English Comp Total			
	English 1020 Writing and Resear	Bertrand High School	5	1	
		Central Community College-Grand Island	4	2	
		Cozad High School	3	1	
		Litchfield High School	2	1	
Pleasanton High School					

Sending School	SUM of Students	E COUNTA of Title
Amherst High School	14	1
Anselmo-Merna High School	16	5
Arcadia High School	18	7
Arnold High School	46	4
Broken Bow High School	26	2
Callaway High School	31	3
Central Community College-Grand Island	194	34
Central Community College-Kearney	52	5
Ravenna Senior High	90	22
St Paul High School	5	1
Wood River Rural High School	10	2
Grand Total	502	86

Number of Student Enrolled and Courses - ESU 10 - 2018-2019



		Ravenna Senior High	5	2
		Shelton High School	2	1
		St Paul High School	4	1
		Sutton Secondary School	15	1
		Wood River Rural High School	16	1
		English 1020 Writing and Research Total	62	12
	Math 1150- College Algebra Sem	Central Community College-Grand Is	17	2
		Howells-Dodge Consolidated School	5	1
		Pleasanton High School	1	1
		SEM Sumner Eddyville Miller High Sc	4	1
		Shelton High School	1	1
		Math 1150- College Algebra Semester class Total	28	6
	Math 1600 - Analytic Geo & Calc	Central Community College-Grand Is	11	1
		Deshler High School	3	1
		High Plains Community High School	1	1
		Math 1600 - Analytic Geo & Calc I Semester Course Total	15	3
	Math 2070 Analytic Geom & Cak	Deshler High School	1	1
		High Plains Community High School	1	1
		Math 2070 Analytic Geom & Calculus II Semester course Total	2	2
Central Community College-Grand Island Total			194	34
Central Community College-Kearney	English 1010	Cambridge High School	20	1
	English 1010 Total		20	1
	English 1020 Writing and Resean	Cambridge High School	20	1
	English 1020 Writing and Research Total		20	1
	Math 1150- College Algebra Sem	Alma High School	3	1
		Cambridge High School	8	1
		Wheeler Central High	1	1
		Math 1150- College Algebra Semester class Total	12	3
Central Community College-Kearney Total			52	5
Ravenna Senior High	Agribusiness	Ravenna Senior High	2	1
	Agribusiness Total		2	1
	Agriculture Leadership - Year	Ravenna Senior High	5	2
	Agriculture Leadership - Year Total		5	2
	Art I - Year	Palmer Junior-Senior High	7	2
		Ravenna Senior High	19	4
	Art I - Year Total		26	6
	Art III	Palmer Junior-Senior High	8	2
		Ravenna Senior High	12	3
	Art III Total		20	5
	Art IV	Palmer Junior-Senior High	4	1
		Ravenna Senior High	4	1
	Art IV Total		8	2
	HS Art II	Palmer Junior-Senior High	7	2
		Ravenna Senior High	22	4
	HS Art II Total		29	6
Ravenna Senior High Total			90	22
St Paul High School	College General Physics I 1410	St Paul High School	5	1
	College General Physics I 1410 Total		5	1
St Paul High School Total			5	1
Wood River Rural High School	College Algebra MATH 1150	Clarkson Jr-Sr High School	2	1
		Wood River Rural High School	8	1
	College Algebra MATH 1150 Total		10	2
Wood River Rural High School Total			10	2
Grand Total			502	86

ESU 11 2018-2019 Data

<i>Sending School</i>	<i>Title</i>	<i>Enrolled School</i>	<i>SUM of Students E COUNTA of Title</i>
Grand Total			

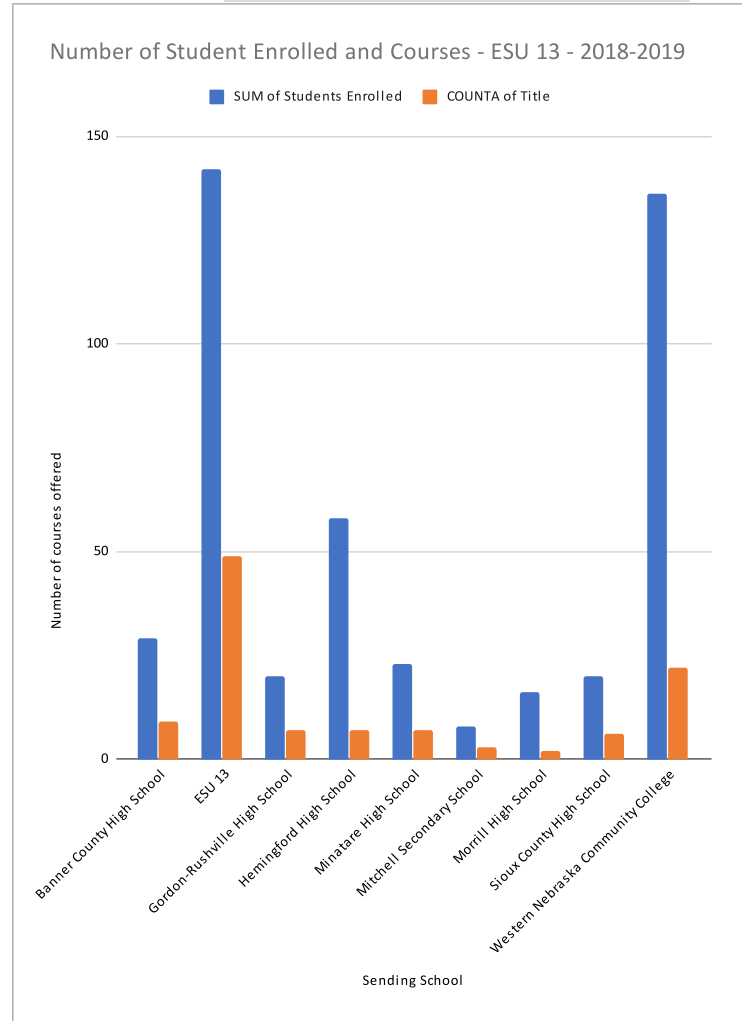
<i>Sending School</i>	<i>SUM of Students E COUNTA of Title</i>
Grand Total	

No data	
---------	--

ESU 13 2018-2019 Data

Sending School	Title	Enrolled School	SUM of Students	E COUNTA of Title	
Banner County High School	College Algebra	Banner County High School	1	1	
		Bayard Secondary School	2	1	
		Crawford High School	5	1	
		Kimball Jr/Sr High School	3	1	
		Minatare High School	5	1	
	College Algebra Total		16	5	
	English Comp 1	Banner County High School	5	1	
		Heartland Community High School	1	1	
		Morrill High School	3	1	
	English Comp 1 Total		9	3	
United States History to 1877	Banner County High School	4	1		
	United States History to 1877 Total		4	1	
Banner County High School Total		29	9		
ESU 13	Animal Science	Banner County High School	1	1	
		Crawford High School	5	1	
		Hay Springs High School	2	1	
	Animal Science Total		8	3	
	Climate and Weather		13	3	1
		Gering High School	1	1	
	Climate and Weather Total		4	2	
	College Algebra	Banner County High School	1	1	
		Bayard Secondary School	2	1	
		Crawford High School	5	1	
		Kimball Jr/Sr High School	3	1	
		Minatare High School	5	1	
	College Algebra Total		16	5	
	English Composition 2	Banner County High School	4	1	
		Morrill High School	4	1	
	English Composition 2 Total		8	2	
	History of the American West	Banner County High School	4	1	
		Crawford High School	3	1	
	History of the American West Total		7	2	
	Natural Resources	Banner County High School	1	1	
		Crawford High School	5	1	
		Hay Springs High School	10	1	
	Natural Resources Total		16	3	
	NEVA Algebra 1A	Mitchell Secondary School	1	1	
	NEVA Algebra 1A Total		1	1	
	NEVA Developmental English		13	12	2
		Chadron Senior High School	2	1	
		Cozad High School	3	1	
		Ogallala High School	3	1	
	NEVA Developmental English Total		20	5	
NEVA Developmental Math		13	12	2	
	Chadron Senior High School	2	1		
	Cozad High School	3	1		
	Ogallala High School	3	1		
	Sioux County High School	2	1		
NEVA Developmental Math Total		22	6		
NEVA Language Basics		13	3	1	
	Hyannis High School	1	1		
NEVA Language Basics Total		4	2		
NEVA Stellar Astronomy		13	3	1	

Sending School	SUM of Students	E COUNTA of Title
Banner County High School	29	9
ESU 13	142	49
Gordon-Rushville High School	20	7
Hemingford High School	58	7
Minatare High School	23	7
Mitchell Secondary School	8	3
Morrill High School	16	2
Sioux County High School	20	6
Western Nebraska Community College	136	22
Grand Total	452	112



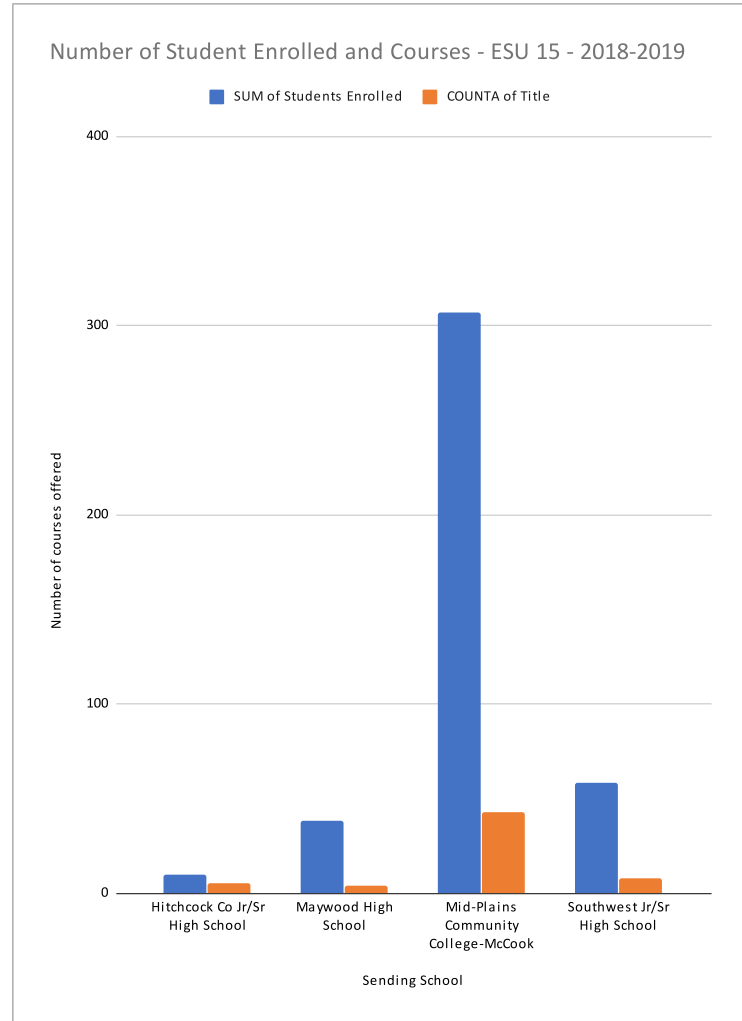
		Hyannis High School	1	1
	NEVA Stellar Astronomy Total		4	2
	NEVA The Outsiders Novel Study	13	3	1
		Bayard Secondary School	2	1
		Gering High School	3	2
		Hyannis High School	2	1
		Mitchell Secondary School	2	2
		Scottsbluff Senior High School	2	2
	NEVA The Outsiders Novel Study Total		14	9
	NEVA World Civilization	13	3	1
		Banner County High School	1	1
	NEVA World Civilization Total		4	2
	NEVA World History	13	3	1
		Gering High School	1	1
	NEVA World History Total		4	2
	United States History to 1877	Crawford High School	4	1
	United States History to 1877 Total		4	1
	Wildlife Science	Bayard Secondary School	1	1
		Crawford High School	5	1
	Wildlife Science Total		6	2
ESU 13 Total			142	49
Gordon-Rushville High School	Accounting	Bayard Secondary School	3	1
		Gordon-Rushville High School	3	1
	Accounting Total		6	2
	Child Development	Bayard Secondary School	1	1
		Gordon-Rushville High School	6	1
	Child Development Total		7	2
	Pers Finance	Bayard Secondary School	2	1
		Gordon-Rushville High School	4	1
		Hyannis High School	1	1
	Pers Finance Total		7	3
Gordon-Rushville High School Total			20	7
Hemingford High School	Spanish 1	Crawford High School	13	2
		Hay Springs High School	15	1
		Hemingford High School	28	2
	Spanish 1 Total		56	5
	Spanish 2	Crawford High School	1	1
		Hemingford High School	1	1
	Spanish 2 Total		2	2
Hemingford High School Total			58	7
Minatare High School	Digital Design 2	Elgin High School	2	1
		Kimball Jr/Sr High School	1	1
		Minatare High School	6	1
	Digital Design 2 Total		9	3
	Digital Media	Bayard Secondary School	4	1
		Elgin High School	2	1
		Kimball Jr/Sr High School	1	1
		Minatare High School	7	1
	Digital Media Total		14	4
Minatare High School Total			23	7
Mitchell Secondary School	Economics	Minatare High School	1	1
		Mitchell Secondary School	6	1
	Economics Total		7	2
	Psychology	Minatare High School	1	1

	Psychology Total		1	1
Mitchell Secondary School Total			8	3
Morrill High School	Intro to Ag	Morrill High School	10	1
		Sidney High School	6	1
	Intro to Ag Total		16	2
Morrill High School Total			16	2
Sioux County High School	Animal Science	Sioux County High School	4	1
		Yutan High School	2	1
	Animal Science Total		6	2
	Vet Science	Mitchell Secondary School	3	1
		Pleasanton High School	2	1
		Sioux County High School	7	1
		Yutan High School	2	1
	Vet Science Total		14	4
Sioux County High School Total			20	6
Western Nebraska Community College	College Algebra	Leyton High School	4	1
		Morrill High School	3	1
		Western Nebraska Community Colle	10	1
	College Algebra Total		17	3
	College Composition 1	Bayard Secondary School	9	1
		Crawford High School	3	1
		Leyton High School	7	1
		Mitchell Secondary School	5	1
		Potter-Dix Jr/Sr High School	3	1
		Western Nebraska Community Colle	16	2
	College Composition 1 Total		43	7
	College Composition 2	Bayard Secondary School	9	1
		Crawford High School	5	1
		Potter-Dix Jr/Sr High School	3	1
		Western Nebraska Community Colle	10	1
	College Composition 2 Total		27	4
	Intermediate Algebra	Morrill High School	3	1
		Western Nebraska Community Colle	10	1
	Intermediate Algebra Total		13	2
	Intro to Criminal Law	Crawford High School	1	1
		Western Nebraska Community Colle	10	1
	Intro to Criminal Law Total		11	2
	Intro to Education	Creek Valley High School	5	1
		Western Nebraska Community Colle	6	1
	Intro to Education Total		11	2
	Statistics	Leyton High School	4	1
		Western Nebraska Community Colle	10	1
	Statistics Total		14	2
Western Nebraska Community College Total			136	22
Grand Total			452	112

ESU 15 2018-2019 Data

Sending School	Title	Enrolled School	SUM of Students E	COUNTA of Title
Hitchcock Co Jr/Sr High School	German II	Gibbon High School	2	1
		Hitchcock Co Jr/Sr High School	3	1
		Kimball Jr/Sr High School	2	1
		McCook Senior High School	2	1
		Morrill High School	1	1
		German II Total		10
Hitchcock Co Jr/Sr High School Total			10	5
Maywood High School	Spanish I	Hitchcock Co Jr/Sr High School	16	1
		Maywood High School	3	1
	Spanish I Total		19	2
	Spanish II	Hitchcock Co Jr/Sr High School	16	1
Maywood High School		3	1	
Spanish II Total			19	2
Maywood High School Total			38	4
Mid-Plains Community College-McCook	BSAD 1100 Personal Finance	Mid-Plains Community College-McC	5	1
	BSAD 1100 Personal Finance Total		5	1
	ENGL 1010 Expository Writing I	Hitchcock Co Jr/Sr High School	9	1
		Mid-Plains Community College-McC	3	1
	ENGL 1010 Expository Writing I Total		12	2
	English 1010 Expository Writing I	McPherson County Secondary Scho	5	1
		Mid-Plains Community College-McC	30	2
		Wallace High School	11	1
		Wauneta-Palisade High School	5	1
		English 1010 Expository Writing I Total		51
	English 1020 Expository Writing I	Hitchcock Co Jr/Sr High School	8	1
		McPherson County Secondary Scho	5	1
		Mid-Plains Community College-McC	23	3
		Wallace High School	10	1
		Wauneta-Palisade High School	4	1
	English 1020 Expository Writing I Total		50	7
	FRST 1650 Principles of Emergen	Mid-Plains Community College-McC	2	1
		Mid-Plains Community College-Nort	1	1
	FRST 1650 Principles of Emergency Service Total		3	2
	FRST 1670 Principles of Fire Eme	Mid-Plains Community College-McC	2	1
		Mid-Plains Community College-Nort	1	1
	FRST 1670 Principles of Fire Emergency ServiceSafety Total		3	2
	Math 1150 Coll Algebra	Hershey High School	13	1
McPherson County Secondary Scho		3	1	
Mid-Plains Community College-McC		22	2	
Paxton High School		6	1	
Math 1150 Coll Algebra Total			44	5
Math 1150 College Algebra	Arnold High School	3	1	
	Mid-Plains Community College-McC	6	1	
	Sutherland High School	6	1	
Math 1150 College Algebra Total		15	3	
MATH 2170 Applied Statistics	McPherson County Secondary Scho	2	1	
	Mid-Plains Community College-McC	31	2	
	Paxton High School	4	1	
	Sutherland High School	3	1	
	MATH 2170 Applied Statistics Total		40	5
PSYC 1810 Intro Psych	Mid-Plains Community College-McC	15	1	
	Perkins County High School	4	1	
	Stapleton High School	4	1	

Sending School	SUM of Students E	COUNTA of Title
Hitchcock Co Jr/Sr High School	10	5
Maywood High School	38	4
Mid-Plains Community College-IV	307	43
Southwest Jr/Sr High School	58	8
Grand Total	413	60

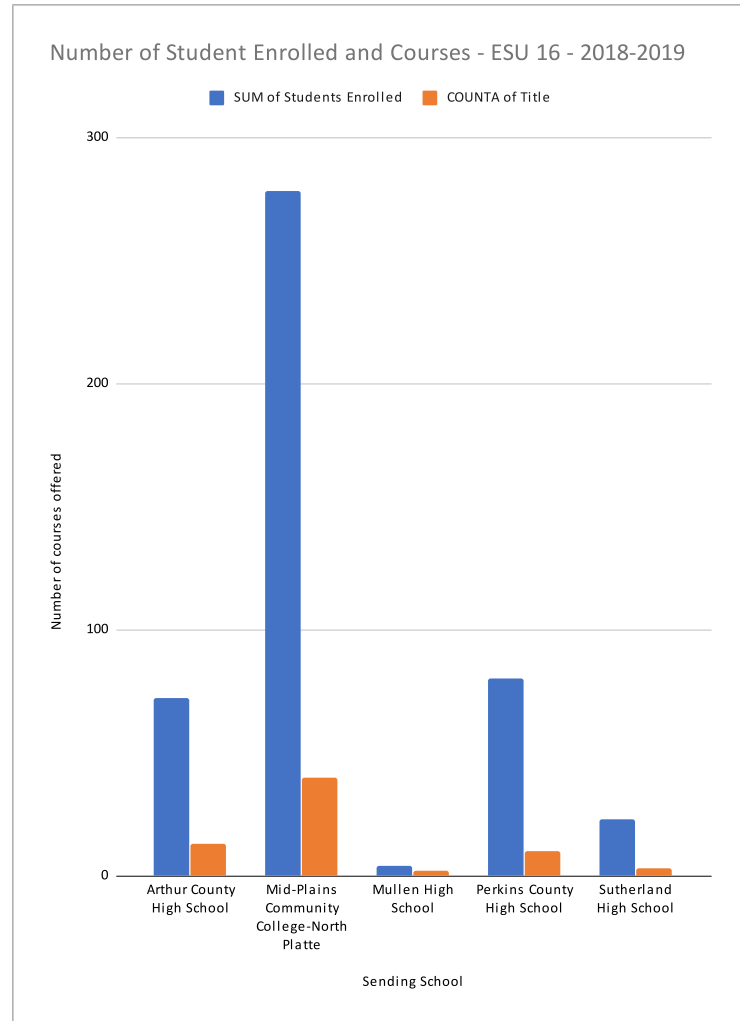


	Wauneta-Palisade High School		4	1
	PSYC 1810 Intro Psych Total		27	4
Sociology 1010	Hershey High School		5	1
	Mid-Plains Community College-McC		15	1
	Perkins County High School		3	1
	Pope John XXIII High School		7	1
	Sociology 1010 Total		30	4
SPCH 1110 Public Speaking	McPherson County Secondary Scho		1	1
	Mid-Plains Community College-McC		26	2
	SPCH 1110 Public Speaking Total		27	3
Mid-Plains Community College-McCook Total			307	43
Southwest Jr/Sr High School	ENGL 1020 Expository Writing II	Maxwell High School	2	1
		Sargent High School	6	1
		Southwest Jr/Sr High School	10	1
		Sutherland High School	11	1
	ENGL 1020 Expository Writing II Total		29	4
	English 1010 Expository Writing I	Maxwell High School	2	1
		Sargent High School	6	1
		Southwest Jr/Sr High School	10	1
		Sutherland High School	11	1
	English 1010 Expository Writing I Total		29	4
Southwest Jr/Sr High School Total			58	8
Grand Total			413	60

ESU 16 2018-2019 Data

Sending School	Title	Enrolled School	SUM of Students	E COUNTA of Title	
Arthur County High School	SPAN 1020 Spanish II	Arthur County High School	10	2	
		Garden County High School	11	1	
		Hyannis High School	8	3	
		Mitchell Secondary School	1	1	
		Stapleton High School	3	1	
		Wauneta-Palisade High School	10	1	
		SPAN 1020 Spanish II Total		43	9
		Spanish I	Arthur County High School	9	1
			Creek Valley High School	2	1
			Garden County High School	11	1
Hyannis High School	7		1		
Spanish I Total		29	4		
Arthur County High School Total			72	13	
Mid-Plains Community College-North Platte	English 1010 Expository Writing I	Brady High School	15	2	
		Hayes Center Secondary School	2	2	
		Hershey High School	18	1	
		Maywood High School	8	2	
		Mid-Plains Community College-Nort	66	7	
		Paxton High School	22	2	
		Stapleton High School	2	2	
		Theford High School	14	2	
	English 1010 Expository Writing I Total		147	20	
	English 1020 Expository Writing I	Hershey High School	16	1	
		Mid-Plains Community College-Nort	4	1	
	English 1020 Expository Writing II Total		20	2	
	Math 1150 Coll Algebra	Anselmo-Merna High School	5	1	
		Arnold High School	11	1	
		Mid-Plains Community College-Nort	14	2	
		Wauneta-Palisade High School	7	1	
	Math 1150 Coll Algebra Total		37	5	
	Math 1250 Trigonometry	Mid-Plains Community College-Nort	23	2	
		Sargent High School	1	1	
		Wauneta-Palisade High School	1	1	
Math 1250 Trigonometry Total		25	4		
Math 1350 Applied Calculus	Mid-Plains Community College-Nort	8	1		
	Wauneta-Palisade High School	4	1		
Math 1350 Applied Calculus Total		12	2		
Math 1600 Analytic Geometry ar	Maywood High School	1	1		
	Mid-Plains Community College-Nort	8	1		
Math 1600 Analytic Geometry and Calculus I Total		9	2		
SPCH 1110 Public Speaking	Arthur County High School	5	1		
	Chase County High School	1	1		
	Mid-Plains Community College-Nort	13	2		
	Paxton High School	9	1		
	SPCH 1110 Public Speaking Total		28	5	
Mid-Plains Community College-North Platte Total			278	40	
Mullen High School	Physics	Hyannis High School	2	1	
		Mullen High School	2	1	
Physics Total		4	2		
Mullen High School Total			4	2	
Perkins County High School	Spanish I	Chase County High School	7	1	
		Leyton High School	17	1	
		McPherson County Secondary Schor	6	1	

Sending School	SUM of Students	E COUNTA of Title
Arthur County High School	72	13
Mid-Plains Community College-N	278	40
Mullen High School	4	2
Perkins County High School	80	10
Sutherland High School	23	3
Grand Total	457	68

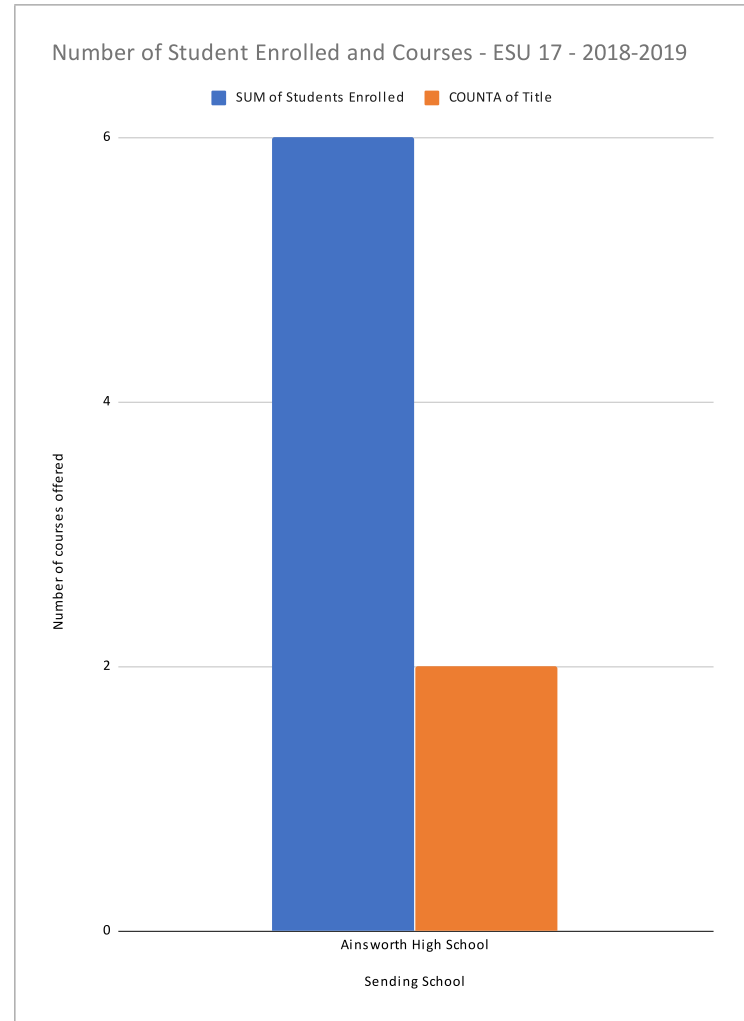


		Medicine Valley Jr-Sr High School	7	1
		Stapleton High School	13	1
		Theford High School	9	1
	Spanish I Total		59	6
	Spanish II	Leyton High School	2	1
		McPherson County Secondary School	9	1
		Medicine Valley Jr-Sr High School	6	1
		Theford High School	4	1
	Spanish II Total		21	4
Perkins County High School Total			80	10
Sutherland High School	Art I and II	Hay Springs High School	2	1
		Sutherland High School	19	1
	Art I and II Total		21	2
	Art I and III	Hayes Center Secondary School	2	1
	Art I and III Total		2	1
Sutherland High School Total			23	3
Grand Total			457	68

ESU 17 2018-2019 Data

Sending School	Title	Enrolled School	SUM of Students E	COUNTA of Title
Ainsworth High School	Physics	Ainsworth High School	5	1
		Rock County High School	1	1
	Physics Total		6	2
Ainsworth High School Total			6	2
Grand Total			6	2

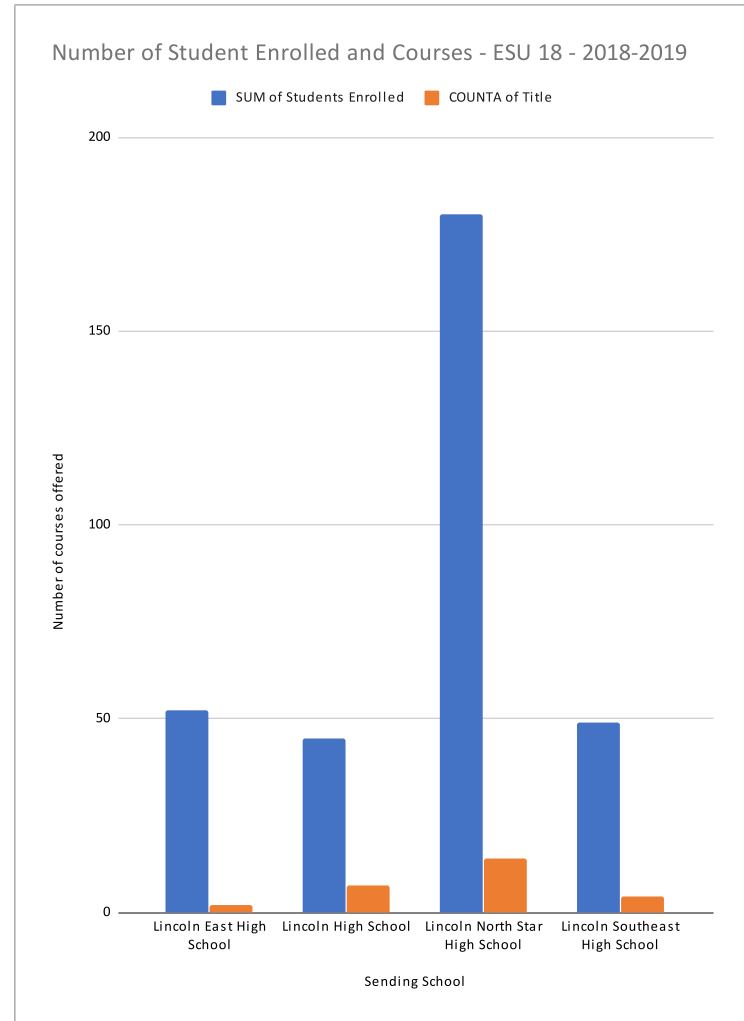
Sending School	SUM of Students E	COUNTA of Title
Ainsworth High School	6	2
Grand Total	6	2



ESU 18 2018-2019 Data

Sending School	Title	Enrolled School	SUM of Students	E COUNTA of Title
Lincoln East High School	CAD Architecture	Lincoln East High School	52	2
	CAD Architecture Total		52	2
Lincoln East High School Total			52	2
Lincoln High School	German 1/2	Lincoln High School	29	2
		Norfolk Senior High School	2	2
	German 1/2 Total		31	4
	German Level 2	Lincoln High School	12	1
		Twin River Sr High School	2	2
German Level 2 Total		14	3	
Lincoln High School Total			45	7
Lincoln North Star High School	Chinese 1st Yr.	Lincoln North Star High School	40	2
	Chinese 1st Yr. Total		40	2
	Chinese 2nd Year	Lincoln North Star High School	32	2
	Chinese 2nd Year Total		32	2
	Chinese 3/4	Lincoln North Star High School	20	2
	Chinese 3/4 Total		20	2
	French 1st Year	Cozad High School	9	4
Lincoln North Star High School		79	4	
French 1st Year Total		88	8	
Lincoln North Star High School Total			180	14
Lincoln Southeast High School	Holocaust Literature	Ashland-Greenwood High School	6	2
		Lincoln Southeast High School	43	2
	Holocaust Literature Total		49	4
Lincoln Southeast High School Total			49	4
Grand Total			326	27

Sending School	SUM of Students	E COUNTA of Title
Lincoln East High School	52	2
Lincoln High School	45	7
Lincoln North Star High School	180	14
Lincoln Southeast High School	49	4
Grand Total	326	27



ESU 19 2018-2019 Data

<i>Sending School</i>	<i>Title</i>	<i>Enrolled School</i>	<i>SUM of Students E COUNTA of Title</i>
Grand Total			

<i>Sending School</i>	<i>SUM of Students E COUNTA of Title</i>
Grand Total	

No data		

Digital Age Pedagogy

2018-19 TLT Special Project Outcomes

During the 2018-19 academic year, TLT partnered with ESUCC, NCSA, and ESU 5 to offer two opportunities for Nebraska educators to earn \$ to illustrate best practices in Digital Age Pedagogy.

Digital Age Skills

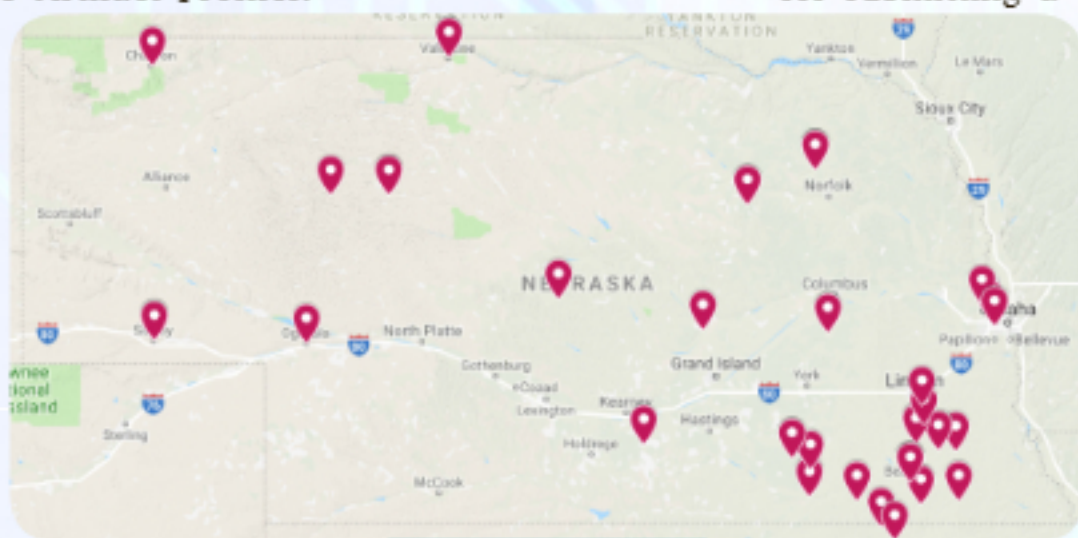
Facilitate deeper learning through student creation of products promoting acquisition of content standards and digital age skills.

6 Coaches earned \$500 to mentor participants.
8 Participants earned \$150 for submitting 3 Artifact Profiles.

Project

Purpose

Participants



BlendEd Best Practices

Promote BlendEd Best Practices within each of the Cyclical Unit Design segments: Direct Instruction, Knowledge Deepening, Knowledge Application, Empowering Learners.

8 Coaches earned \$500 to mentor participants.
25 Participants earned \$300 for submitting a Unit Plan.

Products

24 Artifact Profiles in NE's OER Commons Hub

PreK-2	3-6	MS	HS
3	6	3	12

Science, Computer Science, Math, Gen Ed, Special Ed

Grade Range

Content Areas

Partners

ESU 5, ESUCC, NCSA, ESUs

25 Unit Plans in NE's OER Commons Hub

PreK-2	3-6	MS	HS
4	5	5	11

Math, ELA, Science, Business, Spanish, Computer Science, Social Studies, Music, Special Ed

ESUCC, ESUs, NCSA

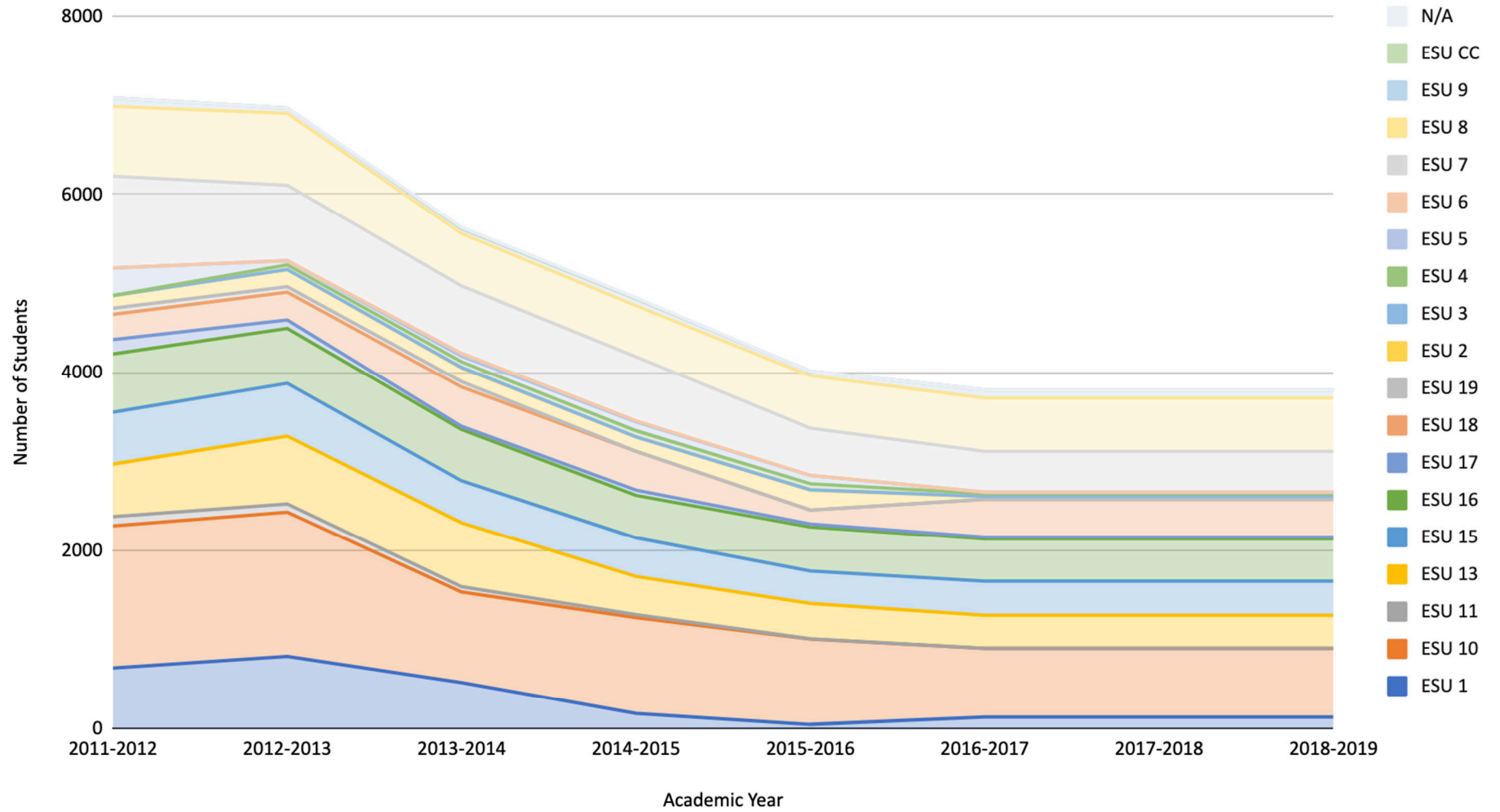
More Information:

<https://sites.google.com/esu5.org/digitalagepedagogy>

ESU Comparison of Enrollment in Distance Learning Courses from 2011 – 2019 (All courses)

Sending ESU	2011-2012	2012-2013	2013-2014	2014-2015	2015-2016	2016-2017	2017-2018	2018-2019	Totals
ESU 1	692	847	577	168	46	128	128	67	2,653
ESU 10	1,711	1,780	1,016	1,097	964	773	773	512	8,626
ESU 11	105	94	60	33	2				294
ESU 13	663	837	730	439	469	369	369	452	4,328
ESU 15	574	594	472	434	362	384	384	413	3,617
ESU 16	652	618	601	500	528	508	508	457	4,372
ESU 17	153	94	51	60	35	20	20	6	439
ESU 18	282	312	442	435	157	426	426	326	2,806
ESU 19	75	61	60						196
ESU 2	143	192	155	161	226	32	32		941
ESU 3			6		2	1	1		10
ESU 4		52	63	70	67	30	30	29	341
ESU 5	2,883	1,496	1,573	1,573	1,476	18	18	149	9,186
ESU 6			34	13	1				48
ESU 7	1,033	849	906	720	529	456	456	257	5,206
ESU 8	782	755	587	573	588	597	597	176	4,655
ESU 9	109	59	56	79	51	91	91		536
ESU CC		0	3						3
N/A			11		0	1	1	20	33
Grand Total	9,857	8,640	7,403	6,355	5,503	3,834	3,834	2,864	48,290

2011-2019 Students Enrolled in Distance Learning High School, Dual Credit or College Courses



Comparison of Rural Schools vs Metro Schools (ESU 18 and ESU 19) from 2011-2019

Rural Schools (Not ESU 18 or ESU 19)	Courses	Students
Sending Schools	6,262	34,627
Enrolled Schools	7,368	40,059

Metro School (only ESU 18 and ESU 19)

Sending Schools	319	2,843
Enrolled Schools (sent across state)	346	3,029
Only ESU 18 and ESU 19 Schools	205	2,580

Educational Service Unit Coordinating Council
Information Services Committee Meeting
October 1, 2019 at 11:30 AM Central
LPS Admin. Bldg.
5905 O Street
Lincoln, NE 68501

Attendance Taken at 11:30 AM.

Heimann ESU 01: Present
DeTurk ESU 02: Present
Robke ESU 04: Absent
McNiff ESU 05: Absent
Dahl ESU 08: Present
Wheelock ESU 10: Present
Paulman ESU 16: Present
Wickham ESU 19: Present

1. Call to Order

Notice to visitors: To be heard at this meeting, the "Request to be Heard" form, must be completed and submitted to the Secretary to the Executive Director of ESUCC. The President of the Board of ESUCC will call upon visitors wishing to address the Board in the order they were submitted or by subject.

Pursuant to Section 84-1411 of the Nebraska Statutes, notice of this meeting was given by advertisement on the ESUCC website, NE Public Meeting site, and host site.

Open Meetings Law: Pursuant to Section 84 - 1412 of the Nebraska Statutes, the public is hereby informed that a current copy of the Nebraska Open Meetings Act is posted in this meeting room.

Closed Session:

The council may enter closed session during the meeting when it determines that doing so is appropriate and is authorized by the provisions of the Open Meetings Act.

Call to order at 11:30AM.

Staff: Kraig Lofquist, Deb Hericks, Beth Kabes, Rhonda Eis, Scott Isaacson

2. Roll call

3. Agenda Item

3.1. DE2TAILS - Innovation Grant

Technology Director shared updates from the Innovation Grant. Servers need to be moved to Omaha, concentrating on the SRS. Wrapping up work on single sign on portal. SRS/AAP most attention has been spent on this part of the Innovation Grant. Working on testing/finishing the Advisor portion for online reporting. They have fixed 18 big and 22 minor issues, 4 they they are currently working on with approximately 12 tickets left to finish. People are starting to thank us for the fixes lately. We are in better shape than we were a month ago. Executive Director shared that people are happy with the new hire.

3.2. Equitable Access and Digital Resources Innovation Grant

Executive Director shared updates on the Innovation Networks. The leadership team will get together and discuss how best to move forward. Contract is in process with NDE for this work. It is working its way through the contracting phase. Looking for a broad representation of the state for the leadership team. They will likely have vendors involved but we are set up to oversee and pick the two most impactful projects at which point vendor would be involved at that point. Digital Resources and equitable access is mentioned in this network. Need to be in alignment with the other innovation networks. The outcome should have two projects adopted and more forward in some innovative way. We need to have the right people at the table to get this work finished. The main work to begin with is to define the process. These will need to be sustainable after the grant is done in two years. They need to make this learning focused. There is another network (Matt Hastings) that will be looking at the dashboard and data visualization to help steer the dashboard in the future. Want people on the teams that can help identify the gaps in the ecosystem.

3.3. Recommend Approval of TLT Special Project for Digital Age Pedagogy

Samantha Pavelka, Ben Hanika, Nick Ziegler and Beth Kabes have created a proposal for the TLT Special Project for Digital Age Pedagogy. This was a proposal request from the BlendEd group last May in Kearney.

Distance Ed/Blended Director shared the info graphic from the last Special Project. The TLT vote was 100% - 8 yes and 1 no for those participating in Special Projects. NDE is partnering in this projects. NETA was asked but declined to participate. Discussion if Materials Matter aligns with the OER work. Distance Ed/Blended Director shared the OER website where parts do align with the high quality instructional rubric but there is a section that is not aligned but they are good resources to use. It is important to partner with NDE (Dorann Avey) to have them meet with ESU schools to work to get work aligned to the standards. Need to continue to work to get resources vetted and added to the OER Hub. The proposal is for 50 teachers to work on these resources. This work is to extend the BlendEd Pilot work to continue to curate resources.

Recommend Approval of TLT Special Project for Digital Age Pedagogy Passed with a motion by Paulman ESU 16 and a second by Wheelock ESU 10.

Heimann ESU 01: Nay
DeTurk ESU 02: Yea
Dahl ESU 08: Yea
Wheelock ESU 10: Yea
Paulman ESU 16: Yea
Wickham ESU 19: Yea
Yea: 5, Nay: 1

3.3.1. 2018-2019 TLT Special Project Outcomes

3.4. Recommend Approval of OverDrive Project Proposal 2019

Discussion regarding the OverDrive project to moving forward. The is investing in our staff for professional development. Possible to work with publisher to make their titles available for OverDrive. For example, AJ Juliani last summer gave a three month period to read. This process should be more of a joint effort across affiliates. There is an interest in more audio books. The will allow us to also check out books from the NE School OverDrive collection.

Recommend Approval of OverDrive Project Proposal 2019 Passed with a motion by Dahl ESU 08 and a second by Wickham ESU 19.

Heimann ESU 01: Nay
DeTurk ESU 02: Nay
Dahl ESU 08: Yea
Wheelock ESU 10: Yea
Paulman ESU 16: Yea
Wickham ESU 19: Yea
Yea: 4, Nay: 2

3.5. Recommend Approval Learn360 Processing Fee for Schools where ESU doesn't participate Rhonda has schools that would like to subscribe to Learn360. Discuss a processing fee of \$20 plus the \$.45/student Pre-K-12 where ESUs do not participate. Discussion regarding Learn360 fees for schools where the ESU does not participate. Several schools in the ESU 10 area would like to join. Currently the price is \$.45/student. Discussed adding a fee to add these schools to participate.

Recommend approval of \$35 processing fee per request for schools plus student cost that wish to participate in Learn360 where ESU does not participate Passed with a motion by Paulman ESU 16 and a second by Heimann ESU 01.

Heimann ESU 01: Yea

DeTurk ESU 02: Yea

Dahl ESU 08: Yea

Wheelock ESU 10: Yea

Paulman ESU 16: Yea

Wickham ESU 19: Yea

Yea: 6, Nay: 0

3.6. Have ESUs adopted the OER Copyright Policy as suggested by KSB?

TLT would like to know if ESUs have adopted the OER Copyright Policy as suggested by KSB. Discussion regarding how many ESUs/Schools have adopted the approved the OER policy. Legal suggests that each ESU approve this policy. When you create things that you make sure it is open for the state. Remind ESUs to adopt and share with schools to adopt.

3.7. Distance Education Report

Distance Education/Blended Director shared the report that was pulled together for Senators on distance education in NE. Discussion on DEUs for sending and receiving schools. This is the part that is up for reauthorization. The current legislation will sunset in 2021. Presented to Legal Committee last month in order to begin discussing getting a senator to update this piece of legislation.

3.8. September Affiliate Meetings

3.8.1. NOC Meeting Minutes

Technology Director shared discussion at the NOC Affiliate meeting. There will be an RFP process for circuits for next year. New staffing at state level. Network has been addressing the NOC needs/concerns.

3.8.1.1. NOC November Training - WITS

FRom Gary Needham to NOC:

OK, I got the information from Jeff and have a follow-up. Again, please provide any feedback you have.

WiTS (Wireless Training Solutions) is the company, and they have multiple course selections. They can do CWNP / CWNA classes, but those are more days, more in-depth than probably the entire group is looking for. They have a WiFi Foundations 2-day course (syllabus attached) that they are proposing, and they are available for those days.

Additional details:

- Recommended attendance is around 20; they will accept more if we feel the need to exceed the number.
- Zoom is allowed
- Recording is not allowed
- Free access to their "How Wireless Works" online course is granted, which includes 5 courses including WiFi Foundations and allows us to review the content later. (This may also be available to those who do not attend.)

I am supposed to get the proposal later today. At that time I'll follow up with Jamen and Deb to make sure things fit within the budget.

Finally, I received one reply requesting that we get information about CWNA and/or CWNP courses. I also found out that the U of N has wider interest in the same topic, so I think that is something that can happen cooperatively but not this fiscal year. I doubt we have enough interest for full NOC participation, but there may be some options down the road.

--

You received this message because you are subscribed to the Google Groups "Network Operations Committee (NOC)" group.

To unsubscribe from this group and stop receiving emails from it, send an email to noc+unsubscribe@esu9.us.

To view this discussion on the web

visit <https://groups.google.com/a/esu9.us/d/msgid/noc/4D8385FE-126A-4FB2-A91C-4D0610FC7E07%40esu9.us>.

--

Gary Needham, Director of Technology
ESU 9, Hastings, NE
office:402-463-5611 direct: 402-834-3557
[e-mail: gary.needham@esu9.us](mailto:gary.needham@esu9.us)

Discussion Tabled for further information.

3.8.2. TLT Meeting Minutes

Distance Education/Blended Director shared that the upcoming training in November has been moved to a Zoom meeting. They will have Bobbi Truhe in the morning, the afternoon has been canceled - what apps are appropriate for students/policy work. Not ready to share this information. They are putting in time for work groups. The second day will consist of NE

Access by Library Commission and afternoon a webinar from ISKME/OER Hub.

3.9. Staff Reports

3.9.1. Scott Isaacson

Technology Director report throughout the agenda.

3.9.2. Beth Kabes

Distance Education/Blended Director will be presenting to the NSCA (school counselors). Discussion related to NROC, NDE paid invoice but staff is still supporting the program.

3.9.3. Rhonda Eis

Sixty-four more new members have been added to the OER. Learn360 had a webinar on the admin portals. In the future, they will be offering an upload of up to 15 videos per ESU.

4. Next Meeting Agenda Items

5. Adjournment

Meeting adjourned at 1:25PM.



PROJECT NAME: BlendEd Projects – Instructional Materials
PROJECT DIRECTOR: Rhonda Eis
REPORT PERIOD: October 2019

Learn360

Statewide Usage - August 1 – September 27, 2019

	Logins	Searches	Video Views	Video Downloads	Non-Video Views
Total*	40,809	13,802	42,842	104	352

*75% of usage is ESU 18

Admin Portal Webinar was held on September 25. [Link to webinar recording](#)

Databases are open now for ESUs opting to offer these to their districts. Training webinars were held for these databases in August. Company rep is working with ESUCC staff and ESU to help school's get started with the databases.

Some schools are requesting access to Learn360 subscription after ESU has opted out of the the statewide buy.

Open Education Resources (OER) Project

Nebraska OER Hub: <https://www.oercommons.org/hubs/nebraska>

Nebraska OER Information: [Group link](#)

Toolkit: [OER Toolkit](#)

657 members (added 64 new members in September)

In November will have another training webinar with Megan Simmons with ISKME on OER. This webinar will also be offered to all affiliate groups. Work time is also set aside that day to work collaboratively.

TLT Affiliate Activities

- Learning Objects Acquisitions – more Information in ESUCC Information Services agenda
 - [OverDrive Project Info Video](#)
 - [Project Proposal](#)

- Special Projects
 - Information about Digital Age Pedagogy proposed project in ESUCC Information Services agenda.

Upcoming Training

- November 20-21
 - FERPA and COPPA (Bobby Truhe)
 - NE Library Commission, OER Commons - ISKME Webinar

2019-20 TLT Leadership Team

- Co-Chair - Katie Morrow, ESU 8
- Co-Chair - Peg Coover, ESU 10
- Co-Recorder - Nick Ziegler, ESU 5
- Co-Recorder - Kelly Means, ESU 19
- Co-Representative – Ben Hanika, ESU 4
- Co-Representative - Lori Biesecker, ESU 13
- ESU Coordinating Council - Beth Kabes
- ESU Coordinating Council - Rhonda Eis
- Nebraska Department of Education - Dorann Avey

ESUCC Information Services Update

Scott Isaacson
October, 2019

DE²TAILS

Infrastructure

The focus during September has been on SRS software fixes, and not as much on moving servers. One virtual server was moved during September and 12 remain to be moved. These are planned during October.

SRS and AAP

Mike, Wade, Scott and a contract developer are focused on finishing the ADVISER state reporting features this week. On the defects list, some new items have come to our attention in the last month through Minh and help requests he's received. In the last month we have fixed 18 significant and 22 minor problems, 4 are in progress and 15 remain on the list. The remaining issues have a lower impact than some of the high priority fixes that have already been implemented. The team has continued to communicate with the user community regularly through system announcements and Minh is keeping the open tickets on the helpdesk steady. As ADVISER reporting becomes available the team will be monitoring the system closely and will remain ready to address any problems our users encounter with the reporting process.

Equitable Access and Digital Resources Innovation Network

The ESUCC is named as directing the Equitable Access and Digital Resources Innovation Network over 2 years until the summer of 2021. The timeline and budget (totalling \$1.5 million) have been submitted through Dr. Dean Folkers at NDE. The NDE is drafting the contract for this work. In preparation for this work, Scott has worked to define the advisory committee of about 6 people with diversity in roles, locations, and sizes of the districts or areas they represent, such as an administrator, a technical leader, an instructional leader, a professional development leader, from a mix of smaller districts in rural areas and larger districts and urban areas. This advisory board will establish the processes for operating the ongoing innovation network and select and manage two innovation projects to build or buy, implement, and train users on software or software enhancements. In the contract being developed, Scott Isaacson is named as the director of this network.

OverDrive Professional Library Survey - Sept 2019

Project information

OverDrive Education - Digital Professional Library for ESU Staff

Goal: Build an online professional development library that provides literature on current best practices in all areas of services provided by ESUs.

[Here is the Project Proposal](#)

TLT Vote

TLT Vote Recommendation Vote from the MSA: Instructional Materials participants

11 out of 14 - 79% -- Yes (ESU: 1,2,3,4,5,8,10,13,15,16,18)

3 out of 14 - 21% -- No (ESU: 7, 17, 19)

Non-participating ESUs 6,9 - Voted no -- ESU 11 - No response

[Here are the responses with comments](#)

ESU Survey Respondents

- 47 people completed survey from ESUs participating in the MSA: Instructional Materials - Learning Objects Acquisition project
 - Responses from ESU: 1,3,4,5,7,8,10,13,15,16,18,19
 - No Responses: ESU: 2,17
 - TLT - 16, SDA - 18, NOC - 1, ESPD - 6, Administrator - 1, ESUCC - 2, Other - 3
 - 4 people from non-participating ESUs (9,11) completed survey
 - 2 SDA, 1 TLT, 1 NOC
-

Responses to Questions

- 1. I would find value in a digital professional library available anytime, anywhere for my ESU.**
 - 37 out of 47 = 79% - Yes
 - 10 out of 47 = 21% - No - Neutral in opinion
 - Nonparticipating ESUs - 3 out of 4 people = 75% surveyed did not find value
- 2. I think my ESU would potentially utilize access to multiple copies for the purpose of professional book studies.**
 - 38 out of 47 = 80% - Yes
 - 9 out of 47 = 20% - No
 - Nonparticipating ESUs - 3 out of 4 people = 75% replied - No
- 3. I would benefit from instant access to timely, relevant professional titles.**
 - 40 out of 47 = 85% - Yes
 - 7 out of 47 = 15% - No
 - Nonparticipating ESUs - 3 out of 4 people = 75% replied - Yes
- 4. I would use audiobooks in a digital professional library when available.**
 - 35 out of 47 = 75% - Yes
 - 12 out of 47 = 25% - No
 - Nonparticipating ESUs - 3 out of 4 people = 50% - Yes
- 5. I see a cost benefit for my ESU in sharing a statewide digital professional library.**
 - 40 out of 47 = 85% - Yes
 - 7 out of 47 = 15% - No
 - Nonparticipating ESUs - 3 out of 4 = 50% - Yes
- 6. It would be beneficial to me and my colleagues to be able to request specific professional titles for efficient and timely availability.**
 - 40 out of 47 = 85% - Yes
 - 7 out of 47 = 15% - No
 - Nonparticipating ESUs - 3 out of 4 people = 50% - Yes
- 7. What benefits would a digital professional library provide to you, your work, and your ESU? [Here are the answers](#)**
- 8. What questions do you have regarding a digital professional library? [Here are the Questions and Comments](#)**
- 9. What titles do you recommend for a digital professional learning collection? [Here are the suggested titles](#)**

Proposal

Prepared by



Wireless Training & Solutions (WiTS)

For



*to educate, empower, and
inspire lifelong learners*

2 Day AM-101 Wi-Fi Foundations

Private Training

Version 1.0
9/26/19

Executive Summary

ESU9 has requested a quote for private (2) Day Wi-Fi Foundations training on location at 5807 Osborne Drive West, Hastings, NE 68901.

Our SME's have nearly two decades of experience in providing Wi-Fi certification and training combined with hands-on experience with enterprise wireless design, wireless troubleshooting, and spectrum analysis software in the field. We transfer knowledge with a unique customer centric approach which combines our expert field knowledge with the industry standard WLAN best practices.

Training Content Services

WiTS offers a variety of hand-crafted training solutions to engage your audience:

- Custom courseware creation with hands-on labs
- Lunch and Learn presentations
- Custom webinars
- Blog articles
- Interactive training resource tools

Multi-Sensory Training Approach

We believe that training isn't a "one size fits all" approach. Our SME's utilize a multi-sensory training approach to accommodate the different learning styles. We have broad experience in the development of custom learning environments, intentionally created to blend a variety of instructional techniques in order to maximize student knowledge retention.

We understand the job demands, budgets, and time constraints of our customers. In order to accommodate these variables, we have crafted a variety of training delivery strategies that are specific needs of our customers.

WiTS offers a variety of hand-crafted training delivery methods to engage your audience:

- *LIVE* IN-PERSON instructor training with hands-on labs
- *LIVE* REMOTE instructor training with hands-on labs
- OJT, On-the-Job instructor Training
- Webinar training
- Lunch and Learn training

Scope of work

Wireless Training & Solutions, or (WiTS) will deliver an ON-SITE (2)-day training consisting of AM-101 Wi-Fi Foundations.

Day 1&2 - AM-101 Wi-Fi Foundations Overview

Chapter 1: Top 10 "must knows" of Wi-Fi

Chapter 2: WLAN Foundations – Standards & Compliance Organizations

Chapter 3: Wi-Fi Stations – Clients, APs, Bridges, and Repeaters

Chapter 4: The Physical Layer

Chapter 5: The Data Link Layer

Chapter 6: Opportunities in Wi-Fi

Primary Contacts

WITS Contact	Ryan Levy	Primary Customer Contact	Gary Needham
Title	Sales Development Manager	Company	ESU9
Phone	(720) 775-7324	Phone	(402) 463-5611
Email	ryanl@wirelesstrainingsolutions.com	Email	Gary.Needham@esu9.us

Terms & Conditions

Payment Terms (Upon Receipt)

Upon acceptance of the statement of work (SOW), WiTS will invoice.

Pricing

Quote No.:	Terms:	Company/Project Name	
102069	Net 0	ESU9	
Description	Quantity	Rate	Total
AM-101 Wi-Fi Foundations Private Training (up to 20 students)	1	\$ 9,995.00	\$ 9,995.00
TOTAL:			\$ 9,995.00
Balance Due			\$ 9,995.00

Customer Authorization

ESU9

Wireless Training & Solutions

Authorized Signature

Authorized Signature

Printed Name

Printed Name

Title

Title

Date

Date

OverDrive Professional Library Survey - Sept 2019

Project information

OverDrive Education - Digital Professional Library for ESU Staff

Goal: Build an online professional development library that provides literature on current best practices in all areas of services provided by ESUs.

[Here is the Project Proposal](#)

TLT Vote

TLT Vote Recommendation Vote from the MSA: Instructional Materials participants

11 out of 14 - 79% -- Yes (ESU: 1,2,3,4,5,8,10,13,15,16,18)

3 out of 14 - 21% -- No (ESU: 7, 17, 19)

Non-participating ESUs 6,9 - Voted no -- ESU 11 - No response

[Here are the responses with comments](#)

ESU Survey Respondents

- 47 people completed survey from ESUs participating in the MSA: Instructional Materials - Learning Objects Acquisition project
 - Responses from ESU: 1,3,4,5,7,8,10,13,15,16,18,19
 - No Responses: ESU: 2,17
 - TLT - 16, SDA - 18, NOC - 1, ESPD - 6, Administrator - 1, ESUCC - 2, Other - 3
 - 4 people from non-participating ESUs (9,11) completed survey
 - 2 SDA, 1 TLT, 1 NOC
-

Responses to Questions

- 1. I would find value in a digital professional library available anytime, anywhere for my ESU.**
 - 37 out of 47 = 79% - Yes
 - 10 out of 47 = 21% - No - Neutral in opinion
 - Nonparticipating ESUs - 3 out of 4 people = 75% surveyed did not find value
- 2. I think my ESU would potentially utilize access to multiple copies for the purpose of professional book studies.**
 - 38 out of 47 = 80% - Yes
 - 9 out of 47 = 20% - No
 - Nonparticipating ESUs - 3 out of 4 people = 75% replied - No
- 3. I would benefit from instant access to timely, relevant professional titles.**
 - 40 out of 47 = 85% - Yes
 - 7 out of 47 = 15% - No
 - Nonparticipating ESUs - 3 out of 4 people = 75% replied - Yes
- 4. I would use audiobooks in a digital professional library when available.**
 - 35 out of 47 = 75% - Yes
 - 12 out of 47 = 25% - No
 - Nonparticipating ESUs - 3 out of 4 people = 50% - Yes
- 5. I see a cost benefit for my ESU in sharing a statewide digital professional library.**
 - 40 out of 47 = 85% - Yes
 - 7 out of 47 = 15% - No
 - Nonparticipating ESUs - 3 out of 4 = 50% - Yes
- 6. It would be beneficial to me and my colleagues to be able to request specific professional titles for efficient and timely availability.**
 - 40 out of 47 = 85% - Yes
 - 7 out of 47 = 15% - No
 - Nonparticipating ESUs - 3 out of 4 people = 50% - Yes
- 7. What benefits would a digital professional library provide to you, your work, and your ESU? [Here are the answers](#)**
- 8. What questions do you have regarding a digital professional library? [Here are the Questions and Comments](#)**
- 9. What titles do you recommend for a digital professional learning collection? [Here are the suggested titles](#)**

Nebraska Open Meetings Act

84-1407. Act, how cited. Sections 84-1407 to 84-1414 shall be known and may be cited as the Open Meetings Act.

84-1408. Declaration of intent; meetings open to public. It is hereby declared to be the policy of this state that the formation of public policy is public business and may not be conducted in secret. Every meeting of a public body shall be open to the public in order that citizens may exercise their democratic privilege of attending and speaking at meetings of public bodies, except as otherwise provided by the Constitution of Nebraska, federal statutes, and the Open Meetings Act.

84-1409. Terms, defined. For purposes of the Open Meetings Act, unless the context otherwise requires:

(1)(a) Public body means (i) governing bodies of all political subdivisions of the State of Nebraska, (ii) governing bodies of all agencies, created by the Constitution of Nebraska, statute, or otherwise pursuant to law, of the executive department of the State of Nebraska, (iii) all independent boards, commissions, bureaus, committees, councils, subunits, or any other bodies created by the Constitution of Nebraska, statute, or otherwise pursuant to law, (iv) all study or advisory committees of the executive department of the State of Nebraska whether having continuing existence or appointed as special committees with limited existence, (v) advisory committees of the bodies referred to in subdivisions (i), (ii), and (iii) of this subdivision, and (vi) instrumentalities exercising essentially public functions; and

(b) Public body does not include (i) subcommittees of such bodies unless a quorum of the public body attends a subcommittee meeting or unless such subcommittees are holding hearings, making policy, or taking formal action on behalf of their parent body, except that all meetings of any subcommittee established under section 81-15,175 are subject to the Open Meetings Act, and (ii) entities conducting judicial proceedings unless a court or other judicial body is exercising rulemaking authority, deliberating, or deciding upon the issuance of administrative orders;

(2) Meeting means all regular, special, or called meetings, formal or informal, of any public body for the purposes of briefing, discussion of public business, formation of tentative policy, or the taking of any action of the public body; and

(3) Videoconferencing means conducting a meeting involving participants at two or more locations through the use of audio-video equipment which allows participants at each location to hear and see each meeting participant at each other location, including public input. Interaction between meeting participants shall be possible at all meeting locations.

84-1410. Closed session; when; purpose; reasons listed; procedure; right to challenge; prohibited acts; chance meetings, conventions, or workshops.

(1) Any public body may hold a closed session by the affirmative vote of a majority of its voting members if a closed session is clearly necessary for the protection of the public interest or for the prevention of needless injury to the reputation of an individual and if such individual has not requested a public meeting. The subject matter and the reason necessitating the closed session shall be identified in the motion to close. Closed sessions may be held for, but shall not be limited to, such reasons as: (a) Strategy sessions with respect to collective bargaining, real estate purchases, pending litigation, or litigation which is imminent as evidenced by communication of a claim or threat of litigation to or by the public body; (b) Discussion regarding deployment of security personnel or devices; (c) Investigative proceedings regarding allegations of criminal misconduct; (d) Evaluation of the job performance of a person when necessary to prevent needless injury to the reputation of a person and if such person has not requested a public meeting; (e) For the Community Trust created under section 81-1801.02, discussion regarding the amounts to be paid to individuals who have suffered from a tragedy of violence or natural disaster; or (f) For public hospitals, governing board peer review activities, professional review activities, review and discussion of medical staff investigations or disciplinary actions, and any strategy session concerning transactional negotiations with any referral source that is required by federal law to be conducted at arms length. Nothing in this section shall permit a closed meeting for discussion of the appointment or election of a new member to any public body.

(2) The vote to hold a closed session shall be taken in open session. The entire motion, the vote of each member on the question of holding a closed session, and the time when the closed session commenced and concluded shall be recorded in the minutes. If the motion to close passes, then the presiding officer immediately prior to the closed session shall restate on the record the limitation of the subject matter of the closed session. The public body holding such a closed session shall restrict its consideration of matters during the closed portions to only those purposes set forth in the motion to close as the reason for the closed session. The meeting shall be reconvened in open session before any formal action may be taken. For purposes of this section, formal action shall mean a collective decision or a collective commitment or promise to make a decision on any question, motion, proposal, resolution, order, or ordinance or formation of a position or policy but shall not include negotiating guidance given by members of the public body to legal counsel or other negotiators in closed sessions authorized under subdivision (1)(a) of this section.

(3) Any member of any public body shall have the right to challenge the continuation of a closed session if the member determines that the session has exceeded the reason stated in the original motion to hold a closed session or if the member contends that the closed session is neither clearly necessary for (a) the protection of the public interest or (b) the prevention of needless injury to the reputation of an individual. Such challenge shall be overruled only by a majority vote of the members of the public body. Such challenge and its disposition shall be recorded in the minutes. (4) Nothing in this section shall be construed to require that any meeting be closed to the public. No person or public body shall fail to invite a portion of its members to a meeting, and no public body shall designate itself a subcommittee of the whole body for the purpose of circumventing the Open Meetings Act. No closed session, informal meeting, chance meeting, social gathering, email, fax, or other electronic communication shall be used for the purpose of circumventing the requirements of the act.

(5) The act does not apply to chance meetings or to attendance at or travel to conventions or workshops of members of a public body at which there is no meeting of the body then intentionally convened, if there is no vote or other action taken regarding any matter over which the public body has supervision, control, jurisdiction, or advisory power.

84-1411. Meetings of public body; notice; contents; when available; right to modify; duties concerning notice; videoconferencing or telephone conferencing authorized; emergency meeting without notice; appearance before public body.

(1) Each public body shall give reasonable advance publicized notice of the time and place of each meeting by a method designated by each public body and recorded in its minutes. Such notice shall be transmitted to all members of the public body and to the public. Such notice shall contain an agenda of subjects known at the time of the publicized notice or a statement that the agenda, which shall be kept continually current, shall be readily available for public inspection at the principal office of the public body during normal business hours. Agenda items shall be sufficiently descriptive to give the public reasonable notice of the matters to be considered at the meeting. Except for items of an emergency nature, the agenda shall not be altered later than (a) twenty-four hours before the scheduled commencement of the meeting or (b) forty-eight hours before the scheduled commencement of a meeting of a city council or village board scheduled outside the corporate limits of the municipality. The public body shall have the right to modify the

agenda to include items of an emergency nature only at such public meeting.

(2) A meeting of a state agency, state board, state commission, state council, or state committee, of an advisory committee of any such state entity, of an organization created under the Interlocal Cooperation Act, the Joint Public Agency Act, or the Municipal Cooperative Financing Act, of the governing body of a public power district having a chartered territory of more than one county in this state, of the governing body of a public power and irrigation district having a chartered territory of more than one county in this state, of a board of an educational service unit, of the Educational Service Unit Coordinating Council, of the governing body of a risk management pool or its advisory committees organized in accordance with the Intergovernmental Risk Management Act, or of a community college board of governors may be held by means of videoconferencing or, in the case of the Judicial Resources Commission in those cases specified in section 24-1204, by telephone conference, if: (a) Reasonable advance publicized notice is given; (b) Reasonable arrangements are made to accommodate the public's right to attend, hear, and speak at the meeting, including seating, recordation by audio or visual recording devices, and a reasonable opportunity for input such as public comment or questions to at least the same extent as would be provided if videoconferencing or telephone conferencing was not used; (c) At least one copy of all documents being considered is available to the public at each site of the videoconference or telephone conference; (d) At least one member of the state entity, advisory committee, board, council, or governing body is present at each site of the videoconference or telephone conference, except that a member of an organization created under the Interlocal Cooperation Act that sells electricity or natural gas at wholesale on a multistate basis, an organization created under the Municipal Cooperative Financing Act, or a governing body of a risk management pool or an advisory committee of such organization or pool may designate a nonvoting designee, who shall not be included as part of the quorum, to be present at any site; and (e) (i) Except as provided in subdivision (2)(e)(ii) of this section, no more than one-half of the state entity's, advisory committee's, board's, council's, or governing body's meetings in a calendar year are held by videoconference or telephone conference; or (ii) In the case of an organization created under the Interlocal Cooperation Act that sells electricity or natural gas at wholesale on a multistate basis or an organization created under the Municipal Cooperative Financing Act, such organization holds at least one meeting each calendar year that is not by videoconferencing or telephone conferencing. Videoconferencing, telephone conferencing, or conferencing by other electronic communication shall not be used to circumvent any of the public government purposes established in the Open Meetings Act.

(3) A meeting of a board of an educational service unit, of the Educational Service Unit Coordinating Council, of the governing body of an entity formed under the Interlocal Cooperation Act, the Joint Public Agency Act, or the Municipal Cooperative Financing Act, of the governing body of a risk management pool or its advisory committees organized in accordance with the Intergovernmental Risk Management Act, of a community college board of governors, of the governing body of a public power district, of the governing body of a public power and irrigation district, or of the Nebraska Brand Committee may be held by telephone conference call if: (a) The territory represented by the educational service unit, member educational service units, community college board of governors, public power district, public power and irrigation district, Nebraska Brand Committee, or member public agencies of the entity or pool covers more than one county; (b) Reasonable advance publicized notice is given which identifies each telephone conference location at which there will be present: (i) A member of the educational service unit board, council, community college board of governors, governing body of a public power district, governing body of a public power and irrigation district, Nebraska Brand Committee, or entity's or pool's governing body; or (ii) A nonvoting designee designated under subdivision (3)(f) of this section; (c) All telephone conference meeting sites identified in the notice are located within public buildings used by members of the educational service unit board, council, community college board of governors, governing body of the public power district, governing body of the public power and irrigation district, or entity or pool or at a place which will accommodate the anticipated audience; (d) Reasonable arrangements are made to accommodate the public's right to attend, hear, and speak at the meeting, including seating, recordation by audio recording devices, and a reasonable opportunity for input such as public comment or questions to at least the same extent as would be provided if a telephone conference call was not used; (e) At least one copy of all documents being considered is available to the public at each site of the telephone conference call; (f) At least one member of the educational service unit board, council, community college board of governors, governing body of the public power district, governing body of the public power and irrigation district, Nebraska Brand Committee, or governing body of the entity or pool is present at each site of the telephone conference call identified in the public notice, except that a member of an organization created under the Interlocal Cooperation Act that sells electricity or natural gas at wholesale on a multistate basis, an organization created under the Municipal Cooperative Financing Act, or a governing body of a risk management pool or an advisory committee of such organization or pool may designate a nonvoting designee, who shall not be included as part of the quorum, to be present at any site; (g) The telephone conference call lasts no more than five hours; and (h) No more than one-half of the board's, council's, governing body's, entity's, or pool's meetings in a calendar year are held by telephone conference call, except that: (i) The governing body of a risk management pool that meets at least quarterly and the advisory committees of the governing body may each hold more than one-half of its meetings by telephone conference call if the governing body's quarterly meetings are not held by telephone conference call or videoconferencing; and (ii) An organization created under the Interlocal Cooperation Act that sells electricity or natural gas at wholesale on a multistate basis or an organization created under the Municipal Cooperative Financing Act may hold more than one-half of its meetings by telephone conference call if the organization holds at least one meeting each calendar year that is not by videoconferencing or telephone conference call. Nothing in this subsection shall prevent the participation of consultants, members of the press, and other nonmembers of the governing body at sites not identified Daily Documentation 1st Quarter in the public notice. Telephone conference calls, emails, faxes, or other electronic communication shall not be used to circumvent any of the public government purposes established in the Open Meetings Act.

(4) The secretary or other designee of each public body shall maintain a list of the news media requesting notification of meetings and shall make reasonable efforts to provide advance notification to them of the time and place of each meeting and the subjects to be discussed at that meeting.

(5) When it is necessary to hold an emergency meeting without reasonable advance public notice, the nature of the emergency shall be stated in the minutes and any formal action taken in such meeting shall pertain only to the emergency. Such emergency meetings may be held by means of electronic or telecommunication equipment. The provisions of subsection (4) of this section shall be complied with in conducting emergency meetings. Complete minutes of such emergency meetings specifying the nature of the emergency and any formal action taken at the meeting shall be made available to the public by no later than the end of the next regular business day.

(6) A public body may allow a member of the public or any other witness other than a member of the public body to appear before the public body by means of video or telecommunications equipment.

84-1412. Meetings of public body; rights of public; public body; powers

and duties.

(1) Subject to the Open Meetings Act, the public has the right to attend and the right to speak at meetings of public bodies, and all or any part of a meeting of a public body, except for closed sessions called pursuant to section 84-1410, may be videotaped, televised, photographed, broadcast, or recorded by any person in attendance by means of a tape recorder, camera, video equipment, or any other means of pictorial or sonic reproduction or in writing.

(2) It shall not be a violation of subsection (1) of this section for any public body to make and enforce reasonable rules and regulations regarding the conduct of persons attending, speaking at, videotaping, televising, photographing, broadcasting, or recording its meetings. A body may not be required to allow citizens to speak at each meeting, but it may not forbid public participation at all meetings.

(3) No public body shall require members of the public to identify themselves as a condition for admission to the meeting nor shall such body require that the name of any member of the public be placed on the agenda prior to such meeting in order to speak about items on the agenda. The body may require any member of the public desiring to address the body to identify himself or herself.

(4) No public body shall, for the purpose of circumventing the Open Meetings Act, hold a meeting in a place known by the body to be too small to accommodate the anticipated audience.

(5) No public body shall be deemed in violation of this section if it holds its meeting in its traditional meeting place which is located in this state.

(6) No public body shall be deemed in violation of this section if it holds a meeting outside of this state if, but only if: (a) A member entity of the public body is located outside of this state and the meeting is in that member's jurisdiction; (b) All out-of-state locations identified in the notice are located within public buildings used by members of the entity or at a place which will accommodate the anticipated audience; (c) Reasonable arrangements are made to accommodate the public's right to attend, hear, and speak at the meeting, including making a telephone conference call available at an in-state location to members, the public, or the press, if requested twenty-four hours in advance; (d) No more than twenty-five percent of the public body's meetings in a calendar year are held out-of-state; (e) Out-of-state meetings are not used to circumvent any of the public government purposes established in the Open Meetings Act; (f) Reasonable arrangements are made to provide viewing at other in-state locations for a videoconference meeting if requested fourteen days in advance and if economically and reasonably available in the area; and (g) The public body publishes notice of the out-of-state meeting at least twenty-one days before the date of the meeting in a legal newspaper of statewide circulation.

(7) The public body shall, upon request, make a reasonable effort to accommodate the public's right to hear the discussion and testimony presented at the meeting.

(8) Public bodies shall make available at the meeting or the in-state location for a telephone conference call or videoconference, for examination and copying by members of the public, at least one copy of all reproducible written material to be discussed at an open meeting. Public bodies shall make available at least one current copy of the Open Meetings Act posted in the meeting room at a location accessible to members of the public. At the beginning of the meeting, the public shall be informed about the location of the posted information.

84-1413. Meetings; minutes; roll call vote; secret ballot; when.

(1) Each public body shall keep minutes of all meetings showing the time, place, members present and absent, and the substance of all matters discussed.

(2) Any action taken on any question or motion duly moved and seconded shall be by roll call vote of the public body in open session, and the record shall state how each member voted or if the member was absent or not voting. The requirements of a roll call or viva voce vote shall be satisfied by a public body which utilizes an electronic voting device which allows the yeas and nays of each member of such public body to be readily seen by the public.

(3) The vote to elect leadership within a public body may be taken by secret ballot, but the total number of votes for each candidate shall be recorded in the minutes.

(4) The minutes of all meetings and evidence and documentation received or disclosed in open session shall be public records and open to public inspection during normal business hours.

(5) Minutes shall be written, except as provided in subsection (6) of this section, and available for inspection within ten working days or prior to the next convened meeting, whichever occurs earlier, except that cities of the second class and villages may have an additional ten working days if the employee responsible for writing the minutes is absent due to a serious illness or emergency.

(6) Minutes of the meetings of the board of a school district or educational service unit may be kept as an electronic record.

84-1414. Unlawful action by public body; declared void or voidable by district court; when; duty to enforce open meeting laws; citizen's suit; procedure; violations; penalties.

(1) Any motion, resolution, rule, regulation, ordinance, or formal action of a public body made or taken in violation of the Open Meetings Act shall be declared void by the district court if the suit is commenced within one hundred twenty days of the meeting of the public body at which the alleged violation occurred. Any motion, resolution, rule, regulation, ordinance, or formal action of a public body made or taken in substantial violation of the Open Meetings Act shall be voidable by the district court if the suit is commenced more than one hundred twenty days after but within one year of the meeting of the public body in which the alleged violation occurred. A suit to void any final action shall be commenced within one year of the action.

(2) The Attorney General and the county attorney of the county in which the public body ordinarily meets shall enforce the Open Meetings Act.

(3) Any citizen of this state may commence a suit in the district court of the county in which the public body ordinarily meets or in which the plaintiff resides for the purpose of requiring compliance with or preventing violations of the Open Meetings Act, for the purpose of declaring an action of a public body void, or for the purpose of determining the applicability of the act to discussions or decisions of the public body. It shall not be a defense that the citizen attended the meeting and failed to object at such time. The court may order payment of reasonable attorney's fees and court costs to a successful plaintiff in a suit brought under this section.

(4) Any member of a public body who knowingly violates or conspires to violate or who attends or remains at a meeting knowing that the public body is in violation of any provision of the Open Meetings Act shall be guilty of a Class IV misdemeanor for a first offense and a Class III misdemeanor for a second or subsequent offense.

Revised 6-3-19




PERRY, GUTHRY, HAASE & GESSFORD, P.C., L.L.O.
233 SOUTH 13TH STREET, SUITE 1400, LINCOLN, NE 68508
(402) 476-9200

jgessford@perrylawfirm.com
rschultze@perrylawfirm.com
gperry@perrylawfirm.com



Nebraska Council
of School Administrators

455 South 11th Street, Suite A
Lincoln, NE 68508
(402) 476-8055
nrsa.org



*To lead and support the preparation of all
Nebraskans for learning, earning, and living.*

2017-2026 STRATEGIC VISION AND DIRECTION

Nebraska State Board of Education and Nebraska
Department of Education

12/02/16

Nebraska State Board of Education

The State Board of Education is an elected, constitutional body that is the policy forming and evaluative body for the state school program (79-301 (2) R.R.S.) in addition to ensuring the State Department of Education functions effectively within the framework developed by the state Legislature and the Board. The Board is elected on a non-partisan ballot, with one member from each district. Board members serve four-year terms.

District 3: Rachel Wise, President

District 1: Lillie Larsen, Vice President

District 2: Glen Flint

District 4: John Witzel

District 5: Patricia Timm

District 6: Maureen Nickels

District 7: Molly O 'Holleran

District 8: Patrick McPherson

Nebraska Department of Education

The Nebraska Department of Education (NDE) is a constitutional agency comprised of services, programs, Vocational Rehabilitation (Nebraska VR), and Disabilities Determination Section (DDS). The NDE operates under the authority of an elected State Board of Education (Board) and the Commissioner of Education (Commissioner). The NDE is organized into teams that carry out the duties assigned by state and federal statutes and the policy directions of the Board. Teams are organized around distinct functions and responsibilities that encompass leadership and support for Nebraska's system of early childhood, primary, secondary, and postsecondary education; direct services to clients; and internal support to the agency.

The NDE carries out its duties on behalf of Nebraska students and parents involved in public and nonpublic school systems. The NDE staff interacts with schools, parents, businesses, community partners, and institutions of higher education to develop, coordinate, and improve educational programs and services.

Commissioner of Education: Matthew L. Blomstedt, Ph.D.

Strategic Vision and Direction – 2017-2026

Introduction

In January of 2016, the Board and the NDE initiated the development of a Strategic Plan to guide the vision and direction of education in Nebraska for the next ten years. Nebraska's Strategic Plan to be known as **Nebraska Quality Education Systems for Today and Tomorrow (NEQuESTT)** represents the evolution of a philosophical and practical approach to supporting education in Nebraska. This commitment unifies and strengthens positive outcomes for each and every Nebraskan through bold and achievable goals. **NEQuESTT** not only outlines the critical needs and strengths within the system, but also reflects innovative approaches to ensure each Nebraskan has equitable access to opportunities and are ready for success in postsecondary, career, and civic life. **NEQuESTT** is the educational journey that puts forth a new vision and bold agenda for the system of education in Nebraska. This vision will require new and different ways of working together, stretching beyond the status quo, and engaging stakeholders through collaborative processes. The strategic plan defines a direction for accountability and a system of services and supports without losing sight of the importance of ensuring compliance with state and federal policies.

NEQuESTT guides the Board and the NDE to address some of the most urgent priorities within Nebraska. With an intentional and comprehensive focus on ensuring a reduction in educational inequities for the most vulnerable populations, this strategic plan directs focus on student- or client-centered outcomes, high quality opportunities, and a strong system of support **for every student, every day**.

NEQuESTT and AQuESTT

NEQuESTT aligns with Nebraska's accountability system, Accountability for a Quality Education System Today and Tomorrow (**AQuESTT**). The six critical tenets of **AQuESTT** holistically address accountability and quality education in Nebraska. Originally designed to meet statutory accountability requirements, **AQuESTT** has quickly grown beyond and guides the NDE and its work.

AQuESTT provides a fundamental focus on achievement and opportunity gaps and ensures strategies produce equitable outcomes for each and every learner. As a result, **NEQuESTT** includes goals with benchmarks that measure disaggregated data to ensure equity and access.

Roles:

In order to support strategic priorities, a suite of approaches is utilized that reflects the nuance of the work and the many stakeholders, systems, and partners that intersect to support a state education system. The various roles are:

Champion - NDE actively leads the strategic vision, goals, and policy direction to support learning, earning, and living by:

- Engaging key stakeholders and partners on emerging needs in the educational landscape and corresponding policy advocacy approach
- Exercising policy leadership and proactively engaging and partnering with the Unicameral and Governor on priority issues
- Advocating for necessary resources to meet needs and/or address issues to execute the vision

Regulator - NDE leverages policy authority to ensure delivery of high-quality, equitable education and services, beyond compliance with state and federal regulations by:

- Assuring access to fair, equitable, and high-quality education and services
- Monitoring school and districts to ensure adherence to regulations and setting expectations beyond compliance for accountability and growth in learning
- Promoting best practices for leadership and using data and resources to ensure effective continuous improvement

Capacity Builder - NDE directs technical assistance and professional development opportunities and promotes the sharing of best practices by:

- Providing technical assistance and professional development opportunities for educators, staff, and community providers
- Actively engaging with priority and needs improvement schools as well as continuing to support the improvement of all schools
- Identifying schools and districts across the state with effective educational practices to gather data on successful practices
- Acting as a facilitator to connect schools to highlight learnings, share lessons learned, and communicate best practices
- Developing, maintaining, and leveraging strong working relationships with education and community partners to extend and enhance capacity across the state

Connector - NDE helps bridge the divide between learning, earning, and living, connecting schools, families, business, and communities by:

- Connecting, convening, and partnering with schools, businesses, out-of-school programs, postsecondary education, state agencies, and community providers to create a more comprehensive approach to education and service delivery
- Supporting other agencies and organizations in active engagement and relationship building amongst individuals, parents, and families

Change Agent - NDE explores and supports promising new innovations by:

- Researching, promoting, and providing support for promising new initiatives and innovations in education across the state and nation (e.g., promising activities in rural areas, blended learning, personalized learning, adult basic education)
- Providing ongoing training, support, and resources to drive the adoption of new practices and to assure implementation

Strategic Direction:

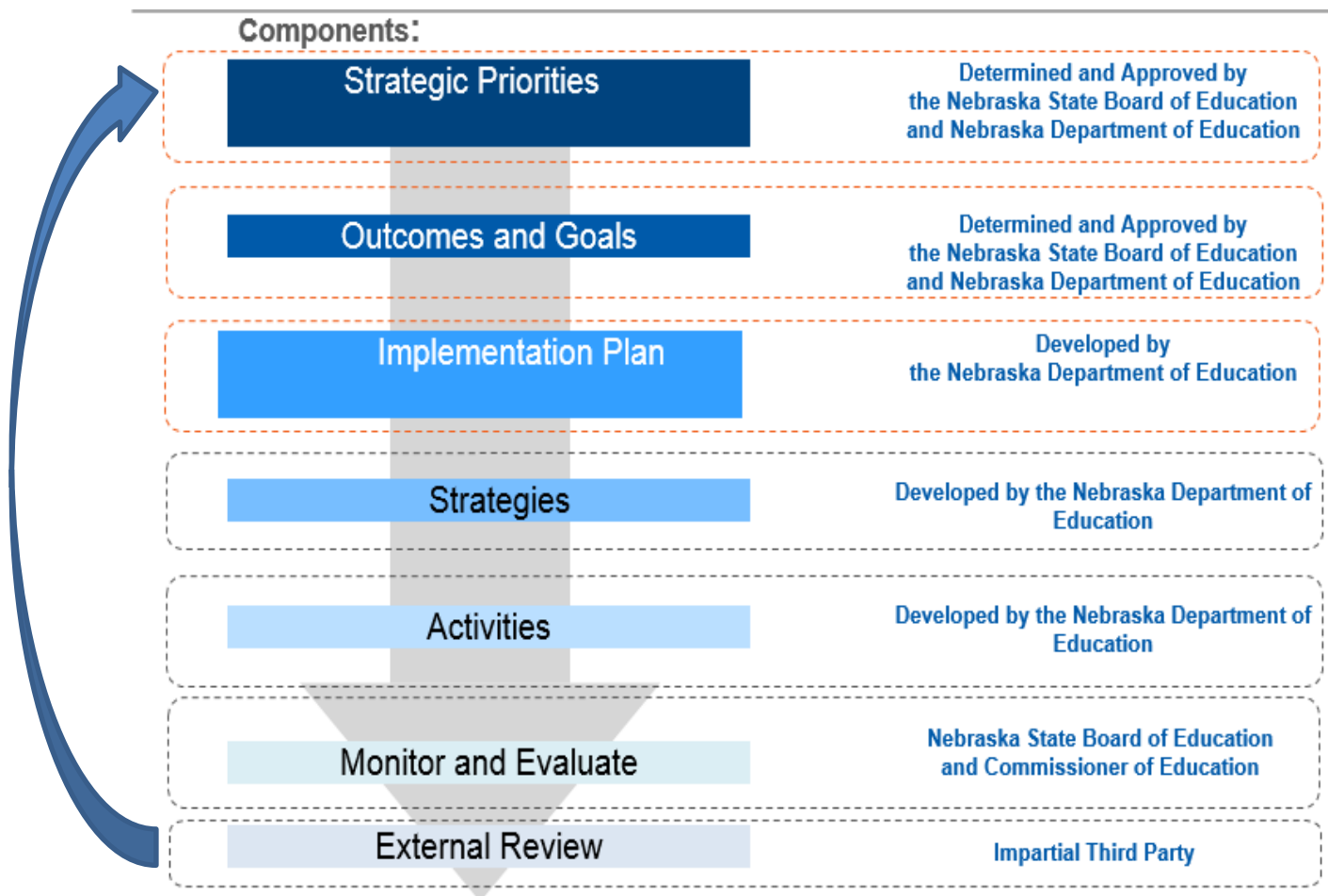
To realize the new strategic vision it can no longer be business as usual.

	FROM	TO
ORGANIZATIONAL STRUCTURE	<ul style="list-style-type: none"> Organizational structure primarily oriented around subject area silos Decision-making authority mostly concentrated in hands of senior agency leadership 	<ul style="list-style-type: none"> More cross-functional, with collaboration and communication across teams More distributed decision-making authority, where staff closer to the issue is empowered to make relevant decisions
PERSONNEL & STAFFING	<ul style="list-style-type: none"> Staff with very specific skills focused primarily on content knowledge Traditional focus on regulation and compliance 	<ul style="list-style-type: none"> Broader staff expertise, including both content knowledge and breadth of experiences (e.g., relationship building, background in business, work with underserved communities) Focus on leadership, innovation, and learning
STAKEHOLDER ENGAGEMENT	<ul style="list-style-type: none"> Sporadic engagement on an as-needed basis Limited engagement with specific populations or cultural communities 	<ul style="list-style-type: none"> Consistent and tailored stakeholder engagement plans for specific audiences, allowing authentic relationships and dialogue to develop
DATA & SYSTEMS	<ul style="list-style-type: none"> Limited publicly accessible data Focus on accountability and compliance Cumbersome website 	<ul style="list-style-type: none"> Readily available data for all stakeholders from an easy to use, up-to-date platform Focus on performance management User-friendly website and an online portal with lessons learned and best practices for practitioners

Moving Forward:

The Board has taken into account the multiple roles of the NDE in the development of this strategic plan and in the expectations set forth for the NDE. This recognition is coupled with the expectation of providing quality, equitable support through a multi-faceted system under the charge of the NDE. The shared responsibility of leadership between the Board and the Commissioner includes developing this plan, monitoring goals, and implementing strategies through the NDE's programs and supports for schools, students, systems and clients across the state. The Board carries out this strategic plan through direction to the Commissioner. The Commissioner has the responsibility to build an implementation plan that makes **NEQUESTT** a living document utilizing the aforementioned roles and strategic direction outlined for organizational structure; personnel and staffing; stakeholder engagement; and data and systems.

The strategic plan is multi-layered.



Operational Approach:

NEQUESTT provides a framework for measuring multiple levels and processes to ensure success through standard, quantifiable metrics, artifacts, and evidence-based analyses utilizing a three-tiered approach:

- **NDE Accountability** – Process, regulations, support, interagency collaboration, data systems, fiscal responsibility, and evaluation
- **Service Accountability** – Quality and success of services provided by the agency
- **District and School Accountability** – School and agency progress and improvement

Strategic Priorities, Outcomes, and Goals:

The Board and Commissioner will regularly review these goals as organized by the strategic priorities and outcomes. The NDE goals will include Commissioner and Board activities necessary to build the department's system of accountability and support for services and schools. The NDE will track progress on these goals and other metrics required by state and federal law. The Commissioner will annually report progress on these goals and other measures to report progress and performance to the Board.

Implement, Monitor, and Evaluate:

The Board and the Commissioner share the responsibility to:

- champion and lead the strategic vision and goals.
- serve as change agents and capacity builders.
- ensure progress on the strategic priorities.

The Board and the Commissioner will be responsible for implementing this plan including the development of strategies, and activities, and monitoring on an annual basis. A review will be presented by the Commissioner and appropriate NDE personnel annually or as directed. An objective external review of **NEQUESTT** will be conducted by an impartial third-party reviewer two years after adoption and thereafter as determined by the Board with results being presented to stakeholders.

MISSION

To lead and support the preparation of all Nebraskans for learning, earning, and living

GUIDING PRINCIPLES

NDE will:

- Create a dynamic vision that drives change through proactive leadership to support learning;
 - Build connections amongst stakeholders to take action in support of success for all learners;
 - Provide all Nebraskans significant opportunity to receive fair, equitable, and high-quality education and services to close achievement gaps;
 - Allow all learners to achieve their fullest potential in transitioning through phases of school and into civic life;
 - Ensure all educators are effective in instructional strategies and monitoring student progress using multiple measures of proficiency; and
 - Prepare all learners to be college, career, and civic-ready.
-

STRATEGIC PRIORITIES

Ensure that all Nebraskans, regardless of background or circumstances, have equitable access to opportunities for success

Increase the number of Nebraskans who are ready for success in postsecondary education, career, and civic life

OUTCOME STATEMENTS

Leadership

Provide leadership and high quality services in processes, regulations, interagency collaboration, data systems, fiscal responsibility and evaluation that enhance the success of educational systems in Nebraska.

Success, Access, and Support

Positive Partnerships and Student Success – Increase student, family, and community engagement to enhance educational experiences and opportunities.

Transitions – Provide quality educational opportunities for student success through transitions between grade levels, programs, schools, postsecondary institutions, and careers.

Educational Opportunities and Access – Ensure that all students have access to comprehensive instructional opportunities to be prepared for postsecondary education and career.

Teaching, Learning, and Serving

College, Career, and Civic Ready – Ensure every student upon completion of secondary education is prepared for postsecondary education, career, and civic opportunities.

Assessment – Use assessments to measure and improve student achievement and inform instruction.

Educator Effectiveness – Assure that students are supported by qualified/credentialed, effective teachers and leaders throughout their learning experiences.

Leadership

Strategic Priority: Ensure that all Nebraskans, regardless of background or circumstances, have equitable access to opportunities for success.

Strategic Priority: Increase the number of Nebraskans who are ready for success in postsecondary education, career, and civic life.

Outcome Statement: Provide leadership and high-quality services in processes, regulations, interagency collaboration, data systems, fiscal responsibility, and evaluation that enhance the success of educational systems in Nebraska.

- Goal 1.1** By 2018, the NDE will be organized through personnel and processes to provide leadership in school support systems, regulations, interagency collaboration, data systems, fiscal responsibility, and evaluation that will enhance the success of educational systems in Nebraska.
- Goal 1.2** By 2018, the Board and Commissioner will have a process in place to evaluate and ensure timely, high-quality services and systems of support provided by the Nebraska Department of Education.
- Goal 1.3** By 2020, 100% of teachers, service providers, school leaders and local school board members will have access to quality professional learning opportunities through an NDE facilitated professional learning directory.
- Goal 1.4** By 2020, the NDE will collaborate with the Governor, Legislature, postsecondary institutions, and the Educational Service Units (ESUs) to create a uniform process to align dual credit opportunities for students across the state.

Success, Access, and Support

Positive Partnerships, Relationships, and Success

Strategic Priority: Ensure that all Nebraskans, regardless of background or circumstances, have equitable access to opportunities for success.

Outcome Statement: Increase student, family, and community engagement to enhance educational experiences and opportunities.

Goal 2.1 By 2019, the NDE will develop a system to regularly engage and survey clients, schools, and stakeholders to gather input, and measure engagement and satisfaction.

Goal 2.2 By 2026, the dropout rate of all Nebraska students including subgroups will be less than 1%.

Goal 2.3 By 2026, 100% of Nebraska schools will have all students in grades 7-12 create and utilize a personal learning plan.

Goal 2.4 By 2026, there will be a reduction in the percentage of students who are absent more than 10 days per year from 27.46% to 15%.

Success, Access, and Support

Transitions

Strategic Priority: Ensure that all Nebraskans, regardless of background or circumstances, have equitable access to opportunities for success.

Outcome Statement: Provide quality educational opportunities for student success through transitions between grade levels, programs, schools, postsecondary institutions, and careers.

Goal 3.1 By 2018, a baseline and benchmarks will be developed to track all students with a disability having access to participate in career counseling, explorations, self-advocacy training, and work-based learning experiences.

Goal 3.2 By 2026, the 4-year cohort graduation rates for all Nebraska students will be greater than 92% and not less than 85% for any one subgroup.

Goal 3.3 By 2026, the 7-year cohort graduation rates for all Nebraska students will be greater than 95% and not less than 90% for any one subgroup.

Goal 3.4 By 2026, 100% of Nebraska schools will fully implement a systematic process for supporting the needs of highly-mobile students.

Success, Access, and Support
Educational Opportunities and Access

Strategic Priority: Ensure that all Nebraskans, regardless of background or circumstances, have equitable access to opportunities for success.

Outcome Statement: Ensure all students have access to comprehensive instructional opportunities to be prepared for postsecondary education and career.

Goal 4.1 **By 2020, NDE will develop a statewide digital course and content repository.**

Goal 4.2 **By 2026, 85% of all Nebraska students, upon graduation from high school, will have completed Advanced Placement coursework, earned dual credit and/or obtained industry certification.**

Goal 4.3 **By 2026, 95% of Nebraska elementary schools would be able to identify at least one high-quality early childhood educational program accessible to all of the school's resident preschool age population.**

Teaching, Learning, and Serving
College, Career, and Civic Ready

Strategic Priority: Increase the number of Nebraskans who are ready for success in postsecondary education, career, and civic life.

Outcome Statement: Ensure every student upon completion of secondary education is prepared for postsecondary education, career, and civic opportunities.

Goal 5.1 **By 2018, the State Board will adopt a comprehensive approach to define and measure civic readiness.**

Goal 5.2 **By 2020, all Nebraska elementary schools will provide evidence-based interventions for any students not on grade level in reading and/or math.**

Goal 5.3 **By 2026, 100% of Nebraska schools will provide all students with a program for career awareness, exploration, and preparation.**

Goal 5.4 **By 2026, at least 50% of all Nebraska high school students from any given cohort year, will have earned a college degree, credential, or certificate within five years of graduating from high school.**

Teaching, Learning, and Serving

Assessment

Strategic Priority: Increase the number of Nebraskans who are ready for success in postsecondary education, career, and civic life.

Outcome Statement: Use assessments to measure and improve student achievement and inform instruction.

- Goal 6.1** By 2018, utilizing baseline data from the ACT, long-term goals will be developed for 11th grade achievement, including goals for subgroups.
- Goal 6.2** By 2018, the NDE will implement an assessment system to measure achievement and growth in grades 3-8 that meets the requirements of federal and state law and is timely for instructional purposes.
- Goal 6.3** By 2026, the percent of Nebraska students in grades 3-8 and 11 proficient in reading will increase from 79% to 89%.
- Goal 6.4** By 2026, the percent of Nebraska students in grades 3-8 and 11 proficient in math will increase from 72% to 82%.
- Goal 6.5** By 2026, the percent of Nebraska students in grades 3-8 and 11 proficient in science will increase from 72% to 82%.

Teaching, Learning, and Serving

Educator Effectiveness

Strategic Priority: Increase the number of Nebraskans who are ready for success in postsecondary education, career, and civic life.

Outcome Statement: Assure students are supported by qualified/credentialed, effective teachers and leaders throughout their learning experiences.

Goal 7.1 By 2018, NDE will develop and implement a statewide teacher equity plan.

Goal 7.2 By 2020, 100% of Nebraska schools will utilize performance standards and a research-based evaluation system for all certificated staff as aligned to Rule 10.

Goal 7.3 By 2022, 100% of Nebraska schools will be staffed by teachers who have or are actively pursuing a teaching certificate with the appropriate endorsement for the subject(s) and grade level(s) of the course(s) being taught.

ACKNOWLEDGMENT

The Nebraska State Board of Education and the Nebraska Department of Education give special thanks to the many partners who have provided input in the development of this strategic plan. We also recognize and appreciate the grant support of the Peter Kiewit Foundation and the Sherwood Foundation. The NDE is excited to continue collaboration in leading and supporting the preparation of all Nebraskans for learning, earning, and living.

Educational Service Unit Coordinating Council
Educational Resources Committee Meeting
October 1, 2019 at 1:45 PM Central
LPS Admin. Bldg.
5905 O Street
Lincoln, NE 68501

Attendance Taken at 1:45 PM.

DeTurk ESU 02: Present
McNiff ESU 05: Absent
Harris ESU 09: Present
Barnes ESU 11: Present
Paulman ESU 16: Present
Erickson ESU 17: Present
Salem ESU 18: Present
Wickham ESU 19: Present

1. Call to Order

Notice to visitors: To be heard at this meeting, the "Request to be Heard" form, must be completed and submitted to the Secretary to the Executive Director of ESUCC. The President of the Board of ESUCC will call upon visitors wishing to address the Board in the order they were submitted or by subject.

Pursuant to Section 84-1411 of the Nebraska Statutes, notice of this meeting was given by advertisement on the ESUCC website, NE Public Meeting site and host site.

Open Meetings Law: Pursuant to Section 84 - 1412 of the Nebraska Statutes, the public is hereby informed that a current copy of the Nebraska Open Meetings Act is posted in this meeting room.

Closed Session:

The council may enter closed session during the meeting when it determines that doing so is appropriate and is authorized by the provisions of the Open Meetings Act.

Call to order at 1:45PM.

Staff: Kraig Lofquist, Deb Hericks, Priscilla Quintana, Beth Kabes

Guests: Cory Epler, Amy Rhone, Steve Milliken

2. Roll Call

3. Agenda Item

3.1. High Quality Instructional Materials Fellowship

Cory Epler was present to share updates High Quality Instructional Materials Fellowship. Every NE student deserves the opportunity to learn from high-quality instructional materials that help prepare them for success in college, career, and civic life. A significant portion of teachers lack access to standards-aligned high quality instructional material, making it difficult to provide standards-based instruction. Teachers lack access to resources or professional learning that could fill this gap and help build their knowledge about aligned instructional practices. Instructional materials vary dramatically in levels for standards alignment and quality. There is a lot of variable in what is considered high-quality. Teachers are spending a lot of time creating materials. Teachers are discovering the gaps and going to online resources such as Teachers Pay Teachers, Google, Pinterest, etc. Teachers spend about 12 hours a week creating materials. Nebraska was one of eight states asked to be a part of CCSO, this has been a great resource for the Instructional Materials work. Phase 1 - Fall 2017-Spring 2019 - they asked schools what were the most common used instructional materials being used in classrooms. Worked on how do they distinguish what high -quality materials and how to select these quality materials. Instructional Materials: Tools and resources used as part of a locally determined curriculum. www.nematerialsmatters.org Nebraska Instructional Materials Collaborative. Materials matter for all Nebraska students. English, Language Arts, Mathematics, and Science as provided by Ed Reports. Create documents that bridge EdReports reviews and Nebraska's College and Career Ready Standards. Includes a toolkit with resources, events, and research that supports instructional materials selection and implementation. EdReports uses green (meets), yellow (partially meets), and red(doesn't meet) criteria to review their reports. They will release Foundational Skills this Fall. EdReports allow vendors to respond to their reviews. Some vendors have changed their product because of the EdReport review. Shared data on Instructional Materials in Nebraska. They have had responses from about 85% of schools in NE. Phase 2 - Spring 2019-Spring 2021 - They want to collect data and share with schools. Focus on developing, facilitating and evaluation materials that build educator knowledge and skills related to the instructional materials adoption process, instructional shifts, etc. OER items are reviewed for quality and alignment. EL Education and Eureka Math are portions of the OER. Sixteen Districts and two ESUs will be part of this process. Currently about 75 participants in the fellowship. MTSS is using the Program Comparison Chart. Shared that schools can refer back to this chart. Every student needs an intervention of some kind (strong core instruction) Nebraska Reads website has this chart. <https://www.education.ne.gov/nebraskareads/>.

3.2. Special Populations

3.2.1. Nebraska Systems of Care (NeSOC)

Not present.

3.2.2. NDE Special Education Update

Steve Milliken and Amy Rhone were present to share updates. "Better Together" - they are working to work with all - NDE, ESUs, Schools. Try to hold meetings where everyone is together working together on the same things. Amy Rhone shared updates on MTSS. REgional supports have been developed. They will have five regions, currently there are four regions. Trying to use the NCSA regions. They have hired Regional Supports that work with the cooperative agreements, also provide academic supports for regions, behavior support PBIS, Early Childhood Pyramid support/contracted. ESUs will hold cooperative agreements for contracted support. Provide professional development and technical supports for the regions. They provided four awareness trainings, they are building out academic and behavior/emaotional supports. 1200 educators attended the MTSS Summit. 82% were general educators. Why MTSS under Special Ed - they have funding and they can help move the needle forward with support. Educate everyone. MTSS PDO workgroup has been building excellent supports through their work. They are beginning to build out the next five interventions. There is a significant shortage in Special Education in the nation. Work statewide to develop a plan to address shortage.

3.2.2.1. Friday Newsblast

3.2.2.1.1. Friday Newsblast - September 6

PEaK Project Reminders

The 2018-19 PEaK Project closed July 31, 2019. All funds should already be spent. To close out the 2018-19 PEaK Project, no written report is required, however, the [Final Financial Report](#) is due no later than September 13, 2019.

TIP Update:

The Targeted Improvement Plan should be updated and submitted by December 2 on ILCD. A document to help districts navigate the TIP has been developed and provides examples of responses to further assist districts in completing the Plan. Please see *attached*. If you have questions or need assistance with the TIP please contact Kelly Wojcik at kelly.wojcik@nebraska.gov.

Thanks to all who were able to join us for the MTSS Conference. Have a great weekend.

Steve and Amy

3.2.2.1.2. Friday Newsblast - September 13

Support Services 2019-2020 (Flexible Funding Option) — **APPLICATION OPEN Due Date: September 27**

Contact: Suzie Pierce (402 471- 4333 or Suzie.Pierce@nebraska.gov)

Support Services (Flexible Funding Option) projects provide the use of special education funding for the "preventative" support services targeting "students not identified or verified as having a disability... but who demonstrate a need for specially designed assistance in order to benefit from the school's general education curriculum."

Support Services -Flex Funding information and applications are available in the Grants Management System (GMS). [NDE GMS Login](#)

ILCD 3.0

Indicators 11 and 12 will be available to complete on ILCD 3.0 hopefully next week. Our Data Research and Analysis team is working on a small glitch in the uploads currently. We will send notification to districts once that is corrected to go in and enter their data. Please contact Robyn Gonzales at robyn.gonzales@nebraska.gov with any questions in the meantime.

Paraeducators: The Link to Meaningful Connections:

NDE is excited to announce the 30th Nebraska Paraeducator Conference. The theme is "Paraeducators, The Link to Meaningful Connections." Paraeducators are invaluable in building positive relationships with students at every level. They can help teachers with prevention, responses, and effective strategies in building positive interactions throughout the day. In response to student's challenging social and emotional needs, the conference will focus on information and strategies for paras to utilize to help create success for students. Keynote speaker Heather Robbins will share her expertise on the power of relationships. Please share the attached postcard regarding the November, 19,2019, Paraeducator Conference.

TEACHING STRATEGIES GOLD / ADVISER NUMBER REQUIRED

Public School District / ESU

As a reminder, all children birth through kindergarten eligible age, served by a public school district or ESU are required to have an NDE Student ID/ADVISER ID. This identification number must be reported on the child's Teaching Strategies GOLD profile within the NSSRS/ADVISER ID field. Please ensure these identification numbers are on every child's record.

To get a list of the NDE Student ID Numbers, please reach out to the ADVISER Data Steward within the school district or ESU.

Head Start

For Head Start Programs who are not affiliated with the public school district, ADVISER Identification Numbers do not need to be created nor entered into the child's Teaching Strategies GOLD profile, unless the child is receiving special education services from the public school district or ESU. If you have a child receiving special education services, please contact the

district or ESU who is providing the services to get the child's NDE Student Identification Number/ADVISER ID. This identification number must be listed in the child's Teaching Strategies GOLD profile within the NSSRS/ADVISER ID field.

As children transfer into your program throughout the year, be sure to include the NDE Student ID/ADVISER ID in the child's profile.

All identification numbers are required to be entered within the child's Teaching Strategies GOLD profile by the Fall Deadline of **October 15, 2019**. If you are not the GOLD administrator for your district, please forward this information to the correct individual to ensure this important task is completed by the due date.

For questions regarding the NDE Student ID/ADVISER ID please contact Alyssa Anson, alyssa.anson@nebraska.gov

Upcoming Teaching Strategies GOLD Trainings

11/6/19: North Platte - Key to Responsive

Planning: <https://erecords.education.ne.gov/Training/114899>

11/7/19: Kearney - Using Your Observation to Individualize Instruction for Experienced

Users: <https://erecords.education.ne.gov/Training/114908>

11/7/19: Kearney - GOLD for Administrative Support: Interpreting and Using GOLD

Data: <https://erecords.education.ne.gov/Training/114915>

11/13/19: Wakefield - Key to Responsive

Planning: <https://erecords.education.ne.gov/Training/114900>

11/14/19: Columbus - Using Your Observation to Individualize Instruction for Experienced

Users: <https://erecords.education.ne.gov/Training/114913>

11/14/19: Columbus - GOLD for Administrative Support: Interpreting and Using GOLD

Data: <https://erecords.education.ne.gov/Training/114920>

Have a great weekend!

Steve and Amy

3.2.2.1.3. Friday Newsblast Addendum - September 13

Discipline Report:

18-19 Discipline data is due **October 15th**. This data is submitted through your Student Information System (SIS) into ADVISER. Please review both the Special Education Discipline Report and the Discipline Incidents Detail. You can also look up specific student incidents by Unique ID. Please ensure the necessary people have both Special Education and Discipline activation codes to review this data. If you have questions please contact Robyn Gonzales at robyn.gonzales@nebraska.gov.

October Child Count:

In an effort to accurately make our October 1 child count reporting deadline, we are in need of collaborative data entry with your local districts. We are asking that the PRTs, the services

coordination agencies, the ESUs, and the school districts collaborate to ensure that all EDN infants and toddlers are entered into ADVISER. We have historically had discrepancies in the number of infants and toddlers entered into the services coordination CONNECT system, but not in ADVISER. It is vital, for federal reporting purposes, as well as local PRT determinations, that we ensure all infants and toddlers are entered into ADVISER. Please note that while it is important to assign a Unique Identifier to each child, the district must ensure that student demographics and enrollment information is updated in the district's Student Information System (SIS) and all student Special Education information is up to date in either the district's SIS or SRS, whichever the district uses to submit Special Education data to ADVISER on **October 1st**. Please work with your local services coordination agency to reconcile **open and verified** EDN cases to ensure they are entered by the appropriate districts into ADVISER before the deadline. If you have questions, please contact Cole Johnson at cole.johnson@nebraska.gov. Districts need to ensure all student demographic and enrollment information is updated in the Student Information System (SIS) and all student Special Education information is up to date in either SIS or SRS, whichever you use to submit Special Education data to ADVISER. If errors are found, please work with your SIS to rectify and if you have any questions, please contact Robyn Gonzales at robyn.gonzales@nebraska.gov.

Steve and Amy

3.2.2.1.4. Friday Newsblast - September 20

Special Education Financial Reporting System (SPEDFRS)

It is official, the Special Education Financial Reporting System is scheduled to open for data collection on **Monday, September 23, 2019**. Available in the [NDE Portal](#), activation codes required from your District Administrator. For assistance with activation codes contact the NDE Help Desk at ADVISERHelp@nebraskacloud.org or 888-285-0556.

This system combines final financial reporting for SPED Birth to Age Five, SPED School Age and SPED Transportation.

More information is available on the following website: Special Education Financial Reporting Information <https://www.education.ne.gov/fos/special-education-reporting-information/>

Join Zoom Meeting - to be recorded and available if you are not able to join on Monday.
<https://zoom.us/j/8718679465>

Support Services 2019-2020 (Flexible Funding Option)—APPLICATION OPEN **Due Date: September 27**

Contact: Suzie Pierce (402 471- 4333 or Suzie.Pierce@nebraska.gov)

Support Services (Flexible Funding Option) projects provide the use of special education funding for the "preventative" support services targeting "students not identified or verified as having a disability... but who demonstrate a need for specially designed assistance in order to benefit from the school's general education curriculum."

Support Services -Flex Funding information and applications are available in the Grants

Management System (GMS). [NDE GMS Login](#)

Support Services 2018-19 (Flex Funding Option)—FINAL REPORTS Due October 15

Contact: Suzie Pierce (402 471- 4333 or Suzie.Pierce@nebraska.gov)

A final report is completed by amending your district's 2018-19 Flex Funding School Age -1125 and/or 2018-19 Flex Funding BAF-1195 application(s). Select the "End of Year Report" TAB, complete the questions and upload program and financial information. Submit for review. Support Services -Flex Funding information and applications are available in the Grants Management System (GMS). [NDE GMS Login](#)

Traumatic Brain Injury Training - October 21, 2019: See attached flyer.

ILCD 3.0

Special Education Indicator 11 Data—**DUE DATE: October 31**

Contact: Robyn Gonzales (402 471-4341 or robyn.gonzales@nebraska.gov)

The number of children ages 3-21 who were evaluated within 45 school days from receiving parental consent for initial evaluation. Time period is July 1, 2018-June 30, 2019.

Data Submission:

- Data requested must be submitted through the NDE Portal, on the ILCD 3.0 website.
- Select the "Accountability" tab from the top of the page.
- Select "Indicator 11" from the sub menu
- Complete the requested information (A-E except letter D)
- Click "Save" and "Submit"

Special Education Indicator 12 Data—**DUE DATE: October 31**

Contact: Robyn Gonzales (402 471-4341 or robyn.gonzales@nebraska.gov)

The number of children transitioning from Part C Early Intervention, for whom parent refusal to provide consent caused delays in evaluation or initial services for Part B Early Childhood Special Education. Time period is July 1, 2018-June 30, 2019.

Data Submission:

- Data requested must be submitted through the NDE Portal, on the ILCD 3.0 website.
- Select the "Accountability" tab from the top of the page.
- Select "Indicator 12" from the sub menu
- Complete line D. Data for lines A-C are imported from ADVISER.
- Click "Save" and "Submit"

Enjoy your weekend!

Steve and Amy

3.2.3. ESPD Report

Jean Anderson was present to give updates. Working through getting the issues fixed with SPEDFRS. Health and Human Services and Fairbanks will be a part of each ESPD meeting. ESUCC has allowed the ESPD Affiliate time with KSB legal each meeting.

3.2.4. Behavioral Health

3.2.4.1. Mental Health Conference - Save the date

**Save the Date for:
Nebraska School Mental Health Conference**

June 4-5, 2020

Embassy Suites La Vista Conference Center
12520 Westport Parkway
La Vista, Nebraska, 68128

More details coming soon!

3.2.5. MIPS

3.2.6. Wade Fruhling - SRS Staff Report

3.2.6.1. Project Para

Wade Fruhling gave his report on Project Para - Transition from FilemakerPro to MySQL database. Have received a large number of new registrations this year. Project Para Conference will be held on November 19th at Younes Conference Center in Kearney.

3.2.6.2. AAP

AAP Website - No Progress to Report. Focus has been on SRS Zend Framework 3 Conversion

3.2.6.3. SRS Report

SRS Report - Zend Framework 3 conversion. We continue to fix bugs on a daily basis. Progress on this front has slowed over the past two weeks as we have shifted our focus toward building the ADVISER features. We have been providing frequent updates on our progress toward fixing bugs.

ADVISER Progress - We have divided development tasks amongst Scott, Mike, and Teodor. Mike - Collecting and coding data from SPED documents. Teodor - Building reports and updating form changes. Scott - Code to interact with the ADVISER system. Wade - System design, testing, gathering information. Our goal is to release these new features on October 1st

Overview of the System Workflow - Initially, we will upload all active records, and records which have been exited on or after July 1, 2019. As new forms become finalized, updated information will be transmitted to ADVISER within two hours. ADVISER will analyze data as it is submitted and will either accept it or reject it. Users can refer to a report on SRS to see the status of all of their students and to make corrections to their data as needed. ADVISER Report - Will show what data has been transmitted, and whether the data was accepted or rejected. We will have a data override form that districts can use to quickly and easily made data corrections as needed. Not on ADVISER Report - This report will show which students were NOT on the ADVISER Report and why No State ID#. Exclude from Ed-Fi checkbox is checked, Missing IEP data, Missing MDT data

3.3. PDO (Professional Development Organization)

3.3.1. PDO Meetings

3.3.1.1. Review September PDO Event (September 10/11 - ESU #3)

3.3.2. NDE Updates

Not present.

3.3.2.1. Update on updated NDE Strategic Plan

3.3.3. Monthly Talking Points

4. Next Meeting Agenda Items

5. Adjournment

Meeting adjourned at 2:42PM.

ESUCC Special Education Committee Update October

AAP Website

- No Progress to Report
 - Focus has been on SRS Zend Framework 3 Conversion

Project Para

- Transition from FilemakerPro to MySQL database
- Have received a large number of new registrations this year
- Project Para Conference will be held on November 19th at Younes Conference Center in Kearney

SRS

- Zend Framework 3 conversion
 - We continue to fix bugs on a daily basis
 - Progress on this front has slowed over the past two weeks as we have shifted our focus toward building the ADVISER features
 - We have been providing frequent updates on our progress toward fixing bugs
- ADVISER Progress
 - We have divided development tasks amongst Scott, Mike, and Teodor
 - Mike – Collecting and coding data from SPED documents
 - Teodor – Building reports and updating form changes
 - Scott – Code to interact with the ADVISER system
 - Wade – System design, testing, gathering information
 - Our goal is to release these new features on October 1st
 - Overview of the System
 - Workflow
 - Initially, we will upload all active records, and records which have been exited on or after July 1, 2019
 - As new forms become finalized, updated information will be transmitted to ADVISER within two hours
 - ADVISER will analyze data as it is submitted and will either accept it or reject it
 - Users can refer to a report on SRS to see the status of all of their students and to make corrections to their data as needed
 - Reports
 - ADVISER Report – Will show what data has been transmitted, and whether the data was accepted or rejected.

- We will have a data override form that districts can use to quickly and easily made data corrections as needed
- Not on ADVISER Report – This report will show which students were NOT on the ADVISER Report and why
 - No State ID#
 - Exclude from Ed-Fi checkbox is checked
 - Missing IEP data
 - Missing MDT data



NAVIGATING THE TARGETED IMPROVEMENT PLAN

August 1, 2019

Office of Special Education
Nebraska Department of Education



Introduction

In building capacity for the scale-up of the MTSS framework and to support districts in an environment of strong local control, Nebraska has required each district to review their student data and establish a Targeted Improvement Plan (TIP). Each TIP is required to have (a) a focus for improvement, (b) a measurable goal with annual targets, (c) a student-centered, evidence-based strategy to affect the outcomes for students with disabilities, (d) an implementation plan, and (e) criteria to measure fidelity of the student-centered, evidence-based strategy selected. The TIP must be aligned to the overall general education improvement activities being implemented at the district.

Regulations and Procedures for Accreditation of all public schools can be found in Rule 10, Section 009 – Continuous School Improvement. Districts and schools may choose state accreditation using the Nebraska Framework model or they may choose to be accredited regionally by the Cognia/North Central Association accrediting body. Cognia, previously known as AdvancED, is the largest community of education professionals in the world. They are a nonprofit, nonpartisan organization that conducts rigorous, on-site external reviews of PreK-12 schools and school systems to ensure that all learners realize their full potential.

Either model of accreditation and school improvement is intended to assist Nebraska schools in aligning and coordinating the various school improvement initiatives that may be in progress in each district. These may include for example, TIPs, Title I Improvement Plans, technology plans, curriculum development activities, and plans for other local, state, or federal programs. Schools are encouraged to merge or align their various plans and goals so that local improvement activities will be mutually supportive and consistently aimed toward achieving school improvement goals.

Districts may choose the focus for improvement based on the data analysis conducted. Student performance data, and district implementation data is reported annually through the ILCD 3.0 site. Although districts may make changes to the (a) focus for improvement, (b) student-centered, evidence-based strategy/practice, or (c) implementation plan at any time, minimally all changes should be reflected in the TIP upon submission every December.



Getting Started

ILCD 3.0 can be accessed through the Portal. The activation code for the site should be provided by the district administrator for ILCD for the district (usually the superintendent). Once logged in, the Targeted Improvement Plan (TIP) can be found on the Program Improvement Tab.

The TIP contains four main components shown by colored arrows (see below). Each area can be accessed by clicking on the arrow needed.

The screenshot shows the ILCD 3.0 Portal interface. At the top, there is a navigation bar with the following items: **DASHBOARD**, **PROGRAM IMPROVEMENT**, **ACCOUNTABILITY**, **DOCUMENTS**, and **RESOURCES**. Below the navigation bar, the page title is **EXAMPLEVILLE PUBLIC SCHOOLS** with the subtitle **Improving Learning for Children with Disabilities**. The main content area is titled **SUBMIT YOUR TARGET IMPROVEMENT PLAN**. A message states: "All sections of the Target Improvement Plan must be saved in order to enable the Submit button. Please see below for a list of the sections that haven't yet been saved." Below this message is a **CLICK HERE TO SUBMIT** button. A list of unsaved sections is provided: "Creating the Profile Hasn't Been Saved", "Setting the Goals Hasn't Been Saved", "Planning to Improve Hasn't Been Saved", and "Implementing the Plan Hasn't Been Saved".

Below the submission section is a circular diagram illustrating the four phases of the Targeted Improvement Plan process:

- Creating the profile - phase I** (Dark Blue arrow): Data Analysis of Impact Areas - phase I. [click here!](#)
- Setting the Goals - Phase I** (Orange arrow): Identifying a Focus - Phase I. [click here!](#)
- Planning to Improve - Phase II** (Red arrow): Developing the Targeted Improvement Plan (Review Resources and Supports) - Phase II. [click here!](#)
- Implementing the Plan - phase III** (Green arrow): Implementing the Targeted Improvement Plan - phase III. [click here!](#)

At the bottom of the page, there is a section for **Upload Documents For Targeted Improvement Plan** with a **File Name** input field.

REMEMBER: The TIP should be included in the work of continuous school improvement. As a result, if the district has completed a data analysis for one of the plans below, it can be uploaded into ILCD.

- Continuous Improvement Plan/NeMTSS Continuous Improvement Plan
- AQuESTT Progress Plan
- Support for Improvement Plan
- Title Plan
- Other

Targeted Improvement Plan: Creating the Profile 2018-2019

Identify the Connections the Targeted Improvement Plan Has to Other Plans the District is Implementing

1 Identify the Connections

- Continuous Improvement Plan / NeMTSS Continuous Improvement Plan
- AQuESTT Progress Plan
- Support for Improvement Plan
- Title Plan
- Other

When uploading one of the above plans for the TIP, include in the narrative on ILCD the name of the document uploaded and the page reviewers should focus on to find the information.

Creating the Profile

Creating the Profile begins with identifying the connections the TIP has to other plans the district is implementing. Check the box next to the plan to which TIP is connected. You may choose as many, or as few plans with connections. Other is also an option in situations in which the plan is not already named. An example of “Other” would be the district’s strategic plan.

Creating the Profile contains three Impact Areas:

1. Impact Area I: Improving Developmental Outcomes and Academic Achievement (School Readiness) for Children with Disabilities – **REQUIRED**
2. Impact Area II: Improving Communication and Relationships Among Families, Schools, Communities and Agencies – **OPTIONAL**
3. Impact Area III: Improving Transitions for Children with Disabilities From Early Intervention to Adult Living – **OPTIONAL**

Although districts should review data related to each of the Impact Areas, for the purposes of improving outcomes for students with disabilities, the Office of Special Education requires districts to focus on and report information for Impact Area I only. Impact Areas II and III are OPTIONAL.

In Creating the Profile for Impact Area I, districts will do the following:

1. Summarize and Upload outcome and implementation data
2. Discuss strengths
3. Discuss challenges
4. Detail the district's infrastructure including their resources, supports, and initiatives.

Data Summary and Upload

Summary and Upload Expectations

Districts should begin by uploading (without including student's or teacher's personal identification information) both outcome and implementation data. The data that is uploaded and summarized should tell the story about how students are achieving the outcomes the district has defined and how teachers are implementing the strategies and initiatives detailed within the plan.



After uploading both outcome and implementation data, the district should summarize what the data shows. (See example summary on the following page)

The following questions should be considered:

- To what extent did (an activity) produce a change in student outcomes?
- To what extent were milestones in implementation (number of sites, coaches employed, and implementers trained to criterion, proficiency of fidelity measures) reached on schedule?

If the district has a Continuous Improvement Plan, Support for Improvement Plan, Priority Plan, or another improvement plan that has been developed, it may be uploaded and referred to in the TIP. Examples are provided on the following page.

Summary and Upload Examples

Student Outcome Uploads

- MAP Assessment Data
- NSCAS Data
- AIMSweb Data
- SWISS Data

Teacher Implementation Uploads

- Aggregated Walk-through observation data
- Coaching Logs
- Fidelity Checks

Data Upload from another Plan

Remember, if the TIP has connections to other plans, the district may choose to upload the plan. In a case where the information requested is detailed in another improvement plan, the district may simply type in the text box "Please refer to [NAME ATTACHMENT] on page [#]."

Summary

There is a [##] gap in [READING/MATH/WRITING] proficiency between students with disabilities and general education students at DISTRICT. Although the DISTRICT has seen a [#] point increase/decrease in [READING/MATH/WRITING] scores from [20##-20##] to the [20##-##] school year on the [NAME ASSESSMENT] for general education students, students with disabilities have shown a [#] point increase/decrease during that same span. When looking at [ASSESSMENT 2] scores, [#] students with disabilities are above/below benchmark in [READING/MATH/WRITING] where [#] general education students are above/below.

The DISTRICT has been implementing [NAME STUDENT-CENTERED, EVIDENCE-BASED STRATEGY(s)]. As of DATE, [##] percent of teachers trained are implementing with [##] percent fidelity. The area in which teachers need additional support in order to implement the strategy with fidelity are [DESCRIBE COMPONENT(s) TEACHERS STRUGGLE WITH].

Strengths Narrative

The strengths narrative should highlight the strengths of the district's system and should cover the following points:

- Strengths of the system
- How components of the system are coordinated, e.g., school improvement and ILCD
- Evidence-based practices utilized by the district that result in improved outcomes

Strengths Narrative Example

The TIP is embedded into the district Strategic Plan, Title Plan, CIP, and most recently the NeMTSS Continuous Improvement Plan. Over the past several years, the district along with the ESU have provided [NAME TRAINING]. As a result of the [NAME TRAINING] staff is already well versed in [PRACTICE/STRATEGY] with [#] percent of the staff implementing [PRACTICE/STRATEGY] with [#] percent fidelity. Since the district started to implement [PRACTICE/STRATEGY], general education students' [CONTENT] scores have increased from [#] to [#] and special education students' [CONTENT] scores have increased from [#] to [#].

Challenges Narrative

The challenges narrative should highlight the challenges the district has faced and the impact those challenges have had on ensuring students are reaching the high level of outcomes expected. The challenges narrative should:

- Pinpoint additional evidence-based practices needed by the district
- Address the specific steps the district has taken to further align current initiatives and improvement plans that impact children with disabilities
- Identify areas for improvement within and across system components

Challenges Narrative Example

The district completed the NeMTSS Self-Assessment which revealed [INSERT RESULTS HERE]. This was further supported by the initiative inventory the district completed (see Infrastructure below). In the area of [CONTENT], staff were implementing [#] curricula with some only being implemented by [#] staff. With the high number of administrative changes, additional practices were implemented with none being discontinued. As the district looked at [CONTENT], and the percent of staff implementing each of the numerous curricula and practices, administration and the [TEAM] eliminated the practices and curricula not in use and communicated it to staff by [DESCRIBE METHOD]. The [TEAM] also looked at the selected curriculum and noticed that it was lacking [COMPONENT]. Professional development will be implemented to assist staff in supplementing [CONTENT] by [DESCRIBE WHAT WILL BE IMPLEMENTED].

Description of the District's infrastructure (resources, supports, and initiatives)

Review district system components including: administration/supervision, fiscal resources, quality standards (Cognia, curriculum, teacher quality), professional development provided, data, technical assistance and accountability (attaining goals, results). The description should include the following:

- Analysis of initiatives in the district, including general education and other areas beyond special education that can have an impact on improving results for children with disabilities
- Details about how decisions are made within the district and with other representatives that are involved in planning for systematic improvements in the district (e.g. agencies – NDE, DHHS, School Boards, other groups or individuals)
- Description of how the district is integrating and gaining from current improvement plans across the district (in general and special education), and how will this work specifically improve outcomes for children with disabilities?

Description of the District's Infrastructure Example

The district has completed an initiative inventory and learned that teachers had an overabundance of curricular, intervention, and support materials, but none of them were used consistently. The most widely used materials were [NAME OF MATERIALS]. After multiple meetings with staff to discuss the pros/cons of the materials, the staff agreed to implement [NAME OF MATERIAL/PROGRAM] and are in the process of developing fidelity measures. Because only [#] percent of the staff were already using [NAME OF MATERIAL/PROGRAM], additional trainings will be provided. Staff were also asked to stop using [NAME OF MATERIAL/PROGRAM]. Administration will begin [TIMEFRAME] walk-throughs to ensure staff are implementing [NAME MATERIAL/PROGRAM] and that staff are no longer implementing [NAME MATERIAL/PROGRAM]. With the support of the school board, and the ESU, the district anticipates that streamlining initiatives and weeding out practices that are no longer in use, will provide additional time for staff to focus on [PRACTICE/STRATEGY].

Setting the Goals

Based on the data analysis conducted by the district, a focus for improvement should be selected. Districts may change the focus for improvement as data show a change is needed. However, remember that data is slow to change. A district that changes the focus for improvement on an annual basis may not see improved outcomes for students with disabilities.

Current General Focus for Improvement

Current general focus for improvement: Districts should select the one focus for improvement it has chosen to work on through the TIP. Choose ONE of the following focus options:

- Improve Reading
- Improve Math
- Improve Writing
- Improve LRE
- Improve Transition Outcomes
- Improve Behavior/Reduce Suspensions and Expulsions
- Improve Graduation Rate

After selecting the general focus for improvement, the district will indicate if that focus has changed from the previous year. For districts that continue to work on the same focus for improvement, no additional information is required. For districts that have changed the focus for improvement, a rationale is required. Rational options include the following:

- Training and/or hiring of new leadership staff
- Purchase of new curricular materials
- Change to coincide with other continuous improvement framework
- Other

If “Other” is selected, districts are asked to explain the circumstances for the change in focus.

Specific Measurable goal with annual targets

After the general focus for improvement is identified, the district is required to write a specific goal. For example, a district that has selected “Improve Reading,” may write a goal specific to vocabulary, comprehension, or fluency. The measurable goal should include the details of what student outcome measures will be used to set targets and measure performance. The table that follows the written description of the goal is limited. As a result, a description of the numbers that are used (MAP RIT scores, number or percentage of students meeting benchmark, number or percentage of students meeting/exceeding standards on NSCAS, etc.) should be included with the goal statement.

Measurable Goal Example

Currently [#] of students are meeting benchmarks in reading on the [NAME ASSESSMENT]. [DISTRICT'S] goal is to increase the number of students meeting benchmark on [NAME ASSESSMENT] by [#] students annually so by 2021 [#] of students are meeting benchmarks.

Year	Target	Performance
2018-2019	#	#
2019-2020	#	
2020-2021	#	
2021-2022	#	
2022-2023	#	
2023-2024	#	

Target Met

Districts are required to indicate if they met the target for the previous school year. Districts who met the target may select “yes” and no other information is required. Districts who did not meet the target will be asked to explain why the target was not met. There are no consequences for districts who do not meet the target rather, the expectation is that districts analyze why the target was not met and adjust the TIP to assist them in making the target in the future.

Student-Centered, Evidence-Based Strategy/Practice Selected

In order to get improved outcomes for students with disabilities, it is critical that practices and strategies implemented by districts are proven to be effective. Selecting student-centered strategies or practices that are diverse (can be used with any content area) and have a strong evidence-base are more likely to improve outcomes than strategies or practices that are considered to have mixed or insufficient evidence. Although “off the shelf” products can be considered evidence-based, purchasing new curriculum to support students is not required. It is preferred that the districts choose high-leverage practices (regardless of the curriculum) during core instruction and interventions to ensure students have access to effective instruction throughout the day. Examples of high leverage, evidence-based practices include but are not limited to the following:

- Using explicit instruction
- Providing scaffolded supports
- Teaching cognitive and metacognitive strategies to support learning and independence
- Using flexible grouping
- Using strategies to promote active student engagement
- Providing positive and constructive feedback to guide students’ learning and behavior
- Using assistive and instructional technology

Planning to Improve

List and describe the professional development/technical assistance that will be made available to implement the specific evidence-based practice selected.

It is understood that districts provide a multitude of professional development activities for staff on a regular basis. The list of professional development/technical assistance should be specific to the implementation of the specific student-centered, evidence-based practice (EBP) selected. In addition to including a list of relevant professional development, the district should also consider the following:

- How does the district evaluate the effectiveness of the professional development?
- If the professional development is determined to be ineffective, what is the process for making adjustments?
- How is the data collected used to make decisions about what staff need to be instructional leaders in using EBPs?



Identify how the district will support the staff in implementing the EBP selected.

When assisting staff in the implementation of a new strategy (professional development), there are six quality indicators which research has shown to be effective in the development of teacher skills/practices.

- **Coaching:** Practice-based opportunities integrate explicit coaching and feedback for staff regarding their practice and provide them with the means for improvement.
- **Modeling:** Demonstration of how to design, enact, and evaluate instruction if provided to staff through multiple means (e.g., faculty or peer demonstration, videos).
- **Spaced Learning:** Staff are provided sustained and repeated opportunities to practice knowledge and skills acquired in coursework. Opportunities are scaffolded to deepen knowledge and skills over time.
- **Varied Learning Opportunities:** Staff are provided practice-based opportunities in which they are expected to employ strategies in varying contexts, with a diverse range of students, and under different leadership support.
- **Analyzing and Reflecting:** Practice-based opportunities establish expectations and processes for staff to analyze and reflect upon their practice, their impact on student learning, and any necessary modifications.
- **Scaffolding:** Staff are provided with guidance and support for improving practice, both of which are incrementally removed to promote independence and foster the development of expertise over time.

Use of the above indicators can lead to better outcomes and implementation quality of the evidence-based strategy/practice. The use and measurement of the implementation of these six quality indicators becomes supporting evidence of implementation to fidelity and the effectiveness of the professional development offered.

Districts may select as few or as many supports that are provided. Districts may also select “Other.” If “Other” is chosen, a description of what supports are provided is required.

Describe the criteria for measuring the successful implementation of the EBP.

- What are the criteria for successful implementation for the specific EBP selected that will be measured?
- What is the plan for evaluation of the EBP?
- What is the district’s system for collecting valid and reliable implementation data and data related to the focus of improvement?

Describing the Criteria Examples

The administrative team will perform walk-through observations on a [TIME PERIOD (ex. monthly, quarterly, etc.)] basis to ensure teachers are implementing [STRATEGY] with fidelity. A copy of the walk-through form is attached and shows that the district is looking to ensure all staff are [LIST THE CRITERIA HERE]. The district will know that the strategy is implemented with fidelity when the staff reach [DESCRIBE LEVEL OF PERFORMANCE].

Implementing the Plan

Describe how the district is implementing the strategy within the selected framework.

Provide details about the activities the district engaged in to implement the student-centered, evidence-based strategy selected and to achieve the goal documented in “Setting the Goals.” Activities should be tied to the Essential Elements (<http://nemtss.unl.edu/essential-elements/>) of MTSS.

The narrative to describe the implementation of the strategy or practice should include the following:

- A.** Protocol for implementing the strategy detailed.
- B.** People trained in strategy identified and trainer is identified.
- C.** Training schedule provided. Opportunities for spaced and varied learning opportunities provided.
- D.** Frequency of fidelity checks and tool to measure fidelity provided. Additional trainings provided to scaffold skills.
- E.** Criteria for successful implementation described.

Description of How the District is Implementing Example

- A.** Leadership Team will meet with staff to review expectations with strategy implementation [defining what implementation looks like/doesn't look like]. Training schedule established with follow-up training. Coaching/modeling schedule established. Meetings or regularly scheduled targeted reflection and analysis time provided.
- B.** All six elementary teachers trained by ESU trainer
- C.** Initial training provided August 1, 2018, follow-up training provided September 1, 2018, individual coach training implemented September 15, etc.
- D.** Fidelity checks made bi-monthly with all staff trained. Each teacher must demonstrate 50 percent accuracy to protocol by November 24, 2018. Follow-up coaching (group or individual, as determined by data) is provided for any teachers in need of additional support, as identified through fidelity checks, etc.
- E.** Eighty percent of teachers trained must demonstrate 80 percent accuracy to protocol by May 2019, ongoing support for teachers provided until criteria are met, etc.

Districts may also choose to use a chart similar to the one below.

Action Step:		
Activity	Staff Responsible	Timeline

Based upon a review of the implementation data (fidelity data, coaching, data, etc.), what adjustments have been implemented and what future adjustments are planned?

A critical point in continuous improvement is using outcome and implementation data to determine next steps. An examination of the outcome and implementation data should guide districts to make changes to how the plan is implemented to ensure staff are getting the training and support needed to ensure students achieve improved outcomes. Questions districts should consider when responding include the following:

- What is the process that the district will use to make modifications to the TIP as necessary?
- What changes have been made to the TIP based on the data collected?

Adjustments Planned Example

Only 30 percent of teachers trained are implementing with 80 percent fidelity. The team identified that all trainings were provided as described. Leadership team reviewed fidelity data to determine patterns/weaknesses and identified additional training, coaching, modeling, and scaffolding as areas needing improvement. The leadership team determined that trainings were spaced too far apart and one of the coaches needed additional modeling to work more effectively with changing teacher practices. The leadership team noted that the original professional development around the strategy/practice did not effectively address all of the components of implementation that the team agreed to and have developed a more effective professional development to address previous deficit.





NEBRASKA SCHOOL MENTAL HEALTH CONFERENCE

Advancing HOPE: Health, Opportunities, Partnership, Equity

Save the Date for: Nebraska School Mental Health Conference

June 4-5, 2020

Embassy Suites La Vista Conference Center
12520 Westport Parkway
La Vista, Nebraska, 68128

More details coming soon!

Hosted by:



www.thekimfoundation.org | (402) 891.6911

info@thekimfoundation.org

13609 California Street | Omaha, NE 68154



*Save
the
Date!*

To register, visit:

<http://cvent.com/d/d6qxvx>

30th Annual
NEBRASKA



**PARAEDUCATOR
CONFERENCE**

The Link to Meaningful Connections

NOVEMBER 19, 2019

Younes Conference Center • Kearney, NE

Traumatic Brain Injury Training – Monday, October 21, 2019

Do you have a student on an IEP with a Traumatic Brain Injury (TBI), as outlined in Rule 51?

Are you in need of insights that would benefit your IEP development, monitoring, or accommodations/modifications for students with TBI?

Is your district's Return to Learn process working?

Have you accessed any of the five regional Brain Injury Resource School Support Teams (BIRSST)?

If you answered YES to any of the above questions regarding a **Traumatic Brain Injury (TBI)**, you may directly benefit from attending a training by Dr. Karen McAvoy, held at **ESU 10 in Kearney, Nebraska on Monday, October 21st, 2019**. Dr. McAvoy is back by popular demand to share content from Colorado's Building Block's support materials for students in special education with brain injuries.

The daylong conference is FREE but limited to 85 attendees. Teachers, administrators and support personnel serving students with a TBI are invited to attend along with the representatives from the five regional BIRSST groups. The event will begin at 8:30 am and conclude no later than 4:30 pm. Participants will receive copies of the Colorado Department of Education Building Blocks materials along with exceptional insights from Dr. McAvoy, a national expert in special education programming for students with a TBI.

Registration inquiries should be sent to Mark Draper at markcdraper@gmail.com or by calling 402 680 2470 with participant information.

Don't miss this learning opportunity! The networking, access to support materials, and a national trainer in a small group setting will be well worth it!

AEPA 2018 Signed Contracts, Sales & Fees By Contracts
Report March 18, 2019 (2018 Report)

- 27 States Submitted Complete Sales Reports
- 18 States Submitted Contract Reports

<u>YR</u>	<u>Vendors</u>	<u>Contracts</u>	<u>State Sales</u>	<u>Admin Received</u>
15	CEIA (Walk Through Metal Detectors) #015	16	\$0.00	\$0.00
15	Quill (Instructional Supply Catalog) #015	15	\$16,937,227.73	\$338,544.09
15	Quill (Office Supplies Catalog) #015	15	\$17,278,154.28	\$342,430.69
15	Quill (Rest Room, Break Room & Safety Supplies Catalog) #015	15	\$26,713.42	\$534.27
15	School Specialty (Instructional Supply Catalog) #015	16	\$21,548,382.76	\$439,659.30
16	AstroTurf (formerly ProGrass LLC) (Synthetic Truf) #016	14	\$1,305,000.00	\$26,100.00
16	Daktronics Inc (Scoreboard & Marquee Signage) #016	17	\$12,277,879.51	\$245,556.90
16	Field Turf USA Inc (Synthetic Turf) #016	16	\$27,577,258.16	\$434,165.25
16	Field Turf USA Inc (Tracks & Courts) #016	15	\$7,413,629.85	\$143,137.70
16	Hellas Construction Inc (Synthetic Turf) #016	14	\$20,067,843.72	\$297,602.44
16	Hellas Construction Inc (Tracks & Courts) #016	17	\$821,503.00	\$16,233.31
16	Mackin Educational Resources (Mobile Learning Solutions) #016	15	\$1,021,238.78	\$20,483.09
16	Motz Group (Synthetic Turf) #016	11	\$7,382,261.00	\$155,469.73
16	SchoolDude/Dude Solutions Inc dba SchoolDude & FacilityDude (Facility Management Software) #016	14	\$11,210,164.36	\$223,642.64
16	Shaw Sport Turf (Synthetic Turf) #016	14	\$6,648,873.52	\$132,977.47
17	Konica Minolta (Digital Copiers) #017	18	\$30,340,499.58	\$640,719.71
17	Kyocera Mita America, INC (Digital Copiers) #017	18	\$1,918,594.11	\$47,066.94
17	Progressive Services INC (Roofing) #017	12	\$10,091,626.58	\$201,831.61
17	Sports Surfaces Distributing (Hardwood & Synthetic Flooring) #017	13	\$517,480.58	\$10,349.62
17	Techline Sports Lighting (Athletic Lighting) #017	15	\$2,125,597.12	\$36,859.34
17	WTI-Weatherproofing Technologies Inc/Tremco (Roofing) #017	18	\$66,909,879.73	\$1,349,653.07
18	Biofit Engineered Products (Furniture Supplies) #018	17	\$226,244.29	\$4,524.89
18	CDWG (Technology Catalog) #018	17	\$200,400,004.19	\$3,280,826.71
18	Facility Solutions Group (LED Lighting) #018	17	\$31,485.29	\$629.64
18	MNJ Technologies Direct Inc (Technology Catalog) #018	16	\$4,297,614.61	\$85,999.60
18	National Business Furniture (Furniture Supplies) #018	17	\$538,235.40	\$10,891.22
18	School Specialty (Furniture Supplies) #018	17	\$5,420,034.53	\$109,845.54
18	SICO (Furniture Supplies) #018	17	\$197,948.22	\$3,958.97

<u>YR</u>	<u>Vendors</u>	<u>Contracts</u>	<u>State Sales</u>	<u>Admin Received</u>
18.5	Best Plumbing Specialties (Maintenance, Repair & Operations (MRO)) #018.5A	14	\$79,687.93	\$1,593.76
18.5	Kranos Corporation dba Schutt Sports (Athletic Equipment & Supplies) #018.5C	16	\$957.47	\$19.27
18.5	Midwest Technology Products (Career & Technical Education) #018.5B	18	\$416,380.83	\$8,330.55
18.5	Partac Peat Corporation (Athletic Equipment & Supplies) #018.5C	16	\$309,225.66	\$6,032.88
18.5	School Health Corporation (Athletic Equipment & Supplies) #018.5C	13	\$217,638.06	\$4,353.16
18.5	School Specialty, Inc. (Athletic Equipment & Supplies) #018.5C	16	\$620,799.70	\$17,650.14
	<u>Expired Contracts</u>			
14	Interior Systems Inc (Furniture Supplies) #014		\$0.00	\$0.00
14	School Specialty (Industrial Supplies) #014		\$4,566.26	\$91.32
14	Troxell Communications (Interactive Classroom Technology Catalog) #014		\$43,688.35	\$873.77
15	Creative Information Technologies, Inc (CITI) (Security, Live Finger Print & Palm Screening) #015		\$0.00	\$0.00
15	Independent Stationers dba Epic (Office Supplies Catalogs) #015		\$11,052.20	\$221.04
15	Nilfisk-Advance, Inc (Custodial Equipment Catalog) #015		\$4,063.22	\$81.27
16	TeachingBooks.net (Mobile Learning Solutions) #016		\$0.00	\$0.00
16	TLC Library Corporation (Mobile Learning Solutions) #016		\$0.00	\$0.00
16	UBU Sports (Synthetic Turf) #016		\$2,994,100.00	\$59,882.23
			\$479,233,534.00	\$8,698,823.13

AEPA 2018 Member Signed Contracts, Sales & Admin Fees By State

Report March 18, 2019 (2018 Report)

<u>Submitter ID</u>	<u>Reported Signed Contracts</u>	<u>2018 Member Sales</u>	<u>2018 Member Fees</u>
34 Contracts Offered			
California	0	\$92,978,161.75	\$1,648,557.50
Colorado	34	\$13,068,755.23	\$296,713.15
Connecticut	30	\$10,538,299.59	\$194,979.18
Florida	34	\$5,717,762.45	\$110,597.26
Illinois	0	\$0.00	\$0.00
Indiana	0	\$13,427,563.84	\$288,168.36
Iowa	25	\$8,633,850.76	\$171,122.83
Kansas	34	\$26,185,875.72	\$441,503.29
Kentucky	31	\$14,814,688.14	\$305,463.59
Massachusetts	0	\$2,474,659.46	\$49,275.97
Michigan	33	\$2,012,928.45	\$40,182.41
Minnesota	25	\$12,909,095.64	\$249,487.19
Missouri	34	\$20,697,214.39	\$415,962.71
Montana	0	\$4,787,261.40	\$89,708.40
Nebraska	34	\$2,871,349.94	\$56,952.17
New Jersey	10	\$13,938,884.13	\$294,152.25
New Mexico	0	\$33,704,113.41	\$313,681.40
North Dakota	26	\$2,891,632.01	\$54,621.05
Ohio	34	\$37,661,518.48	\$720,858.79
Oregon	28	\$15,419,825.72	\$302,767.28
Pennsylvania	0	\$45,734,863.65	\$902,480.13
Texas	33	\$10,738,730.12	\$151,606.70
Virginia	0	\$16,765,957.35	\$192,380.13
Washington	21	\$51,136,583.34	\$1,022,730.70
West Virginia	0	\$10,911,881.48	\$215,904.78
Wisconsin	33	\$4,638,227.89	\$81,951.55
Wyoming	30	\$4,573,849.66	\$87,014.36
Total 2018		\$479,233,534.00	\$8,698,823.13

Total Sales By Member States
Report March 18, 2019 (2018 Report)

Total Sales by Member State					
State	2014	2015	2016	2017	2018
California	\$ 105,235,927.37	\$ 93,115,976.87	\$ 92,716,065.96	\$ 104,808,449.16	\$ 92,978,161.75
Colorado	\$ 12,879,889.42	\$ 12,382,486.60	\$ 14,001,373.80	\$ 18,397,641.22	\$ 13,068,755.23
Connecticut	\$ 7,697,556.22	\$ 5,761,671.03	\$ 7,157,803.78	\$ 5,275,876.43	\$ 10,538,299.59
Florida	\$ 4,047,306.87	\$ 5,353,185.80	\$ 5,657,122.48	\$ 7,278,259.08	\$ 5,717,762.45
Illinois	-	-	-	-	\$ -
Indiana	\$ 12,942,080.51	\$ 11,089,018.74	\$ 11,730,217.86	\$ 9,721,694.19	\$ 13,427,563.84
Iowa	\$ 11,414,591.54	\$ 11,962,920.86	\$ 10,890,416.99	\$ 9,806,685.97	\$ 8,633,850.76
Kansas	\$ 17,523,570.34	\$ 15,044,065.20	\$ 22,930,233.53	\$ 19,842,682.48	\$ 26,185,875.72
Kentucky	\$ 9,617,904.20	\$ 11,965,817.25	\$ 11,532,075.29	\$ 12,482,887.00	\$ 14,814,688.14
Massachusetts	\$ 593,305.16	\$ 1,323,800.33	\$ 1,403,851.44	\$ 2,466,295.83	\$ 2,474,659.46
Michigan	\$ 9,778,881.37	\$ 6,682,146.54	\$ 4,644,951.63	\$ 3,231,646.83	\$ 2,012,928.45
Minnesota	\$ 14,790,752.84	\$ 16,336,553.36	\$ 19,470,332.41	\$ 16,349,919.76	\$ 12,909,095.64
Missouri	\$ 30,544,670.46	\$ 30,300,462.12	\$ 27,014,494.79	\$ 26,259,272.52	\$ 20,697,214.39
Montana	\$ 4,146,166.70	\$ 3,416,705.26	\$ 3,646,373.92	\$ 5,221,567.78	\$ 4,787,261.40
Nebraska	\$ 6,375,479.59	\$ 5,251,199.72	\$ 4,475,183.62	\$ 2,788,912.01	\$ 2,871,349.94
New Jersey	\$ 1,148,318.17	\$ 2,559,429.50	\$ 4,350,330.32	\$ 11,971,299.65	\$ 13,938,884.13
New Mexico	\$ 26,466,722.16	\$ 32,888,945.11	\$ 17,596,065.85	\$ 19,935,181.62	\$ 33,704,113.41
North Dakota	\$ 4,616,012.47	\$ 2,831,383.65	\$ 2,215,507.61	\$ 1,750,092.16	\$ 2,891,632.01
Ohio	\$ 43,314,767.14	\$ 38,030,670.96	\$ 32,805,335.75	\$ 37,792,648.44	\$ 37,661,518.48
Oregon	\$ 15,509,857.00	\$ 19,929,425.38	\$ 21,324,860.91	\$ 18,231,114.67	\$ 15,419,825.72
Pennsylvania	\$ 37,170,650.25	\$ 46,412,718.52	\$ 55,146,824.07	\$ 46,537,462.04	\$ 45,734,863.65
Texas	\$ 5,776,593.23	\$ 6,605,838.34	\$ 7,000,460.51	\$ 9,146,324.42	\$ 10,738,730.12
Virginia	\$ 13,638,858.61	\$ 15,542,463.60	\$ 22,101,833.53	\$ 20,568,159.32	\$ 16,765,957.35
Washington	\$ 64,998,129.61	\$ 47,085,551.00	\$ 44,806,490.00	\$ 47,876,810.50	\$ 51,136,583.34
West Virginia	\$ 9,224,299.65	\$ 13,914,478.38	\$ 18,773,958.92	\$ 7,535,407.80	\$ 10,911,881.48
Wisconsin	\$ 5,690,714.35	\$ 5,280,940.76	\$ 5,151,316.91	\$ 2,100,768.77	\$ 4,638,227.89
Wyoming	\$ 1,791,468.35	\$ 2,384,328.00	\$ 3,394,188.69	\$ 2,643,537.23	\$ 4,573,849.66
Totals	\$ 476,934,473.58	\$ 463,452,182.88	\$ 471,937,670.57	\$ 470,020,596.88	\$ 479,233,534.00

Total Sales By Vendor Partner
Report March 18, 2019 (2018 Report)

Total Sales by Vendor Partner					
Vendor Partner	2014 Total Sales	2015 Total Sales	2016 Total Sales	2017 Total Sales	2018 Total Sales
AstroTurf (formerly ProGrass LLC)	\$ 1,948,312	\$ 3,722,650	\$ 4,005,338	\$ 2,687,668	\$ 1,305,000
Best Plumbing Specialties	n/a	n/a	n/a	n/a	\$ 79,688
Biofit Engineered Products	n/a	n/a	n/a	n/a	\$ 226,244
CDW-G	\$ 237,936,528	\$ 210,055,546	\$ 215,767,906	\$ 205,050,395	\$ 200,400,004
CCS Presentation	\$-	\$-	n/a	n/a	n/a
CEIA	n/a	\$ 18,906	\$-	\$ -	\$ -
Creative Information Technologies (CITI)	n/a	\$-	\$ 12,629	\$ -	\$ -
Daktronics	\$ 5,800,772	\$ 7,290,953	\$ 8,344,364	\$ 10,352,360	\$ 12,277,880
Facility Solutions Group	n/a	n/a	n/a	n/a	\$ 31,485
Field Turf (Combined)	\$ 24,645,421	\$ 34,031,052	\$ 50,730,707	\$ 43,718,847	\$ 34,990,888
Field Turf-Track	\$ 10,281,514	\$ 10,697,633	\$ 16,626,745	\$ 12,659,532	\$ 7,413,630
Field Turf-Turf	\$ 14,363,906	\$ 23,333,419	\$ 34,103,962	\$ 31,059,314	\$ 27,577,258
Hellas Construction (Combined)	n/a	n/a	\$ 2,740,486	\$ 2,150,028	\$ 20,889,347
Hellas-Track			\$ 1,677,753	\$ 586,587	\$ 821,503
Hellas-Turf			\$ 1,062,733	\$ 1,563,441	\$ 20,067,844
i3-Identificatioin International Inc	n/a	\$-	\$-	\$ -	n/a
Independent Stationers	n/a	\$ 23,469	\$ 145,660	\$ 106,876	\$ 11,052
Interior Systems	\$ 14,378	\$ 218,206	\$ 47,632	\$ 61,205	\$ -
Konica Minolta	\$ 33,881,150	\$ 34,444,803	\$ 36,777,085	\$ 35,111,582	\$ 30,340,500
Kranos Corp dba Schutt Sports	n/a	n/a	n/a	n/a	\$ 957
Kyocera Mita	\$ 1,357,157	\$ 2,188,063	\$ 812,662	\$ 1,661,028	\$ 1,918,594
Mackin	\$ 512,605	\$ 588,953	\$ 151,211	\$ 263,046	\$ 1,021,239
Midwest Technology Products	\$ 272,025	\$ 111,890	\$ 122,563	\$ 347,228	\$ 416,381
MNJ Technologies	\$ 11,546,176	\$ 9,379,136	\$ 6,904,649	\$ 5,155,901	\$ 4,297,615
Motz Group	n/a	n/a	\$ 1,048,260	\$ 3,312,037	\$ 7,382,261
National Business Furniture	n/a	n/a	n/a	n/a	\$ 538,235
Nilfisk	n/a	\$ 35,204	\$ 20,579	\$ 8,804	\$ 4,063
Pratac Peat Corporation	n/a	n/a	n/a	n/a	\$ 309,226
Peripole	\$ 1,512	\$ 2,541	n/a	n/a	n/a
Progressive Roofing	\$ 1,022,883	\$ 6,596,257	\$ 5,992,332	\$ 9,452,510	\$ 10,091,627
Quill (Combined)	\$ 28,392,225	\$ 30,400,963	\$ 29,122,075	\$ 29,910,894	\$ 34,242,095
Quill-Kitchen Supplies	\$ 178,511	\$ 3,850	\$ 105,750	\$ -	n/a
Quill-Instructional	\$ 28,213,714	\$ 15,035,483	\$ 10,036,796	\$ 16,409,542	\$ 16,937,228
Quill-Office		\$ 15,361,630	\$ 18,979,528	\$ 13,489,526	\$ 17,278,154
Quill-Rest Room, Break Room & Safety		\$-	\$-	\$ 11,826	\$ 26,713
School Health Corporation	n/a	n/a	n/a	n/a	\$ 217,638
School Specialty (Combined)	\$ 27,875,165	\$ 27,282,020	\$ 27,458,958	\$ 27,265,888	\$ 27,593,783
School Specialty - Instructional	\$ 27,651,833	\$ 19,465,071	\$ 21,100,696	\$ 19,839,270	\$ 21,548,383
School Specialty Career Tech	\$ 33,854	\$ 497,154	\$ 1,601,817	\$ 49,834	\$ 4,566
School Specialty Sports	\$ 114,377	\$ 113,519	\$ 65,174	\$ 176,681	\$ 620,800
School Specialty - FFE	\$ 75,100	\$ 7,206,276	\$ 4,691,279	\$ 7,200,103	\$ 5,420,035
SchoolDude / Dude Solutions	\$ 6,034,316	\$ 6,959,658	\$ 9,837,893	\$ 14,656,467	\$ 11,210,164
School Reach	n/a	n/a	n/a	n/a	n/a
Shaw Sport Turf	n/a	n/a	\$-	\$ 2,867,545	\$ 6,648,874
Sherwin-Williams	n/a	n/a	\$-	\$ -	n/a
SICO	n/a	n/a	n/a	n/a	\$ 197,948
Sivic Solutions	\$ 9,992,535	\$ 15,500,034	\$ 744,863	\$ -	n/a
Spectrum	\$-	\$-	n/a	n/a	n/a
Sports Supply Group	\$-	\$-	n/a	n/a	n/a
Sport Surfaces (Combined)	\$ 5,599,032	\$ 5,630,829	n/a	\$ 663,419	\$ 517,481
Sports Surfaces-Track	\$ 2,087,395	\$ 3,373,264	\$-	\$ -	n/a
Sports Sufaces-Flooring	\$ 3,511,637	\$ 2,257,565	\$-	\$ 663,419	\$ 517,481
Staples (Combined)	\$ 5,374,033	\$ 3,163,098	\$ 1,783,081	\$ 117,605	n/a
Staples-Office	\$ 5,370,426	\$ 2,305,554	\$ 1,073,576	\$ 94,604	n/a
Staples-Custodial	\$-	\$ 74,638	\$ 23,692	\$ 2,485	n/a
Staples FFE	\$ 3,607	\$ 1,299	\$-	n/a	n/a
Staples - Instructional		\$ 781,607	\$ 685,813	\$ 20,515	n/a
TeachingBooks.net	n/a	n/a	\$-	\$ 500	\$ -
Techline Lighting	\$ 954,655	\$-	\$ 1,178,948	\$ 795,118	\$ 2,125,597
TLC Library Corporation	n/a	n/a	\$-	\$ -	\$ -
Troxell	\$ 266,317	\$ 607,807	\$ 137,306	\$ 759,324	\$ 43,688
UBU	\$ 448,880	\$ 1,096,245	\$-	\$ 4,553,078	\$ 2,994,100
WTI/Tremco	\$ 49,545,405	\$ 64,103,900	\$ 68,050,484	\$ 68,991,243	\$ 66,909,880
EduTone	\$-	n/a	n/a	n/a	n/a

Vendor Partner	2014 Total Sales	2015 Total Sales	2016 Total Sales	2017 Total Sales	2018 Total Sales
eInstruction	\$ 1,196	n/a	n/a	n/a	n/a
Modern Building Systems	\$ 6,267,913	n/a	n/a	n/a	n/a
Point Nationwide	\$ 158,606	n/a	n/a	n/a	n/a
Smart Horizons	\$ 1,000	n/a	n/a	n/a	n/a
Williams Scotsman	\$ 17,084,277	n/a	n/a	n/a	n/a
Totals	\$ 476,934,474	\$ 463,452,183	\$ 471,937,671	\$ 470,020,597	\$ 479,233,534

Member State Rankings

Report March 18, 2019 (2018 Report)

Member State Rankings

Rank	State	2014	Rank	State	2015	Rank	State	2016	Rank	State	2017	Rank	State	2018
1	California	\$ 105,235,927	1	California	\$ 93,115,977	1	California	\$ 92,716,066	1	California	\$ 104,808,449.16	1	California	\$92,978,161.75
2	Washington	\$ 64,998,130	2	Washington	\$ 47,085,551	2	Pennsylvania	\$ 55,146,824	2	Washington	\$ 47,876,810.50	2	Washington	\$51,136,583.34
3	Ohio	\$ 43,314,767	3	Pennsylvania	\$ 46,412,719	3	Washington	\$ 44,806,490	3	Pennsylvania	\$ 46,537,462.04	3	Pennsylvania	\$45,734,863.65
4	Pennsylvania	\$ 37,170,650	4	Ohio	\$ 38,030,671	4	Ohio	\$ 32,805,336	4	Ohio	\$ 37,792,648.44	4	Ohio	\$37,661,518.48
5	Missouri	\$ 30,544,670	5	New_Mexico	\$ 32,888,945	5	Missouri	\$ 27,014,495	5	Missouri	\$ 26,259,272.52	5	New Mexico	\$33,704,113.41
6	New Mexico	\$ 26,466,722	6	Missouri	\$ 30,300,462	6	Kansas	\$ 22,930,234	6	Virginia	\$ 20,568,159.32	6	Kansas	\$26,185,875.72
7	Kansas	\$ 17,523,570	7	Oregon	\$ 19,929,425	7	Virginia	\$ 22,101,834	7	New Mexico	\$ 19,935,181.62	7	Missouri	\$20,697,214.39
8	Oregon	\$ 15,509,857	8	Minnesota	\$ 16,336,553	8	Oregon	\$ 21,324,861	8	Kansas	\$ 19,842,682.48	8	Virginia	\$16,765,957.35
9	Minnesota	\$ 14,790,753	9	Virginia	\$ 15,542,464	9	Minnesota	\$ 19,470,332	9	Colorado	\$ 18,397,641.22	9	Oregon	\$15,419,825.72
10	Virginia	\$ 13,638,859	10	Kansas	\$ 15,044,065	10	West Virginia	\$ 18,773,959	10	Oregon	\$ 18,231,114.67	10	Kentucky	\$14,814,688.14
11	Indiana	\$ 12,942,081	11	West Virginia	\$ 13,914,478	11	New_Mexico	\$ 17,596,066	11	Minnesota	\$ 16,349,919.76	11	New Jersey	\$13,938,884.13
12	Colorado	\$ 12,879,889	12	Colorado	\$ 12,382,487	12	Colorado	\$ 14,001,374	12	Kentucky	\$ 12,482,887.00	12	Indiana	\$13,427,563.84
13	Iowa	\$ 11,414,592	13	Kentucky	\$ 11,965,817	13	Indiana	\$ 11,730,218	13	New Jersey	\$ 11,971,299.65	13	Colorado	\$13,068,755.23
14	Michigan	\$ 9,778,881	14	Iowa	\$ 11,962,921	14	Kentucky	\$ 11,532,075	14	Iowa	\$ 9,806,685.97	14	Minnesota	\$12,909,095.64
15	Kentucky	\$ 9,617,904	15	Indiana	\$ 11,089,019	15	Iowa	\$ 10,890,417	15	Indiana	\$ 9,721,694.19	15	West Virginia	\$10,911,881.48
16	West Virginia	\$ 9,224,300	16	Michigan	\$ 6,682,147	16	Connecticut	\$ 7,157,804	16	Texas	\$ 9,146,324.42	16	Texas	\$10,738,730.12
17	Connecticut	\$ 7,697,556	17	Texas	\$ 6,605,838	17	Texas	\$ 7,000,461	17	West Virginia	\$ 7,535,407.80	17	Connecticut	\$10,538,299.59
18	Nebraska	\$ 6,375,480	18	Connecticut	\$ 5,761,671	18	Florida	\$ 5,657,122	18	Florida	\$ 7,278,259.08	18	Iowa	\$8,633,850.76
19	Texas	\$ 5,776,593	19	Florida	\$ 5,353,186	19	Wisconsin	\$ 5,151,317	19	Connecticut	\$ 5,275,876.43	19	Florida	\$5,717,762.45
20	Wisconsin	\$ 5,690,714	20	Wisconsin	\$ 5,280,941	20	Michigan	\$ 4,644,952	20	Montana	\$ 5,221,567.78	20	Montana	\$4,787,261.40
21	North Dakota	\$ 4,616,012	21	Nebraska	\$ 5,251,200	21	Nebraska	\$ 4,475,184	21	Michigan	\$ 3,231,646.83	21	Wisconsin	\$4,638,227.89
22	Montana	\$ 4,146,167	22	Montana	\$ 3,416,705	22	New Jersey	\$ 4,350,330	22	Nebraska	\$ 2,788,912.01	22	Wyoming	\$4,573,849.66
23	Florida	\$ 4,047,307	23	North Dakota	\$ 2,831,384	23	Montana	\$ 3,646,374	23	Wyoming	\$ 2,643,537.23	23	North Dakota	\$2,891,632.01
24	Wyoming	\$ 1,791,468	24	New Jersey	\$ 2,559,430	24	Wyoming	\$ 3,394,189	24	Massachusetts	\$ 2,466,295.83	24	Nebraska	\$2,871,349.94
25	New Jersey	\$ 1,148,318	25	Wyoming	\$ 2,384,328	25	North Dakota	\$ 2,215,508	25	Wisconsin	\$ 2,100,768.77	25	Massachusetts	\$2,474,659.46
26	Massachusetts	\$ 593,305	26	Massachusetts	\$ 1,323,800	26	Massachusetts	\$ 1,403,851	26	North Dakota	\$ 1,750,092.16	26	Michigan	\$2,012,928.45
			27									27	Illinois	\$0.00
		\$ 476,934,474			\$ 463,452,183			\$ 471,937,671			\$ 470,020,597			\$ 479,233,534

Vendor Partner Rankings
Report March 18, 2019 (2018 Report)

Vendor Partner Rankings														
Rank	Vendor Partner	2014	Rank	Vendor Partner	2015	Rank	Vendor Partner	2016	Rank	Vendor Partner	2017	Rank	Vendor Partner	2018
1	CDW-G	\$ 237,936,528	1	CDWG	\$ 210,055,546	1	CDWG	\$ 215,767,906	1	CDWG	\$ 205,050,394.55	1	CDW-G	\$ 200,400,004
2	WTI/Tremco	\$ 49,545,405	2	WTI/Tremco	\$ 64,103,900	2	WTI/Tremco	\$ 68,050,484	2	WTI-Weatherproofing Technologies	\$ 68,991,243.33	2	WTI/Tremco	\$ 66,909,880
3	Konica Minolta	\$ 33,881,150	3	Konica Minolta	\$ 34,444,803	3	Field Turf (Combined)	\$ 50,730,707	3	Field Turf USA Inc	\$ 43,718,846.60	3	Field Turf (Combined)	\$ 34,990,888
4	Quill (Combined)	\$ 28,392,225	4	Field Turf (Combined)	\$ 34,031,052	4	Konica Minolta	\$ 36,777,085	4	Konica Minolta	\$ 35,111,581.76	4	Quill (Combined)	\$ 34,242,095
5	School Specialty (Combined)	\$ 27,875,165	5	Quill (Combined)	\$ 30,400,963	5	Quill (Combined)	\$ 29,122,074	5	Quill	\$ 29,910,894.45	5	Konica Minolta	\$ 30,340,500
6	Field Turf (Combined)	\$ 24,645,421	6	School Specialty (Combined)	\$ 27,282,020	6	School Specialty (Combined)	\$ 27,458,957	6	School Specialty	\$ 27,265,888.04	6	School Specialty (Combined)	\$ 27,593,783
7	Williams Scotsman	\$ 17,084,277	7	Sivic	\$ 15,500,034	7	SchoolDude	\$ 9,837,893	7	SchoolDude/Dude Solutions Inc dba	\$ 14,656,466.84	7	Hellas Construction (Combined)	\$ 20,889,347
8	MNJ Technologies	\$ 11,546,176	8	MNJ Technologies	\$ 9,379,136	8	Daktronics	\$ 8,344,364	8	Daktronics Inc	\$ 10,352,359.69	8	Daktronics	\$ 12,277,880
9	Sivic Solutions	\$ 9,992,535	9	Daktronics	\$ 7,290,953	9	MNJ Technologies	\$ 6,904,649	9	Progressive Services INC	\$ 9,452,510.14	9	SchoolDude / Dude Solutions	\$ 11,210,164
10	Modern Building Systems	\$ 6,267,913	10	SchoolDude	\$ 6,959,658	10	Progressive Roofing	\$ 5,992,332	10	MNJ Technologies Direct Inc	\$ 5,155,901.46	10	Progressive Roofing	\$ 10,091,627
11	SchoolDude	\$ 6,034,316	11	Progressive Roofing	\$ 6,596,257	11	ProGrass	\$ 4,005,338	11	UBU Sports	\$ 4,553,077.88	11	Motz Group	\$ 7,382,261
12	Daktronics	\$ 5,800,772	12	Sports Surfaces	\$ 5,630,829	12	Hellas	\$ 2,740,486	12	Motz Group	\$ 3,312,037.00	12	Shaw Sport Turf	\$ 6,648,874
13	Sport Surfaces (Combined)	\$ 5,599,032	13	ProGrass	\$ 3,722,650	13	Staples	\$ 1,783,082	13	Shaw Sport Turf	\$ 2,867,544.84	13	MNJ Technologies	\$ 4,297,615
14	Staples (Combined)	\$ 5,374,033	14	Staples	\$ 3,163,098	14	Techline	\$ 1,178,948	14	ProGrass LLC	\$ 2,687,668.35	14	UBU	\$ 2,994,100
15	Prograss	\$ 1,948,312	15	Kyocera Mita	\$ 2,188,063	15	Motz Group	\$ 1,048,260	15	Hellas Construction Inc	\$ 2,150,028.20	15	Techline Lighting	\$ 2,125,597
16	Kyocera Mita	\$ 1,357,157	16	UBU	\$ 1,096,245	16	Kyocera Mita	\$ 812,662	16	Kyocera Mita America, INC	\$ 1,661,028.03	16	Kyocera Mita	\$ 1,918,594
17	Progressive Roofing	\$ 1,022,883	17	Troxel	\$ 607,807	17	Sivic	\$ 744,863	17	Techline Sports Lighting	\$ 795,118.00	17	AstroTurf (formerly ProGrass LLC)	\$ 1,305,000
18	Techline Lighting	\$ 954,655	18	Mackin	\$ 588,953	18	Mackin	\$ 151,211	18	Troxell Communications	\$ 759,324.24	18	Mackin	\$ 1,021,239
19	Mackin	\$ 512,605	19	Interior Systems	\$ 218,206	19	Independent Stationers	\$ 145,660	19	Sports Surfaces Distributing	\$ 663,419.12	19	National Business Furniture	\$ 538,235
20	UBU	\$ 448,880	20	Midwest Technology	\$ 111,890	20	Troxel	\$ 137,306	20	Midwest Technology Products	\$ 347,228.11	20	Sport Surfaces (Combined)	\$ 517,481
21	Midwest Technology Products	\$ 272,025	21	Nilfisk	\$ 35,204	21	Midwest Technology	\$ 122,563	21	Mackin Educational Resources	\$ 263,046.47	21	Midwest Technology Products	\$ 416,381
22	Troxell	\$ 266,317	22	Independent Stationers	\$ 23,469	22	Interior Systems	\$ 47,632	22	Staples	\$ 117,604.88	22	Pratac Peat Corporation	\$ 309,226
23	Point Nationwide	\$ 158,606	23	CEIA	\$ 18,906	23	Nilfisk	\$ 20,579	23	Independent Stationers dba Epic	\$ 106,876.01	23	Biofit Engineered Products	\$ 226,244
24	Interior Systems	\$ 14,378	24	Peripole	\$ 2,541	24	Creative Information Technologies	\$ 12,629	24	Interior Systems Inc	\$ 61,204.56	24	School Health Corporation	\$ 217,638
25	Peripole	\$ 1,512	25	Creative Information Technologies	\$ -	25	CEIA	\$ -	25	Nilfisk-Advance, Inc	\$ 8,804.33	25	SICO	\$ 197,948
26	eInstruction	\$ 1,196	26	i3-Identification International Inc	\$ -	26	i3-Identification International Inc	\$ -	26	TeachingBooks.net	\$ 500.00	26	Best Plumbing Specialties	\$ 79,688
27	Smart Horizons	\$ 1,000	27	Techline	\$ -	27	Sports Surfaces	\$ -	27	CEIA	\$ -	27	Troxell	\$ 43,688
28	EduTone	\$ -			\$ -	28	Peripole	\$ -	28	Creative Information Technologies,	\$ -	28	Facility Solutions Group	\$ 31,485
						29	UBU	\$ -	29	Identification International, Inc (i3)	\$ -	29	Independent Stationers	\$ 11,052
									30	Sherwin-Williams Company	\$ -	30	Nilfisk	\$ 4,063
									31	Sivic Solutions Group	\$ -	31	Kranos Corp dba Schutt Sports	\$ 957
									32	TLC Library Corporation	\$ -	32	CEIA	\$ -
												33	Creative Information Technologies (CITI)	\$ -
												34	Interior Systems	\$ -
												35	TeachingBooks.net	\$ -
												36	TLC Library Corporation	\$ -
		\$ 476,934,474			\$ 463,452,183			\$ 471,937,670			\$ 470,020,597			\$ 479,233,534

AEPA Member Sales & Fees 2018
Report March 18, 2019 (2018 Report)

<u>Response Status</u>	<u>State</u>	<u>Bid #015</u> CEIA, Sales	<u>Bid #015</u> CEIA, Fees Rcvd	<u>Bid #015</u> Quill Instructional, Sales	<u>Bid #015</u> Quill Instructional, Fees Rcvd	<u>Bid #015</u> Quill Office Sales	<u>Bid #015</u> Quill Office Fees Rcvd	<u>Bid #015</u> Quill Breakroom, Restroom, Safety Supplies, Sales	<u>Bid #015</u> Quill Breakroom, Restroom, Safety Supplies Fees Rcvd	<u>Bid #015</u> School Specialty Instructional, Sales	<u>Bid #015</u> School Specialty Instructional Fees Rcvd	<u>Bid #016</u> AstroTurf Sales	<u>Bid #016</u> AstroTurf Fees Rcvd
1, 2, & 3Q's 2018-Submitted	California	\$0.00	\$0.00	\$1,381,997.26	\$27,639.94	\$0.00	\$0.00	\$0.00	\$0.00	\$0.00	\$0.00	\$0.00	\$0.00
4Q 2018-Submitted	California	\$0.00	\$0.00	\$339,611.07	\$6,792.22	\$0.00	\$0.00	\$0.00	\$0.00	\$208,972.24	\$4,179.44	\$0.00	\$0.00
1, 2, & 3Q's 2018-Submitted	Colorado	\$0.00	\$0.00	\$985,411.03	\$10,225.42	\$0.00	\$0.00	\$0.00	\$0.00	\$434,358.03	\$4,459.97	\$0.00	\$0.00
4Q 2018-Submitted	Colorado	\$0.00	\$0.00	\$426,341.60	\$18,009.63	\$0.00	\$0.00	\$0.00	\$0.00	\$79,839.88	\$5,825.99	\$0.00	\$0.00
1, 2, & 3Q's 2018-Submitted	Connecticut	\$0.00	\$0.00	\$1,544,671.35	\$30,893.43	\$0.00	\$0.00	\$0.00	\$0.00	\$0.00	\$0.00	\$0.00	\$0.00
4Q 2018-Submitted	Connecticut	\$0.00	\$0.00	\$370,618.32	\$7,412.37	\$0.00	\$0.00	\$0.00	\$0.00	\$0.00	\$0.00	\$0.00	\$0.00
4Q 2018-Submitted	Florida	\$0.00	\$0.00	\$0.00	\$0.00	\$1,716,508.77	\$34,330.18	\$0.00	\$0.00	\$35,126.95	\$702.54	\$1,305,000.00	\$26,100.00
4Q 2018-Submitted	Florida	\$0.00	\$0.00	\$0.00	\$0.00	\$416,490.56	\$8,329.81	\$0.00	\$0.00	\$12,675.66	\$253.51	\$0.00	\$0.00
1, 2, & 3Q's 2018-Submitted	Illinois	\$0.00	\$0.00	\$0.00	\$0.00	\$0.00	\$0.00	\$0.00	\$0.00	\$0.00	\$0.00	\$0.00	\$0.00
4Q 2018-Submitted	Illinois	\$0.00	\$0.00	\$0.00	\$0.00	\$0.00	\$0.00	\$0.00	\$0.00	\$0.00	\$0.00	\$0.00	\$0.00
1, 2, & 3Q's 2018-Submitted	Indiana	\$0.00	\$0.00	\$0.00	\$0.00	\$2,059,960.33	\$36,326.52	\$0.00	\$0.00	\$548,847.31	\$11,730.22	\$0.00	\$0.00
4Q 2018-Submitted	Indiana	\$0.00	\$0.00	\$0.00	\$0.00	\$870,010.94	\$19,140.24	\$0.00	\$0.00	\$178,143.95	\$3,562.87	\$0.00	\$0.00
1, 2, & 3Q's 2018-Submitted	Iowa	\$0.00	\$0.00	\$1,048,077.63	\$20,961.55	\$1,048,077.63	\$20,961.55	\$0.00	\$0.00	\$1,851,584.55	\$37,031.68	\$0.00	\$0.00
4Q 2018-Submitted	Iowa	\$0.00	\$0.00	\$219,403.45	\$4,388.07	\$219,403.45	\$4,388.07	\$0.00	\$0.00	\$227,890.33	\$4,557.81	\$0.00	\$0.00
1, 2, & 3Q's 2018-Submitted	Kansas	\$0.00	\$0.00	\$756,480.26	\$15,129.16	\$0.00	\$0.00	\$0.00	\$0.00	\$1,869.25	\$20.50	\$0.00	\$0.00
4Q 2018-Submitted	Kansas	\$0.00	\$0.00	\$899,811.91	\$17,996.24	\$0.00	\$0.00	\$0.00	\$0.00	\$708.57	\$14.17	\$0.00	\$0.00
1, 2, & 3Q's 2018-Submitted	Kentucky	\$0.00	\$0.00	\$0.00	\$0.00	\$2,532,494.50	\$50,649.89	\$0.00	\$0.00	\$410,519.50	\$8,210.39	\$0.00	\$0.00
4Q 2018-Submitted	Kentucky	\$0.00	\$0.00	\$0.00	\$0.00	\$625,005.57	\$12,500.11	\$0.00	\$0.00	\$44,282.17	\$885.64	\$0.00	\$0.00
1, 2, & 3Q's 2018-Submitted	Massachusetts	\$0.00	\$0.00	\$0.00	\$0.00	\$141,024.18	\$2,820.48	\$0.00	\$0.00	\$0.00	\$0.00	\$0.00	\$0.00
4Q 2018-Submitted	Massachusetts	\$0.00	\$0.00	\$0.00	\$0.00	\$39,226.69	\$784.55	\$0.00	\$0.00	\$0.00	\$0.00	\$0.00	\$0.00
1, 2, & 3Q's 2018-Submitted	Michigan	\$0.00	\$0.00	\$0.00	\$0.00	\$0.00	\$0.00	\$25,899.13	\$517.98	\$0.00	\$0.00	\$0.00	\$0.00
4Q 2018-Submitted	Michigan	\$0.00	\$0.00	\$0.00	\$0.00	\$0.00	\$0.00	\$814.29	\$16.29	\$0.00	\$0.00	\$0.00	\$0.00
1, 2, & 3Q's 2018-Submitted	Minnesota	\$0.00	\$0.00	\$0.00	\$0.00	\$0.00	\$0.00	\$0.00	\$0.00	\$1,846,511.41	\$36,930.31	\$0.00	\$0.00
4Q 2018-Submitted	Minnesota	\$0.00	\$0.00	\$0.00	\$0.00	\$0.00	\$0.00	\$0.00	\$0.00	\$324,974.79	\$6,499.51	\$0.00	\$0.00
1, 2, & 3Q's 2018-Submitted	Missouri	\$0.00	\$0.00	\$508,845.50	\$10,176.91	\$0.00	\$0.00	\$0.00	\$0.00	\$642,332.05	\$12,846.64	\$0.00	\$0.00
4Q 2018-Submitted	Missouri	\$0.00	\$0.00	\$365,386.50	\$7,307.73	\$0.00	\$0.00	\$0.00	\$0.00	\$799,305.87	\$16,032.30	\$0.00	\$0.00
1, 2, & 3Q's 2018-Submitted	Montana	\$0.00	\$0.00	\$341,644.02	\$6,832.88	\$0.00	\$0.00	\$0.00	\$0.00	\$287,294.20	\$5,745.88	\$0.00	\$0.00
4Q 2018-Submitted	Montana	\$0.00	\$0.00	\$320,644.07	\$6,412.88	\$0.00	\$0.00	\$0.00	\$0.00	\$176,080.42	\$3,521.61	\$0.00	\$0.00
1, 2, & 3Q's 2018-Submitted	Nebraska	\$0.00	\$0.00	\$204,851.29	\$4,097.03	\$0.00	\$0.00	\$0.00	\$0.00	\$856,310.02	\$17,126.20	\$0.00	\$0.00
4Q 2018-Submitted	Nebraska	\$0.00	\$0.00	\$70,153.69	\$1,403.07	\$0.00	\$0.00	\$0.00	\$0.00	\$57,882.20	\$1,157.64	\$0.00	\$0.00
1, 2, & 3Q's 2018-Submitted	New Jersey	\$0.00	\$0.00	\$0.00	\$0.00	\$0.00	\$0.00	\$0.00	\$0.00	\$0.00	\$0.00	\$0.00	\$0.00
4Q 2018-Submitted	New Jersey	\$0.00	\$0.00	\$0.00	\$0.00	\$0.00	\$0.00	\$0.00	\$0.00	\$0.00	\$0.00	\$0.00	\$0.00

<u>Response Status</u>	<u>State</u>	<u>Bid #015</u> CEIA, Sales	<u>Bid #015</u> CEIA, Fees Rcvd	<u>Bid #015</u> Quill Instructional, Sales	<u>Bid #015</u> Quill Instructional, Fees Rcvd	<u>Bid #015</u> Quill Office Sales	<u>Bid #015</u> Quill Office Fees Rcvd	<u>Bid #015</u> Quill Breakroom, Restroom, Safety Supplies, Sales	<u>Bid #015</u> Quill Breakroom, Restroom, Safety Supplies Fees Rcvd	<u>Bid #015</u> School Specialty Instructional, Sales	<u>Bid #015</u> School Specialty Instructional Fees Rcvd	<u>Bid #016</u> AstroTurf Sales	<u>Bid #016</u> AstroTurf Fees Rcvd
1, 2, & 3Q's 2018-Submitted	New Mexico	\$0.00	\$0.00	\$0.00	\$0.00	\$1,423,732.00	\$28,475.00	\$0.00	\$0.00	\$960,888.00	\$19,218.00	\$0.00	\$0.00
4Q 2018-Submitted	New Mexico	\$0.00	\$0.00	\$0.00	\$0.00	\$478,452.50	\$9,569.05	\$0.00	\$0.00	\$336,181.00	\$6,723.62	\$0.00	\$0.00
1, 2, & 3Q's 2018-Submitted	North Dakota	\$0.00	\$0.00	\$0.00	\$0.00	\$0.00	\$0.00	\$0.00	\$0.00	\$836,682.81	\$16,733.66	\$0.00	\$0.00
4Q 2018-Submitted	North Dakota	\$0.00	\$0.00	\$0.00	\$0.00	\$0.00	\$0.00	\$0.00	\$0.00	\$81,520.07	\$1,630.40	\$0.00	\$0.00
1, 2, & 3Q's 2018-Submitted	Ohio	\$0.00	\$0.00	\$2,399,857.54	\$47,797.15	\$0.00	\$0.00	\$0.00	\$0.00	\$5,228,373.99	\$104,567.47	\$0.00	\$0.00
4Q 2018-Submitted	Ohio	\$0.00	\$0.00	\$594,348.01	\$11,886.96	\$0.00	\$0.00	\$0.00	\$0.00	\$911,262.36	\$18,225.25	\$0.00	\$0.00
1, 2, & 3Q's 2018-Submitted	Oregon	\$0.00	\$0.00	\$0.00	\$0.00	\$482,701.95	\$9,654.04	\$0.00	\$0.00	\$63,808.83	\$1,276.18	\$0.00	\$0.00
4Q 2018-Submitted	Oregon	\$0.00	\$0.00	\$0.00	\$0.00	\$136,521.47	\$2,730.43	\$0.00	\$0.00	\$0.00	\$0.00	\$0.00	\$0.00
1, 2, & 3Q's 2018-Submitted	Pennsylvania	\$0.00	\$0.00	\$0.00	\$0.00	\$1,636,402.63	\$32,728.06	\$0.00	\$0.00	\$1,390,372.04	\$27,807.52	\$0.00	\$0.00
4Q 2018-Submitted	Pennsylvania	\$0.00	\$0.00	\$0.00	\$0.00	\$434,285.90	\$8,685.72	\$0.00	\$0.00	\$218,618.97	\$6,407.24	\$0.00	\$0.00
1, 2, & 3Q's 2018-Submitted	Texas	\$0.00	\$0.00	\$0.00	\$0.00	\$1,791,974.45	\$35,839.49	\$0.00	\$0.00	\$204,948.53	\$4,098.97	\$0.00	\$0.00
4Q 2018-Submitted	Texas	\$0.00	\$0.00	\$0.00	\$0.00	\$371,406.00	\$7,428.00	\$0.00	\$0.00	\$44,344.00	\$886.00	\$0.00	\$0.00
1, 2, & 3Q's 2018-Submitted	Virginia	\$0.00	\$0.00	\$1,243,716.20	\$24,874.32	\$0.00	\$0.00	\$0.00	\$0.00	\$192,030.21	\$3,840.59	\$0.00	\$0.00
4Q 2018-Submitted	Virginia	\$0.00	\$0.00	\$0.00	\$0.00	\$303,695.83	\$6,073.92	\$0.00	\$0.00	\$78,834.75	\$1,576.69	\$0.00	\$0.00
1, 2, & 3Q's 2018-Submitted	Washington	\$0.00	\$0.00	\$0.00	\$0.00	\$0.00	\$0.00	\$0.00	\$0.00	\$0.00	\$0.00	\$0.00	\$0.00
4Q 2018-Submitted	Washington	\$0.00	\$0.00	\$0.00	\$0.00	\$0.00	\$0.00	\$0.00	\$0.00	\$0.00	\$0.00	\$0.00	\$0.00
1, 2, & 3Q's 2018-Submitted	West Virginia	\$0.00	\$0.00	\$1,457,672.23	\$29,153.44	\$0.00	\$0.00	\$0.00	\$0.00	\$827,710.01	\$16,554.23	\$0.00	\$0.00
4Q 2018-Submitted	West Virginia	\$0.00	\$0.00	\$449,460.00	\$8,989.20	\$0.00	\$0.00	\$0.00	\$0.00	\$263,787.48	\$5,275.78	\$0.00	\$0.00
1, 2, & 3Q's 2018-Submitted	Wisconsin	\$0.00	\$0.00	\$1,008,224.80	\$20,164.49	\$0.00	\$0.00	\$0.00	\$0.00	\$585,997.21	\$20,514.78	\$0.00	\$0.00
4Q 2018-Submitted	Wisconsin	\$0.00	\$0.00	\$0.00	\$0.00	\$0.00	\$0.00	\$0.00	\$0.00	\$146,573.82	\$29.31	\$0.00	\$0.00
1, 2, & 3Q's 2018-Submitted	Wyoming	\$0.00	\$0.00	\$0.00	\$0.00	\$461,896.98	\$9,237.94	\$0.00	\$0.00	\$131,311.52	\$2,626.23	\$0.00	\$0.00
4Q 2018-Submitted	Wyoming	\$0.00	\$0.00	\$0.00	\$0.00	\$88,881.95	\$1,777.64	\$0.00	\$0.00	\$19,627.81	\$372.56	\$0.00	\$0.00
<u>Response Status</u>	<u>State</u>	<u>Bid #015</u> CEIA, Sales	<u>Bid #015</u> CEIA, Fees Rcvd	<u>Bid #015</u> Quill Instructional, Sales	<u>Bid #015</u> Quill Instructional, Fees Rcvd	<u>Bid #015</u> Quill Office Sales	<u>Bid #015</u> Quill Office Fees Rcvd	<u>Bid #015</u> Quill Breakroom, Restroom, Safety Supplies, Sales	<u>Bid #015</u> Quill Breakroom, Restroom, Safety Supplies Fees Rcvd	<u>Bid #015</u> School Specialty Instructional, Sales	<u>Bid #015</u> School Specialty Instructional Fees Rcvd	<u>Bid #016</u> AstroTurf Sales	<u>Bid #016</u> AstroTurf Fees Rcvd
Total 2018 Sales		\$0.00		\$16,937,227.73		\$17,278,154.28		\$26,713.42		\$21,548,382.76		\$1,305,000.00	
Total 2018 Admin Fees			\$0.00		\$338,544.09		\$342,430.69		\$534.27		\$439,659.30		\$26,100.00
Totals By Bids		<u>Bid #015</u>										<u>Bid #016</u>	
Total 2018 Sales		\$55,790,478.19										\$95,725,651.90	
Total 2018 Admin Fees		\$1,121,168.35										\$1,695,368.53	

AEPA Member Sales & Fees 2018
Report March 18, 2019 (2018 Report)

Response Status

State

<u>Bid #016</u>	<u>Bid #016</u>	<u>Bid #016</u>	<u>Bid #016</u>	<u>Bid #016</u>	<u>Bid #016</u>	<u>Bid #016</u>	<u>Bid #016</u>	<u>Bid #016</u>	<u>Bid #016</u>	<u>Bid #016</u>	<u>Bid #016</u>	<u>Bid #016</u>	<u>Bid #016</u>
Daktronics Sales	Daktronics Fees Rcvd	Field Turf - Turf Sales	Field Turf - Turf Fees Rcvd	Field Turf - Sales	Field Turf - Tracks, Tracks Fees Rcvd	Hellas Construction - Turf, Sales	Hellas Construction - Turf Fees Rcvd	Hellas Construction - Tracks, Sales	Hellas Construction - Tracks, Fees Rcvd	Mackin Sales	Mackin Fees Rcvd		
1, 2, & 3Q's 2018-Submitted	California	\$261,199.00	\$5,223.98	\$0.00	\$0.00	\$0.00	\$0.00	\$0.00	\$0.00	\$0.00	\$0.00	\$3,076.70	\$61.53
4Q 2018-Submitted	California	\$300,127.00	\$6,002.54	\$0.00	\$0.00	\$0.00	\$0.00	\$0.00	\$0.00	\$0.00	\$0.00	\$6,431.67	\$128.63
1, 2, & 3Q's 2018-Submitted	Colorado	\$939,237.00	\$18,784.74	\$762,024.69	\$15,240.49	\$9,413.98	\$188.28	\$0.00	\$0.00	\$0.00	\$0.00	\$27,849.88	\$557.00
4Q 2018-Submitted	Colorado	\$81,066.00	\$1,621.32	\$667,660.00	\$13,353.20	\$644,928.38	\$12,898.57	\$0.00	\$0.00	\$0.00	\$0.00	\$0.00	\$0.00
1, 2, & 3Q's 2018-Submitted	Connecticut	\$0.00	\$0.00	\$1,797,087.79	\$35,941.76	\$95,223.15	\$1,904.46	\$0.00	\$0.00	\$0.00	\$0.00	\$0.00	\$0.00
4Q 2018-Submitted	Connecticut	\$0.00	\$0.00	\$542,000.00	\$10,840.00	\$0.00	\$0.00	\$0.00	\$0.00	\$0.00	\$0.00	\$0.00	\$0.00
4Q 2018-Submitted	Florida	\$0.00	\$0.00	\$0.00	\$0.00	\$0.00	\$0.00	\$0.00	\$0.00	\$0.00	\$0.00	\$4,198.27	\$83.96
4Q 2018-Submitted	Florida	\$0.00	\$0.00	\$0.00	\$0.00	\$0.00	\$0.00	\$0.00	\$0.00	\$0.00	\$0.00	\$1,328.67	\$24.86
1, 2, & 3Q's 2018-Submitted	Illinois	\$0.00	\$0.00	\$0.00	\$0.00	\$0.00	\$0.00	\$0.00	\$0.00	\$0.00	\$0.00	\$0.00	\$0.00
4Q 2018-Submitted	Illinois	\$0.00	\$0.00	\$0.00	\$0.00	\$0.00	\$0.00	\$0.00	\$0.00	\$0.00	\$0.00	\$0.00	\$0.00
1, 2, & 3Q's 2018-Submitted	Indiana	\$0.00	\$0.00	\$0.00	\$0.00	\$0.00	\$0.00	\$0.00	\$0.00	\$0.00	\$0.00	\$21,825.21	\$480.15
4Q 2018-Submitted	Indiana	\$0.00	\$0.00	\$0.00	\$0.00	\$0.00	\$0.00	\$0.00	\$0.00	\$0.00	\$0.00	\$7,970.77	\$175.36
1, 2, & 3Q's 2018-Submitted	Iowa	\$1,125,025.00	\$22,500.50	\$0.00	\$0.00	\$0.00	\$0.00	\$0.00	\$0.00	\$0.00	\$0.00	\$145,697.40	\$2,913.95
4Q 2018-Submitted	Iowa	\$0.00	\$0.00	\$0.00	\$0.00	\$0.00	\$0.00	\$0.00	\$0.00	\$0.00	\$0.00	\$41,542.22	\$830.84
1, 2, & 3Q's 2018-Submitted	Kansas	\$270,656.00	\$5,413.12	\$0.00	\$0.00	\$0.00	\$0.00	\$2,721,473.00	\$54,429.46	\$0.00	\$0.00	\$29,972.64	\$599.46
4Q 2018-Submitted	Kansas	\$138,308.00	\$2,766.16	\$0.00	\$0.00	\$212,509.00	\$4,250.18	\$4,653,059.00	\$46,530.59	\$768,682.00	\$15,373.64	\$17,343.09	\$346.86
1, 2, & 3Q's 2018-Submitted	Kentucky	\$25,116.00	\$502.32	\$0.00	\$0.00	\$0.00	\$0.00	\$0.00	\$0.00	\$0.00	\$0.00	\$0.00	\$0.00
4Q 2018-Submitted	Kentucky	\$45,379.00	\$907.58	\$0.00	\$0.00	\$0.00	\$0.00	\$0.00	\$0.00	\$0.00	\$0.00	\$0.00	\$0.00
1, 2, & 3Q's 2018-Submitted	Massachusetts	\$0.00	\$0.00	\$0.00	\$0.00	\$0.00	\$0.00	\$0.00	\$0.00	\$0.00	\$0.00	\$1,741.17	\$34.82
4Q 2018-Submitted	Massachusetts	\$0.00	\$0.00	\$0.00	\$0.00	\$0.00	\$0.00	\$0.00	\$0.00	\$0.00	\$0.00	\$0.00	\$0.00
1, 2, & 3Q's 2018-Submitted	Michigan	\$36,452.00	\$729.04	\$0.00	\$0.00	\$0.00	\$0.00	\$0.00	\$0.00	\$0.00	\$0.00	\$60,187.95	\$1,203.76
4Q 2018-Submitted	Michigan	\$0.00	\$0.00	\$0.00	\$0.00	\$0.00	\$0.00	\$0.00	\$0.00	\$0.00	\$0.00	\$0.00	\$0.00
1, 2, & 3Q's 2018-Submitted	Minnesota	\$930,879.02	\$18,617.58	\$543,287.89	\$10,865.76	\$0.00	\$0.00	\$0.00	\$0.00	\$0.00	\$0.00	\$346,922.84	\$6,938.45
4Q 2018-Submitted	Minnesota	\$453,893.00	\$9,077.86	\$416,390.01	\$8,327.80	\$0.00	\$0.00	\$0.00	\$0.00	\$0.00	\$0.00	\$21,033.61	\$420.67
1, 2, & 3Q's 2018-Submitted	Missouri	\$571,223.00	\$11,424.46	\$0.00	\$0.00	\$0.00	\$0.00	\$0.00	\$0.00	\$0.00	\$0.00	\$164,939.07	\$3,298.78
4Q 2018-Submitted	Missouri	\$0.00	\$0.00	\$0.00	\$0.00	\$0.00	\$0.00	\$0.00	\$0.00	\$0.00	\$0.00	\$0.00	\$0.00
1, 2, & 3Q's 2018-Submitted	Montana	\$150,257.00	\$3,005.14	\$0.00	\$0.00	\$512,491.74	\$10,249.83	\$0.00	\$0.00	\$0.00	\$0.00	\$0.00	\$0.00
4Q 2018-Submitted	Montana	\$288,953.00	\$5,779.06	\$0.00	\$0.00	\$0.00	\$0.00	\$0.00	\$0.00	\$0.00	\$0.00	\$0.00	\$0.00
1, 2, & 3Q's 2018-Submitted	Nebraska	\$384,605.00	\$7,692.10	\$0.00	\$0.00	\$0.00	\$0.00	\$0.00	\$0.00	\$0.00	\$0.00	\$14,663.28	\$293.26
4Q 2018-Submitted	Nebraska	\$0.00	\$0.00	\$0.00	\$0.00	\$0.00	\$0.00	\$0.00	\$0.00	\$0.00	\$0.00	\$3,417.30	\$68.35
1, 2, & 3Q's 2018-Submitted	New Jersey	\$207,806.00	\$4,156.12	\$451,244.83	\$9,024.90	\$171,535.01	\$3,430.70	\$0.00	\$0.00	\$0.00	\$0.00	\$7,290.51	\$145.81
4Q 2018-Submitted	New Jersey	\$33,320.00	\$666.40	\$0.00	\$0.00	\$0.00	\$0.00	\$0.00	\$0.00	\$0.00	\$0.00	\$588.68	\$11.77

<u>Response Status</u>	<u>State</u>	<u>Bid #016</u> Daktronics Sales	<u>Bid #016</u> Daktronics Fees Rcvd	<u>Bid #016</u> Field Turf - Turf Sales	<u>Bid #016</u> Field Turf - Turf Fees Rcvd	<u>Bid #016</u> Field Turf - Tracks, Sales	<u>Bid #016</u> Field Turf - Tracks Fees Rcvd	<u>Bid #016</u> Hellas Construction - Turf, Sales	<u>Bid #016</u> Hellas Construction - Turf Fees Rcvd	<u>Bid #016</u> Hellas Construction - Tracks, Sales	<u>Bid #016</u> Hellas Construction - Tracks, Fees Rcvd	<u>Bid #016</u> Mackin Sales	<u>Bid #016</u> Mackin Fees Rcvd
1, 2, & 3Q's 2018-Submitted	New Mexico	\$144,559.00	\$2,891.00	\$0.00	\$0.00	\$48,220.00	\$964.00	\$1,104,621.00	\$22,092.00	\$0.00	\$0.00	\$14,603.00	\$292.00
4Q 2018-Submitted	New Mexico	\$3,230.20	\$64.60	\$0.00	\$0.00	\$0.00	\$0.00	\$0.00	\$0.00	\$0.00	\$0.00	\$0.00	\$0.00
1, 2, & 3Q's 2018-Submitted	North Dakota	\$94,507.00	\$1,890.14	\$535,179.98	\$10,703.60	\$0.00	\$0.00	\$0.00	\$0.00	\$0.00	\$0.00	\$605.01	\$12.10
4Q 2018-Submitted	North Dakota	\$0.00	\$0.00	\$0.00	\$0.00	\$0.00	\$0.00	\$0.00	\$0.00	\$0.00	\$0.00	\$0.00	\$0.00
1, 2, & 3Q's 2018-Submitted	Ohio	\$82,403.00	\$1,648.06	\$0.00	\$0.00	\$743,231.05	\$14,864.62	\$0.00	\$0.00	\$0.00	\$0.00	\$10,382.14	\$207.65
4Q 2018-Submitted	Ohio	\$575,044.00	\$11,500.88	\$0.00	\$0.00	\$0.00	\$0.00	\$0.00	\$0.00	\$0.00	\$0.00	\$8,618.06	\$172.36
1, 2, & 3Q's 2018-Submitted	Oregon	\$266,730.00	\$5,334.60	\$1,817,859.73	\$36,357.19	\$1,343,527.82	\$26,870.56	\$1,856,359.18	\$33,026.38	\$0.00	\$0.00	\$9,127.17	\$182.54
4Q 2018-Submitted	Oregon	\$79,300.00	\$1,586.00	\$1,166,067.14	\$23,321.34	\$2,524,158.89	\$50,483.18	\$0.00	\$0.00	\$0.00	\$0.00	\$10,308.04	\$206.16
1, 2, & 3Q's 2018-Submitted	Pennsylvania	\$734,887.00	\$14,697.74	\$0.00	\$0.00	\$0.00	\$0.00	\$0.00	\$0.00	\$0.00	\$0.00	\$10,769.89	\$215.93
4Q 2018-Submitted	Pennsylvania	\$981,079.88	\$19,621.60	\$0.00	\$0.00	\$0.00	\$0.00	\$0.00	\$0.00	\$0.00	\$0.00	\$3,401.78	\$68.03
1, 2, & 3Q's 2018-Submitted	Texas	\$8,665.00	\$173.30	\$0.00	\$0.00	\$0.00	\$0.00	\$3,476,208.00	\$34,591.51	\$19,675.00	\$196.75	\$207.00	\$4.14
4Q 2018-Submitted	Texas	\$17,225.00	\$344.00	\$0.00	\$0.00	\$0.00	\$0.00	\$1,818,949.00	\$18,189.00	\$0.00	\$0.00	\$0.00	\$0.00
1, 2, & 3Q's 2018-Submitted	Virginia	\$223,908.00	\$4,478.16	\$5,045,513.71	\$0.00	\$256,725.00	\$0.00	\$0.00	\$0.00	\$0.00	\$0.00	\$2,035.81	\$40.71
4Q 2018-Submitted	Virginia	\$29,965.00	\$599.30	\$823,481.59	\$0.00	\$851,665.83	\$17,033.32	\$220,205.00	\$4,404.10	\$0.00	\$0.00	\$317.35	\$6.35
1, 2, & 3Q's 2018-Submitted	Washington	\$1,643,726.94	\$32,874.53	\$7,308,069.21	\$146,161.38	\$0.00	\$0.00	\$1,306,863.29	\$26,137.27	\$0.00	\$0.00	\$0.00	\$0.00
4Q 2018-Submitted	Washington	\$352,092.47	\$7,041.85	\$3,510,935.51	\$70,218.71	\$0.00	\$0.00	\$1,981,508.25	\$39,630.17	\$0.00	\$0.00	\$5,707.00	\$114.14
1, 2, & 3Q's 2018-Submitted	West Virginia	\$16,476.00	\$329.52	\$1,462,351.93	\$29,247.04	\$0.00	\$0.00	\$0.00	\$0.00	\$0.00	\$0.00	\$0.00	\$0.00
4Q 2018-Submitted	West Virginia	\$585,225.00	\$11,704.50	\$728,104.15	\$14,562.08	\$0.00	\$0.00	\$0.00	\$0.00	\$0.00	\$0.00	\$0.00	\$0.00
1, 2, & 3Q's 2018-Submitted	Wisconsin	\$0.00	\$0.00	\$0.00	\$0.00	\$0.00	\$0.00	\$0.00	\$0.00	\$0.00	\$0.00	\$0.00	\$0.00
4Q 2018-Submitted	Wisconsin	\$0.00	\$0.00	\$0.00	\$0.00	\$0.00	\$0.00	\$0.00	\$0.00	\$0.00	\$0.00	\$0.00	\$0.00
1, 2, & 3Q's 2018-Submitted	Wyoming	\$178,936.00	\$3,578.72	\$0.00	\$0.00	\$0.00	\$0.00	\$928,598.00	\$18,571.96	\$33,146.00	\$662.92	\$11,933.94	\$238.68
4Q 2018-Submitted	Wyoming	\$16,419.00	\$328.38	\$0.00	\$0.00	\$0.00	\$0.00	\$0.00	\$0.00	\$0.00	\$0.00	\$5,201.66	\$104.03
<u>Response Status</u>	<u>State</u>	<u>Bid #016</u> Daktronics Sales	<u>Bid #016</u> Daktronics Fees Rcvd	<u>Bid #016</u> Field Turf - Turf Sales	<u>Bid #016</u> Field Turf - Turf Fees Rcvd	<u>Bid #016</u> Field Turf - Tracks, Sales	<u>Bid #016</u> Field Turf - Tracks Fees Rcvd	<u>Bid #016</u> Hellas Construction - Turf, Sales	<u>Bid #016</u> Hellas Construction - Turf Fees Rcvd	<u>Bid #016</u> Hellas Construction - Tracks, Sales	<u>Bid #016</u> Hellas Construction - Tracks, Fees Rcvd	<u>Bid #016</u> Mackin Sales	<u>Bid #016</u> Mackin Fees Rcvd
Total 2018 Sales		\$12,277,879.51		\$27,577,258.16		\$7,413,629.85		\$20,067,843.72		\$821,503.00		\$1,021,238.78	
Total 2018 Admin Fees			\$245,556.90		\$434,165.25		\$143,137.70		\$297,602.44		\$16,233.31		\$20,483.09
Totals By Bids													
Total 2018 Sales													
Total 2018 Admin Fees													

AEPA Member Sales & Fees 2018
Report March 18, 2019 (2018 Report)

Response Status	State	Bid #016						Bid #017					
		Motz Group, Sales	Motz Group, Fees Rcvd	SchoolDude/Dude Solutions Sales	SchoolDude/Dude Solutions, Fees Rcvd	Shaw Sport Turf, Sales	Shaw Sport Turf, Fees Rcvd	Konica Minolta Sales	Konica Minolta Fees Rcvd	Kyocera Mita Sales	Kyocera Mita Fees Rcvd	Progressive Services Sales	Progressive Services Fees Rcvd
1, 2, & 3Q's 2018-Submitted	California	\$0.00	\$0.00	\$2,568,287.80	\$51,367.77	\$0.00	\$0.00	\$2,050,942.45	\$56,998.85	\$37,258.20	\$7,451.64	\$0.00	\$0.00
4Q 2018-Submitted	California	\$0.00	\$0.00	\$368,194.93	\$7,363.90	\$0.00	\$0.00	\$662,595.11	\$13,251.90	\$36,726.00	\$734.52	\$0.00	\$0.00
1, 2, & 3Q's 2018-Submitted	Colorado	\$0.00	\$0.00	\$427,914.61	\$1,189.08	\$0.00	\$0.00	\$247,026.25	\$4,940.52	\$19,441.00	\$0.00	\$0.00	\$0.00
4Q 2018-Submitted	Colorado	\$0.00	\$0.00	\$0.00	\$5,996.67	\$380,500.00	\$7,610.00	\$3,707.81	\$74.16	\$3,204.00	\$452.90	\$0.00	\$0.00
1, 2, & 3Q's 2018-Submitted	Connecticut	\$0.00	\$0.00	\$0.00	\$0.00	\$0.00	\$0.00	\$1,738,735.97	\$34,774.72	\$0.00	\$0.00	\$0.00	\$0.00
4Q 2018-Submitted	Connecticut	\$0.00	\$0.00	\$33,276.55	\$677.02	\$0.00	\$0.00	\$353,908.81	\$7,078.18	\$3,684.00	\$77.28	\$0.00	\$0.00
4Q 2018-Submitted	Florida	\$0.00	\$0.00	\$20,303.47	\$406.07	\$0.00	\$0.00	\$0.00	\$0.00	\$19,308.00	\$386.16	\$0.00	\$0.00
4Q 2018-Submitted	Florida	\$0.00	\$0.00	\$58,652.30	\$1,173.05	\$0.00	\$0.00	\$0.00	\$0.00	\$10,153.00	\$203.06	\$0.00	\$0.00
1, 2, & 3Q's 2018-Submitted	Illinois	\$0.00	\$0.00	\$0.00	\$0.00	\$0.00	\$0.00	\$0.00	\$0.00	\$0.00	\$0.00	\$0.00	\$0.00
4Q 2018-Submitted	Illinois	\$0.00	\$0.00	\$0.00	\$0.00	\$0.00	\$0.00	\$0.00	\$0.00	\$0.00	\$0.00	\$0.00	\$0.00
1, 2, & 3Q's 2018-Submitted	Indiana	\$1,956,127.00	\$43,034.79	\$402,069.12	\$10,858.53	\$0.00	\$0.00	\$1,137,355.54	\$26,035.91	\$1,081.00	\$34.59	\$0.00	\$0.00
4Q 2018-Submitted	Indiana	\$1,956,127.00	\$43,034.80	\$144,500.11	\$3,179.00	\$0.00	\$0.00	\$354,946.13	\$8,060.08	\$0.00	\$0.00	\$0.00	\$0.00
1, 2, & 3Q's 2018-Submitted	Iowa	\$0.00	\$0.00	\$354,087.97	\$7,081.77	\$0.00	\$0.00	\$68,283.94	\$1,365.67	\$154,942.00	\$3,098.84	\$0.00	\$0.00
4Q 2018-Submitted	Iowa	\$0.00	\$0.00	\$35,825.02	\$716.50	\$0.00	\$0.00	\$18,502.14	\$370.04	\$52,625.00	\$1,052.50	\$0.00	\$0.00
1, 2, & 3Q's 2018-Submitted	Kansas	\$0.00	\$0.00	\$90,872.49	\$1,817.45	\$1,146,868.00	\$22,937.36	\$1,295,605.10	\$25,912.10	\$179,279.00	\$3,585.58	\$22,505.00	\$450.10
4Q 2018-Submitted	Kansas	\$0.00	\$0.00	\$145,516.77	\$2,910.31	\$41,176.40	\$823.53	\$625,783.22	\$12,515.66	\$306,293.00	\$6,125.86	\$0.00	\$0.00
1, 2, & 3Q's 2018-Submitted	Kentucky	\$204,809.00	\$4,096.18	\$175,490.00	\$3,509.80	\$0.00	\$0.00	\$2,022,061.00	\$40,441.22	\$370,550.00	\$7,411.00	\$0.00	\$0.00
4Q 2018-Submitted	Kentucky	\$0.00	\$0.00	\$31,927.58	\$638.55	\$0.00	\$0.00	\$569,489.13	\$23,813.00	\$9,424.00	\$188.48	\$0.00	\$0.00
1, 2, & 3Q's 2018-Submitted	Massachusetts	\$0.00	\$0.00	\$0.00	\$0.00	\$0.00	\$0.00	\$1,770,720.24	\$35,414.41	\$0.00	\$0.00	\$0.00	\$0.00
4Q 2018-Submitted	Massachusetts	\$0.00	\$0.00	\$0.00	\$0.00	\$0.00	\$0.00	\$374,619.46	\$7,492.39	\$0.00	\$0.00	\$0.00	\$0.00
1, 2, & 3Q's 2018-Submitted	Michigan	\$0.00	\$0.00	\$0.00	\$0.00	\$0.00	\$0.00	\$580,868.66	\$11,617.37	\$9,492.00	\$189.84	\$0.00	\$0.00
4Q 2018-Submitted	Michigan	\$0.00	\$0.00	\$0.00	\$0.00	\$0.00	\$0.00	\$119,583.93	\$2,391.68	\$11,849.00	\$236.98	\$0.00	\$0.00
1, 2, & 3Q's 2018-Submitted	Minnesota	\$0.00	\$0.00	\$0.00	\$0.00	\$0.00	\$0.00	\$942,570.86	\$18,851.42	\$47,531.41	\$950.63	\$0.00	\$0.00
4Q 2018-Submitted	Minnesota	\$0.00	\$0.00	\$0.00	\$0.00	\$0.00	\$0.00	\$183,031.99	\$3,660.64	\$30,983.00	\$619.66	\$0.00	\$0.00
1, 2, & 3Q's 2018-Submitted	Missouri	\$0.00	\$0.00	\$278,462.28	\$5,569.25	\$0.00	\$0.00	\$1,517,477.07	\$30,349.54	\$98,611.36	\$1,972.23	\$0.00	\$0.00
4Q 2018-Submitted	Missouri	\$0.00	\$0.00	\$395,484.00	\$7,909.68	\$0.00	\$0.00	\$0.00	\$0.00	\$105,777.00	\$4,087.77	\$0.00	\$0.00
1, 2, & 3Q's 2018-Submitted	Montana	\$0.00	\$0.00	\$2,191.50	\$43.83	\$0.00	\$0.00	\$469,925.54	\$9,398.51	\$0.00	\$0.00	\$0.00	\$0.00
4Q 2018-Submitted	Montana	\$0.00	\$0.00	\$8,581.47	\$171.63	\$0.00	\$0.00	\$476,712.16	\$9,534.24	\$0.00	\$0.00	\$295,940.29	\$5,918.81
1, 2, & 3Q's 2018-Submitted	Nebraska	\$0.00	\$0.00	\$91,984.02	\$1,839.68	\$0.00	\$0.00	\$16,079.96	\$321.60	\$992.00	\$19.84	\$0.00	\$0.00
4Q 2018-Submitted	Nebraska	\$0.00	\$0.00	\$35,029.46	\$700.59	\$0.00	\$0.00	\$1,721.00	\$34.42	\$0.00	\$0.00	\$0.00	\$0.00
1, 2, & 3Q's 2018-Submitted	New Jersey	\$0.00	\$0.00	\$208,797.14	\$4,175.94	\$2,474,055.22	\$49,481.10	\$507,018.09	\$10,140.36	\$5,175.00	\$103.50	\$0.00	\$0.00
4Q 2018-Submitted	New Jersey	\$0.00	\$0.00	\$0.00	\$0.00	\$2,056,655.31	\$41,133.11	\$48,467.95	\$969.36	\$0.00	\$0.00	\$0.00	\$0.00

<u>Response Status</u>	<u>State</u>	<u>Bid #016</u> Motz Group, Sales	<u>Bid #016</u> Motz Group, Fees Rcvd	<u>Bid #016</u> SchoolDude/Dude Solutions Sales	<u>Bid #016</u> SchoolDude/Dude Solutions, Fees Rcvd	<u>Bid #016</u> Shaw Sport Turf, Sales	<u>Bid #016</u> Shaw Sport Turf, Fees Rcvd	<u>Bid #017</u> Konica Minolta Sales	<u>Bid #017</u> Konica Minolta Fees Rcvd	<u>Bid #017</u> Kyocera Mita Sales	<u>Bid #017</u> Kyocera Mita Fees Rcvd	<u>Bid #017</u> Progressive Services Sales	<u>Bid #017</u> Progressive Services Fees Rcvd
1, 2, & 3Q's 2018-Submitted	New Mexico	\$0.00	\$0.00	\$743,940.00	\$14,879.00	\$0.00	\$0.00	\$279,486.00	\$5,590.00	\$18,767.00	\$375.00	\$688,616.00	\$13,772.00
4Q 2018-Submitted	New Mexico	\$0.00	\$0.00	\$68,215.79	\$1,364.32	\$0.00	\$0.00	\$42,516.35	\$850.33	\$0.00	\$0.00	\$347,630.12	\$6,952.60
1, 2, & 3Q's 2018-Submitted	North Dakota	\$0.00	\$0.00	\$16,174.23	\$323.49	\$0.00	\$0.00	\$118,751.74	\$2,375.04	\$149,939.00	\$2,998.78	\$0.00	\$0.00
4Q 2018-Submitted	North Dakota	\$0.00	\$0.00	\$0.00	\$0.00	\$0.00	\$0.00	\$11,420.05	\$228.40	\$56,909.00	\$1,138.18	\$0.00	\$0.00
1, 2, & 3Q's 2018-Submitted	Ohio	\$2,533,359.00	\$50,667.18	\$664,569.89	\$13,291.40	\$0.00	\$0.00	\$2,013,121.16	\$40,262.42	\$0.00	\$0.00	\$764,115.90	\$15,282.32
4Q 2018-Submitted	Ohio	\$731,839.00	\$14,636.78	\$75,883.83	\$1,517.68	\$0.00	\$0.00	\$910,777.53	\$18,215.55	\$0.00	\$0.00	\$0.00	\$0.00
1, 2, & 3Q's 2018-Submitted	Oregon	\$0.00	\$0.00	\$257,488.38	\$5,149.77	\$0.00	\$0.00	\$214,381.28	\$4,287.63	\$64,600.00	\$1,292.00	\$17,105.00	\$342.10
4Q 2018-Submitted	Oregon	\$0.00	\$0.00	\$4,868.92	\$97.38	\$0.00	\$0.00	\$43,328.00	\$866.56	\$8,035.14	\$160.70	\$0.00	\$0.00
1, 2, & 3Q's 2018-Submitted	Pennsylvania	\$0.00	\$0.00	\$1,197,210.98	\$22,248.36	\$0.00	\$0.00	\$4,006,812.04	\$80,136.30	\$24,437.00	\$488.74	\$0.00	\$0.00
4Q 2018-Submitted	Pennsylvania	\$0.00	\$0.00	\$147,084.87	\$2,670.58	\$0.00	\$0.00	\$858,240.59	\$17,164.82	\$0.00	\$0.00	\$0.00	\$0.00
1, 2, & 3Q's 2018-Submitted	Texas	\$0.00	\$0.00	\$0.00	\$0.00	\$0.00	\$0.00	\$420,215.97	\$8,404.32	\$0.00	\$0.00	\$0.00	\$0.00
4Q 2018-Submitted	Texas	\$0.00	\$0.00	\$0.00	\$0.00	\$0.00	\$0.00	\$180,645.00	\$3,612.00	\$0.00	\$0.00	\$0.00	\$0.00
1, 2, & 3Q's 2018-Submitted	Virginia	\$0.00	\$0.00	\$781,729.71	\$15,634.60	\$432,118.59	\$8,642.37	\$587,461.33	\$11,749.22	\$0.00	\$0.00	\$0.00	\$0.00
4Q 2018-Submitted	Virginia	\$0.00	\$0.00	\$91,424.95	\$1,828.50	\$117,500.00	\$2,350.00	\$172,649.27	\$3,452.99	\$0.00	\$0.00	\$182,577.00	\$3,651.54
1, 2, & 3Q's 2018-Submitted	Washington	\$0.00	\$0.00	\$696,704.50	\$13,934.09	\$0.00	\$0.00	\$1,333,078.00	\$26,661.56	\$0.00	\$0.00	\$5,441,230.00	\$108,824.00
4Q 2018-Submitted	Washington	\$0.00	\$0.00	\$416,290.50	\$8,325.81	\$0.00	\$0.00	\$261,007.50	\$5,220.14	\$0.00	\$0.00	\$1,211,937.73	\$24,238.75
1, 2, & 3Q's 2018-Submitted	West Virginia	\$0.00	\$0.00	\$26,853.43	\$169.94	\$0.00	\$0.00	\$160,473.04	\$3,209.46	\$0.00	\$0.00	\$337,388.54	\$6,747.77
4Q 2018-Submitted	West Virginia	\$0.00	\$0.00	\$0.00	\$0.00	\$0.00	\$0.00	\$73,123.82	\$1,462.48	\$0.00	\$0.00	\$0.00	\$0.00
1, 2, & 3Q's 2018-Submitted	Wisconsin	\$0.00	\$0.00	\$49,695.06	\$993.90	\$0.00	\$0.00	\$458,289.24	\$9,165.79	\$80,537.00	\$1,610.74	\$0.00	\$0.00
4Q 2018-Submitted	Wisconsin	\$0.00	\$0.00	\$868.00	\$43.49	\$0.00	\$0.00	\$18,691.00	\$1,813.84	\$991.00	\$19.94	\$0.00	\$0.00
1, 2, & 3Q's 2018-Submitted	Wyoming	\$0.00	\$0.00	\$86,888.82	\$1,737.78	\$0.00	\$0.00	\$18,291.16	\$182.91	\$0.00	\$0.00	\$782,581.00	\$15,651.62
4Q 2018-Submitted	Wyoming	\$0.00	\$0.00	\$6,823.91	\$136.48	\$0.00	\$0.00	\$0.00	\$0.00	\$0.00	\$0.00	\$0.00	\$0.00
<u>Response Status</u>	<u>State</u>	<u>Bid #016</u> Motz Group, Sales	<u>Bid #016</u> Motz Group, Fees Rcvd	<u>Bid #016</u> SchoolDude/Dude Solutions Sales	<u>Bid #016</u> SchoolDude/Dude Solutions, Fees Rcvd	<u>Bid #016</u> Shaw Sport Turf, Sales	<u>Bid #016</u> Shaw Sport Turf, Fees Rcvd	<u>Bid #017</u> Konica Minolta Sales	<u>Bid #017</u> Konica Minolta Fees Rcvd	<u>Bid #017</u> Kyocera Mita Sales	<u>Bid #017</u> Kyocera Mita Fees Rcvd	<u>Bid #017</u> Progressive Services Sales	<u>Bid #017</u> Progressive Services Fees Rcvd
Total 2018 Sales		\$7,382,261.00		\$11,210,164.36		\$6,648,873.52		\$30,340,499.58		\$1,918,594.11		\$10,091,626.58	
Total 2018 Admin Fees			\$155,469.73		\$223,642.64		\$132,977.47		\$640,719.71		\$47,066.94		\$201,831.61
Totals By Bids								Bid #017					
Total 2018 Sales								\$111,903,677.70					
Total 2018 Admin Fees								\$2,286,480.29					

AEPA Member Sales & Fees 2018
Report March 18, 2019 (2018 Report)

<u>Response Status</u>	<u>State</u>	<u>Bid #017</u> Sports Surfaces - Flooring, Sales	<u>Bid #017</u> Sports Surfaces - Flooring Fees Rcvd	<u>Bid #017</u> Techline Lighting Sales	<u>Bid #017</u> Techline Lighting Fees Rcvd	<u>Bid #017</u> WTI/Tremco Sales	<u>Bid #017</u> WTI/Tremco Fees Rcvd	<u>Bid #018</u> Biofit Engineered Products Sales	Biofit Engineered Products Fees Rcvd	CDW-G Sales	CDW-G Fees Rcvd	Facility Solution Group Sales	Facility Solution Group Fees Rcvd	MNJ Sales
1, 2, & 3Q's 2018-Submitted	California	\$0.00	\$0.00	\$0.00	\$0.00	\$16,801.20	\$336.02	\$0.00	\$0.00	\$67,795,604.06	\$1,122,153.21	\$0.00	\$0.00	\$1,138,280.32
4Q 2018-Submitted	California	\$0.00	\$0.00	\$0.00	\$0.00	\$16,181.69	\$323.63	\$0.00	\$0.00	\$15,355,769.50	\$307,115.39	\$0.00	\$0.00	\$366,435.75
1, 2, & 3Q's 2018-Submitted	Colorado	\$0.00	\$0.00	\$0.00	\$0.00	\$0.00	\$0.00	\$0.00	\$0.00	\$5,601,435.84	\$108,584.53	\$0.00	\$0.00	\$0.00
4Q 2018-Submitted	Colorado	\$0.00	\$0.00	\$0.00	\$0.00	\$0.00	\$0.00	\$0.00	\$0.00	\$1,172,487.95	\$63,408.79	\$0.00	\$0.00	\$0.00
1, 2, & 3Q's 2018-Submitted	Connecticut	\$0.00	\$0.00	\$288,900.00	\$5,788.00	\$54,793.18	\$1,077.69	\$0.00	\$0.00	\$2,769,941.85	\$42,730.98	\$1,495.00	\$29.90	\$602.47
4Q 2018-Submitted	Connecticut	\$0.00	\$0.00	\$0.00	\$0.00	\$26,474.52	\$529.49	\$0.00	\$0.00	\$636,942.51	\$9,837.86	\$0.00	\$0.00	\$464.02
4Q 2018-Submitted	Florida	\$0.00	\$0.00	\$0.00	\$0.00	\$170,187.07	\$2,403.75	\$1,651.50	\$33.03	\$1,345,726.61	\$25,132.96	\$0.00	\$0.00	\$23,657.85
4Q 2018-Submitted	Florida	\$0.00	\$0.00	\$0.00	\$0.00	\$128,596.11	\$2,571.93	\$0.00	\$0.00	\$302,888.49	\$5,052.45	\$0.00	\$0.00	\$1,246.67
1, 2, & 3Q's 2018-Submitted	Illinois	\$0.00	\$0.00	\$0.00	\$0.00	\$0.00	\$0.00	\$0.00	\$0.00	\$0.00	\$0.00	\$0.00	\$0.00	\$0.00
4Q 2018-Submitted	Illinois	\$0.00	\$0.00	\$0.00	\$0.00	\$0.00	\$0.00	\$0.00	\$0.00	\$0.00	\$0.00	\$0.00	\$0.00	\$0.00
1, 2, & 3Q's 2018-Submitted	Indiana	\$0.00	\$0.00	\$0.00	\$0.00	\$0.00	\$0.00	\$0.00	\$0.00	\$2,467,074.09	\$48,937.85	\$199.65	\$3.99	\$23,311.97
4Q 2018-Submitted	Indiana	\$0.00	\$0.00	\$0.00	\$0.00	\$0.00	\$0.00	\$0.00	\$0.00	\$820,115.71	\$17,430.54	\$0.00	\$0.00	\$809.50
1, 2, & 3Q's 2018-Submitted	Iowa	\$0.00	\$0.00	\$0.00	\$0.00	\$0.00	\$0.00	\$0.00	\$0.00	\$1,055,007.43	\$19,633.97	\$0.00	\$0.00	\$33,567.98
4Q 2018-Submitted	Iowa	\$0.00	\$0.00	\$0.00	\$0.00	\$0.00	\$0.00	\$0.00	\$0.00	\$222,038.80	\$4,349.56	\$0.00	\$0.00	\$2,259.04
1, 2, & 3Q's 2018-Submitted	Kansas	\$0.00	\$0.00	\$752,900.00	\$15,058.00	\$1,353,798.89	\$27,075.98	\$0.00	\$0.00	\$6,574,473.05	\$111,914.72	\$322.00	\$6.44	\$49,709.59
4Q 2018-Submitted	Kansas	\$36,910.00	\$738.20	\$0.00	\$0.00	\$0.00	\$0.00	\$78,022.82	\$1,560.46	\$2,852,040.83	\$40,925.51	\$0.00	\$0.00	\$37,391.09
1, 2, & 3Q's 2018-Submitted	Kentucky	\$0.00	\$0.00	\$0.00	\$0.00	\$1,727,152.00	\$34,543.04	\$0.00	\$0.00	\$2,377,243.50	\$47,544.87	\$0.00	\$0.00	\$22,085.00
4Q 2018-Submitted	Kentucky	\$0.00	\$0.00	\$0.00	\$0.00	\$2,271,744.55	\$45,434.90	\$0.00	\$0.00	\$882,368.82	\$14,393.97	\$0.00	\$0.00	\$5,516.38
1, 2, & 3Q's 2018-Submitted	Massachusetts	\$0.00	\$0.00	\$0.00	\$0.00	\$0.00	\$0.00	\$0.00	\$0.00	\$83,991.93	\$1,583.27	\$0.00	\$0.00	\$0.00
4Q 2018-Submitted	Massachusetts	\$0.00	\$0.00	\$0.00	\$0.00	\$0.00	\$0.00	\$0.00	\$0.00	\$31,284.96	\$625.70	\$0.00	\$0.00	\$114.50
1, 2, & 3Q's 2018-Submitted	Michigan	\$0.00	\$0.00	\$0.00	\$0.00	\$8,707.20	\$174.15	\$0.00	\$0.00	\$628,375.93	\$12,373.26	\$25,419.04	\$508.32	\$144,478.40
4Q 2018-Submitted	Michigan	\$0.00	\$0.00	\$0.00	\$0.00	\$0.00	\$0.00	\$0.00	\$0.00	\$176,099.16	\$3,507.83	\$3,509.60	\$70.19	\$19,371.57
1, 2, & 3Q's 2018-Submitted	Minnesota	\$0.00	\$0.00	\$0.00	\$0.00	\$3,105,891.64	\$62,117.83	\$0.00	\$0.00	\$2,539,363.48	\$42,175.80	\$0.00	\$0.00	\$106,830.99
4Q 2018-Submitted	Minnesota	\$0.00	\$0.00	\$0.00	\$0.00	\$0.00	\$0.00	\$0.00	\$0.00	\$264,096.75	\$5,168.95	\$0.00	\$0.00	\$13,351.32
1, 2, & 3Q's 2018-Submitted	Missouri	\$0.00	\$0.00	\$0.00	\$0.00	\$5,523,559.83	\$110,471.20	\$4,944.00	\$98.88	\$5,453,997.50	\$109,079.95	\$0.00	\$0.00	\$1,640.50
4Q 2018-Submitted	Missouri	\$0.00	\$0.00	\$0.00	\$0.00	\$210,911.51	\$4,218.23	\$19,958.50	\$399.17	\$3,775,477.00	\$75,509.54	\$0.00	\$0.00	\$58.00
1, 2, & 3Q's 2018-Submitted	Montana	\$0.00	\$0.00	\$0.00	\$0.00	\$0.00	\$0.00	\$0.00	\$0.00	\$436,456.44	\$7,135.94	\$0.00	\$0.00	\$0.00
4Q 2018-Submitted	Montana	\$0.00	\$0.00	\$0.00	\$0.00	\$0.00	\$0.00	\$0.00	\$0.00	\$893,408.87	\$13,424.54	\$0.00	\$0.00	\$0.00
1, 2, & 3Q's 2018-Submitted	Nebraska	\$0.00	\$0.00	\$0.00	\$0.00	\$312,600.37	\$6,252.01	\$0.00	\$0.00	\$206,130.81	\$4,487.25	\$0.00	\$0.00	\$44,423.51
4Q 2018-Submitted	Nebraska	\$0.00	\$0.00	\$0.00	\$0.00	\$0.00	\$0.00	\$0.00	\$0.00	\$191,127.50	\$2,969.71	\$0.00	\$0.00	\$2,945.25
1, 2, & 3Q's 2018-Submitted	New Jersey	\$0.00	\$0.00	\$0.00	\$0.00	\$3,649,346.16	\$80,285.62	\$0.00	\$0.00	\$0.00	\$0.00	\$0.00	\$0.00	\$0.00
4Q 2018-Submitted	New Jersey	\$0.00	\$0.00	\$0.00	\$0.00	\$4,037,939.41	\$88,834.67	\$0.00	\$0.00	\$0.00	\$0.00	\$0.00	\$0.00	\$0.00

<u>Response Status</u>	<u>State</u>	<u>Bid #017</u>	<u>Bid #017</u>	<u>Bid #017</u>	<u>Bid #017</u>	<u>Bid #017</u>	<u>Bid #017</u>	<u>Bid #018</u>						
		Sports Surfaces - Flooring, Sales	Sports Surfaces - Flooring Fees Rcvd	Techline Lighting Sales	Techline Lighting Fees Rcvd	WTI/Tremco Sales	WTI/Tremco Fees Rcvd	Biofit Engineered Products Sales	Biofit Engineered Products Fees Rcvd	CDW-G Sales	CDW-G Fees Rcvd	Facility Solution Group Sales	Facility Solution Group Fees Rcvd	MNJ Sales
1, 2, & 3Q's 2018-Submitted	New Mexico	\$0.00	\$0.00	\$0.00	\$0.00	\$454,705.00	\$9,094.00	\$0.00	\$0.00	\$5,346,563.00	\$106,931.00	\$0.00	\$0.00	\$500,477.00
4Q 2018-Submitted	New Mexico	\$0.00	\$0.00	\$0.00	\$0.00	\$0.00	\$0.00	\$0.00	\$0.00	\$20,026,138.00	\$40,122.76	\$0.00	\$0.00	\$252,145.64
1, 2, & 3Q's 2018-Submitted	North Dakota	\$0.00	\$0.00	\$0.00	\$0.00	\$0.00	\$0.00	\$0.00	\$0.00	\$546,612.59	\$7,919.52	\$0.00	\$0.00	\$20,639.29
4Q 2018-Submitted	North Dakota	\$0.00	\$0.00	\$0.00	\$0.00	\$0.00	\$0.00	\$0.00	\$0.00	\$76,938.36	\$1,339.92	\$0.00	\$0.00	\$10,680.09
1, 2, & 3Q's 2018-Submitted	Ohio	\$0.00	\$0.00	\$518,197.12	\$10,363.34	\$4,626,670.22	\$92,533.41	\$0.00	\$0.00	\$7,005,083.25	\$109,743.80	\$0.00	\$0.00	\$836,765.63
4Q 2018-Submitted	Ohio	\$0.00	\$0.00	\$0.00	\$0.00	\$54,709.55	\$1,094.18	\$3,254.40	\$65.09	\$1,641,633.31	\$31,025.20	\$0.00	\$0.00	\$170,227.31
1, 2, & 3Q's 2018-Submitted	Oregon	\$0.00	\$0.00	\$0.00	\$0.00	\$1,872,735.90	\$37,454.72	\$0.00	\$0.00	\$1,490,567.90	\$29,811.36	\$0.00	\$0.00	\$44,173.97
4Q 2018-Submitted	Oregon	\$0.00	\$0.00	\$0.00	\$0.00	\$1,289,727.01	\$25,794.54	\$0.00	\$0.00	\$231,347.14	\$3,098.50	\$0.00	\$0.00	\$5,385.59
1, 2, & 3Q's 2018-Submitted	Pennsylvania	\$224,585.38	\$4,491.71	\$0.00	\$0.00	\$21,353,530.71	\$426,650.36	\$0.00	\$0.00	\$3,511,912.33	\$61,454.10	\$0.00	\$0.00	\$0.00
4Q 2018-Submitted	Pennsylvania	\$197,925.87	\$3,958.52	\$0.00	\$0.00	\$7,371,174.68	\$147,423.51	\$0.00	\$0.00	\$904,859.00	\$15,006.17	\$0.00	\$0.00	\$0.00
1, 2, & 3Q's 2018-Submitted	Texas	\$0.00	\$0.00	\$565,600.00	\$5,650.00	\$245,593.76	\$2,431.61	\$118,413.07	\$2,368.26	\$823,054.27	\$15,353.84	\$540.00	\$10.80	\$296,053.57
4Q 2018-Submitted	Texas	\$0.00	\$0.00	\$0.00	\$0.00	\$0.00	\$0.00	\$0.00	\$0.00	\$234,726.00	\$4,100.00	\$0.00	\$0.00	\$31,346.00
1, 2, & 3Q's 2018-Submitted	Virginia	\$0.00	\$0.00	\$0.00	\$0.00	\$58,527.63	\$1,170.55	\$0.00	\$0.00	\$4,996,720.91	\$79,509.83	\$0.00	\$0.00	\$0.00
4Q 2018-Submitted	Virginia	\$0.00	\$0.00	\$0.00	\$0.00	\$0.00	\$0.00	\$0.00	\$0.00	\$0.00	\$0.00	\$0.00	\$0.00	\$0.00
1, 2, & 3Q's 2018-Submitted	Washington	\$0.00	\$0.00	\$0.00	\$0.00	\$5,935,917.00	\$118,718.00	\$0.00	\$0.00	\$15,422,224.50	\$308,444.49	\$0.00	\$0.00	\$0.00
4Q 2018-Submitted	Washington	\$0.00	\$0.00	\$0.00	\$0.00	\$1,031,902.94	\$20,638.05	\$0.00	\$0.00	\$3,210,428.50	\$64,208.57	\$0.00	\$0.00	\$0.00
1, 2, & 3Q's 2018-Submitted	West Virginia	\$0.00	\$0.00	\$0.00	\$0.00	\$0.00	\$0.00	\$0.00	\$0.00	\$3,447,398.56	\$67,091.76	\$0.00	\$0.00	\$1,989.93
4Q 2018-Submitted	West Virginia	\$0.00	\$0.00	\$0.00	\$0.00	\$0.00	\$0.00	\$0.00	\$0.00	\$777,998.72	\$15,450.41	\$0.00	\$0.00	\$1,811.72
1, 2, & 3Q's 2018-Submitted	Wisconsin	\$0.00	\$0.00	\$0.00	\$0.00	\$0.00	\$0.00	\$0.00	\$0.00	\$2,143,214.40	\$24,254.02	\$0.00	\$0.00	\$80,890.54
4Q 2018-Submitted	Wisconsin	\$0.00	\$0.00	\$0.00	\$0.00	\$0.00	\$0.00	\$0.00	\$0.00	\$0.00	\$0.00	\$0.00	\$0.00	\$0.00
1, 2, & 3Q's 2018-Submitted	Wyoming	\$58,059.33	\$1,161.19	\$0.00	\$0.00	\$0.00	\$0.00	\$0.00	\$0.00	\$1,497,294.33	\$25,884.57	\$0.00	\$0.00	\$3,986.06
4Q 2018-Submitted	Wyoming	\$0.00	\$0.00	\$0.00	\$0.00	\$0.00	\$0.00	\$0.00	\$0.00	\$154,319.75	\$2,887.99	\$0.00	\$0.00	\$2,490.60
<u>Response Status</u>	<u>State</u>	<u>Bid #017</u>	<u>Bid #017</u>	<u>Bid #017</u>	<u>Bid #017</u>	<u>Bid #017</u>	<u>Bid #017</u>	<u>Bid #018</u>						
		Sports Surfaces - Flooring, Sales	Sports Surfaces - Flooring Fees Rcvd	Techline Lighting Sales	Techline Lighting Fees Rcvd	WTI/Tremco Sales	WTI/Tremco Fees Rcvd	Biofit Engineered Products Sales	Biofit Engineered Products Fees Rcvd	CDW-G Sales	CDW-G Fees Rcvd	Facility Solution Group Sales	Facility Solution Group Fees Rcvd	MNJ Sales
Total 2018 Sales		\$517,480.58		\$2,125,597.12		\$66,909,879.73		\$226,244.29		\$200,400,004.19		\$31,485.29		\$4,297,614.61
Total 2018 Admin Fees			\$10,349.62		\$36,859.34		\$1,349,653.07		\$4,524.89		\$3,280,826.71		\$629.64	
Totals By Bids								<u>Bid #018</u>						
Total 2018 Sales								\$211,111,566.53						
Total 2018 Admin Fees								\$3,496,676.57						

AEPA Member Sales & Fees 2018
Report March 18, 2019 (2018 Report)

Response Status	State	MNJ Fees Rcvd	National Business Furniture Sales	National Business Furniture Fees Rcvd	School Specialty Furniture Sales	School Specialty Furniture Fees Rcvd	SICO Furniture Sales	SICO Furniture Fees Rcvd	Bid #018.5				
									Best Plumbing Specialties Sales	Best Plumbing Specialties Fees Rcvd	Kranos Corp dba Schutt Sports Sales	Kranos Corp dba Schutt Sports Fees Rcvd	
1, 2, & 3Q's 2018-Submitted	California	\$22,765.85	\$15,707.76	\$350.21	\$34,864.86	\$699.72	\$0.00	\$0.00	\$0.00	\$0.00	\$0.00	\$0.00	\$0.00
4Q 2018-Submitted	California	\$7,328.72	\$12,376.20	\$273.47	\$0.00	\$0.00	\$0.00	\$0.00	\$0.00	\$0.00	\$0.00	\$0.00	\$0.00
1, 2, & 3Q's 2018-Submitted	Colorado	\$0.00	\$0.00	\$0.00	\$108,102.51	\$949.12	\$0.00	\$0.00	\$0.00	\$0.00	\$0.00	\$0.00	\$0.00
4Q 2018-Submitted	Colorado	\$0.00	\$0.00	\$0.00	\$20,349.21	\$1,619.91	\$0.00	\$0.00	\$0.00	\$0.00	\$0.00	\$0.00	\$0.00
1, 2, & 3Q's 2018-Submitted	Connecticut	\$12.06	\$24,227.17	\$484.55	\$0.00	\$0.00	\$0.00	\$0.00	\$0.00	\$0.00	\$0.00	\$0.00	\$0.00
4Q 2018-Submitted	Connecticut	\$9.29	\$1,397.20	\$27.94	\$0.00	\$0.00	\$0.00	\$0.00	\$10,996.53	\$219.93	\$0.00	\$0.00	\$0.00
4Q 2018-Submitted	Florida	\$473.17	\$30,896.62	\$648.31	\$4,349.29	\$86.98	\$0.00	\$0.00	\$0.00	\$0.00	\$0.00	\$0.00	\$0.00
4Q 2018-Submitted	Florida	\$24.94	\$55,363.81	\$1,107.28	\$0.00	\$0.00	\$0.00	\$0.00	\$36,019.29	\$720.39	\$0.00	\$0.00	\$0.00
1, 2, & 3Q's 2018-Submitted	Illinois	\$0.00	\$0.00	\$0.00	\$0.00	\$0.00	\$0.00	\$0.00	\$0.00	\$0.00	\$0.00	\$0.00	\$0.00
4Q 2018-Submitted	Illinois	\$0.00	\$0.00	\$0.00	\$0.00	\$0.00	\$0.00	\$0.00	\$0.00	\$0.00	\$0.00	\$0.00	\$0.00
1, 2, & 3Q's 2018-Submitted	Indiana	\$512.88	\$0.00	\$0.00	\$425,083.73	\$9,310.90	\$0.00	\$0.00	\$0.00	\$0.00	\$0.00	\$0.00	\$0.00
4Q 2018-Submitted	Indiana	\$17.81	\$0.00	\$0.00	\$20,469.23	\$409.38	\$0.00	\$0.00	\$0.00	\$0.00	\$0.00	\$0.00	\$0.00
1, 2, & 3Q's 2018-Submitted	Iowa	\$671.38	\$3,822.24	\$79.65	\$562,682.13	\$11,253.64	\$0.00	\$0.00	\$0.00	\$0.00	\$0.00	\$0.00	\$0.00
4Q 2018-Submitted	Iowa	\$45.19	\$0.00	\$0.00	\$55,989.75	\$1,119.80	\$0.00	\$0.00	\$0.00	\$0.00	\$0.00	\$0.00	\$0.00
1, 2, & 3Q's 2018-Submitted	Kansas	\$994.20	\$40,612.73	\$812.23	\$37,021.25	\$764.17	\$26,308.80	\$526.18	\$0.00	\$0.00	\$0.00	\$0.00	\$0.00
4Q 2018-Submitted	Kansas	\$747.83	\$7,422.26	\$148.45	\$164.52	\$3.29	\$0.00	\$0.00	\$0.00	\$0.00	\$338.17	\$6.76	\$0.00
1, 2, & 3Q's 2018-Submitted	Kentucky	\$441.70	\$70,409.50	\$1,408.19	\$0.00	\$0.00	\$0.00	\$0.00	\$0.00	\$0.00	\$476.50	\$9.53	\$0.00
4Q 2018-Submitted	Kentucky	\$110.33	\$60,487.39	\$1,209.75	\$313,185.39	\$6,263.71	\$0.00	\$0.00	\$0.00	\$0.00	\$0.00	\$0.00	\$0.00
1, 2, & 3Q's 2018-Submitted	Massachusetts	\$0.00	\$0.00	\$0.00	\$0.00	\$0.00	\$0.00	\$0.00	\$0.00	\$0.00	\$0.00	\$0.00	\$0.00
4Q 2018-Submitted	Massachusetts	\$2.29	\$0.00	\$0.00	\$0.00	\$0.00	\$0.00	\$0.00	\$0.00	\$0.00	\$0.00	\$0.00	\$0.00
1, 2, & 3Q's 2018-Submitted	Michigan	\$2,889.58	\$11,018.06	\$220.35	\$63,140.09	\$1,468.91	\$0.00	\$0.00	\$0.00	\$0.00	\$0.00	\$0.00	\$0.00
4Q 2018-Submitted	Michigan	\$387.44	\$5,002.82	\$100.05	\$3,690.00	\$0.00	\$0.00	\$0.00	\$26,287.17	\$525.74	\$0.00	\$0.00	\$0.00
1, 2, & 3Q's 2018-Submitted	Minnesota	\$2,136.64	\$14,955.01	\$301.73	\$573,323.95	\$11,466.50	\$0.00	\$0.00	\$179.94	\$3.60	\$0.00	\$0.00	\$0.00
4Q 2018-Submitted	Minnesota	\$267.03	\$7,520.53	\$177.38	\$103,255.76	\$2,065.10	\$0.00	\$0.00	\$6,205.00	\$124.10	\$0.00	\$0.00	\$0.00
1, 2, & 3Q's 2018-Submitted	Missouri	\$32.81	\$4,493.22	\$89.86	\$0.00	\$0.00	\$95,716.50	\$1,914.33	\$0.00	\$0.00	\$0.00	\$0.00	\$0.00
4Q 2018-Submitted	Missouri	\$1.16	\$0.00	\$0.00	\$129,193.31	\$2,583.87	\$0.00	\$0.00	\$0.00	\$0.00	\$0.00	\$0.00	\$0.00
1, 2, & 3Q's 2018-Submitted	Montana	\$0.00	\$0.00	\$0.00	\$33,365.57	\$667.31	\$0.00	\$0.00	\$0.00	\$0.00	\$0.00	\$0.00	\$0.00
4Q 2018-Submitted	Montana	\$0.00	\$9,890.20	\$197.80	\$61,472.08	\$1,229.44	\$0.00	\$0.00	\$0.00	\$0.00	\$0.00	\$0.00	\$0.00
1, 2, & 3Q's 2018-Submitted	Nebraska	\$888.48	\$64,901.98	\$1,298.05	\$210,562.47	\$4,211.25	\$0.00	\$0.00	\$0.00	\$0.00	\$0.00	\$0.00	\$0.00
4Q 2018-Submitted	Nebraska	\$58.91	\$2,631.18	\$52.62	\$15,431.74	\$308.63	\$0.00	\$0.00	\$0.00	\$0.00	\$142.80	\$2.98	\$0.00
1, 2, & 3Q's 2018-Submitted	New Jersey	\$0.00	\$3,013.20	\$60.26	\$0.00	\$0.00	\$0.00	\$0.00	\$0.00	\$0.00	\$0.00	\$0.00	\$0.00
4Q 2018-Submitted	New Jersey	\$0.00	\$22,361.42	\$447.23	\$0.00	\$0.00	\$0.00	\$0.00	\$0.00	\$0.00	\$0.00	\$0.00	\$0.00

AEPA Member Sales & Fees 2018
Report March 18, 2019 (2018 Report)

Response Status	State	2018 Sales & Fees								Expired Bids / Bid #014, Bid #015 & Bid #016				
		Midwest Technology Sales	Midwest Technology Fees Rcvd	Partac Peat Corp Sales	Partac Peat Corp Fees Rcvd	School Health Corp Sales	School Health Corp Fees Rcvd	School Specialty - Athletic Equipment & Supplies Sales	School Specialty - Athletic Equipment & Supplies, Fees Rcvd	Bid #014 Interior Systems Inc. Sales	Bid #014 Interior Systems Inc. Administrative Fees Received	Bid #015 School Specialty - Industrial Supply Sales	Bid #016 School Specialty - Industrial Supply Administrative Fees Received	
1, 2, & 3Q's 2018-Submitted	California	\$0.00	\$0.00	\$720.98	\$14.42	\$0.00	\$0.00	\$0.00	\$0.00	\$0.00	\$0.00	\$0.00	\$0.00	\$0.00
4Q 2018-Submitted	California	\$0.00	\$0.00	\$0.00	\$0.00	\$0.00	\$0.00	\$0.00	\$0.00	\$0.00	\$0.00	\$0.00	\$0.00	\$0.00
1, 2, & 3Q's 2018-Submitted	Colorado	\$0.00	\$0.00	\$1,009.63	\$20.19	\$0.00	\$0.00	\$14,579.82	\$120.57	\$0.00	\$0.00	\$3,619.58	\$72.39	
4Q 2018-Submitted	Colorado	\$0.00	\$0.00	\$1,009.63	\$213.95	\$0.00	\$0.00	\$6,236.92	\$295.76	\$0.00	\$0.00	\$0.00	\$0.00	
1, 2, & 3Q's 2018-Submitted	Connecticut	\$53,850.70	\$1,077.03	\$89,942.96	\$1,573.74	\$0.00	\$0.00	\$0.00	\$0.00	\$0.00	\$0.00	\$0.00	\$0.00	\$0.00
4Q 2018-Submitted	Connecticut	\$1,287.02	\$25.73	\$97,778.52	\$1,955.77	\$0.00	\$0.00	\$0.00	\$0.00	\$0.00	\$0.00	\$0.00	\$0.00	\$0.00
4Q 2018-Submitted	Florida	\$0.00	\$0.00	\$3,445.68	\$69.11	\$0.00	\$0.00	\$5,435.54	\$108.71	\$0.00	\$0.00	\$0.00	\$0.00	\$0.00
4Q 2018-Submitted	Florida	\$0.00	\$0.00	\$8,552.27	\$171.05	\$0.00	\$0.00	\$0.00	\$0.00	\$0.00	\$0.00	\$0.00	\$0.00	\$0.00
1, 2, & 3Q's 2018-Submitted	Illinois	\$0.00	\$0.00	\$0.00	\$0.00	\$0.00	\$0.00	\$0.00	\$0.00	\$0.00	\$0.00	\$0.00	\$0.00	\$0.00
4Q 2018-Submitted	Illinois	\$0.00	\$0.00	\$0.00	\$0.00	\$0.00	\$0.00	\$0.00	\$0.00	\$0.00	\$0.00	\$0.00	\$0.00	\$0.00
1, 2, & 3Q's 2018-Submitted	Indiana	\$8,674.46	\$190.83	\$0.00	\$0.00	\$0.00	\$0.00	\$12,743.69	\$5,489.00	\$0.00	\$0.00	\$0.00	\$0.00	\$0.00
4Q 2018-Submitted	Indiana	\$4,906.46	\$107.90	\$0.00	\$0.00	\$0.00	\$0.00	\$5,210.94	\$104.22	\$0.00	\$0.00	\$0.00	\$0.00	\$0.00
1, 2, & 3Q's 2018-Submitted	Iowa	\$3,419.04	\$68.38	\$0.00	\$0.00	\$0.00	\$0.00	\$67,391.70	\$1,347.83	\$0.00	\$0.00	\$0.00	\$0.00	\$0.00
4Q 2018-Submitted	Iowa	\$5,726.61	\$114.52	\$515.40	\$10.31	\$0.00	\$0.00	\$10,462.91	\$209.26	\$0.00	\$0.00	\$0.00	\$0.00	\$0.00
1, 2, & 3Q's 2018-Submitted	Kansas	\$13,235.62	\$264.76	\$89.71	\$1.77	\$0.00	\$0.00	\$48.19	\$0.96	\$0.00	\$0.00	\$0.00	\$0.00	\$0.00
4Q 2018-Submitted	Kansas	\$0.00	\$0.00	\$294.50	\$5.89	\$0.00	\$0.00	\$0.00	\$0.00	\$0.00	\$0.00	\$0.00	\$0.00	\$0.00
1, 2, & 3Q's 2018-Submitted	Kentucky	\$4,065.50	\$81.31	\$1,455.50	\$29.11	\$0.00	\$0.00	\$0.00	\$0.00	\$0.00	\$0.00	\$0.00	\$0.00	\$0.00
4Q 2018-Submitted	Kentucky	\$406.48	\$8.14	\$0.00	\$0.00	\$0.00	\$0.00	\$519.18	\$10.38	\$0.00	\$0.00	\$0.00	\$0.00	\$0.00
1, 2, & 3Q's 2018-Submitted	Massachusetts	\$0.00	\$0.00	\$21,294.55	\$305.22	\$0.00	\$0.00	\$0.00	\$0.00	\$0.00	\$0.00	\$0.00	\$0.00	\$0.00
4Q 2018-Submitted	Massachusetts	\$0.00	\$0.00	\$10,641.78	\$212.84	\$0.00	\$0.00	\$0.00	\$0.00	\$0.00	\$0.00	\$0.00	\$0.00	\$0.00
1, 2, & 3Q's 2018-Submitted	Michigan	\$2,510.00	\$50.20	\$329.51	\$6.59	\$5,331.89	\$71.92	\$0.00	\$0.00	\$0.00	\$0.00	\$0.00	\$0.00	\$0.00
4Q 2018-Submitted	Michigan	\$0.00	\$0.00	\$0.00	\$0.00	\$40,447.83	\$843.67	\$0.00	\$0.00	\$0.00	\$0.00	\$0.00	\$0.00	\$0.00
1, 2, & 3Q's 2018-Submitted	Minnesota	\$18,318.10	\$366.40	\$0.00	\$0.00	\$11,847.41	\$236.95	\$39,956.78	\$799.10	\$0.00	\$0.00	\$0.00	\$0.00	\$0.00
4Q 2018-Submitted	Minnesota	\$2,057.00	\$41.14	\$1,766.25	\$35.33	\$6,436.59	\$128.73	\$5,729.31	\$114.59	\$0.00	\$0.00	\$0.00	\$0.00	\$0.00
1, 2, & 3Q's 2018-Submitted	Missouri	\$3,229.00	\$64.58	\$5,957.50	\$119.15	\$0.00	\$0.00	\$0.00	\$0.00	\$0.00	\$0.00	\$0.00	\$0.00	\$0.00
4Q 2018-Submitted	Missouri	\$0.00	\$0.00	\$0.00	\$0.00	\$0.00	\$0.00	\$20,234.32	\$404.69	\$0.00	\$0.00	\$0.00	\$0.00	\$0.00
1, 2, & 3Q's 2018-Submitted	Montana	\$0.00	\$0.00	\$0.00	\$0.00	\$0.00	\$0.00	\$12,448.19	\$248.97	\$0.00	\$0.00	\$0.00	\$0.00	\$0.00
4Q 2018-Submitted	Montana	\$213.30	\$4.27	\$0.00	\$0.00	\$0.00	\$0.00	\$9,291.34	\$185.83	\$0.00	\$0.00	\$0.00	\$0.00	\$0.00
1, 2, & 3Q's 2018-Submitted	Nebraska	\$11,251.89	\$238.28	\$275.00	\$5.50	\$0.00	\$0.00	\$64,107.49	\$1,282.15	\$0.00	\$0.00	\$0.00	\$0.00	\$0.00
4Q 2018-Submitted	Nebraska	\$2,582.46	\$51.64	\$677.60	\$13.55	\$0.00	\$0.00	\$3,841.47	\$76.84	\$0.00	\$0.00	\$0.00	\$0.00	\$0.00
1, 2, & 3Q's 2018-Submitted	New Jersey	\$54,270.20	\$1,085.40	\$0.00	\$0.00	\$0.00	\$0.00	\$0.00	\$0.00	\$0.00	\$0.00	\$0.00	\$0.00	\$0.00
4Q 2018-Submitted	New Jersey	\$0.00	\$0.00	\$0.00	\$0.00	\$0.00	\$0.00	\$0.00	\$0.00	\$0.00	\$0.00	\$0.00	\$0.00	\$0.00

<u>Response Status</u>	<u>State</u>	Midwest Technology Sales	Midwest Technology Fees Rcvd	Partac Peat Corp Sales	Partac Peat Corp Fees Rcvd	School Health Corp Sales	School Health Corp Fees Rcvd	School Specialty - Athletic Equipment & Supplies Sales	School Specialty - Athletic Equipment & Supplies, Fees Rcvd	<u>Bid #014</u> Interior Systems Inc. Sales	<u>Bid #014</u> Interior Systems Inc. Administrative Fees Received	<u>Bid #014</u> School Specialty - Industrial Supply Sales	<u>Bid #014</u> School Specialty - Industrial Supply Administrative Fees Received
1, 2, & 3Q's 2018-Submitted	New Mexico	\$9,230.00	\$185.00	\$0.00	\$0.00	\$93,280.00	\$1,866.00	\$0.00	\$0.00	\$0.00	\$0.00	\$0.00	\$0.00
4Q 2018-Submitted	New Mexico	\$0.00	\$0.00	\$278.23	\$5.56	\$60,294.34	\$1,205.89	\$0.00	\$0.00				
1, 2, & 3Q's 2018-Submitted	North Dakota	\$9,002.73	\$180.00	\$1,055.00	\$21.10	\$0.00	\$0.00	\$33,910.15	\$678.21	\$0.00	\$0.00	\$0.00	\$0.00
4Q 2018-Submitted	North Dakota	\$161.01	\$3.22	\$0.00	\$0.00	\$0.00	\$0.00	\$3,466.12	\$69.32				
1, 2, & 3Q's 2018-Submitted	Ohio	\$7,723.89	\$146.82	\$140.00	\$2.80	\$0.00	\$0.00	\$150,259.22	\$3,005.19	\$0.00	\$0.00	\$946.68	\$18.93
4Q 2018-Submitted	Ohio	\$515.34	\$10.31	\$2,619.60	\$52.39	\$0.00	\$0.00	\$31,167.53	\$623.35				
1, 2, & 3Q's 2018-Submitted	Oregon	\$0.00	\$0.00	\$0.00	\$0.00	\$0.00	\$0.00	\$0.00	\$0.00	\$0.00	\$0.00	\$0.00	\$0.00
4Q 2018-Submitted	Oregon	\$0.00	\$0.00	\$0.00	\$0.00	\$0.00	\$0.00	\$0.00	\$0.00				
1, 2, & 3Q's 2018-Submitted	Pennsylvania	\$8,996.57	\$179.94	\$31,929.62	\$638.62	\$0.00	\$0.00	\$53,871.93	\$1,077.47	\$0.00	\$0.00	\$0.00	\$0.00
4Q 2018-Submitted	Pennsylvania	\$6,523.57	\$139.47	\$11,075.00	\$221.50	\$0.00	\$0.00	\$16,582.31	\$331.65				
1, 2, & 3Q's 2018-Submitted	Texas	\$207.00	\$4.14	\$5,820.50	\$116.41	\$0.00	\$0.00	\$0.00	\$0.00	\$0.00	\$0.00	\$0.00	\$0.00
4Q 2018-Submitted	Texas	\$56,876.00	\$1,137.00	\$0.00	\$0.00	\$0.00	\$0.00	\$0.00	\$0.00				
1, 2, & 3Q's 2018-Submitted	Virginia	\$0.00	\$0.00	\$0.00	\$0.00	\$0.00	\$0.00	\$18,931.23	\$378.62	\$0.00	\$0.00	\$0.00	\$0.00
4Q 2018-Submitted	Virginia	\$0.00	\$0.00	\$3,415.07	\$68.30	\$0.00	\$0.00	\$1,090.84	\$21.82				
1, 2, & 3Q's 2018-Submitted	Washington	\$66,959.50	\$1,339.19	\$0.00	\$0.00	\$0.00	\$0.00	\$0.00	\$0.00	\$0.00	\$0.00	\$0.00	\$0.00
4Q 2018-Submitted	Washington	\$0.00	\$0.00	\$0.00	\$0.00	\$0.00	\$0.00	\$0.00	\$0.00				
1, 2, & 3Q's 2018-Submitted	West Virginia	\$0.00	\$0.00	\$3,291.04	\$65.82	\$0.00	\$0.00	\$18,595.05	\$371.90	\$0.00	\$0.00	\$0.00	\$0.00
4Q 2018-Submitted	West Virginia	\$0.00	\$0.00	\$3,560.00	\$71.20	\$0.00	\$0.00	\$10,015.92	\$200.32				
1, 2, & 3Q's 2018-Submitted	Wisconsin	\$42,989.00	\$859.96	\$0.00	\$0.00	\$0.00	\$0.00	\$0.00	\$0.00	\$0.00	\$0.00	\$0.00	\$0.00
4Q 2018-Submitted	Wisconsin	\$17,192.38	\$304.99	\$0.00	\$0.00	\$0.00	\$0.00	\$1,423.44	\$28.47				
1, 2, & 3Q's 2018-Submitted	Wyoming	\$0.00	\$0.00	\$284.63	\$5.69	\$0.00	\$0.00	\$2,721.02	\$54.42	\$0.00	\$0.00	\$0.00	\$0.00
4Q 2018-Submitted	Wyoming	\$0.00	\$0.00	\$0.00	\$0.00	\$0.00	\$0.00	\$527.15	\$10.54				
<u>Response Status</u>	<u>State</u>	Midwest Technology Sales	Midwest Technology Fees Rcvd	Partac Peat Corp Sales	Partac Peat Corp Fees Rcvd	School Health Corp Sales	School Health Corp Fees Rcvd	School Specialty - Athletic Equipment & Supplies Sales	School Specialty - Athletic Equipment & Supplies, Fees Rcvd	<u>Bid #014</u> Interior Systems Inc. Sales	<u>Bid #014</u> Interior Systems Inc. Administrative Fees Received	<u>Bid #014</u> School Specialty - Industrial Supply Sales	<u>Bid #014</u> School Specialty - Industrial Supply Administrative Fees Received
Total 2018 Sales		\$416,380.83		\$309,225.66		\$217,638.06		\$620,799.70		\$0.00		\$4,566.26	
Total 2018 Admin Fees			\$8,330.55		\$6,032.88		\$4,353.16		\$17,650.14		\$0.00		\$91.32
Totals By Bids		Expired Bids / Bid #014, Bid #015 & Bid #016											
Total 2018 Sales		\$3,057,470.03											
Total 2018 Admin Fees		\$61,149.63											

AEPA Member Sales & Fees 2018
Report March 18, 2019 (2018 Report)

Response Status

State

Bid #014 Bid #014 Bid #015 Bid #015 Bid #015 Bid #015 Bid #015 Bid #015 Bid #015 Bid #016 Bid #016 Bid #016 Bid #016
 Troxell Sales Troxell CITI, Sales CITI, Fees Rcvd Independent Independent Nilfisk Advance, Nilfisk Advance, TeachingBooks. TeachingBooks. TLC Library TLC Library
 Administrative Stationers dba Stationers dba Inc Sales Inc Fees Rcvd net, Sales net Fees Rcvd Corporation, Corporation,
 Fees Received EPIC, Sales EPIC, Fees Rcvd Sales Admin Fees

1, 2, & 3Q's 2018-Submitted 4Q 2018-Submitted	California California	\$0.00	\$0.00	\$0.00	\$0.00	\$0.00	\$0.00	\$0.00	\$0.00	\$0.00	\$0.00	\$0.00	\$0.00
1, 2, & 3Q's 2018-Submitted 4Q 2018-Submitted	Colorado Colorado	\$0.00	\$0.00	\$0.00	\$0.00	\$0.00	\$0.00	\$0.00	\$0.00	\$0.00	\$0.00	\$0.00	\$0.00
1, 2, & 3Q's 2018-Submitted 4Q 2018-Submitted	Connecticut Connecticut	\$0.00	\$0.00	\$0.00	\$0.00	\$0.00	\$0.00	\$0.00	\$0.00	\$0.00	\$0.00	\$0.00	\$0.00
4Q 2018-Submitted 4Q 2018-Submitted	Florida Florida	\$0.00	\$0.00	\$0.00	\$0.00	\$0.00	\$0.00	\$0.00	\$0.00	\$0.00	\$0.00	\$0.00	\$0.00
1, 2, & 3Q's 2018-Submitted 4Q 2018-Submitted	Illinois Illinois	\$0.00	\$0.00	\$0.00	\$0.00	\$0.00	\$0.00	\$0.00	\$0.00	\$0.00	\$0.00	\$0.00	\$0.00
1, 2, & 3Q's 2018-Submitted 4Q 2018-Submitted	Indiana Indiana	\$0.00	\$0.00	\$0.00	\$0.00	\$0.00	\$0.00	\$0.00	\$0.00	\$0.00	\$0.00	\$0.00	\$0.00
1, 2, & 3Q's 2018-Submitted 4Q 2018-Submitted	Iowa Iowa	\$0.00	\$0.00	\$0.00	\$0.00	\$0.00	\$0.00	\$0.00	\$0.00	\$0.00	\$0.00	\$0.00	\$0.00
1, 2, & 3Q's 2018-Submitted 4Q 2018-Submitted	Kansas Kansas	\$0.00	\$0.00	\$0.00	\$0.00	\$0.00	\$0.00	\$0.00	\$0.00	\$0.00	\$0.00	\$0.00	\$0.00
1, 2, & 3Q's 2018-Submitted 4Q 2018-Submitted	Kentucky Kentucky	\$0.00 \$0.00	\$0.00 \$0.00	\$0.00 \$0.00	\$0.00 \$0.00	\$11,025.00 \$0.00	\$220.50 \$0.00	\$0.00 \$0.00	\$0.00 \$0.00	\$0.00 \$0.00	\$0.00 \$0.00	\$0.00 \$0.00	\$0.00 \$0.00
1, 2, & 3Q's 2018-Submitted 4Q 2018-Submitted	Massachusetts Massachusetts	\$0.00	\$0.00	\$0.00	\$0.00	\$0.00	\$0.00	\$0.00	\$0.00	\$0.00	\$0.00	\$0.00	\$0.00
1, 2, & 3Q's 2018-Submitted 4Q 2018-Submitted	Michigan Michigan	\$0.00	\$0.00	\$0.00	\$0.00	\$0.00	\$0.00	\$4,063.22	\$81.27	\$0.00	\$0.00	\$0.00	\$0.00
1, 2, & 3Q's 2018-Submitted 4Q 2018-Submitted	Minnesota Minnesota	\$0.00	\$0.00	\$0.00	\$0.00	\$0.00	\$0.00	\$0.00	\$0.00	\$0.00	\$0.00	\$0.00	\$0.00
1, 2, & 3Q's 2018-Submitted 4Q 2018-Submitted	Missouri Missouri	\$0.00	\$0.00	\$0.00	\$0.00	\$0.00	\$0.00	\$0.00	\$0.00	\$0.00	\$0.00	\$0.00	\$0.00
1, 2, & 3Q's 2018-Submitted 4Q 2018-Submitted	Montana Montana	\$0.00	\$0.00	\$0.00	\$0.00	\$0.00	\$0.00	\$0.00	\$0.00	\$0.00	\$0.00	\$0.00	\$0.00
1, 2, & 3Q's 2018-Submitted 4Q 2018-Submitted	Nebraska Nebraska	\$0.00	\$0.00	\$0.00	\$0.00	\$27.20	\$0.54	\$0.00	\$0.00	\$0.00	\$0.00	\$0.00	\$0.00
1, 2, & 3Q's 2018-Submitted 4Q 2018-Submitted	New Jersey New Jersey	\$0.00	\$0.00	\$0.00	\$0.00	\$0.00	\$0.00	\$0.00	\$0.00	\$0.00	\$0.00	\$0.00	\$0.00

<u>Response Status</u>	<u>State</u>	<u>Bid #014</u> Troxell Sales	<u>Bid #014</u> Troxell Administrative Fees Received	<u>Bid #015</u> CITI, Sales	<u>Bid #015</u> CITI, Fees Rcvd	<u>Bid #015</u> Independent Stationers dba EPIC, Sales	<u>Bid #015</u> Independent Stationers dba EPIC, Fees Rcvd	<u>Bid #015</u> Nilfisk Advance, Inc Sales	<u>Bid #015</u> Nilfisk Advance, Inc Fees Rcvd	<u>Bid #016</u> TeachingBooks. net, Sales	<u>Bid #016</u> TeachingBooks. net Fees Rcvd	<u>Bid #016</u> TLC Library Corporation, Sales	<u>Bid #016</u> TLC Library Corporation, Admin Fees
1, 2, & 3Q's 2018-Submitted 4Q 2018-Submitted	New Mexico New Mexico	\$0.00	\$0.00	\$0.00	\$0.00	\$0.00	\$0.00	\$0.00	\$0.00	\$0.00	\$0.00	\$0.00	\$0.00
1, 2, & 3Q's 2018-Submitted 4Q 2018-Submitted	North Dakota North Dakota	\$0.00	\$0.00	\$0.00	\$0.00	\$0.00	\$0.00	\$0.00	\$0.00	\$0.00	\$0.00	\$0.00	\$0.00
1, 2, & 3Q's 2018-Submitted 4Q 2018-Submitted	Ohio Ohio	\$0.00	\$0.00	\$0.00	\$0.00	\$0.00	\$0.00	\$0.00	\$0.00	\$0.00	\$0.00	\$0.00	\$0.00
1, 2, & 3Q's 2018-Submitted 4Q 2018-Submitted	Oregon Oregon	\$43,688.35	\$873.77	\$0.00	\$0.00	\$0.00	\$0.00	\$0.00	\$0.00	\$0.00	\$0.00	\$0.00	\$0.00
1, 2, & 3Q's 2018-Submitted 4Q 2018-Submitted	Pennsylvania Pennsylvania	\$0.00	\$0.00	\$0.00	\$0.00	\$0.00	\$0.00	\$0.00	\$0.00	\$0.00	\$0.00	\$0.00	\$0.00
1, 2, & 3Q's 2018-Submitted 4Q 2018-Submitted	Texas Texas	\$0.00	\$0.00	\$0.00	\$0.00	\$0.00	\$0.00	\$0.00	\$0.00	\$0.00	\$0.00	\$0.00	\$0.00
1, 2, & 3Q's 2018-Submitted 4Q 2018-Submitted	Virginia Virginia	\$0.00	\$0.00	\$0.00	\$0.00	\$0.00	\$0.00	\$0.00	\$0.00	\$0.00	\$0.00	\$0.00	\$0.00
1, 2, & 3Q's 2018-Submitted 4Q 2018-Submitted	Washington Washington	\$0.00	\$0.00	\$0.00	\$0.00	\$0.00	\$0.00	\$0.00	\$0.00	\$0.00	\$0.00	\$0.00	\$0.00
1, 2, & 3Q's 2018-Submitted 4Q 2018-Submitted	West Virginia West Virginia	\$0.00	\$0.00	\$0.00	\$0.00	\$0.00	\$0.00	\$0.00	\$0.00	\$0.00	\$0.00	\$0.00	\$0.00
1, 2, & 3Q's 2018-Submitted 4Q 2018-Submitted	Wisconsin Wisconsin	\$0.00	\$0.00	\$0.00	\$0.00	\$0.00	\$0.00	\$0.00	\$0.00	\$0.00	\$0.00	\$0.00	\$0.00
1, 2, & 3Q's 2018-Submitted 4Q 2018-Submitted	Wyoming Wyoming	\$0.00	\$0.00	\$0.00	\$0.00	\$0.00	\$0.00	\$0.00	\$0.00	\$0.00	\$0.00	\$0.00	\$0.00
		<u>Bid #014</u> Troxell Sales	<u>Bid #014</u> Troxell Administrative Fees Received	<u>Bid #015</u> CITI, Sales	<u>Bid #015</u> CITI, Fees Rcvd	<u>Bid #015</u> Independent Stationers dba EPIC, Sales	<u>Bid #015</u> Independent Stationers dba EPIC, Fees Rcvd	<u>Bid #015</u> Nilfisk Advance, Inc Sales	<u>Bid #015</u> Nilfisk Advance, Inc Fees Rcvd	<u>Bid #016</u> TeachingBooks. net, Sales	<u>Bid #016</u> TeachingBooks. net Fees Rcvd	<u>Bid #016</u> TLC Library Corporation, Sales	<u>Bid #016</u> TLC Library Corporation, Admin Fees
Total 2018 Sales		\$43,688.35		\$0.00		\$11,052.20		\$4,063.22		\$0.00		\$0.00	
Total 2018 Admin Fees			\$873.77		\$0.00		\$221.04		\$81.27		\$0.00		\$0.00
Totals By Bids													
Total 2018 Sales													
Total 2018 Admin Fees													

AEPA Member Sales & Fees 2018
Report March 18, 2019 (2018 Report)

<u>Response Status</u>	<u>State</u>	<u>Bid #016</u> UBU, Sales	<u>Bid #016</u> UBU, Admin Fees	<u>2018 Total Sales</u>	<u>2018 Total Admin Fees</u>	<u>2018 Total Sales</u>	<u>2018 Total Admin Fees</u>
1, 2, & 3Q's 2018-Submitted 4Q 2018-Submitted	California California	\$0.00	\$0.00	\$75,304,740.59 \$17,673,421.16	\$1,295,063.14 \$353,494.36	\$92,978,161.75	\$1,648,557.50
1, 2, & 3Q's 2018-Submitted 4Q 2018-Submitted	Colorado Colorado	\$0.00	\$0.00	\$9,581,423.85 \$3,487,331.38	\$165,332.30 \$131,380.85	\$13,068,755.23	\$296,713.15
1, 2, & 3Q's 2018-Submitted 4Q 2018-Submitted	Connecticut Connecticut	\$0.00	\$0.00	\$8,459,471.59 \$2,078,828.00	\$156,288.32 \$38,690.86	\$10,538,299.59	\$194,979.18
4Q 2018-Submitted 4Q 2018-Submitted	Florida Florida	\$0.00	\$0.00	\$4,685,795.62 \$1,031,966.83	\$90,964.93 \$19,632.33	\$5,717,762.45	\$110,597.26
1, 2, & 3Q's 2018-Submitted 4Q 2018-Submitted	Illinois Illinois	\$0.00	\$0.00	\$0.00 \$0.00	\$0.00 \$0.00	\$0.00	\$0.00
1, 2, & 3Q's 2018-Submitted 4Q 2018-Submitted	Indiana Indiana	\$0.00	\$0.00	\$9,064,353.10 \$4,363,210.74	\$192,946.16 \$95,222.20	\$13,427,563.84	\$288,168.36
1, 2, & 3Q's 2018-Submitted 4Q 2018-Submitted	Iowa Iowa	\$0.00	\$0.00	\$7,521,666.64 \$1,112,184.12	\$148,970.36 \$22,152.47	\$8,633,850.76	\$171,122.83
1, 2, & 3Q's 2018-Submitted 4Q 2018-Submitted	Kansas Kansas	\$0.00	\$0.00	\$15,364,100.57 \$10,821,775.15	\$287,713.70 \$153,789.59	\$26,185,875.72	\$441,503.29
1, 2, & 3Q's 2018-Submitted 4Q 2018-Submitted	Kentucky Kentucky	\$0.00 \$0.00	\$0.00 \$0.00	\$9,954,952.50 \$4,859,735.64	\$199,099.05 \$106,364.54	\$14,814,688.14	\$305,463.59
1, 2, & 3Q's 2018-Submitted 4Q 2018-Submitted	Massachusetts Massachusetts	\$0.00	\$0.00	\$2,018,772.07 \$455,887.39	\$40,158.20 \$9,117.77	\$2,474,659.46	\$49,275.97
1, 2, & 3Q's 2018-Submitted 4Q 2018-Submitted	Michigan Michigan	\$0.00	\$0.00	\$1,606,273.08 \$406,655.37	\$32,102.54 \$8,079.87	\$2,012,928.45	\$40,182.41
1, 2, & 3Q's 2018-Submitted 4Q 2018-Submitted	Minnesota Minnesota	\$0.00	\$0.00	\$11,068,370.73 \$1,840,724.91	\$212,758.70 \$36,728.49	\$12,909,095.64	\$249,487.19
1, 2, & 3Q's 2018-Submitted 4Q 2018-Submitted	Missouri Missouri	\$0.00	\$0.00	\$14,875,428.38 \$5,821,786.01	\$297,508.57 \$118,454.14	\$20,697,214.39	\$415,962.71
1, 2, & 3Q's 2018-Submitted 4Q 2018-Submitted	Montana Montana	\$0.00	\$0.00	\$2,246,074.20 \$2,541,187.20	\$43,328.29 \$46,380.11	\$4,787,261.40	\$89,708.40
1, 2, & 3Q's 2018-Submitted 4Q 2018-Submitted	Nebraska Nebraska	\$0.00	\$0.00	\$2,483,766.29 \$387,583.65	\$50,053.22 \$6,898.95	\$2,871,349.94	\$56,952.17
1, 2, & 3Q's 2018-Submitted 4Q 2018-Submitted	New Jersey New Jersey	\$0.00	\$0.00	\$7,739,551.36 \$6,199,332.77	\$162,089.71 \$132,062.54	\$13,938,884.13	\$294,152.25

<u>Response Status</u>	<u>State</u>	<u>Bid #016</u> UBU, Sales	<u>Bid #016</u> UBU, Admin Fees	<u>2018 Total Sales</u>	<u>2018 Total Admin Fees</u>	<u>2018 Total Sales</u>	<u>2018 Total Admin Fees</u>
1, 2, & 3Q's 2018-Submitted 4Q 2018-Submitted	New Mexico New Mexico	\$0.00	\$0.00	\$12,087,743.00 \$21,616,370.41	\$241,754.00 \$71,927.40	\$33,704,113.41	\$313,681.40
1, 2, & 3Q's 2018-Submitted 4Q 2018-Submitted	North Dakota North Dakota	\$0.00	\$0.00	\$2,611,030.55 \$280,601.46	\$49,207.86 \$5,413.19	\$2,891,632.01	\$54,621.05
1, 2, & 3Q's 2018-Submitted 4Q 2018-Submitted	Ohio Ohio	\$2,994,100.00	\$59,882.23	\$31,889,576.88 \$5,771,941.60	\$607,227.42 \$113,631.37	\$37,661,518.48	\$720,858.79
1, 2, & 3Q's 2018-Submitted 4Q 2018-Submitted	Oregon Oregon	\$0.00	\$0.00	\$9,899,728.10 \$5,520,097.62	\$193,893.77 \$108,873.51	\$15,419,825.72	\$302,767.28
1, 2, & 3Q's 2018-Submitted 4Q 2018-Submitted	Pennsylvania Pennsylvania	\$0.00	\$0.00	\$34,500,388.01 \$11,234,475.64	\$679,108.84 \$223,371.29	\$45,734,863.65	\$902,480.13
1, 2, & 3Q's 2018-Submitted 4Q 2018-Submitted	Texas Texas	\$0.00	\$0.00	\$7,977,176.12 \$2,761,554.00	\$115,164.70 \$36,442.00	\$10,738,730.12	\$151,606.70
1, 2, & 3Q's 2018-Submitted 4Q 2018-Submitted	Virginia Virginia	\$0.00	\$0.00	\$13,877,778.99 \$2,888,178.36	\$151,086.18 \$41,293.95	\$16,765,957.35	\$192,380.13
1, 2, & 3Q's 2018-Submitted 4Q 2018-Submitted	Washington Washington	\$0.00	\$0.00	\$39,154,772.94 \$11,981,810.40	\$783,094.51 \$239,636.19	\$51,136,583.34	\$1,022,730.70
1, 2, & 3Q's 2018-Submitted 4Q 2018-Submitted	West Virginia West Virginia	\$0.00	\$0.00	\$7,948,124.30 \$2,963,757.18	\$156,739.17 \$59,165.61	\$10,911,881.48	\$215,904.78
1, 2, & 3Q's 2018-Submitted 4Q 2018-Submitted	Wisconsin Wisconsin	\$0.00	\$0.00	\$4,449,837.25 \$188,390.64	\$79,181.51 \$2,770.04	\$4,638,227.89	\$81,951.55
1, 2, & 3Q's 2018-Submitted 4Q 2018-Submitted	Wyoming Wyoming	\$0.00	\$0.00	\$4,273,982.82 \$299,866.84	\$81,235.43 \$5,778.93	\$4,573,849.66	\$87,014.36
<u>Response Status</u>	<u>State</u>	<u>Bid #016</u> UBU, Sales	<u>Bid #016</u> UBU, Admin Fees	<u>2018 Total Sales</u>	<u>2018 Total Admin Fees</u>	<u>2018 Total Sales</u>	<u>2018 Total Admin Fees</u>
Total 2018 Sales		\$2,994,100.00		\$479,233,534.00		Total 2018 Sales	
Total 2018 Admin Fees			\$59,882.23		\$8,698,823.13	Total 2018 Admin Fees	
Totals By Bids						Totals By Bids	
Total 2018 Sales				\$479,233,534.00		Total 2018 Sales	
Total 2018 Admin Fees				\$8,698,823.13		Total 2018 Admin Fees	

Member Signed 2018 Contracts
Report March 18, 2019 (2018 Report)

Member_Signed_Contracts_2018

<u>Response Status</u>	<u>States</u>	<u>2. Name (First)</u>	<u>2. Name (Last)</u>	AstroTurf	Best Plumbing	BioFit Engineered Products	CDW-G	CEIA	Daktronics	Facility Solutions Group	Field Turf USA - Synthetic Turf	Field Turf USA - Tracks & Courts
2018 Signed Contracts-Not Submitted	California	Racquel	Landolf									
2018 Contract-Submitted	Colorado	John	Tillman	1	1	1	1	1	1	1	1	1
2018 Contract-Submitted	Connecticut	Cara	Hart	1	1	1	1	1	1	1	1	1
2018 Contract-Submitted	Florida	Judy	Hall	1	1	1	1	1	1	1	1	1
2018 Signed Contracts-Not Submitted	Illinois											
2018 Signed Contracts-Not Submitted	Indiana	Pamela A.	Clover									
2018 Contract-Submitted	Iowa	Joni	Puffett	0	1	1	1	1	1	1	1	1
2018 Contract-Submitted	Kansas	Tina	Smith	1	1	1	1	1	1	1	1	1
2018 Contract-Submitted	Kentucky	Ann	Burden	0	0	1	1	1	1	1	1	1
2018 Signed Contracts-Not Submitted	Massachusetts	Joan	Preble									
2018 Contract-Submitted	Michigan	Michelle	Selak	1	1	1	1	1	1	1	1	1
2018 Contract-Submitted	Minnesota	Melissa	Mattson	1	1	1	1	1	1	1	1	0
2018 Contract-Submitted	Missouri	Steve	Griggs	1	1	1	1	1	1	1	1	1
2018 Signed Contracts-Not Submitted	Montana											
2018 Contract-Submitted	Nebraska	Craig	Peterson	1	1	1	1	1	1	1	1	1
2018 Contract-Submitted	New Jersey	Teresa	Gerstacker	0	0	0	0	1	0	0	0	1
2018 Signed Contracts-Not Submitted	New Mexico											
2018 Contract-Submitted	North Dakota	Melissa	Mattson	1	1	1	1	1	1	1	1	0
2018 Contract-Submitted	Ohio	Elmo	Kallner	1	1	1	1	1	1	1	1	1
2018 Contract-Submitted	Oregon	Rob	Naughton	1	0	1	1	0	1	1	1	1
2018 Signed Contracts-Not Submitted	Pennsylvania											
2018 Contract-Submitted	Texas	Andrew	Pickens	1	1	1	1	1	1	1	1	1
2018 Signed Contracts-Not Submitted	Virginia											
2018 Contract-Submitted	Washington	THOMAS	KIM	0	0	1	1	0	1	1	1	1
2018 Signed Contracts-Not Submitted	West Virginia	Tinessa	Williamson									
2018 Contract-Submitted	Wisconsin	Jane	Wray	1	1	1	1	1	1	1	1	1
2018 Contract-Submitted	Wyoming	Nita	Werner	1	1	1	1	1	1	1	0	0
<u>Response Status</u>	<u>States</u>	<u>2. Name (First)</u>	<u>2. Name (Last)</u>	<u>AstroTurf</u>	<u>Best Plumbing</u>	<u>BioFit Engineered Products</u>	<u>CDW-G</u>	<u>CEIA</u>	<u>Daktronics</u>	<u>Facility Solutions Group</u>	<u>Field Turf USA - Synthetic Turf</u>	<u>Field Turf USA - Tracks & Courts</u>
	Totals			14	14	17	17	16	17	17	16	15

Member_Signed_Contracts_2018

<u>States</u>	Hellas Construction, Inc - Synthetic Turf	Hellas Construction, Inc - Tracks & Courts	Konica Minolta	Kranos Corp (DBA Schutt Sports)	Kyocera Mita	Mackin Educational Resources	Midwest Technology Products	MNJ	Motz Group - Synthetic Turf	National Business Furniture	Partac Peat Corporation	Progressive Services INC	Quill - Instructional Supply Catalog	Quill - Office Supplies Catalog
California														
Colorado	1	1	1	1	1	1	1	1	1	1	1	1	1	1
Connecticut	1	1	1	1	1	1	1	1	1	1	1	0	1	1
Florida	1	1	1	1	1	1	1	1	1	1	1	1	1	1
Illinois														
Indiana														
Iowa	0	0	1	1	1	1	1	1	0	1	1	0	1	1
Kansas	1	1	1	1	1	1	1	1	1	1	1	1	1	1
Kentucky	1	1	1	1	1	1	1	1	1	1	1	1	1	1
Massachusetts														
Michigan	1	1	1	1	1	1	1	1	1	1	1	1	1	1
Minnesota	0	1	1	1	1	1	1	1	0	1	1	0	0	0
Missouri	1	1	1	1	1	1	1	1	1	1	1	1	1	1
Montana														
Nebraska	1	1	1	1	1	1	1	1	1	1	1	1	1	1
New Jersey	0	1	1	0	1	0	1	0	0	1	0	0	0	0
New Mexico														
North Dakota	0	1	1	1	1	1	1	1	0	1	1	0	0	0
Ohio	1	1	1	1	1	1	1	1	1	1	1	1	1	1
Oregon	1	1	1	1	1	0	1	1	0	1	1	1	1	1
Pennsylvania														
Texas	1	1	1	1	1	1	1	1	1	1	1	1	1	1
Virginia														
Washington	1	1	1	0	1	0	1	0	0	0	0	1	1	1
West Virginia														
Wisconsin	1	1	1	1	1	1	1	1	1	1	1	0	1	1
Wyoming	1	1	1	1	1	1	1	1	0	1	1	1	1	1
<u>States</u>	<i>Hellas Construction, Inc - Synthetic Turf</i>	<i>Hellas Construction, Inc - Tracks & Courts</i>	<i>Konica Minolta</i>	<i>Kranos Corp (DBA Schutt Sports)</i>	<i>Kyocera Mita</i>	<i>Mackin Educational Resources</i>	<i>Midwest Technology Products</i>	<i>MNJ</i>	<i>Motz Group - Synthetic Turf</i>	<i>National Business Furniture</i>	<i>Partac Peat Corporation</i>	<i>Progressive Services INC</i>	<i>Quill - Instructional Supply Catalog</i>	<i>Quill - Office Supplies Catalog</i>
Totals	14	17	18	16	18	15	18	16	11	17	16	12	15	15

<u>States</u>	Quill - Rest Room, Break Room & Safety Supplies Catalog	School Health	SchoolDude/Du de Solutions	School Specialty - Furniture	School Specialty - Instructional Supply Catalog	School Specialty - Sports Equipment	Shaw Sports Turf - Synthetic Turf	SICO America Inc	Sports Surfaces Distributing - Hardwood & Synthetic Flooring	Techline Sports Lighting	WTI/Tremco	<u># Signed Contracts</u>
California												0
Colorado	1	1	1	1	1	1	1	1	1	1	1	34
Connecticut	1	1	1	0	0	0	1	1	1	1	1	30
Florida	1	1	1	1	1	1	1	1	1	1	1	34
Illinois												0
Indiana												0
Iowa	1	0	1	1	1	1	0	1	0	0	1	25
Kansas	1	1	1	1	1	1	1	1	1	1	1	34
Kentucky	1	0	1	1	1	1	1	1	1	1	1	31
Massachusetts												0
Michigan	1	1	0	1	1	1	1	1	1	1	1	33
Minnesota	0	1	0	1	1	1	1	1	0	1	1	25
Missouri	1	1	1	1	1	1	1	1	1	1	1	34
Montana												0
Nebraska	1	1	1	1	1	1	1	1	1	1	1	34
New Jersey	0	0	0	1	0	0	0	1	0	0	1	10
New Mexico												0
North Dakota	0	1	1	1	1	1	1	1	0	1	1	26
Ohio	1	1	1	1	1	1	1	1	1	1	1	34
Oregon	1	0	1	1	1	1	0	1	1	1	1	28
Pennsylvania												0
Texas	1	0	1	1	1	1	1	1	1	1	1	33
Virginia												0
Washington	1	1	0	1	1	1	1	0	0	0	1	21
West Virginia												0
Wisconsin	1	1	1	1	1	1	1	1	1	1	1	33
Wyoming	1	1	1	1	1	1	0	1	1	1	1	30

<u>States</u>	<i>Quill - Rest Room, Break Room & Safety Supplies Catalog</i>	<i>School Health</i>	<i>SchoolDude/D ude Solutions</i>	<i>School Specialty - Furniture</i>	<i>School Specialty - Instructional Supply Catalog</i>	<i>School Specialty - Sports Equipment</i>	<i>Shaw Sports Turf - Synthetic Turf</i>	<i>SICO America Inc</i>	<i>Sports Surfaces Distributing - Hardwood & Synthetic Flooring</i>	<i>Techline Sports Lighting</i>	<i>WTI/Tremco</i>	<u># Signed Contracts</u>
Totals	15	13	14	17	16	16	14	17	13	15	18	

Member Signed 2018 Contracts w/Reasons

Members_Signed_Contract_Reasons

Report March 18, 2019 (2018 Report)

<u>Response Status</u>	<u>States</u>	<u>2. Name (First)</u>	<u>2. Name (Last)</u>	AstroTurf	Best Plumbing	BioFit Engineered Products	CDW-G	CEIA	Daktronics	Facility Solutions Group	Field Turf USA - Synthetic Turf	Field Turf USA - Tracks & Courts
2018 Signed Contracts-Not Submitted	California	Racquel	Landolf									
2018 Contract-Submitted	Colorado	John	Tillman	Yes	Yes	Yes	Yes	Yes	Yes	Yes	Yes	Yes
2018 Contract-Submitted	Connecticut	Cara	Hart	Yes	Yes	Yes	Yes	Yes	Yes	Yes	Yes	Yes
2018 Contract-Submitted	Florida	Judy	Hall	Yes	Yes	Yes	Yes	Yes	Yes	Yes	Yes	Yes
2018 Signed Contracts-Not Submitted	Illinois											
2018 Signed Contracts-Not Submitted	Indiana	Pamela A.	Clover									
2018 Contract-Submitted	Iowa	Joni	Puffett	No- Other	Yes	Yes	Yes	Yes	Yes	Yes	Yes	Yes
2018 Contract-Submitted	Kansas	Tina	Smith	Yes	Yes	Yes	Yes	Yes	Yes	Yes	Yes	Yes
2018 Contract-Submitted	Kentucky	Ann	Burden	No- Other	No- Other	Yes	Yes	Yes	Yes	Yes	Yes	Yes
2018 Signed Contracts-Not Submitted	Massachusetts	Joan	Preble									
2018 Contract-Submitted	Michigan	Michelle	Selak	Yes	Yes	Yes	Yes	Yes	Yes	Yes	Yes	Yes
2018 Contract-Submitted	Minnesota	Melissa	Mattson	Yes	Yes	Yes	Yes	Yes	Yes	Yes	Yes	No- Other
2018 Contract-Submitted	Missouri	Steve	Griggs	Yes	Yes	Yes	Yes	Yes	Yes	Yes	Yes	Yes
2018 Signed Contracts-Not Submitted	Montana											
2018 Contract-Submitted	Nebraska	Craig	Peterson	Yes	Yes	Yes	Yes	Yes	Yes	Yes	Yes	Yes
2018 Signed Contracts-Not Submitted	New Jersey	Teresa	Gerstacker	No- Other	No- Other	No- Other	No- We have our	Yes	No- Other	No- Other	No- Other	Yes
2018 Signed Contracts-Not Submitted	New Mexico											
2018 Contract-Submitted	North Dakota	Melissa	Mattson	Yes	Yes	Yes	Yes	Yes	Yes	Yes	Yes	No- Other
2018 Contract-Submitted	Ohio	Elmo	Kallner	Yes	Yes	Yes	Yes	Yes	Yes	Yes	Yes	Yes
2018 Contract-Submitted	Oregon	Rob	Naughton	Yes	No- Not an area	Yes	Yes	No- Not an area	Yes	Yes	Yes	Yes
2018 Signed Contracts-Not Submitted	Pennsylvania											
2018 Contract-Submitted	Texas	Andrew	Pickens	Yes	Yes	Yes	Yes	Yes	Yes	Yes	Yes	Yes
2018 Signed Contracts-Not Submitted	Virginia											
2018 Contract-Submitted	Washington	THOMAS	KIM	No- Other	No- Other	Yes	Yes	No- Other	Yes	Yes	Yes	Yes
2018 Signed Contracts-Not Submitted	West Virginia	Tinessa	Williamson									
2018 Contract-Submitted	Wisconsin	Jane	Wray	Yes	Yes	Yes	Yes	Yes	Yes	Yes	Yes	Yes
2018 Contract-Submitted	Wyoming	Nita	Werner	Yes	Yes	Yes	Yes	Yes	Yes	Yes	No- Other	No- Other

Member Signed 2018 Contracts w/Reasons

Members_Signed_Contract_Reasons

Report March 18, 2019 (2018 Report)

<u>Response Status</u>	<u>States</u>	SICO America Inc	Sports Surfaces Distributing - Hardwood & Synthetic Flooring	Techline Sports Lighting	WTI/Tremco
2018 Signed Contracts-Not Submitted	California				
2018 Contract-Submitted	Colorado	Yes	Yes	Yes	Yes
2018 Contract-Submitted	Connecticut	Yes	Yes	Yes	Yes
2018 Contract-Submitted	Florida	Yes	Yes	Yes	Yes
2018 Signed Contracts-Not Submitted	Illinois				
2018 Signed Contracts-Not Submitted	Indiana				
2018 Contract-Submitted	Iowa	Yes	No- Other	No- Other	Yes
2018 Contract-Submitted	Kansas	Yes	Yes	Yes	Yes
2018 Contract-Submitted	Kentucky	Yes	Yes	Yes	Yes
2018 Signed Contracts-Not Submitted	Massachusetts				
2018 Contract-Submitted	Michigan	Yes	Yes	Yes	Yes
2018 Contract-Submitted	Minnesota	Yes	No- Other	Yes	Yes
2018 Contract-Submitted	Missouri	Yes	Yes	Yes	Yes
2018 Signed Contracts-Not Submitted	Montana				
2018 Contract-Submitted	Nebraska	Yes	Yes	Yes	1
2018 Signed Contracts-Not Submitted	New Jersey	Yes	No- We have our	No- Other	Yes
2018 Signed Contracts-Not Submitted	New Mexico				
2018 Contract-Submitted	North Dakota	Yes	No- Other	Yes	Yes
2018 Contract-Submitted	Ohio	Yes	Yes	Yes	1
2018 Contract-Submitted	Oregon	Yes	Yes	Yes	Yes
2018 Signed Contracts-Not Submitted	Pennsylvania				
2018 Contract-Submitted	Texas	Yes	Yes	Yes	1
2018 Signed Contracts-Not Submitted	Virginia				
2018 Contract-Submitted	Washington	No- Other	No- Other	No- Other	Yes
2018 Signed Contracts-Not Submitted	West Virginia				
2018 Contract-Submitted	Wisconsin	Yes	Yes	Yes	Yes
2018 Contract-Submitted	Wyoming	Yes	Yes	Yes	Yes

**EXTENSION TO 2016-2019 SPECIAL BUY AGREEMENT BETWEEN
ESUCC COOPERATIVE PURCHASING AND Harris Computer
Corporation**

This Amendment and Extension is made by and between Nebraska ESUCC Cooperative Purchasing ("Cooperative") and Harris Computer Corporation ("Contractor") to the 2016-2019 Special Buy Agreement ("Agreement") signed by the Cooperative on October 03, 2016, and by the Contractor on October 17, 2016. The Addendum is as follows:

The Terms and Conditions of the Agreement are amended as follows:

No Changes to Terms and Conditions Agreement.

Exhibit "A" is amended to add the following goods or services:

Please remove, from Page 13 EXHIBIT "A", Year1, Year2 and Year3 all references to School Rush.

Please remove from Page 13 EXHIBIT "A", Year1, Year2, and Year3 all references to College Select.

Please add, on page 13 EXHIBIT "A" under the Options Topic:

Year 1	Options not included in the Fixed Price Proposal:			
Year 2	EzSchoolMsg School Messaging	\$3.50	1600	5,600
Year 3	EzSchoolMsg Setup and Training		4	750

Please add, on page 13 "EXHIBIT "A" under the Options Topic:

Year 1	Options not included in the Fixed Price Proposal:			
Year 2	EzSchoolEnroll Parental Demographic Changes	\$2.00	1600	\$3,200
Year 3	EzSchoolEnroll Setup and Training		4	\$750

Exhibit "B" is amended to add the following pricing information:

Please remove from Page 14 EXHIBIT "B", Year1, Year2 and Year3 all references to School Rush.

Please remove from Page 14 EXHIBIT "B", Year1, Year2, and Year3 all references to College Select.

Please add, on page 14 EXHIBIT "B" under the Options Topic:

Year 1	Options not included in the Fixed Price Proposal:			
Year 2	EzSchoolMsg School Messaging	\$3.50	1600	5,600
Year 3	EzSchoolMsg Setup and Training		4	750

Please add, on page 14, EXHIBIT "B" under the Options Topic:

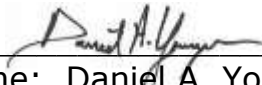
Year 1	Options not included in the Fixed Price Proposal:			
Year 2	EzSchoolEnroll Parental Demographic Changes	\$2.00	1600	\$3,200
Year 3	EzSchoolEnroll Setup and Training		4	\$750

The Agreement permits amendment and modification by a signed, written agreement by both parties that identifies itself as an amendment. The Cooperative has approved an extension and now desires to extend the Agreement for an additional term of thirty-six (36) months until August 1, 2022. Upon the signature of an authorized officer of the Cooperative and the Contractor, the Agreement is hereby extended.

COOPERATIVE

CONTRACTOR

Name: _____
Executive Director
Executed on Date: _____



Name: Daniel A. Youngren
Title: VP of Operations, HES
Executed on Date: 9/6/2019

Coop Directors report to ESUCC Board
submitted by: Craig Peterson
October 2, 2019

1. Annual/Paper Buy

- a. **Definition of the Annual Buy:** This is a line item bid were vendors are awarded by line item. If there is a tie for the bid price then a Nebraska vendor wins over an out of state vendor, otherwise it goes to a coin flip. Bids are sent to registered vendors nation-wide in October. Bid Awards announced in December and January, catalogs with over 4,200 items are published and distributed schools/members in February. The orders are then aggregated by address (all teacher/staff orders for items are aggregated into one line item per address) and sent to vendors in March and April and merchandise is delivered to the Cooperative members during May through July. The product categories offered are as follows: Electronics and Related Supplies, General Supplies, Furniture, Copier Paper, Maintenance-Shop Supplies, Health & Safety Supplies, Athletic Equipment & Supplies, Hot Lunch Equipment & Supplies, Science Equipment & Supplies, and Art Equipment & Supplies.
- b. The 2020 ESUCC-Annual Buy will open for bids on October 8, 2019 at 9:00 a.m. Time has been spent on updating Bid Event Details, Attachments (Terms & Conditions, 2019 shipping locations, 2019 Final Order Quantities, and Section Template), Attributes (Questions to be asked of each vendor) and updating/adding of specifications for line items.
- c. 2020 Annual Buy Timeline
 - i. Public Announcement of RFP - October 8, 2019 9:00 a.m. CST
 - ii. RFP Due Date & Time - December 6, 2019 3:00 p.m. CST (Sections 200, 300, 400, 500, 600, 700, 800, 850, 900)
 - iii. Awards Finalized - January 6, 2020 (Sections 200, 300, 400, 500, 600, 700, 800, 850, 900)
 - iv. RFP Due Date & Time - January 10, 2020 3:00 p.m. CST (100 Electronics Section)
 - v. Awards Finalized - January 21, 2020 (100 Electronics Section)
 - vi. Paper Buy Catalog Opens - February 3, 2020**
 - vii. Paper Buy Order deadline Schools/Members – March 11, 2020**
 - viii. Annual Buy Catalog Opens - February 17, 2020**
 - ix. Paper Orders sent to vendors - March 19, 2020
 - x. First Day for 400 Paper delivery - April 9, 2020
 - xi. Annual Buy Teacher/Staff deadline – April 9, 2020**
 - xii. Annual Buy orders sent to Vendors - April 22, 2020
 - xiii. First Day for Annual Buy delivery - May 22, 2020
 - xiv. Delivery Deadline for 400 Paper - June 9, 2020**
 - xv. Delivery Deadline Annual Buy Items - July 24, 2020**
 - xvi. Overages picked up by Vendors - October 1, 2020

2. Special Buys

- a. **Definition Special Buy:** Contracts are negotiated agreements with exclusive pricing to ESUCC Cooperative Purchasing members. These contracts may range from one to three years. Within the agreement, terms shall be explicitly defined as to both parties' expectations and the scope of the agreement.

b. Setup of Nearpod in Marketplace

- i. Created Nearpod contact in ESUCC Marketplace and sent request for Equal Level to setup punchout to the ESUCC Store. Imported Nearpod product into the ESUCC Store and verified product appears correct with contract. Reviewed with Nearpod representative product in the ESUCC Marketplace before going live with it.

c. Adobe VIP Named User licenses

- i. New Schools coming onboard this last month include Arapahoe, Seward and Ogallala. North Platte is also looking at possibly purchasing.
- ii. Currently we have 16,783 Creative Cloud for Education application licenses purchased and 27,547 licenses of the free Adobe Spark licenses. All users are required to sign in through the Nebraska Cloud Single-Sign-On.
- iii. Savings for each District ranges from \$2,000 to \$12,000 depending on how they would have licensed under a district license, single building or Device license models.

d. Special Buy Contract Considerations

- i. BoardMaker – Request from ESU 6. Contacted BoardMaker via email on 09/05/2019, received a response from their corporate division in the UK and they forwarded my request onto the US division. I had not heard back from anybody by 09/18/2019 so I followed up with another email to the US division contact provided.
- ii. Followed up with SAM Labs on 09/18/2019 about a Special Buy contract and have not received a response.
- iii. Followed up with ReallyGood Stuff about a Special Buy contract and have not received a response.
- iv. With NNNC's Canvas contract expiring in 06/30/2020, NNNC has asked if ESUCC would consider negotiating with Canvas to include pricing for Post-Secondary Ed institutions.
 - 1. NNNC licensing quantities include 11,136 seats for the 2018-19 year and Post-Secondary Ed numbers are unknown.
 - 2. Past issues with ESUCC contract included reconciling invoices, collecting Admin fees, and tracking of orders.

3. AEPA

- a. **Definition of AEPA:** The Association of Educational Purchasing Agencies (AEPA) is a group of Educational Service Agencies/political subdivisions organized through a Memorandum of Understanding between all participating states for the purpose of securing combined volume purchasing contracts based on potential sales by qualifying customers in participating states. Of the many advantages to this unique purchasing group, are the combined human resources representing purchasing/bidding expertise, current and past vendor relationships, past experience and overall vision with regard to the needs of the qualified customers within each represented state. Nebraska is a founding member of AEPA, which started with ten states in 2000 and now has grown to 28 states. AEPA is a voluntary run organization and asks for volunteers from the

membership to complete work in Bid Oversight, Administrative Committees, Marketing, Website management, Reporting and other areas as required.

- b. 2018 AEPA Sales reports
 - i. 34 Signed AEPA Contracts
 - ii. \$2,871,349.94 2018 Total Sales compared to \$2,788,912.01 in 2017
 - iii. \$ 56,952.17 2018 Total Revenue compared to \$55,787 in 2017
 - iv. \$2,454.75 Assessment Fees paid to AEPA for dues. Assessments are based on a \$1,500 flat rate for all members plus .0003*Total Sales to equal the State Members Assessment Fee. Fees are collected in April of each year for the previous year's sales. According to records, I could find this formula has been utilized dating back to 2012. There has been some discussion about possibly raising the rate but the AEPA Executive Committee has made no decision to do so.
 - v. 2018 Top 5 AEPA Vendors (All States Sales)
 - 1. CDW-G \$200,400,004
 - 2. WTI/Tremco - \$66,909,879.88
 - 3. Field Turf - \$34,990,888.01
 - 4. Quill - \$34,242,095.43
 - 5. Konica Minolta - \$30,340,499.58
 - vi. 2018 Top 5 AEPA Vendors for ESUCC
 - 1. School Specialty \$1,208,135.39
 - 2. CDW-G \$397,258.31
 - 3. Daktronics \$384,605
 - 4. WTI/Tremco \$312,60.37
 - 5. Quill \$275,004.98
- c. 2020 AEPA Bid Opening happened on September 16. Vendors that were responsive will move forward to the appropriate bid committees for evaluation of proposals and recommendations for awards at the AEPA Winter meeting in Scottsdale Arizona.
 - i. 020-A Athletic Surfaces - Natural & Synthetic Surfaces for Sports Fields, Tracks, Courts, Playground & Landscaping Applications. Ten vendors considered responsive.
 - ii. 020-B Carpet & Resilient Flooring. Two vendors considered responsive.
 - iii. 020-C Digital Resources & Instructional Materials. Five vendors considered responsive.
 - iv. 020-D Facility Management Software. Two vendors considered responsive.
 - v. 020-E Lawn & Groundskeeping Equipment, Supplies & Services. Three vendors considered responsive.
 - vi. 020-F Digital Display Solutions. Two vendors considered responsive.
- d. AEPA Website updates
 - i. Worked with Custom Creative Solutions in providing updates to the AEPA website and a custom CRM for data reporting by both State members and vendors for contracted sales and admin fees. Final updates are being made before allowing members to report for 2019 Q1-Q3.

- ii. Michigan and Nebraska worked collaboratively in making updates to the AEPA website for confidential files, single document retrieval of bid responses, and audit packages for bid documents where members have access.

4. Additional Information

- i. Setup the City of Ainsworth in the ESUCC Marketplace
- ii. Setup Edgenuity and Odysseyware in the ESUCC Marketplace. Summer courses are only items available through these contracts at this time.
- iii. Had communications with the following vendors throughout the month:
Nearpod, Schoology, Lakeshore Learning, Softchoice, Mueller Sports Medicine, School Specialty, Impero, Virco, JourneyEd, CrisisGo, S&S Worldwide, Paper101, Innovative Office Solutions, Pyramid School Supply, and Really Good Stuff.

Nebraska Educational Service Units



The goal of ESUCC Cooperative Purchasing is to provide eligible members the opportunity to purchase quality products & services at the lowest possible prices.



2018-2019 Member Savings

Program	Total Savings
Annual/Paper Buy	\$1,145,774.52
Food Program	\$930,298.19
Custodial	\$618,852.71
AEPA	\$1,261,429.99
Special Buy	\$887,281.66
Total Savings	\$4,852,808.79
4 Year Savings Total	\$19,406,798.30

ESUCC Cooperative Purchasing

Craig Peterson
 Priscilla Quintana
 Colleen Lentz

1292 E 4th St
 Ainsworth, Ne 69210
 Ph: 402-387-1245
 Fax: 402-387-2530
 Email: coop@esucc.org

Cooperative Purchasing
 "United We Save"

For More
 Information Visit
www.neesucoop.org

Membership Guide

- Prime Vendor Programs
- Special Buys
- Annual Buy
- Year Round Buys
- AEPA Buys

The Marketplace

The ESUCC Cooperative Purchasing online Marketplace provides your best value for supplies and services by purchasing through ESUCC Cooperative Purchasing from multiple vendors, and programs through one site, while knowing that the contracts you are purchasing from comply with state purchasing regulations. Visit www.neesuccoop.org for more information and how to register.

“United We Save”

Athletics

Athletic Equip & Supplies
Athletic Floors
Athletic Lighting
Running Tracks
Scoreboards & Signage
Synthetic Turf
Telescopic Bleachers &
Stadium Seating
Tennis Courts

Buildings & Grounds

Air Filters
Custodial Supplies & Equip
Furniture
Lamps/Bulbs/Ballasts
MRO
Playground & Rec Equipment
Roofing
School Security Solutions

Food Service

Food
Small Wares
Kitchen Supplies

Office & Classroom

Art & Teaching Supplies
Classroom Supplies
Coaching for Teachers
Copiers & Printers
Curriculum & Instruction
Digital Resources
Facility Management

Furniture
Industrial Arts/Tech Supplies
Interactive Classroom
Devices
Office Supplies
Paper

Professional Dev &/Learning

Technology

Catalog Discounts
Cyber Security
E-Recycling
Device Management

Internet Filtering
Line-Item Catalog
Learning Mgmt Systems
Software Licensing

Student Information Systems

Annual Buy

Electronics
General Supplies
Furniture
Maintenance/Shop Supplies

Health & Safety Supplies
Athletic Supplies
Hot Lunch Supplies
Science Equipment/Supplies
Art Supplies
Copier Paper

Program Information

Prime Vendor Buys: A bid-approved vendor's full product line at discounted pricing. All merchandise is ordered, delivered and billed directly to the schools or members. Current Prime Vendor Buy Programs include food & custodial contracts.

Special Buys: The term "Special Buys" refers to programs contracted by ESUCC Cooperative Purchasing. These purchase opportunities are available during the school budget year to provide timely delivery of product and services.

Annual Buy: Nebraska ESUCC Cooperative Purchasing coordinates purchases from annual bid awarded vendors on behalf of qualifying members. The objective is to obtain quality merchandise for the lowest possible price.

Year-Round Buys: Participating vendors provide year-round contracted discounted pricing to qualifying members through our online Marketplace

AEPA: The Association of Educational Purchasing Agencies (AEPA) is a group of Educational Service Agencies/Political Subdivisions organized through a Memorandum of Understanding between participating states for the purpose of securing combined volume purchasing contracts based on potential sales by qualifying customers in participating states.

AEPA 2018 Signed Contracts, Sales & Fees By Contracts
Report March 18, 2019 (2018 Report)

- 27 States Submitted Complete Sales Reports
- 18 States Submitted Contract Reports

YR	Vendors	Contracts	State Sales	Admin Received
15	CEIA (Walk Through Metal Detectors) #015	16	\$0.00	\$0.00
15	Quill (Instructional Supply Catalog) #015	15	\$16,937,227.73	\$338,544.09
15	Quill (Office Supplies Catalog) #015	15	\$17,278,154.28	\$342,430.69
15	Quill (Rest Room, Break Room & Safety Supplies Catalog) #015	15	\$26,713.42	\$534.27
15	School Specialty (Instructional Supply Catalog) #015	16	\$21,548,382.76	\$439,659.30
16	AstroTurf (formerly ProGrass LLC) (Synthetic Turf) #016	14	\$1,305,000.00	\$26,100.00
16	Daktronics Inc (Scoreboard & Marquee Signage) #016	17	\$12,277,879.51	\$245,556.90
16	Field Turf USA Inc (Synthetic Turf) #016	16	\$27,577,258.16	\$434,165.25
16	Field Turf USA Inc (Tracks & Courts) #016	15	\$7,413,629.85	\$143,137.70
16	Hellas Construction Inc (Synthetic Turf) #016	14	\$20,067,843.72	\$297,602.44
16	Hellas Construction Inc (Tracks & Courts) #016	17	\$821,503.00	\$16,233.31
16	Mackin Educational Resources (Mobile Learning Solutions) #016	15	\$1,021,238.78	\$20,483.09
16	Motz Group (Synthetic Turf) #016	11	\$7,382,261.00	\$155,469.73
16	SchoolDude/Dude Solutions Inc dba SchoolDude & FacilityDude	14	\$11,210,164.36	\$223,642.64
16	Shaw Sport Turf (Synthetic Turf) #016	14	\$6,648,873.52	\$132,977.47
17	Konica Minolta (Digital Copiers) #017	18	\$30,340,499.58	\$640,719.71
17	Kyocera Mita America, INC (Digital Copiers) #017	18	\$1,918,594.11	\$47,066.94
17	Progressive Services INC (Roofing) #017	12	\$10,091,626.58	\$201,831.61
17	Sports Surfaces Distributing (Hardwood & Synthetic Flooring) #017	13	\$517,480.58	\$10,349.62
17	Techline Sports Lighting (Athletic Lighting) #017	15	\$2,125,597.12	\$36,859.34
17	WTI-Weatherproofing Technologies Inc/Tremco (Roofing) #017	18	\$66,909,879.73	\$1,349,653.07
18	Biofit Engineered Products (Furniture Supplies) #018	17	\$226,244.29	\$4,524.89
18	CDWG (Technology Catalog) #018	17	\$200,400,004.19	\$3,280,826.71
18	Facility Solutions Group (LED Lighting) #018	17	\$31,485.29	\$629.64
18	MNJ Technologies Direct Inc (Technology Catalog) #018	16	\$4,297,614.61	\$85,999.60
18	National Business Furniture (Furniture Supplies) #018	17	\$538,235.40	\$10,891.22
18	School Specialty (Furniture Supplies) #018	17	\$5,420,034.53	\$109,845.54
18	SICO (Furniture Supplies) #018	17	\$197,948.22	\$3,958.97

YR	Vendors	Contracts	State Sales	Admin Received
18.5	Best Plumbing Specialties (Maintenance, Repair & Operations (MRO)) #018.5A	14	\$79,687.93	\$1,593.76
18.5	Kranos Corporation dba Schutt Sports (Athletic Equipment & Supplies) #018.5C	16	\$957.47	\$19.27
18.5	Midwest Technology Products (Career & Technical Education) #018.5B	18	\$416,380.83	\$8,330.55
18.5	Partac Peat Corporation (Athletic Equipment & Supplies) #018.5C	16	\$309,225.66	\$6,032.88
18.5	School Health Corporation (Athletic Equipment & Supplies) #018.5C	13	\$217,638.06	\$4,353.16
18.5	School Specialty, Inc. (Athletic Equipment & Supplies) #018.5C	16	\$620,799.70	\$17,650.14
	<u>Expired Contracts</u>			
14	Interior Systems Inc (Furniture Supplies) #014		\$0.00	\$0.00
14	School Specialty (Industrial Supplies) #014		\$4,566.26	\$91.32
14	Troxell Communications (Interactive Classroom Technology Catalog) #014		\$43,688.35	\$873.77
15	Creative Information Technologies, Inc (CITI) (Security, Live Finger Print & Palm Screening) #015		\$0.00	\$0.00
15	Independent Stationers dba Epic (Office Supplies Catalogs) #015		\$11,052.20	\$221.04
15	Nilfisk-Advance, Inc (Custodial Equipment Catalog) #015		\$4,063.22	\$81.27
16	TeachingBooks.net (Mobile Learning Solutions) #016		\$0.00	\$0.00
16	TLC Library Corporation (Mobile Learning Solutions) #016		\$0.00	\$0.00
16	UBU Sports (Synthetic Turf) #016		\$2,994,100.00	\$59,882.23
			\$479,233,534.00	\$8,698,823.13

AEPA 2018 Member Signed Contracts, Sales & Admin Fees By State

Report March 18, 2019 (2018 Report)

Submitter ID	Reported Signed Contracts	2018 Member Sales	2018 Member Fees
34 Contracts Offered			
California	0	\$92,978,161.75	\$1,648,557.50
Colorado	34	\$13,068,755.23	\$296,713.15
Connecticut	30	\$10,538,299.59	\$194,979.18
Florida	34	\$5,717,762.45	\$110,597.26
Illinois	0	\$0.00	\$0.00
Indiana	0	\$13,427,563.84	\$288,168.36
Iowa	25	\$8,633,850.76	\$171,122.83
Kansas	34	\$26,185,875.72	\$441,503.29
Kentucky	31	\$14,814,688.14	\$305,463.59
Massachusetts	0	\$2,474,659.46	\$49,275.97
Michigan	33	\$2,012,928.45	\$40,182.41
Minnesota	25	\$12,909,095.64	\$249,487.19
Missouri	34	\$20,697,214.39	\$415,962.71
Montana	0	\$4,787,261.40	\$89,708.40
Nebraska	34	\$2,871,349.94	\$56,952.17
New Jersey	10	\$13,938,884.13	\$294,152.25
New Mexico	0	\$33,704,113.41	\$313,681.40
North Dakota	26	\$2,891,632.01	\$54,621.05
Ohio	34	\$37,661,518.48	\$720,858.79
Oregon	28	\$15,419,825.72	\$302,767.28
Pennsylvania	0	\$45,734,863.65	\$902,480.13
Texas	33	\$10,738,730.12	\$151,606.70
Virginia	0	\$16,765,957.35	\$192,380.13
Washington	21	\$51,136,583.34	\$1,022,730.70
West Virginia	0	\$10,911,881.48	\$215,904.78
Wisconsin	33	\$4,638,227.89	\$81,951.55
Wyoming	30	\$4,573,849.66	\$87,014.36
Total 2018		\$479,233,534.00	\$8,698,823.13

Total Sales By Member States

Report March 18, 2019 (2018 Report)

Total Sales by Member State					
State	2014	2015	2016	2017	2018
California	\$ 105,235,927.37	\$ 93,115,976.87	\$ 92,716,065.96	\$ 104,808,449.16	\$ 92,978,161.75
Colorado	\$ 12,879,889.42	\$ 12,382,486.60	\$ 14,001,373.80	\$ 18,397,641.22	\$ 13,068,755.23
Connecticut	\$ 7,697,556.22	\$ 5,761,671.03	\$ 7,157,803.78	\$ 5,275,876.43	\$ 10,538,299.59
Florida	\$ 4,047,306.87	\$ 5,353,185.80	\$ 5,657,122.48	\$ 7,278,259.08	\$ 5,717,762.45
Illinois	-	-	-	-	\$ -
Indiana	\$ 12,942,080.51	\$ 11,089,018.74	\$ 11,730,217.86	\$ 9,721,694.19	\$ 13,427,563.84
Iowa	\$ 11,414,591.54	\$ 11,962,920.86	\$ 10,890,416.99	\$ 9,806,685.97	\$ 8,633,850.76
Kansas	\$ 17,523,570.34	\$ 15,044,065.20	\$ 22,930,233.53	\$ 19,842,682.48	\$ 26,185,875.72
Kentucky	\$ 9,617,904.20	\$ 11,965,817.25	\$ 11,532,075.29	\$ 12,482,887.00	\$ 14,814,688.14
Massachusetts	\$ 593,305.16	\$ 1,323,800.33	\$ 1,403,851.44	\$ 2,466,295.83	\$ 2,474,659.46
Michigan	\$ 9,778,881.37	\$ 6,682,146.54	\$ 4,644,951.63	\$ 3,231,646.83	\$ 2,012,928.45
Minnesota	\$ 14,790,752.84	\$ 16,336,553.36	\$ 19,470,332.41	\$ 16,349,919.76	\$ 12,909,095.64
Missouri	\$ 30,544,670.46	\$ 30,300,462.12	\$ 27,014,494.79	\$ 26,259,272.52	\$ 20,697,214.39
Montana	\$ 4,146,166.70	\$ 3,416,705.26	\$ 3,646,373.92	\$ 5,221,567.78	\$ 4,787,261.40
Nebraska	\$ 6,375,479.59	\$ 5,251,199.72	\$ 4,475,183.62	\$ 2,788,912.01	\$ 2,871,349.94
New Jersey	\$ 1,148,318.17	\$ 2,559,429.50	\$ 4,350,330.32	\$ 11,971,299.65	\$ 13,938,884.13
New Mexico	\$ 26,466,722.16	\$ 32,888,945.11	\$ 17,596,065.85	\$ 19,935,181.62	\$ 33,704,113.41
North Dakota	\$ 4,616,012.47	\$ 2,831,383.65	\$ 2,215,507.61	\$ 1,750,092.16	\$ 2,891,632.01
Ohio	\$ 43,314,767.14	\$ 38,030,670.96	\$ 32,805,335.75	\$ 37,792,648.44	\$ 37,661,518.48
Oregon	\$ 15,509,857.00	\$ 19,929,425.38	\$ 21,324,860.91	\$ 18,231,114.67	\$ 15,419,825.72
Pennsylvania	\$ 37,170,650.25	\$ 46,412,718.52	\$ 55,146,824.07	\$ 46,537,462.04	\$ 45,734,863.65
Texas	\$ 5,776,593.23	\$ 6,605,838.34	\$ 7,000,460.51	\$ 9,146,324.42	\$ 10,738,730.12
Virginia	\$ 13,638,858.61	\$ 15,542,463.60	\$ 22,101,833.53	\$ 20,568,159.32	\$ 16,765,957.35
Washington	\$ 64,998,129.61	\$ 47,085,551.00	\$ 44,806,490.00	\$ 47,876,810.50	\$ 51,136,583.34
West Virginia	\$ 9,224,299.65	\$ 13,914,478.38	\$ 18,773,958.92	\$ 7,535,407.80	\$ 10,911,881.48
Wisconsin	\$ 5,690,714.35	\$ 5,280,940.76	\$ 5,151,316.91	\$ 2,100,768.77	\$ 4,638,227.89
Wyoming	\$ 1,791,468.35	\$ 2,384,328.00	\$ 3,394,188.69	\$ 2,643,537.23	\$ 4,573,849.66
Totals	\$ 476,934,473.58	\$ 463,452,182.88	\$ 471,937,670.57	\$ 470,020,596.88	\$ 479,233,534.00

Total Sales By Vendor Partner
Report March 18, 2019 (2018 Report)

Total Sales by Vendor Partner					
Vendor Partner	2014 Total Sales	2015 Total Sales	2016 Total Sales	2017 Total Sales	2018 Total Sales
AstroTurf (formerly ProGrass LLC)	\$ 1,948,312	\$ 3,722,650	\$ 4,005,338	\$ 2,687,668	\$ 1,305,000
Best Plumbing Specialties	n/a	n/a	n/a	n/a	\$ 79,688
Biofit Engineered Products	n/a	n/a	n/a	n/a	\$ 226,244
CDW-G	\$ 237,936,528	\$ 210,055,546	\$ 215,767,906	\$ 205,050,395	\$ 200,400,004
CCS Presentation	\$-	\$-	n/a	n/a	n/a
CEIA	n/a	\$ 18,906	\$-	\$ -	\$ -
Creative Information Technologies (CITI)	n/a	\$-	\$ 12,629	\$ -	\$ -
Daktronics	\$ 5,800,772	\$ 7,290,953	\$ 8,344,364	\$ 10,352,360	\$ 12,277,880
Facility Solutions Group	n/a	n/a	n/a	n/a	\$ 31,485
Field Turf (Combined)	\$ 24,645,421	\$ 34,031,052	\$ 50,730,707	\$ 43,718,847	\$ 34,990,888
<i>Field Turf-Track</i>	\$ 10,281,514	\$ 10,697,633	\$ 16,626,745	\$ 12,639,532	\$ 7,413,630
<i>Field Turf-Turf</i>	\$ 14,363,906	\$ 23,333,419	\$ 34,103,962	\$ 31,059,314	\$ 27,577,258
Hellas Construction (Combined)	n/a	n/a	\$ 2,740,486	\$ 2,150,028	\$ 20,889,347
<i>Hellas-Track</i>			\$ 1,677,753	\$ 586,587	\$ 821,503
<i>Hellas-Turf</i>			\$ 1,062,733	\$ 1,563,441	\$ 20,067,844
i3-Identificatiion International Inc	n/a	\$-	\$-	\$ -	n/a
Independent Stationers	n/a	\$ 23,469	\$ 145,660	\$ 106,876	\$ 11,052
Interior Systems	\$ 14,378	\$ 218,206	\$ 47,632	\$ 61,205	\$ -
Konica Minolta	\$ 33,881,150	\$ 34,444,803	\$ 36,777,085	\$ 35,111,582	\$ 30,340,500
Kranos Corp dba Schutt Sports	n/a	n/a	n/a	n/a	\$ 957
Kyocera Mita	\$ 1,357,157	\$ 2,188,063	\$ 812,662	\$ 1,661,028	\$ 1,918,594
Mackin	\$ 512,605	\$ 588,953	\$ 151,211	\$ 263,046	\$ 1,021,239
Midwest Technology Products	\$ 272,025	\$ 111,890	\$ 122,563	\$ 347,228	\$ 416,381
MNJ Technologies	\$ 11,546,176	\$ 9,379,136	\$ 6,904,649	\$ 5,155,901	\$ 4,297,615
Motz Group	n/a	n/a	\$ 1,048,260	\$ 3,312,037	\$ 7,382,261
National Business Furniture	n/a	n/a	n/a	n/a	\$ 538,235
Nilfisk	n/a	\$ 35,204	\$ 20,579	\$ 8,804	\$ 4,063
Pratac Peat Corporation	n/a	n/a	n/a	n/a	\$ 309,226
Peripole	\$ 1,512	\$ 2,541	n/a	n/a	n/a
Progressive Roofing	\$ 1,022,883	\$ 6,596,257	\$ 5,992,332	\$ 9,452,510	\$ 10,091,627
Quill (Combined)	\$ 28,392,225	\$ 30,400,963	\$ 29,122,075	\$ 29,910,894	\$ 34,242,095
<i>Quill-Kitchen Supplies</i>	\$ 178,511	\$ 3,850	\$ 105,750	\$ -	n/a
<i>Quill-Instructional</i>	\$ 28,213,714	\$ 15,035,483	\$ 10,036,796	\$ 16,409,542	\$ 16,937,228
<i>Quill-Office</i>		\$ 15,361,630	\$ 18,979,528	\$ 13,489,526	\$ 17,278,154
<i>Quill-Rest Room, Break Room & Safety</i>		\$-	\$-	\$ 11,826	\$ 26,713
School Health Corporation	n/a	n/a	n/a	n/a	\$ 217,638
School Specialty (Combined)	\$ 27,875,165	\$ 27,282,020	\$ 27,458,958	\$ 27,265,888	\$ 27,593,783
<i>School Specialty - Instructional</i>	\$ 27,651,833	\$ 19,465,071	\$ 21,100,696	\$ 19,839,270	\$ 21,548,383
<i>School Specialty Career Tech</i>	\$ 33,854	\$ 497,154	\$ 1,601,817	\$ 49,834	\$ 4,566
<i>School Specialty Sports</i>	\$ 114,377	\$ 113,519	\$ 65,174	\$ 176,681	\$ 620,800
<i>School Specialty - FFE</i>	\$ 75,100	\$ 7,206,276	\$ 4,691,279	\$ 7,200,103	\$ 5,420,035
SchoolDude / Dude Solutions	\$ 6,034,316	\$ 6,959,658	\$ 9,837,893	\$ 14,656,467	\$ 11,210,164
School Reach	n/a	n/a	n/a	n/a	n/a
Shaw Sport Turf	n/a	n/a	\$-	\$ 2,867,545	\$ 6,648,874
Sherwin-Williams	n/a	n/a	\$-	\$ -	n/a
SICO	n/a	n/a	n/a	n/a	\$ 197,948
Sivic Solutions	\$ 9,992,535	\$ 15,500,034	\$ 744,863	\$ -	n/a
Spectrum	\$-	\$-	n/a	n/a	n/a
Sports Supply Group	\$-	\$-	n/a	n/a	n/a
Sport Surfaces (Combined)	\$ 5,599,032	\$ 5,630,829	n/a	\$ 663,419	\$ 517,481
<i>Sports Surfaces-Track</i>	\$ 2,087,395	\$ 3,373,264	\$-	\$ -	n/a
<i>Sports Surfaces-Flooring</i>	\$ 3,511,637	\$ 2,257,565	\$-	\$ 663,419	\$ 517,481
Staples (Combined)	\$ 5,374,033	\$ 3,163,098	\$ 1,783,081	\$ 117,605	n/a
<i>Staples-Office</i>	\$ 5,370,426	\$ 2,305,554	\$ 1,073,576	\$ 94,604	n/a
<i>Staples-Custodial</i>	\$-	\$ 74,638	\$ 23,692	\$ 2,485	n/a
<i>Staples FFE</i>	\$ 3,607	\$ 1,299	\$-	n/a	n/a
<i>Staples - Instructional</i>		\$ 781,607	\$ 685,813	\$ 20,515	n/a
TeachingBooks.net	n/a	n/a	\$-	\$ 500	\$ -
Techline Lighting	\$ 954,655	\$-	\$ 1,178,948	\$ 795,118	\$ 2,125,597
TLC Library Corporation	n/a	n/a	\$-	\$ -	\$ -
Troxell	\$ 266,317	\$ 607,807	\$ 137,306	\$ 759,324	\$ 43,688
UBU	\$ 448,880	\$ 1,096,245	\$-	\$ 4,553,078	\$ 2,994,100
WTI/Tremco	\$ 49,545,405	\$ 64,103,900	\$ 68,050,484	\$ 68,991,243	\$ 66,909,880
EduTone	\$-	n/a	n/a	n/a	n/a
eInstruction	\$ 1,196	n/a	n/a	n/a	n/a
Modern Building Systems	\$ 6,267,913	n/a	n/a	n/a	n/a
Point Nationwide	\$ 158,606	n/a	n/a	n/a	n/a
Smart Horizons	\$ 1,000	n/a	n/a	n/a	n/a

Total_Sales_By_Vendor_Partner

Vendor Partner	2014 Total Sales	2015 Total Sales	2016 Total Sales	2017 Total Sales	2018 Total Sales
Williams Scotsman	\$ 17,084,277	n/a	n/a	n/a	n/a
Totals	\$ 476,934,474	\$ 463,452,183	\$ 471,937,671	\$ 470,020,597	\$ 479,233,534

Member State Rankings

Report March 18, 2019 (2018 Report)

Member State Rankings														
Rank	State	2014	Rank	State	2015	Rank	State	2016	Rank	State	2017	Rank	State	2018
1	California	\$ 105,235,927	1	California	\$ 93,115,977	1	California	\$ 92,716,066	1	California	\$ 104,808,449.16	1	California	\$92,978,161.75
2	Washington	\$ 64,998,130	2	Washington	\$ 47,085,551	2	Pennsylvania	\$ 55,146,824	2	Washington	\$ 47,876,810.50	2	Washington	\$51,136,583.34
3	Ohio	\$ 43,314,767	3	Pennsylvania	\$ 46,412,719	3	Washington	\$ 44,806,490	3	Pennsylvania	\$ 46,537,462.04	3	Pennsylvania	\$45,734,863.65
4	Pennsylvania	\$ 37,170,650	4	Ohio	\$ 38,030,671	4	Ohio	\$ 32,805,336	4	Ohio	\$ 37,792,648.44	4	Ohio	\$37,661,518.48
5	Missouri	\$ 30,544,670	5	New Mexico	\$ 32,888,945	5	Missouri	\$ 27,014,495	5	Missouri	\$ 26,259,272.52	5	New Mexico	\$33,704,113.41
6	New Mexico	\$ 26,466,722	6	Missouri	\$ 30,300,462	6	Kansas	\$ 22,930,234	6	Virginia	\$ 20,568,159.32	6	Kansas	\$26,185,875.72
7	Kansas	\$ 17,523,570	7	Oregon	\$ 19,929,425	7	Virginia	\$ 22,101,834	7	New Mexico	\$ 19,935,181.62	7	Missouri	\$20,697,214.39
8	Oregon	\$ 15,509,857	8	Minnesota	\$ 16,336,553	8	Oregon	\$ 21,324,861	8	Kansas	\$ 19,842,682.48	8	Virginia	\$16,765,957.35
9	Minnesota	\$ 14,790,753	9	Virginia	\$ 15,542,464	9	Minnesota	\$ 19,470,332	9	Colorado	\$ 18,397,641.22	9	Oregon	\$15,419,825.72
10	Virginia	\$ 13,638,859	10	Kansas	\$ 15,044,065	10	West Virginia	\$ 18,773,959	10	Oregon	\$ 18,231,114.67	10	Kentucky	\$14,814,688.14
11	Indiana	\$ 12,942,081	11	West Virginia	\$ 13,914,478	11	New Mexico	\$ 17,596,066	11	Minnesota	\$ 16,349,919.76	11	New Jersey	\$13,938,884.13
12	Colorado	\$ 12,879,889	12	Colorado	\$ 12,382,487	12	Colorado	\$ 14,001,374	12	Kentucky	\$ 12,482,887.00	12	Indiana	\$13,427,563.84
13	Iowa	\$ 11,414,592	13	Kentucky	\$ 11,965,817	13	Indiana	\$ 11,730,218	13	New Jersey	\$ 11,971,299.65	13	Colorado	\$13,068,755.23
14	Michigan	\$ 9,778,881	14	Iowa	\$ 11,962,921	14	Kentucky	\$ 11,532,075	14	Iowa	\$ 9,806,685.97	14	Minnesota	\$12,909,095.64
15	Kentucky	\$ 9,617,904	15	Indiana	\$ 11,089,019	15	Iowa	\$ 10,890,417	15	Indiana	\$ 9,721,694.19	15	West Virginia	\$10,911,881.48
16	West Virginia	\$ 9,224,300	16	Michigan	\$ 6,682,147	16	Connecticut	\$ 7,157,804	16	Texas	\$ 9,146,324.42	16	Texas	\$10,738,730.12
17	Connecticut	\$ 7,697,556	17	Texas	\$ 6,605,838	17	Texas	\$ 7,000,461	17	West Virginia	\$ 7,535,407.80	17	Connecticut	\$10,538,299.59
18	Nebraska	\$ 6,375,480	18	Connecticut	\$ 5,761,671	18	Florida	\$ 5,657,122	18	Florida	\$ 7,278,259.08	18	Iowa	\$8,633,850.76
19	Texas	\$ 5,776,593	19	Florida	\$ 5,353,186	19	Wisconsin	\$ 5,151,317	19	Connecticut	\$ 5,275,876.43	19	Florida	\$5,717,762.45
20	Wisconsin	\$ 5,690,714	20	Wisconsin	\$ 5,280,941	20	Michigan	\$ 4,644,952	20	Montana	\$ 5,221,567.78	20	Montana	\$4,787,261.40
21	North Dakota	\$ 4,616,012	21	Nebraska	\$ 5,251,200	21	Nebraska	\$ 4,475,184	21	Michigan	\$ 3,231,646.83	21	Wisconsin	\$4,638,227.89
22	Montana	\$ 4,146,167	22	Montana	\$ 3,416,705	22	New Jersey	\$ 4,350,330	22	Nebraska	\$ 2,788,912.01	22	Wyoming	\$4,573,849.66
23	Florida	\$ 4,047,307	23	North Dakota	\$ 2,831,384	23	Montana	\$ 3,646,374	23	Wyoming	\$ 2,643,537.23	23	North Dakota	\$2,891,632.01
24	Wyoming	\$ 1,791,468	24	New Jersey	\$ 2,559,430	24	Wyoming	\$ 3,394,189	24	Massachusetts	\$ 2,466,295.83	24	Nebraska	\$2,871,349.94
25	New Jersey	\$ 1,148,318	25	Wyoming	\$ 2,384,328	25	North Dakota	\$ 2,215,508	25	Wisconsin	\$ 2,100,768.77	25	Massachusetts	\$2,474,659.46
26	Massachusetts	\$ 593,305	26	Massachusetts	\$ 1,323,800	26	Massachusetts	\$ 1,403,851	26	North Dakota	\$ 1,750,092.16	26	Michigan	\$2,012,928.45
			27									27	Illinois	\$0.00
		\$ 476,934,474			\$ 463,452,183			\$ 471,937,671			\$ 470,020,597			\$ 479,233,534



Welcome To The ESUCC Cooperative Purchasing Newsletter

The goal of Educational Service Unit Coordinating Council's (ESUCC) Cooperative Purchasing Program is to provide Nebraska schools the opportunity to purchase the best quality product at the lowest possible price.

ESUCC Cooperative Purchasing represents 17 Educational Service Units statewide who in turn service Nebraska school districts with over 320,000+ students and is currently in its 5th decade of operation.

ESUCC Cooperative Purchasing is authorized to coordinate purchasing opportunities for:

- Public & nonpublic school districts/ systems
- Nebraska ESUs
- Public and nonpublic postsecondary institutions (Community, State Colleges and Universities)
- State of Nebraska Public agencies, including any county, city, village, school district, or agency of the state government, drainage, sanitary and improvement district, or other municipal corporation or political subdivisions

ESUCC Commitments & Beliefs:

- Enhance Cooperative Purchasing through effective statewide communication.
- Provide compliant and competitive aggregated bidding and purchasing to control and reduce costs
- Provide equitable statewide pricing for goods and services.
- Provide a user-friendly sourcing and procurement system to meet the needs of member entities.
- Provide statewide and nationally leveraged contracts to its members.
- Savings realized by purchasing in quantity for present and future procurement needs.

Meet Our New ESUCC Executive Director



Welcome Dr. Kraig Lofquist as he assumes the role as Executive Chief Officer of the Educational Service Unit Coordinating Council (ESUCC).

Dr. Kraig J. Lofquist started as the ESUCC Executive Director on July 1st, 2019. Prior to his new position, he was the Chief Administrator of Educational Service Unit 9 for eight years located in Hastings, NE.

Kraig has been a leader within several statewide educational organizations and is also a member of several statewide committees. He is a Past-President of Nebraska's Educational Service Unit Coordinating Council (ESUCC) and has been a member of the Nebraska Rural Community Schools Association's (NRCSA) Legislative Committee. Additionally, he is a member of Nebraska's Committee of Practitioners that works to ensure compliance with federal programs. He is also the Secretary/Treasurer for Nebraska Schoolmasters and is an adjunct faculty member at the University of Nebraska-Kearney.

Kraig received his Bachelor of Science degree from Northern State University, Master of Science in

Education from University of Nebraska at Kearney, Master of Arts in Education from University of Nebraska at Kearney, Education Specialist from Wayne State College, and Doctorate of Educational Leadership at the University of Nebraska -Lincoln. Dr. Lofquist has additional experience as a Speech/Language Pathologist, Director of Special Education and Director of Student Services.

Dr. Lofquist is an avid endurance athlete having completed 44 marathons. He is a proud member of the Seven Continents Club, having run a marathon on each continent. He has also completed 6 Ironman competitions. He is married and has three daughters.

Do You Know About Our Food Program

Cooperative Purchasing Food Buy

The prime vendor food program, established in 1995, provides food product to ESU affiliated schools statewide. The agreement with the prime vendor is for 3 years, with the schools committing to the program on an annual basis. The prime vendor offers their "full house" to the schools at prices established through a rigorous bid process. All merchandise is ordered, delivered, and billed directly to the school. Reporting, monitoring, evaluating, and providing supplemental services are the responsibility of ESUCC Cooperative Purchasing. The current prime vendor is Sysco Foods.



- During the 2018-2019 school year, 112 school lunch programs participated, committing to spend \$7.4M dollars through the program.
- Total sales from the 2018-19 Food Program were \$5.3M, providing a savings of \$1M+ for an average savings of 18%.
- The range of savings is due to total purchases and the use of drop-site incentives and early payment.
- A 1% rebate is given to each school if their annual commit amount is met. 2018-19 rebate total was over \$54K.
- There are no costs, out of pocket fees, or penalties associated with the program.



[ESUCC/ Sysco Food Program](#)

Purchasing Tips:

- **You are guaranteed to receive ESUCC negotiated/ bid pricing when shopping the Marketplace.**
- **If buying direct with a vendor, be sure to ask for ESUCC pricing when ordering.**

Upcoming Events

August -Food Program -New year begins
-Schools are back in session

September -2020 Annual Buy Bid process begins

[ESUCC Coop Calendar](#)

Visit Our Website



Vendor Partner Rankings
Report March 18, 2019 (2018 Report)

Vendor Partner Rankings															
Rank	Vendor Partner	2014	Rank	Vendor Partner	2015	Rank	Vendor Partner	2016	Rank	Vendor Partner	2017	Rank	Vendor Partner	2018	
1	CDW-G	\$ 237,936,528	1	CDWG	\$ 210,055,546	1	CDWG	\$ 215,767,906	1	CDWG	\$ 205,050,394.55	1	CDW-G	\$ 200,400,004	
2	WTI/Tremco	\$ 49,545,405	2	WTI/Tremco	\$ 64,103,900	2	WTI/Tremco	\$ 68,050,484	2	WTI-Weatherproofing Technologies	\$ 68,991,243.33	2	WTI/Tremco	\$ 66,909,880	
3	Konica Minolta	\$ 33,881,150	3	Konica Minolta	\$ 34,444,803	3	Field Turf (Combined)	\$ 50,730,707	3	Field Turf USA Inc	\$ 43,718,846.60	3	Field Turf (Combined)	\$ 34,990,888	
4	Quill (Combined)	\$ 28,392,225	4	Field Turf (Combined)	\$ 34,031,052	4	Konica Minolta	\$ 36,777,085	4	Konica Minolta	\$ 35,111,581.76	4	Quill (Combined)	\$ 34,242,095	
5	School Specialty (Combined)	\$ 27,875,165	5	Quill (Combined)	\$ 30,400,963	5	Quill (Combined)	\$ 29,122,074	5	Quill	\$ 29,910,894.45	5	Konica Minolta	\$ 30,340,500	
6	Field Turf (Combined)	\$ 24,645,421	6	School Specialty (Combined)	\$ 27,282,020	6	School Specialty (Combined)	\$ 27,458,957	6	School Specialty	\$ 27,265,888.04	6	School Specialty (Combined)	\$ 27,593,783	
7	Williams Scotsman	\$ 17,084,277	7	Sivic	\$ 15,500,034	7	SchoolDude	\$ 9,837,893	7	SchoolDude/Dude Solutions Inc	\$ 14,656,466.84	7	Hellas Construction (Combined)	\$ 20,889,347	
8	MNJ Technologies	\$ 11,546,176	8	MNJ Technologies	\$ 9,379,136	8	Daktronics	\$ 8,344,364	8	Daktronics Inc	\$ 10,352,359.69	8	Daktronics	\$ 12,277,880	
9	Sivic Solutions	\$ 9,992,535	9	Daktronics	\$ 7,290,953	9	MNJ Technologies	\$ 6,904,649	9	Progressive Services INC	\$ 9,452,510.14	9	SchoolDude / Dude Solutions	\$ 11,210,164	
10	Modern Building Systems	\$ 6,267,913	10	SchoolDude	\$ 6,959,658	10	Progressive Roofing	\$ 5,992,332	10	MNJ Technologies Direct Inc	\$ 5,155,901.46	10	Progressive Roofing	\$ 10,091,627	
11	SchoolDude	\$ 6,034,316	11	Progressive Roofing	\$ 6,596,257	11	ProGrass	\$ 4,005,338	11	UBU Sports	\$ 4,553,077.88	11	Motz Group	\$ 7,382,261	
12	Daktronics	\$ 5,800,772	12	Sports Surfaces	\$ 5,630,829	12	Hellas	\$ 2,740,486	12	Motz Group	\$ 3,312,037.00	12	Shaw Sport Turf	\$ 6,648,874	
13	Sport Surfaces (Combined)	\$ 5,599,032	13	ProGrass	\$ 3,722,650	13	Staples	\$ 1,783,082	13	Shaw Sport Turf	\$ 2,867,544.84	13	MNJ Technologies	\$ 4,297,615	
14	Staples (Combined)	\$ 5,374,033	14	Staples	\$ 3,163,098	14	Techline	\$ 1,178,948	14	ProGrass LLC	\$ 2,687,668.35	14	UBU	\$ 2,994,100	
15	Prograss	\$ 1,948,312	15	Kvocera Mita	\$ 2,188,063	15	Motz Group	\$ 1,048,260	15	Hellas Construction Inc	\$ 2,150,028.20	15	Techline Lighting	\$ 2,125,597	
16	Kvocera Mita	\$ 1,357,157	16	UBU	\$ 1,096,245	16	Kvocera Mita	\$ 812,662	16	Kvocera Mita America, INC	\$ 1,661,028.03	16	Kvocera Mita	\$ 1,918,594	
17	Progressive Roofing	\$ 1,022,883	17	Troxel	\$ 607,807	17	Sivic	\$ 744,863	17	Techline Sports Lighting	\$ 795,118.00	17	AstroTurf (formerly ProGrass LLC)	\$ 1,305,000	
18	Techline Lighting	\$ 954,655	18	Mackin	\$ 588,953	18	Mackin	\$ 151,211	18	Troxell Communications	\$ 759,324.24	18	Mackin	\$ 1,021,239	
19	Mackin	\$ 512,605	19	Interior Systems	\$ 218,206	19	Independent Stationers	\$ 145,660	19	Sports Surfaces Distributing	\$ 663,419.12	19	National Business Furniture	\$ 538,235	
20	UBU	\$ 448,880	20	Midwest Technology	\$ 111,890	20	Troxel	\$ 137,306	20	Midwest Technology Products	\$ 347,228.11	20	Sport Surfaces (Combined)	\$ 517,481	
21	Midwest Technology Products	\$ 272,025	21	Nilfisk	\$ 35,204	21	Midwest Technology	\$ 122,563	21	Mackin Educational Resources	\$ 263,046.47	21	Midwest Technology Products	\$ 416,381	
22	Troxell	\$ 266,317	22	Independent Stationers	\$ 23,469	22	Interior Systems	\$ 47,632	22	Staples	\$ 117,604.88	22	Pratac Peat Corporation	\$ 309,226	
23	Point Nationwide	\$ 158,606	23	CEIA	\$ 18,906	23	Nilfisk	\$ 20,579	23	Independent Stationers dba Epic	\$ 106,876.01	23	Biofit Engineered Products	\$ 226,244	
24	Interior Systems	\$ 14,378	24	Peripole	\$ 2,541	24	Creative Information Technologies	\$ 12,629	24	Interior Systems Inc	\$ 61,204.56	24	School Health Corporation	\$ 217,638	
25	Peripole	\$ 1,512	25	Creative Information Technologies	\$ -	25	CEIA	\$ -	25	Nilfisk-Advance, Inc	\$ 8,804.33	25	SICO	\$ 197,948	
26	eInstruction	\$ 1,196	26	i3-Identification International Inc	\$ -	26	i3-Identification International Inc	\$ -	26	TeachingBooks.net	\$ 500.00	26	Best Plumbing Specialties	\$ 79,688	
27	Smart Horizons	\$ 1,000	27	Techline	\$ -	27	Sports Surfaces	\$ -	27	CEIA	\$ -	27	Troxell	\$ 43,688	
28	EduTone	\$ -				28	Peripole	\$ -	28	Creative Information Technologies,	\$ -	28	Facility Solutions Group	\$ 31,485	
						29	UBU	\$ -	29	Identification International, Inc (i3)	\$ -	29	Independent Stationers	\$ 11,052	
									30	Sherwin-Williams Company	\$ -	30	Nilfisk	\$ 4,063	
									31	Sivic Solutions Group	\$ -	31	Kranos Corp dba Schutt Sports	\$ 957	
									32	TLC Library Corporation	\$ -	32	CEIA	\$ -	
												33	Creative Information Technologies (CITI)	\$ -	
												34	Interior Systems	\$ -	
												35	TeachingBooks.net	\$ -	
												36	TLC Library Corporation	\$ -	
		\$ 476,934,474			\$ 463,452,183			\$ 471,937,670			\$ 470,020,597			\$ 479,233,534	

AEPA Member Sales & Fees 2018
Report March 18, 2019 (2018 Report)

<u>Response Status</u>	<u>State</u>	<u>Bid #015</u> CEIA, Sales	<u>Bid #015</u> CEIA, Fees Rcvd	<u>Bid #015</u> Quill Instructional, Sales	<u>Bid #015</u> Quill Instructional, Fees Rcvd	<u>Bid #015</u> Quill Office Sales	<u>Bid #015</u> Quill Office Fees Rcvd	<u>Bid #015</u> Quill Breakroom, Restroom, Safety Supplies, Sales	<u>Bid #015</u> Quill Breakroom, Restroom, Safety Supplies Fees Rcvd	<u>Bid #015</u> School Specialty Instructional, Sales	<u>Bid #015</u> School Specialty Instructional Fees Rcvd	<u>Bid #016</u> AstroTurf Sales	<u>Bid #016</u> AstroTurf Fees Rcvd
1, 2, & 3Q's 2018-Submitted	California	\$0.00	\$0.00	\$1,381,997.26	\$27,639.94	\$0.00	\$0.00	\$0.00	\$0.00	\$0.00	\$0.00	\$0.00	\$0.00
4Q 2018-Submitted	California	\$0.00	\$0.00	\$339,611.07	\$6,792.22	\$0.00	\$0.00	\$0.00	\$0.00	\$208,972.24	\$4,179.44	\$0.00	\$0.00
1, 2, & 3Q's 2018-Submitted	Colorado	\$0.00	\$0.00	\$985,411.03	\$10,225.42	\$0.00	\$0.00	\$0.00	\$0.00	\$434,358.03	\$4,459.97	\$0.00	\$0.00
4Q 2018-Submitted	Colorado	\$0.00	\$0.00	\$426,341.60	\$18,009.63	\$0.00	\$0.00	\$0.00	\$0.00	\$79,839.88	\$5,825.99	\$0.00	\$0.00
1, 2, & 3Q's 2018-Submitted	Connecticut	\$0.00	\$0.00	\$1,544,671.35	\$30,893.43	\$0.00	\$0.00	\$0.00	\$0.00	\$0.00	\$0.00	\$0.00	\$0.00
4Q 2018-Submitted	Connecticut	\$0.00	\$0.00	\$370,618.32	\$7,412.37	\$0.00	\$0.00	\$0.00	\$0.00	\$0.00	\$0.00	\$0.00	\$0.00
4Q 2018-Submitted	Florida	\$0.00	\$0.00	\$0.00	\$0.00	\$1,716,508.77	\$34,330.18	\$0.00	\$0.00	\$35,126.95	\$702.54	\$1,305,000.00	\$26,100.00
4Q 2018-Submitted	Florida	\$0.00	\$0.00	\$0.00	\$0.00	\$416,490.56	\$8,329.81	\$0.00	\$0.00	\$12,675.66	\$253.51	\$0.00	\$0.00
1, 2, & 3Q's 2018-Submitted	Illinois	\$0.00	\$0.00	\$0.00	\$0.00	\$0.00	\$0.00	\$0.00	\$0.00	\$0.00	\$0.00	\$0.00	\$0.00
4Q 2018-Submitted	Illinois	\$0.00	\$0.00	\$0.00	\$0.00	\$0.00	\$0.00	\$0.00	\$0.00	\$0.00	\$0.00	\$0.00	\$0.00
1, 2, & 3Q's 2018-Submitted	Indiana	\$0.00	\$0.00	\$0.00	\$0.00	\$2,059,960.33	\$36,326.52	\$0.00	\$0.00	\$548,847.31	\$11,730.22	\$0.00	\$0.00
4Q 2018-Submitted	Indiana	\$0.00	\$0.00	\$0.00	\$0.00	\$870,010.94	\$19,140.24	\$0.00	\$0.00	\$178,143.95	\$3,562.87	\$0.00	\$0.00
1, 2, & 3Q's 2018-Submitted	Iowa	\$0.00	\$0.00	\$1,048,077.63	\$20,961.55	\$1,048,077.63	\$20,961.55	\$0.00	\$0.00	\$1,851,584.55	\$37,031.68	\$0.00	\$0.00
4Q 2018-Submitted	Iowa	\$0.00	\$0.00	\$219,403.45	\$4,388.07	\$219,403.45	\$4,388.07	\$0.00	\$0.00	\$227,890.33	\$4,557.81	\$0.00	\$0.00
1, 2, & 3Q's 2018-Submitted	Kansas	\$0.00	\$0.00	\$756,480.26	\$15,129.16	\$0.00	\$0.00	\$0.00	\$0.00	\$1,869.25	\$20.50	\$0.00	\$0.00
4Q 2018-Submitted	Kansas	\$0.00	\$0.00	\$899,811.91	\$17,996.24	\$0.00	\$0.00	\$0.00	\$0.00	\$708.57	\$14.17	\$0.00	\$0.00
1, 2, & 3Q's 2018-Submitted	Kentucky	\$0.00	\$0.00	\$0.00	\$0.00	\$2,532,494.50	\$50,649.89	\$0.00	\$0.00	\$410,519.50	\$8,210.39	\$0.00	\$0.00
4Q 2018-Submitted	Kentucky	\$0.00	\$0.00	\$0.00	\$0.00	\$625,005.57	\$12,500.11	\$0.00	\$0.00	\$44,282.17	\$885.64	\$0.00	\$0.00
1, 2, & 3Q's 2018-Submitted	Massachusetts	\$0.00	\$0.00	\$0.00	\$0.00	\$141,024.18	\$2,820.48	\$0.00	\$0.00	\$0.00	\$0.00	\$0.00	\$0.00
4Q 2018-Submitted	Massachusetts	\$0.00	\$0.00	\$0.00	\$0.00	\$39,226.69	\$784.55	\$0.00	\$0.00	\$0.00	\$0.00	\$0.00	\$0.00
1, 2, & 3Q's 2018-Submitted	Michigan	\$0.00	\$0.00	\$0.00	\$0.00	\$0.00	\$0.00	\$25,899.13	\$517.98	\$0.00	\$0.00	\$0.00	\$0.00
4Q 2018-Submitted	Michigan	\$0.00	\$0.00	\$0.00	\$0.00	\$0.00	\$0.00	\$814.29	\$16.29	\$0.00	\$0.00	\$0.00	\$0.00
1, 2, & 3Q's 2018-Submitted	Minnesota	\$0.00	\$0.00	\$0.00	\$0.00	\$0.00	\$0.00	\$0.00	\$0.00	\$1,846,511.41	\$36,930.31	\$0.00	\$0.00
4Q 2018-Submitted	Minnesota	\$0.00	\$0.00	\$0.00	\$0.00	\$0.00	\$0.00	\$0.00	\$0.00	\$324,974.79	\$6,499.51	\$0.00	\$0.00
1, 2, & 3Q's 2018-Submitted	Missouri	\$0.00	\$0.00	\$508,845.50	\$10,176.91	\$0.00	\$0.00	\$0.00	\$0.00	\$642,332.05	\$12,846.64	\$0.00	\$0.00
4Q 2018-Submitted	Missouri	\$0.00	\$0.00	\$365,386.50	\$7,307.73	\$0.00	\$0.00	\$0.00	\$0.00	\$799,305.87	\$16,032.30	\$0.00	\$0.00
1, 2, & 3Q's 2018-Submitted	Montana	\$0.00	\$0.00	\$341,644.02	\$6,832.88	\$0.00	\$0.00	\$0.00	\$0.00	\$287,294.20	\$5,745.88	\$0.00	\$0.00
4Q 2018-Submitted	Montana	\$0.00	\$0.00	\$320,644.07	\$6,412.88	\$0.00	\$0.00	\$0.00	\$0.00	\$176,080.42	\$3,521.61	\$0.00	\$0.00
1, 2, & 3Q's 2018-Submitted	Nebraska	\$0.00	\$0.00	\$204,851.29	\$4,097.03	\$0.00	\$0.00	\$0.00	\$0.00	\$856,310.02	\$17,126.20	\$0.00	\$0.00
4Q 2018-Submitted	Nebraska	\$0.00	\$0.00	\$70,153.69	\$1,403.07	\$0.00	\$0.00	\$0.00	\$0.00	\$57,882.20	\$1,157.64	\$0.00	\$0.00
1, 2, & 3Q's 2018-Submitted	New Jersey	\$0.00	\$0.00	\$0.00	\$0.00	\$0.00	\$0.00	\$0.00	\$0.00	\$0.00	\$0.00	\$0.00	\$0.00
4Q 2018-Submitted	New Jersey	\$0.00	\$0.00	\$0.00	\$0.00	\$0.00	\$0.00	\$0.00	\$0.00	\$0.00	\$0.00	\$0.00	\$0.00

<u>Response Status</u>	<u>State</u>	<u>Bid #015</u> CEIA, Sales	<u>Bid #015</u> CEIA, Fees Rcvd	<u>Bid #015</u> Quill Instructional, Sales	<u>Bid #015</u> Quill Instructional, Fees Rcvd	<u>Bid #015</u> Quill Office Sales	<u>Bid #015</u> Quill Office Fees Rcvd	<u>Bid #015</u> Quill Breakroom, Restroom, Safety Supplies, Sales	<u>Bid #015</u> Quill Breakroom, Restroom, Safety Supplies Fees Rcvd	<u>Bid #015</u> School Specialty Instructional, Sales	<u>Bid #015</u> School Specialty Instructional Fees Rcvd	<u>Bid #016</u> AstroTurf Sales	<u>Bid #016</u> AstroTurf Fees Rcvd	
1, 2, & 3Q's 2018-Submitted	New Mexico	\$0.00	\$0.00	\$0.00	\$0.00	\$1,423,732.00	\$28,475.00	\$0.00	\$0.00	\$960,888.00	\$19,218.00	\$0.00	\$0.00	
4Q 2018-Submitted	New Mexico	\$0.00	\$0.00	\$0.00	\$0.00	\$478,452.50	\$9,569.05	\$0.00	\$0.00	\$336,181.00	\$6,723.62	\$0.00	\$0.00	
1, 2, & 3Q's 2018-Submitted	North Dakota	\$0.00	\$0.00	\$0.00	\$0.00	\$0.00	\$0.00	\$0.00	\$0.00	\$836,682.81	\$16,733.66	\$0.00	\$0.00	
4Q 2018-Submitted	North Dakota	\$0.00	\$0.00	\$0.00	\$0.00	\$0.00	\$0.00	\$0.00	\$0.00	\$81,520.07	\$1,630.40	\$0.00	\$0.00	
1, 2, & 3Q's 2018-Submitted	Ohio	\$0.00	\$0.00	\$2,399,857.54	\$47,797.15	\$0.00	\$0.00	\$0.00	\$0.00	\$5,228,373.99	\$104,567.47	\$0.00	\$0.00	
4Q 2018-Submitted	Ohio	\$0.00	\$0.00	\$594,348.01	\$11,886.96	\$0.00	\$0.00	\$0.00	\$0.00	\$911,262.36	\$18,225.25	\$0.00	\$0.00	
1, 2, & 3Q's 2018-Submitted	Oregon	\$0.00	\$0.00	\$0.00	\$0.00	\$482,701.95	\$9,654.04	\$0.00	\$0.00	\$63,808.83	\$1,276.18	\$0.00	\$0.00	
4Q 2018-Submitted	Oregon	\$0.00	\$0.00	\$0.00	\$0.00	\$136,521.47	\$2,730.43	\$0.00	\$0.00	\$0.00	\$0.00	\$0.00	\$0.00	
1, 2, & 3Q's 2018-Submitted	Pennsylvania	\$0.00	\$0.00	\$0.00	\$0.00	\$1,636,402.63	\$32,728.06	\$0.00	\$0.00	\$1,390,372.04	\$27,807.52	\$0.00	\$0.00	
4Q 2018-Submitted	Pennsylvania	\$0.00	\$0.00	\$0.00	\$0.00	\$434,285.90	\$8,685.72	\$0.00	\$0.00	\$218,618.97	\$6,407.24	\$0.00	\$0.00	
1, 2, & 3Q's 2018-Submitted	Texas	\$0.00	\$0.00	\$0.00	\$0.00	\$1,791,974.45	\$35,839.49	\$0.00	\$0.00	\$204,948.53	\$4,098.97	\$0.00	\$0.00	
4Q 2018-Submitted	Texas	\$0.00	\$0.00	\$0.00	\$0.00	\$371,406.00	\$7,428.00	\$0.00	\$0.00	\$44,344.00	\$886.00	\$0.00	\$0.00	
1, 2, & 3Q's 2018-Submitted	Virginia	\$0.00	\$0.00	\$1,243,716.20	\$24,874.32	\$0.00	\$0.00	\$0.00	\$0.00	\$192,030.21	\$3,840.59	\$0.00	\$0.00	
4Q 2018-Submitted	Virginia	\$0.00	\$0.00	\$0.00	\$0.00	\$303,695.83	\$6,073.92	\$0.00	\$0.00	\$78,834.75	\$1,576.69	\$0.00	\$0.00	
1, 2, & 3Q's 2018-Submitted	Washington	\$0.00	\$0.00	\$0.00	\$0.00	\$0.00	\$0.00	\$0.00	\$0.00	\$0.00	\$0.00	\$0.00	\$0.00	
4Q 2018-Submitted	Washington	\$0.00	\$0.00	\$0.00	\$0.00	\$0.00	\$0.00	\$0.00	\$0.00	\$0.00	\$0.00	\$0.00	\$0.00	
1, 2, & 3Q's 2018-Submitted	West Virginia	\$0.00	\$0.00	\$1,457,672.23	\$29,153.44	\$0.00	\$0.00	\$0.00	\$0.00	\$827,710.01	\$16,554.23	\$0.00	\$0.00	
4Q 2018-Submitted	West Virginia	\$0.00	\$0.00	\$449,460.00	\$8,989.20	\$0.00	\$0.00	\$0.00	\$0.00	\$263,787.48	\$5,275.78	\$0.00	\$0.00	
1, 2, & 3Q's 2018-Submitted	Wisconsin	\$0.00	\$0.00	\$1,008,224.80	\$20,164.49	\$0.00	\$0.00	\$0.00	\$0.00	\$585,997.21	\$20,514.78	\$0.00	\$0.00	
4Q 2018-Submitted	Wisconsin	\$0.00	\$0.00	\$0.00	\$0.00	\$0.00	\$0.00	\$0.00	\$0.00	\$146,573.82	\$29.31	\$0.00	\$0.00	
1, 2, & 3Q's 2018-Submitted	Wyoming	\$0.00	\$0.00	\$0.00	\$0.00	\$461,896.98	\$9,237.94	\$0.00	\$0.00	\$131,311.52	\$2,626.23	\$0.00	\$0.00	
4Q 2018-Submitted	Wyoming	\$0.00	\$0.00	\$0.00	\$0.00	\$88,881.95	\$1,777.64	\$0.00	\$0.00	\$19,627.81	\$372.56	\$0.00	\$0.00	
<u>Response Status</u>	<u>State</u>	<u>Bid #015</u> CEIA, Sales	<u>Bid #015</u> CEIA, Fees Rcvd	<u>Bid #015</u> Quill Instructional, Sales	<u>Bid #015</u> Quill Instructional, Fees Rcvd	<u>Bid #015</u> Quill Office Sales	<u>Bid #015</u> Quill Office Fees Rcvd	<u>Bid #015</u> Quill Breakroom, Restroom, Safety Supplies, Sales	<u>Bid #015</u> Quill Breakroom, Restroom, Safety Supplies Fees Rcvd	<u>Bid #015</u> School Specialty Instructional, Sales	<u>Bid #015</u> School Specialty Instructional Fees Rcvd	<u>Bid #016</u> AstroTurf Sales	<u>Bid #016</u> AstroTurf Fees Rcvd	
Total 2018 Sales		\$0.00		\$16,937,227.73		\$17,278,154.28		\$26,713.42		\$21,548,382.76		\$1,305,000.00		
Total 2018 Admin Fees			\$0.00		\$338,544.09		\$342,430.69		\$534.27		\$439,659.30		\$26,100.00	
Totals By Bids		<u>Bid #015</u>											<u>Bid #016</u>	
Total 2018 Sales		\$55,790,478.19											\$95,725,651.90	
Total 2018 Admin Fees		\$1,121,168.35											\$1,695,368.53	

AEPA Member Sales & Fees 2018
Report March 18, 2019 (2018 Report)

<u>Response Status</u>	<u>State</u>	<u>Bid #016</u> Daktronics Sales	<u>Bid #016</u> Daktronics Fees Rev'd	<u>Bid #016</u> Field Turf - Turf Sales	<u>Bid #016</u> Field Turf - Turf Fees Rev'd	<u>Bid #016</u> Field Turf - Tracks, Sales	<u>Bid #016</u> Field Turf - Tracks Fees Rev'd	<u>Bid #016</u> Hellas Construction - Turf, Sales	<u>Bid #016</u> Hellas Construction - Turf Fees Rev'd	<u>Bid #016</u> Hellas Construction - Tracks, Sales	<u>Bid #016</u> Hellas Construction - Tracks, Fees Rev'd	<u>Bid #016</u> Mackin Sales	<u>Bid #016</u> Mackin Fees Rev'd
1, 2, & 3Q's 2018-Submitted	California	\$261,199.00	\$5,223.98	\$0.00	\$0.00	\$0.00	\$0.00	\$0.00	\$0.00	\$0.00	\$0.00	\$0.00	\$61.53
4Q 2018-Submitted	California	\$300,127.00	\$6,002.54	\$0.00	\$0.00	\$0.00	\$0.00	\$0.00	\$0.00	\$0.00	\$0.00	\$3,076.70	\$128.63
1, 2, & 3Q's 2018-Submitted	Colorado	\$939,237.00	\$18,784.74	\$762,024.69	\$15,240.49	\$9,413.98	\$188.28	\$0.00	\$0.00	\$0.00	\$0.00	\$27,849.88	\$557.00
4Q 2018-Submitted	Colorado	\$81,066.00	\$1,621.32	\$667,660.00	\$13,353.20	\$644,928.38	\$12,898.57	\$0.00	\$0.00	\$0.00	\$0.00	\$0.00	\$0.00
1, 2, & 3Q's 2018-Submitted	Connecticut	\$0.00	\$0.00	\$1,797,087.79	\$35,941.76	\$95,223.15	\$1,904.46	\$0.00	\$0.00	\$0.00	\$0.00	\$0.00	\$0.00
4Q 2018-Submitted	Connecticut	\$0.00	\$0.00	\$542,000.00	\$10,840.00	\$0.00	\$0.00	\$0.00	\$0.00	\$0.00	\$0.00	\$0.00	\$0.00
4Q 2018-Submitted	Florida	\$0.00	\$0.00	\$0.00	\$0.00	\$0.00	\$0.00	\$0.00	\$0.00	\$0.00	\$0.00	\$4,198.27	\$83.96
4Q 2018-Submitted	Florida	\$0.00	\$0.00	\$0.00	\$0.00	\$0.00	\$0.00	\$0.00	\$0.00	\$0.00	\$0.00	\$1,328.67	\$24.86
1, 2, & 3Q's 2018-Submitted	Illinois	\$0.00	\$0.00	\$0.00	\$0.00	\$0.00	\$0.00	\$0.00	\$0.00	\$0.00	\$0.00	\$0.00	\$0.00
4Q 2018-Submitted	Illinois	\$0.00	\$0.00	\$0.00	\$0.00	\$0.00	\$0.00	\$0.00	\$0.00	\$0.00	\$0.00	\$0.00	\$0.00
1, 2, & 3Q's 2018-Submitted	Indiana	\$0.00	\$0.00	\$0.00	\$0.00	\$0.00	\$0.00	\$0.00	\$0.00	\$0.00	\$0.00	\$21,825.21	\$480.15
4Q 2018-Submitted	Indiana	\$0.00	\$0.00	\$0.00	\$0.00	\$0.00	\$0.00	\$0.00	\$0.00	\$0.00	\$0.00	\$7,970.77	\$175.36
1, 2, & 3Q's 2018-Submitted	Iowa	\$1,125,025.00	\$22,500.50	\$0.00	\$0.00	\$0.00	\$0.00	\$0.00	\$0.00	\$0.00	\$0.00	\$145,697.40	\$2,913.95
4Q 2018-Submitted	Iowa	\$0.00	\$0.00	\$0.00	\$0.00	\$0.00	\$0.00	\$0.00	\$0.00	\$0.00	\$0.00	\$41,542.22	\$830.84
1, 2, & 3Q's 2018-Submitted	Kansas	\$270,656.00	\$5,413.12	\$0.00	\$0.00	\$0.00	\$0.00	\$2,721,473.00	\$54,429.46	\$0.00	\$0.00	\$29,972.64	\$599.46
4Q 2018-Submitted	Kansas	\$138,308.00	\$2,766.16	\$0.00	\$0.00	\$212,509.00	\$4,250.18	\$4,653,059.00	\$46,530.59	\$768,682.00	\$15,373.64	\$17,343.09	\$346.86
1, 2, & 3Q's 2018-Submitted	Kentucky	\$25,116.00	\$502.32	\$0.00	\$0.00	\$0.00	\$0.00	\$0.00	\$0.00	\$0.00	\$0.00	\$0.00	\$0.00
4Q 2018-Submitted	Kentucky	\$45,379.00	\$907.58	\$0.00	\$0.00	\$0.00	\$0.00	\$0.00	\$0.00	\$0.00	\$0.00	\$0.00	\$0.00
1, 2, & 3Q's 2018-Submitted	Massachusetts	\$0.00	\$0.00	\$0.00	\$0.00	\$0.00	\$0.00	\$0.00	\$0.00	\$0.00	\$0.00	\$1,741.17	\$34.82
4Q 2018-Submitted	Massachusetts	\$0.00	\$0.00	\$0.00	\$0.00	\$0.00	\$0.00	\$0.00	\$0.00	\$0.00	\$0.00	\$0.00	\$0.00
1, 2, & 3Q's 2018-Submitted	Michigan	\$36,452.00	\$729.04	\$0.00	\$0.00	\$0.00	\$0.00	\$0.00	\$0.00	\$0.00	\$0.00	\$60,187.95	\$1,203.76
4Q 2018-Submitted	Michigan	\$0.00	\$0.00	\$0.00	\$0.00	\$0.00	\$0.00	\$0.00	\$0.00	\$0.00	\$0.00	\$0.00	\$0.00
1, 2, & 3Q's 2018-Submitted	Minnesota	\$930,879.02	\$18,617.58	\$543,287.89	\$10,865.76	\$0.00	\$0.00	\$0.00	\$0.00	\$0.00	\$0.00	\$346,922.84	\$6,938.45
4Q 2018-Submitted	Minnesota	\$453,893.00	\$9,077.86	\$416,390.01	\$8,327.80	\$0.00	\$0.00	\$0.00	\$0.00	\$0.00	\$0.00	\$21,033.61	\$420.67
1, 2, & 3Q's 2018-Submitted	Missouri	\$571,223.00	\$11,424.46	\$0.00	\$0.00	\$0.00	\$0.00	\$0.00	\$0.00	\$0.00	\$0.00	\$164,939.07	\$3,298.78
4Q 2018-Submitted	Missouri	\$0.00	\$0.00	\$0.00	\$0.00	\$0.00	\$0.00	\$0.00	\$0.00	\$0.00	\$0.00	\$0.00	\$0.00
1, 2, & 3Q's 2018-Submitted	Montana	\$150,257.00	\$3,005.14	\$0.00	\$0.00	\$512,491.74	\$10,249.83	\$0.00	\$0.00	\$0.00	\$0.00	\$0.00	\$0.00
4Q 2018-Submitted	Montana	\$288,953.00	\$5,779.06	\$0.00	\$0.00	\$0.00	\$0.00	\$0.00	\$0.00	\$0.00	\$0.00	\$0.00	\$0.00
1, 2, & 3Q's 2018-Submitted	Nebraska	\$384,605.00	\$7,692.10	\$0.00	\$0.00	\$0.00	\$0.00	\$0.00	\$0.00	\$0.00	\$0.00	\$14,663.28	\$293.26
4Q 2018-Submitted	Nebraska	\$0.00	\$0.00	\$0.00	\$0.00	\$0.00	\$0.00	\$0.00	\$0.00	\$0.00	\$0.00	\$3,417.30	\$68.35
1, 2, & 3Q's 2018-Submitted	New Jersey	\$207,806.00	\$4,156.12	\$451,244.83	\$9,024.90	\$171,535.01	\$3,430.70	\$0.00	\$0.00	\$0.00	\$0.00	\$7,290.51	\$145.81
4Q 2018-Submitted	New Jersey	\$33,320.00	\$666.40	\$0.00	\$0.00	\$0.00	\$0.00	\$0.00	\$0.00	\$0.00	\$0.00	\$588.68	\$11.77

<u>Response Status</u>	<u>State</u>	<u>Bid #016</u> Daktronics Sales	<u>Bid #016</u> Daktronics Fees Rcvd	<u>Bid #016</u> Field Turf - Turf Sales	<u>Bid #016</u> Field Turf - Turf Fees Rcvd	<u>Bid #016</u> Field Turf - Tracks, Sales	<u>Bid #016</u> Field Turf - Tracks Fees Rcvd	<u>Bid #016</u> Hellas Construction - Turf, Sales	<u>Bid #016</u> Hellas Construction - Turf Fees Rcvd	<u>Bid #016</u> Hellas Construction - Tracks, Sales	<u>Bid #016</u> Hellas Construction - Tracks, Fees Rcvd	<u>Bid #016</u> Mackin Sales	<u>Bid #016</u> Mackin Fees Rcvd
1, 2, & 3Q's 2018-Submitted	New Mexico	\$144,559.00	\$2,891.00	\$0.00	\$0.00	\$48,220.00	\$964.00	\$1,104,621.00	\$22,092.00	\$0.00	\$0.00	\$14,603.00	\$292.00
4Q 2018-Submitted	New Mexico	\$3,230.20	\$64.60	\$0.00	\$0.00	\$0.00	\$0.00	\$0.00	\$0.00	\$0.00	\$0.00	\$0.00	\$0.00
1, 2, & 3Q's 2018-Submitted	North Dakota	\$94,507.00	\$1,890.14	\$535,179.98	\$10,703.60	\$0.00	\$0.00	\$0.00	\$0.00	\$0.00	\$0.00	\$605.01	\$12.10
4Q 2018-Submitted	North Dakota	\$0.00	\$0.00	\$0.00	\$0.00	\$0.00	\$0.00	\$0.00	\$0.00	\$0.00	\$0.00	\$0.00	\$0.00
1, 2, & 3Q's 2018-Submitted	Ohio	\$82,403.00	\$1,648.06	\$0.00	\$0.00	\$743,231.05	\$14,864.62	\$0.00	\$0.00	\$0.00	\$0.00	\$10,382.14	\$207.65
4Q 2018-Submitted	Ohio	\$575,044.00	\$11,500.88	\$0.00	\$0.00	\$0.00	\$0.00	\$0.00	\$0.00	\$0.00	\$0.00	\$8,618.06	\$172.36
1, 2, & 3Q's 2018-Submitted	Oregon	\$266,730.00	\$5,334.60	\$1,817,859.73	\$36,357.19	\$1,343,527.82	\$26,870.56	\$1,856,359.18	\$33,026.38	\$0.00	\$0.00	\$9,127.17	\$182.54
4Q 2018-Submitted	Oregon	\$79,300.00	\$1,586.00	\$1,166,067.14	\$23,321.34	\$2,524,158.89	\$50,483.18	\$0.00	\$0.00	\$0.00	\$0.00	\$10,308.04	\$206.16
1, 2, & 3Q's 2018-Submitted	Pennsylvania	\$734,887.00	\$14,697.74	\$0.00	\$0.00	\$0.00	\$0.00	\$0.00	\$0.00	\$0.00	\$0.00	\$10,769.89	\$215.93
4Q 2018-Submitted	Pennsylvania	\$981,079.88	\$19,621.60	\$0.00	\$0.00	\$0.00	\$0.00	\$0.00	\$0.00	\$0.00	\$0.00	\$3,401.78	\$68.03
1, 2, & 3Q's 2018-Submitted	Texas	\$8,665.00	\$173.30	\$0.00	\$0.00	\$0.00	\$0.00	\$3,476,208.00	\$34,591.51	\$19,675.00	\$196.75	\$207.00	\$4.14
4Q 2018-Submitted	Texas	\$17,225.00	\$344.00	\$0.00	\$0.00	\$0.00	\$0.00	\$1,818,949.00	\$18,189.00	\$0.00	\$0.00	\$0.00	\$0.00
1, 2, & 3Q's 2018-Submitted	Virginia	\$223,908.00	\$4,478.16	\$5,045,513.71	\$0.00	\$256,725.00	\$0.00	\$0.00	\$0.00	\$0.00	\$0.00	\$2,035.81	\$40.71
4Q 2018-Submitted	Virginia	\$29,965.00	\$599.30	\$823,481.59	\$0.00	\$851,665.83	\$17,033.32	\$220,205.00	\$4,404.10	\$0.00	\$0.00	\$317.35	\$6.35
1, 2, & 3Q's 2018-Submitted	Washington	\$1,643,726.94	\$32,874.53	\$7,308,069.21	\$146,161.38	\$0.00	\$0.00	\$1,306,863.29	\$26,137.27	\$0.00	\$0.00	\$0.00	\$0.00
4Q 2018-Submitted	Washington	\$352,092.47	\$7,041.85	\$3,510,935.51	\$70,218.71	\$0.00	\$0.00	\$1,981,508.25	\$39,630.17	\$0.00	\$0.00	\$5,707.00	\$114.14
1, 2, & 3Q's 2018-Submitted	West Virginia	\$16,476.00	\$329.52	\$1,462,351.93	\$29,247.04	\$0.00	\$0.00	\$0.00	\$0.00	\$0.00	\$0.00	\$0.00	\$0.00
4Q 2018-Submitted	West Virginia	\$585,225.00	\$11,704.50	\$728,104.15	\$14,562.08	\$0.00	\$0.00	\$0.00	\$0.00	\$0.00	\$0.00	\$0.00	\$0.00
1, 2, & 3Q's 2018-Submitted	Wisconsin	\$0.00	\$0.00	\$0.00	\$0.00	\$0.00	\$0.00	\$0.00	\$0.00	\$0.00	\$0.00	\$0.00	\$0.00
4Q 2018-Submitted	Wisconsin	\$0.00	\$0.00	\$0.00	\$0.00	\$0.00	\$0.00	\$0.00	\$0.00	\$0.00	\$0.00	\$0.00	\$0.00
1, 2, & 3Q's 2018-Submitted	Wyoming	\$178,936.00	\$3,578.72	\$0.00	\$0.00	\$0.00	\$0.00	\$928,598.00	\$18,571.96	\$33,146.00	\$662.92	\$11,933.94	\$238.68
4Q 2018-Submitted	Wyoming	\$16,419.00	\$328.38	\$0.00	\$0.00	\$0.00	\$0.00	\$0.00	\$0.00	\$0.00	\$0.00	\$5,201.66	\$104.03
<u>Response Status</u>	<u>State</u>	<u>Bid #016</u> Daktronics Sales	<u>Bid #016</u> Daktronics Fees Rcvd	<u>Bid #016</u> Field Turf - Turf Sales	<u>Bid #016</u> Field Turf - Turf Fees Rcvd	<u>Bid #016</u> Field Turf - Tracks, Sales	<u>Bid #016</u> Field Turf - Tracks Fees Rcvd	<u>Bid #016</u> Hellas Construction - Turf, Sales	<u>Bid #016</u> Hellas Construction - Turf Fees Rcvd	<u>Bid #016</u> Hellas Construction - Tracks, Sales	<u>Bid #016</u> Hellas Construction - Tracks, Fees Rcvd	<u>Bid #016</u> Mackin Sales	<u>Bid #016</u> Mackin Fees Rcvd
Total 2018 Sales		\$12,277,879.51		\$27,577,258.16		\$7,413,629.85		\$20,067,843.72		\$821,503.00		\$1,021,238.78	
Total 2018 Admin Fees			\$245,556.90		\$434,165.25		\$143,137.70		\$297,602.44		\$16,233.31		\$20,483.09
Totals By Bids													
Total 2018 Sales													
Total 2018 Admin Fees													

AEPA Member Sales & Fees 2018
Report March 18, 2019 (2018 Report)

<u>Response Status</u>	<u>State</u>	<u>Bid #016</u> Motz Group, Sales	<u>Bid #016</u> Motz Group, Fees Rcvd	<u>Bid #016</u> SchoolDude/Dude Solutions Sales	<u>Bid #016</u> SchoolDude/Dude Solutions, Fees Rcvd	<u>Bid #016</u> Shaw Sport Turf, Sales	<u>Bid #016</u> Shaw Sport Turf, Fees Rcvd	<u>Bid #017</u> Konica Minolta Sales	<u>Bid #017</u> Konica Minolta Fees Rcvd	<u>Bid #017</u> Kyocera Mita Sales	<u>Bid #017</u> Kyocera Mita Fees Rcvd	<u>Bid #017</u> Progressive Services Sales	<u>Bid #017</u> Progressive Services Fees Rcvd
1, 2, & 3Q's 2018-Submitted	California	\$0.00	\$0.00	\$2,568,287.80	\$51,367.77	\$0.00	\$0.00	\$2,050,942.45	\$56,998.85	\$37,258.20	\$7,451.64	\$0.00	\$0.00
4Q 2018-Submitted	California	\$0.00	\$0.00	\$368,194.93	\$7,363.90	\$0.00	\$0.00	\$662,595.11	\$13,251.90	\$36,726.00	\$734.52	\$0.00	\$0.00
1, 2, & 3Q's 2018-Submitted	Colorado	\$0.00	\$0.00	\$427,914.61	\$1,189.08	\$0.00	\$0.00	\$247,026.25	\$4,940.52	\$19,441.00	\$0.00	\$0.00	\$0.00
4Q 2018-Submitted	Colorado	\$0.00	\$0.00	\$0.00	\$5,996.67	\$380,500.00	\$7,610.00	\$3,707.81	\$74.16	\$3,204.00	\$452.90	\$0.00	\$0.00
1, 2, & 3Q's 2018-Submitted	Connecticut	\$0.00	\$0.00	\$0.00	\$0.00	\$0.00	\$0.00	\$1,738,735.97	\$34,774.72	\$0.00	\$0.00	\$0.00	\$0.00
4Q 2018-Submitted	Connecticut	\$0.00	\$0.00	\$33,276.55	\$677.02	\$0.00	\$0.00	\$353,908.81	\$7,078.18	\$3,684.00	\$77.28	\$0.00	\$0.00
4Q 2018-Submitted	Florida	\$0.00	\$0.00	\$20,303.47	\$406.07	\$0.00	\$0.00	\$0.00	\$0.00	\$19,308.00	\$386.16	\$0.00	\$0.00
4Q 2018-Submitted	Florida	\$0.00	\$0.00	\$58,652.30	\$1,173.05	\$0.00	\$0.00	\$0.00	\$0.00	\$10,153.00	\$203.06	\$0.00	\$0.00
1, 2, & 3Q's 2018-Submitted	Illinois	\$0.00	\$0.00	\$0.00	\$0.00	\$0.00	\$0.00	\$0.00	\$0.00	\$0.00	\$0.00	\$0.00	\$0.00
4Q 2018-Submitted	Illinois	\$0.00	\$0.00	\$0.00	\$0.00	\$0.00	\$0.00	\$0.00	\$0.00	\$0.00	\$0.00	\$0.00	\$0.00
1, 2, & 3Q's 2018-Submitted	Indiana	\$1,956,127.00	\$43,034.79	\$402,069.12	\$10,858.53	\$0.00	\$0.00	\$1,137,355.54	\$26,035.91	\$1,081.00	\$34.59	\$0.00	\$0.00
4Q 2018-Submitted	Indiana	\$1,956,127.00	\$43,034.80	\$144,500.11	\$3,179.00	\$0.00	\$0.00	\$354,946.13	\$8,060.08	\$0.00	\$0.00	\$0.00	\$0.00
1, 2, & 3Q's 2018-Submitted	Iowa	\$0.00	\$0.00	\$354,087.97	\$7,081.77	\$0.00	\$0.00	\$68,283.94	\$1,365.67	\$154,942.00	\$3,098.84	\$0.00	\$0.00
4Q 2018-Submitted	Iowa	\$0.00	\$0.00	\$35,825.02	\$716.50	\$0.00	\$0.00	\$18,502.14	\$370.04	\$52,625.00	\$1,052.50	\$0.00	\$0.00
1, 2, & 3Q's 2018-Submitted	Kansas	\$0.00	\$0.00	\$90,872.49	\$1,817.45	\$1,146,868.00	\$22,937.36	\$1,295,605.10	\$25,912.10	\$179,279.00	\$3,585.58	\$22,505.00	\$450.10
4Q 2018-Submitted	Kansas	\$0.00	\$0.00	\$145,516.77	\$2,910.31	\$41,176.40	\$823.53	\$625,783.22	\$12,515.66	\$306,293.00	\$6,125.86	\$0.00	\$0.00
1, 2, & 3Q's 2018-Submitted	Kentucky	\$204,809.00	\$4,096.18	\$175,490.00	\$3,509.80	\$0.00	\$0.00	\$2,022,061.00	\$40,441.22	\$370,550.00	\$7,411.00	\$0.00	\$0.00
4Q 2018-Submitted	Kentucky	\$0.00	\$0.00	\$31,927.58	\$638.55	\$0.00	\$0.00	\$569,489.13	\$23,813.00	\$9,424.00	\$188.48	\$0.00	\$0.00
1, 2, & 3Q's 2018-Submitted	Massachusetts	\$0.00	\$0.00	\$0.00	\$0.00	\$0.00	\$0.00	\$1,770,720.24	\$35,414.41	\$0.00	\$0.00	\$0.00	\$0.00
4Q 2018-Submitted	Massachusetts	\$0.00	\$0.00	\$0.00	\$0.00	\$0.00	\$0.00	\$374,619.46	\$7,492.39	\$0.00	\$0.00	\$0.00	\$0.00
1, 2, & 3Q's 2018-Submitted	Michigan	\$0.00	\$0.00	\$0.00	\$0.00	\$0.00	\$0.00	\$580,868.66	\$11,617.37	\$9,492.00	\$189.84	\$0.00	\$0.00
4Q 2018-Submitted	Michigan	\$0.00	\$0.00	\$0.00	\$0.00	\$0.00	\$0.00	\$119,583.93	\$2,391.68	\$11,849.00	\$236.98	\$0.00	\$0.00
1, 2, & 3Q's 2018-Submitted	Minnesota	\$0.00	\$0.00	\$0.00	\$0.00	\$0.00	\$0.00	\$942,570.86	\$18,851.42	\$47,531.41	\$950.63	\$0.00	\$0.00
4Q 2018-Submitted	Minnesota	\$0.00	\$0.00	\$0.00	\$0.00	\$0.00	\$0.00	\$183,031.99	\$3,660.64	\$30,983.00	\$619.66	\$0.00	\$0.00
1, 2, & 3Q's 2018-Submitted	Missouri	\$0.00	\$0.00	\$278,462.28	\$5,569.25	\$0.00	\$0.00	\$1,517,477.07	\$30,349.54	\$98,611.36	\$1,972.23	\$0.00	\$0.00
4Q 2018-Submitted	Missouri	\$0.00	\$0.00	\$395,484.00	\$7,909.68	\$0.00	\$0.00	\$0.00	\$0.00	\$105,777.00	\$4,087.77	\$0.00	\$0.00
1, 2, & 3Q's 2018-Submitted	Montana	\$0.00	\$0.00	\$2,191.50	\$43.83	\$0.00	\$0.00	\$469,925.54	\$9,398.51	\$0.00	\$0.00	\$0.00	\$0.00
4Q 2018-Submitted	Montana	\$0.00	\$0.00	\$8,581.47	\$171.63	\$0.00	\$0.00	\$476,712.16	\$9,534.24	\$0.00	\$0.00	\$295,940.29	\$5,918.81
1, 2, & 3Q's 2018-Submitted	Nebraska	\$0.00	\$0.00	\$91,984.02	\$1,839.68	\$0.00	\$0.00	\$16,079.96	\$321.60	\$992.00	\$19.84	\$0.00	\$0.00
4Q 2018-Submitted	Nebraska	\$0.00	\$0.00	\$35,029.46	\$700.59	\$0.00	\$0.00	\$1,721.00	\$34.42	\$0.00	\$0.00	\$0.00	\$0.00
1, 2, & 3Q's 2018-Submitted	New Jersey	\$0.00	\$0.00	\$208,797.14	\$4,175.94	\$2,474,055.22	\$49,481.10	\$507,018.09	\$10,140.36	\$5,175.00	\$103.50	\$0.00	\$0.00
4Q 2018-Submitted	New Jersey	\$0.00	\$0.00	\$0.00	\$0.00	\$2,056,655.31	\$41,133.11	\$48,467.95	\$969.36	\$0.00	\$0.00	\$0.00	\$0.00

<u>Response Status</u>	<u>State</u>	<u>Bid #016</u> Motz Group, Sales	<u>Bid #016</u> Motz Group, Fees Rcvd	<u>Bid #016</u> SchoolDude/Dude Solutions Sales	<u>Bid #016</u> SchoolDude/Dude Solutions, Fees Rcvd	<u>Bid #016</u> Shaw Sport Turf, Sales	<u>Bid #016</u> Shaw Sport Turf, Fees Rcvd	<u>Bid #017</u> Konica Minolta Sales	<u>Bid #017</u> Konica Minolta Fees Rcvd	<u>Bid #017</u> Kyocera Mita Sales	<u>Bid #017</u> Kyocera Mita Fees Rcvd	<u>Bid #017</u> Progressive Services Sales	<u>Bid #017</u> Progressive Services Fees Rcvd
1, 2, & 3Q's 2018-Submitted	New Mexico	\$0.00	\$0.00	\$743,940.00	\$14,879.00	\$0.00	\$0.00	\$279,486.00	\$5,590.00	\$18,767.00	\$375.00	\$688,616.00	\$13,772.00
4Q 2018-Submitted	New Mexico	\$0.00	\$0.00	\$68,215.79	\$1,364.32	\$0.00	\$0.00	\$42,516.35	\$850.33	\$0.00	\$0.00	\$347,630.12	\$6,952.60
1, 2, & 3Q's 2018-Submitted	North Dakota	\$0.00	\$0.00	\$16,174.23	\$323.49	\$0.00	\$0.00	\$118,751.74	\$2,375.04	\$149,939.00	\$2,998.78	\$0.00	\$0.00
4Q 2018-Submitted	North Dakota	\$0.00	\$0.00	\$0.00	\$0.00	\$0.00	\$0.00	\$11,420.05	\$228.40	\$56,909.00	\$1,138.18	\$0.00	\$0.00
1, 2, & 3Q's 2018-Submitted	Ohio	\$2,533,359.00	\$50,667.18	\$664,569.89	\$13,291.40	\$0.00	\$0.00	\$2,013,121.16	\$40,262.42	\$0.00	\$0.00	\$764,115.90	\$15,282.32
4Q 2018-Submitted	Ohio	\$731,839.00	\$14,636.78	\$75,883.83	\$1,517.68	\$0.00	\$0.00	\$910,777.53	\$18,215.55	\$0.00	\$0.00	\$0.00	\$0.00
1, 2, & 3Q's 2018-Submitted	Oregon	\$0.00	\$0.00	\$257,488.38	\$5,149.77	\$0.00	\$0.00	\$214,381.28	\$4,287.63	\$64,600.00	\$1,292.00	\$17,105.00	\$342.10
4Q 2018-Submitted	Oregon	\$0.00	\$0.00	\$4,868.92	\$97.38	\$0.00	\$0.00	\$43,328.00	\$866.56	\$8,035.14	\$160.70	\$0.00	\$0.00
1, 2, & 3Q's 2018-Submitted	Pennsylvania	\$0.00	\$0.00	\$1,197,210.98	\$22,248.36	\$0.00	\$0.00	\$4,006,812.04	\$80,136.30	\$24,437.00	\$488.74	\$0.00	\$0.00
4Q 2018-Submitted	Pennsylvania	\$0.00	\$0.00	\$147,084.87	\$2,670.58	\$0.00	\$0.00	\$858,240.59	\$17,164.82	\$0.00	\$0.00	\$0.00	\$0.00
1, 2, & 3Q's 2018-Submitted	Texas	\$0.00	\$0.00	\$0.00	\$0.00	\$0.00	\$0.00	\$420,215.97	\$8,404.32	\$0.00	\$0.00	\$0.00	\$0.00
4Q 2018-Submitted	Texas	\$0.00	\$0.00	\$0.00	\$0.00	\$0.00	\$0.00	\$180,645.00	\$3,612.00	\$0.00	\$0.00	\$0.00	\$0.00
1, 2, & 3Q's 2018-Submitted	Virginia	\$0.00	\$0.00	\$781,729.71	\$15,634.60	\$432,118.59	\$8,642.37	\$587,461.33	\$11,749.22	\$0.00	\$0.00	\$0.00	\$0.00
4Q 2018-Submitted	Virginia	\$0.00	\$0.00	\$91,424.95	\$1,828.50	\$117,500.00	\$2,350.00	\$172,649.27	\$3,452.99	\$0.00	\$0.00	\$182,577.00	\$3,651.54
1, 2, & 3Q's 2018-Submitted	Washington	\$0.00	\$0.00	\$696,704.50	\$13,934.09	\$0.00	\$0.00	\$1,333,078.00	\$26,661.56	\$0.00	\$0.00	\$5,441,230.00	\$108,824.00
4Q 2018-Submitted	Washington	\$0.00	\$0.00	\$416,290.50	\$8,325.81	\$0.00	\$0.00	\$261,007.50	\$5,220.14	\$0.00	\$0.00	\$1,211,937.73	\$24,238.75
1, 2, & 3Q's 2018-Submitted	West Virginia	\$0.00	\$0.00	\$26,853.43	\$169.94	\$0.00	\$0.00	\$160,473.04	\$3,209.46	\$0.00	\$0.00	\$337,388.54	\$6,747.77
4Q 2018-Submitted	West Virginia	\$0.00	\$0.00	\$0.00	\$0.00	\$0.00	\$0.00	\$73,123.82	\$1,462.48	\$0.00	\$0.00	\$0.00	\$0.00
1, 2, & 3Q's 2018-Submitted	Wisconsin	\$0.00	\$0.00	\$49,695.06	\$993.90	\$0.00	\$0.00	\$458,289.24	\$9,165.79	\$80,537.00	\$1,610.74	\$0.00	\$0.00
4Q 2018-Submitted	Wisconsin	\$0.00	\$0.00	\$868.00	\$43.49	\$0.00	\$0.00	\$18,691.00	\$1,813.84	\$991.00	\$19.94	\$0.00	\$0.00
1, 2, & 3Q's 2018-Submitted	Wyoming	\$0.00	\$0.00	\$86,888.82	\$1,737.78	\$0.00	\$0.00	\$18,291.16	\$182.91	\$0.00	\$0.00	\$782,581.00	\$15,651.62
4Q 2018-Submitted	Wyoming	\$0.00	\$0.00	\$6,823.91	\$136.48	\$0.00	\$0.00	\$0.00	\$0.00	\$0.00	\$0.00	\$0.00	\$0.00
<u>Response Status</u>	<u>State</u>	<u>Bid #016</u> Motz Group, Sales	<u>Bid #016</u> Motz Group, Fees Rcvd	<u>Bid #016</u> SchoolDude/Dude Solutions Sales	<u>Bid #016</u> SchoolDude/Dude Solutions, Fees Rcvd	<u>Bid #016</u> Shaw Sport Turf, Sales	<u>Bid #016</u> Shaw Sport Turf, Fees Rcvd	<u>Bid #017</u> Konica Minolta Sales	<u>Bid #017</u> Konica Minolta Fees Rcvd	<u>Bid #017</u> Kyocera Mita Sales	<u>Bid #017</u> Kyocera Mita Fees Rcvd	<u>Bid #017</u> Progressive Services Sales	<u>Bid #017</u> Progressive Services Fees Rcvd
Total 2018 Sales		\$7,382,261.00		\$11,210,164.36		\$6,648,873.52		\$30,340,499.58		\$1,918,594.11		\$10,091,626.58	
Total 2018 Admin Fees			\$155,469.73		\$223,642.64		\$132,977.47		\$640,719.71		\$47,066.94		\$201,831.61
Totals By Bids								Bid #017					
Total 2018 Sales								\$111,903,677.70					
Total 2018 Admin Fees								\$2,286,480.29					

AEPA Member Sales & Fees 2018
Report March 18, 2019 (2018 Report)

<u>Response Status</u>	<u>State</u>	<u>Bid #017</u> Sports Surfaces - Flooring, Sales	<u>Bid #017</u> Sports Surfaces - Flooring Fees Rcvd	<u>Bid #017</u> Techline Lighting Sales	<u>Bid #017</u> Techline Lighting Fees Rcvd	<u>Bid #017</u> WTI/Tremco Sales	<u>Bid #017</u> WTI/Tremco Fees Rcvd	<u>Bid #018</u> Biofit Engineered Products Sales	<u>Biofit</u> Engineered Products Fees Rcvd	<u>CDW-G Sales</u>	<u>CDW-G Fees</u> Rcvd	<u>Facility Solution</u> Group Sales	<u>Facility Solution</u> Group Fees Rcvd
1, 2, & 3Q's 2018-Submitted	California	\$0.00	\$0.00	\$0.00	\$0.00	\$16,801.20	\$336.02	\$0.00	\$0.00	\$67,795,604.06	\$1,122,153.21	\$0.00	\$0.00
4Q 2018-Submitted	California	\$0.00	\$0.00	\$0.00	\$0.00	\$16,181.69	\$323.63	\$0.00	\$0.00	\$15,355,769.50	\$307,115.39	\$0.00	\$0.00
1, 2, & 3Q's 2018-Submitted	Colorado	\$0.00	\$0.00	\$0.00	\$0.00	\$0.00	\$0.00	\$0.00	\$0.00	\$5,601,435.84	\$108,584.53	\$0.00	\$0.00
4Q 2018-Submitted	Colorado	\$0.00	\$0.00	\$0.00	\$0.00	\$0.00	\$0.00	\$0.00	\$0.00	\$1,172,487.95	\$63,408.79	\$0.00	\$0.00
1, 2, & 3Q's 2018-Submitted	Connecticut	\$0.00	\$0.00	\$288,900.00	\$5,788.00	\$54,793.18	\$1,077.69	\$0.00	\$0.00	\$2,769,941.85	\$42,730.98	\$1,495.00	\$29.90
4Q 2018-Submitted	Connecticut	\$0.00	\$0.00	\$0.00	\$0.00	\$26,474.52	\$529.49	\$0.00	\$0.00	\$636,942.51	\$9,837.86	\$0.00	\$0.00
4Q 2018-Submitted	Florida	\$0.00	\$0.00	\$0.00	\$0.00	\$170,187.07	\$2,403.75	\$1,651.50	\$33.03	\$1,345,726.61	\$25,132.96	\$0.00	\$0.00
4Q 2018-Submitted	Florida	\$0.00	\$0.00	\$0.00	\$0.00	\$128,596.11	\$2,571.93	\$0.00	\$0.00	\$302,888.49	\$5,052.45	\$0.00	\$0.00
1, 2, & 3Q's 2018-Submitted	Illinois	\$0.00	\$0.00	\$0.00	\$0.00	\$0.00	\$0.00	\$0.00	\$0.00	\$0.00	\$0.00	\$0.00	\$0.00
4Q 2018-Submitted	Illinois	\$0.00	\$0.00	\$0.00	\$0.00	\$0.00	\$0.00	\$0.00	\$0.00	\$0.00	\$0.00	\$0.00	\$0.00
1, 2, & 3Q's 2018-Submitted	Indiana	\$0.00	\$0.00	\$0.00	\$0.00	\$0.00	\$0.00	\$0.00	\$0.00	\$2,467,074.09	\$48,937.85	\$199.65	\$3.99
4Q 2018-Submitted	Indiana	\$0.00	\$0.00	\$0.00	\$0.00	\$0.00	\$0.00	\$0.00	\$0.00	\$820,115.71	\$17,430.54	\$0.00	\$0.00
1, 2, & 3Q's 2018-Submitted	Iowa	\$0.00	\$0.00	\$0.00	\$0.00	\$0.00	\$0.00	\$0.00	\$0.00	\$1,055,007.43	\$19,633.97	\$0.00	\$0.00
4Q 2018-Submitted	Iowa	\$0.00	\$0.00	\$0.00	\$0.00	\$0.00	\$0.00	\$0.00	\$0.00	\$222,038.80	\$4,349.56	\$0.00	\$0.00
1, 2, & 3Q's 2018-Submitted	Kansas	\$0.00	\$0.00	\$752,900.00	\$15,058.00	\$1,353,798.89	\$27,075.98	\$0.00	\$0.00	\$6,574,473.05	\$111,914.72	\$322.00	\$6.44
4Q 2018-Submitted	Kansas	\$36,910.00	\$738.20	\$0.00	\$0.00	\$0.00	\$0.00	\$78,022.82	\$1,560.46	\$2,852,040.83	\$40,925.51	\$0.00	\$0.00
1, 2, & 3Q's 2018-Submitted	Kentucky	\$0.00	\$0.00	\$0.00	\$0.00	\$1,727,152.00	\$34,543.04	\$0.00	\$0.00	\$2,377,243.50	\$47,544.87	\$0.00	\$0.00
4Q 2018-Submitted	Kentucky	\$0.00	\$0.00	\$0.00	\$0.00	\$2,271,744.55	\$45,434.90	\$0.00	\$0.00	\$882,368.82	\$14,393.97	\$0.00	\$0.00
1, 2, & 3Q's 2018-Submitted	Massachusetts	\$0.00	\$0.00	\$0.00	\$0.00	\$0.00	\$0.00	\$0.00	\$0.00	\$83,991.93	\$1,583.27	\$0.00	\$0.00
4Q 2018-Submitted	Massachusetts	\$0.00	\$0.00	\$0.00	\$0.00	\$0.00	\$0.00	\$0.00	\$0.00	\$31,284.96	\$625.70	\$0.00	\$0.00
1, 2, & 3Q's 2018-Submitted	Michigan	\$0.00	\$0.00	\$0.00	\$0.00	\$8,707.20	\$174.15	\$0.00	\$0.00	\$628,375.93	\$12,373.26	\$25,419.04	\$508.32
4Q 2018-Submitted	Michigan	\$0.00	\$0.00	\$0.00	\$0.00	\$0.00	\$0.00	\$0.00	\$0.00	\$176,099.16	\$3,507.83	\$3,509.60	\$70.19
1, 2, & 3Q's 2018-Submitted	Minnesota	\$0.00	\$0.00	\$0.00	\$0.00	\$3,105,891.64	\$62,117.83	\$0.00	\$0.00	\$2,539,363.48	\$42,175.80	\$0.00	\$0.00
4Q 2018-Submitted	Minnesota	\$0.00	\$0.00	\$0.00	\$0.00	\$0.00	\$0.00	\$0.00	\$0.00	\$264,096.75	\$5,168.95	\$0.00	\$0.00
1, 2, & 3Q's 2018-Submitted	Missouri	\$0.00	\$0.00	\$0.00	\$0.00	\$5,523,559.83	\$110,471.20	\$4,944.00	\$98.88	\$5,453,997.50	\$109,079.95	\$0.00	\$0.00
4Q 2018-Submitted	Missouri	\$0.00	\$0.00	\$0.00	\$0.00	\$210,911.51	\$4,218.23	\$19,958.50	\$399.17	\$3,775,477.00	\$75,509.54	\$0.00	\$0.00
1, 2, & 3Q's 2018-Submitted	Montana	\$0.00	\$0.00	\$0.00	\$0.00	\$0.00	\$0.00	\$0.00	\$0.00	\$436,456.44	\$7,135.94	\$0.00	\$0.00
4Q 2018-Submitted	Montana	\$0.00	\$0.00	\$0.00	\$0.00	\$0.00	\$0.00	\$0.00	\$0.00	\$893,408.87	\$13,424.54	\$0.00	\$0.00
1, 2, & 3Q's 2018-Submitted	Nebraska	\$0.00	\$0.00	\$0.00	\$0.00	\$312,600.37	\$6,252.01	\$0.00	\$0.00	\$206,130.81	\$4,487.25	\$0.00	\$0.00
4Q 2018-Submitted	Nebraska	\$0.00	\$0.00	\$0.00	\$0.00	\$0.00	\$0.00	\$0.00	\$0.00	\$191,127.50	\$2,969.71	\$0.00	\$0.00
1, 2, & 3Q's 2018-Submitted	New Jersey	\$0.00	\$0.00	\$0.00	\$0.00	\$3,649,346.16	\$80,285.62	\$0.00	\$0.00	\$0.00	\$0.00	\$0.00	\$0.00
4Q 2018-Submitted	New Jersey	\$0.00	\$0.00	\$0.00	\$0.00	\$4,037,939.41	\$88,834.67	\$0.00	\$0.00	\$0.00	\$0.00	\$0.00	\$0.00

<u>Response Status</u>	<u>State</u>	<u>Bid #017</u> Sports Surfaces - Flooring, Sales	<u>Bid #017</u> Sports Surfaces - Flooring Fees Rcvd	<u>Bid #017</u> Techline Lighting Sales	<u>Bid #017</u> Techline Lighting Fees Rcvd	<u>Bid #017</u> WTI/Tremco Sales	<u>Bid #017</u> WTI/Tremco Fees Rcvd	<u>Bid #018</u> Biofit Engineered Products Sales	<u>Biofit</u> Engineered Products Fees Rcvd	<u>CDW-G Sales</u>	<u>CDW-G Fees</u> Rcvd	<u>Facility Solution</u> Group Sales	<u>Facility Solution</u> Group Fees Rcvd
1, 2, & 3Q's 2018-Submitted	New Mexico	\$0.00	\$0.00	\$0.00	\$0.00	\$454,705.00	\$9,094.00	\$0.00	\$0.00	\$5,346,563.00	\$106,931.00	\$0.00	\$0.00
4Q 2018-Submitted	New Mexico	\$0.00	\$0.00	\$0.00	\$0.00	\$0.00	\$0.00	\$0.00	\$0.00	\$20,026,138.00	\$40,122.76	\$0.00	\$0.00
1, 2, & 3Q's 2018-Submitted	North Dakota	\$0.00	\$0.00	\$0.00	\$0.00	\$0.00	\$0.00	\$0.00	\$0.00	\$546,612.59	\$7,919.52	\$0.00	\$0.00
4Q 2018-Submitted	North Dakota	\$0.00	\$0.00	\$0.00	\$0.00	\$0.00	\$0.00	\$0.00	\$0.00	\$76,938.36	\$1,339.92	\$0.00	\$0.00
1, 2, & 3Q's 2018-Submitted	Ohio	\$0.00	\$0.00	\$518,197.12	\$10,363.34	\$4,626,670.22	\$92,533.41	\$0.00	\$0.00	\$7,005,083.25	\$109,743.80	\$0.00	\$0.00
4Q 2018-Submitted	Ohio	\$0.00	\$0.00	\$0.00	\$0.00	\$54,709.55	\$1,094.18	\$3,254.40	\$65.09	\$1,641,633.31	\$31,025.20	\$0.00	\$0.00
1, 2, & 3Q's 2018-Submitted	Oregon	\$0.00	\$0.00	\$0.00	\$0.00	\$1,872,735.90	\$37,454.72	\$0.00	\$0.00	\$1,490,567.90	\$29,811.36	\$0.00	\$0.00
4Q 2018-Submitted	Oregon	\$0.00	\$0.00	\$0.00	\$0.00	\$1,289,727.01	\$25,794.54	\$0.00	\$0.00	\$231,347.14	\$3,098.50	\$0.00	\$0.00
1, 2, & 3Q's 2018-Submitted	Pennsylvania	\$224,585.38	\$4,491.71	\$0.00	\$0.00	\$21,353,530.71	\$426,650.36	\$0.00	\$0.00	\$3,511,912.33	\$61,454.10	\$0.00	\$0.00
4Q 2018-Submitted	Pennsylvania	\$197,925.87	\$3,958.52	\$0.00	\$0.00	\$7,371,174.68	\$147,423.51	\$0.00	\$0.00	\$904,859.00	\$15,006.17	\$0.00	\$0.00
1, 2, & 3Q's 2018-Submitted	Texas	\$0.00	\$0.00	\$565,600.00	\$5,650.00	\$245,593.76	\$2,431.61	\$118,413.07	\$2,368.26	\$823,054.27	\$15,353.84	\$540.00	\$10.80
4Q 2018-Submitted	Texas	\$0.00	\$0.00	\$0.00	\$0.00	\$0.00	\$0.00	\$0.00	\$0.00	\$234,726.00	\$4,100.00	\$0.00	\$0.00
1, 2, & 3Q's 2018-Submitted	Virginia	\$0.00	\$0.00	\$0.00	\$0.00	\$58,527.63	\$1,170.55	\$0.00	\$0.00	\$4,996,720.91	\$79,509.83	\$0.00	\$0.00
4Q 2018-Submitted	Virginia	\$0.00	\$0.00	\$0.00	\$0.00	\$0.00	\$0.00	\$0.00	\$0.00	\$0.00	\$0.00	\$0.00	\$0.00
1, 2, & 3Q's 2018-Submitted	Washington	\$0.00	\$0.00	\$0.00	\$0.00	\$5,935,917.00	\$118,718.00	\$0.00	\$0.00	\$15,422,224.50	\$308,444.49	\$0.00	\$0.00
4Q 2018-Submitted	Washington	\$0.00	\$0.00	\$0.00	\$0.00	\$1,031,902.94	\$20,638.05	\$0.00	\$0.00	\$3,210,428.50	\$64,208.57	\$0.00	\$0.00
1, 2, & 3Q's 2018-Submitted	West Virginia	\$0.00	\$0.00	\$0.00	\$0.00	\$0.00	\$0.00	\$0.00	\$0.00	\$3,447,398.56	\$67,091.76	\$0.00	\$0.00
4Q 2018-Submitted	West Virginia	\$0.00	\$0.00	\$0.00	\$0.00	\$0.00	\$0.00	\$0.00	\$0.00	\$777,998.72	\$15,450.41	\$0.00	\$0.00
1, 2, & 3Q's 2018-Submitted	Wisconsin	\$0.00	\$0.00	\$0.00	\$0.00	\$0.00	\$0.00	\$0.00	\$0.00	\$2,143,214.40	\$24,254.02	\$0.00	\$0.00
4Q 2018-Submitted	Wisconsin	\$0.00	\$0.00	\$0.00	\$0.00	\$0.00	\$0.00	\$0.00	\$0.00	\$0.00	\$0.00	\$0.00	\$0.00
1, 2, & 3Q's 2018-Submitted	Wyoming	\$58,059.33	\$1,161.19	\$0.00	\$0.00	\$0.00	\$0.00	\$0.00	\$0.00	\$1,497,294.33	\$25,884.57	\$0.00	\$0.00
4Q 2018-Submitted	Wyoming	\$0.00	\$0.00	\$0.00	\$0.00	\$0.00	\$0.00	\$0.00	\$0.00	\$154,319.75	\$2,887.99	\$0.00	\$0.00

<u>Response Status</u>	<u>State</u>	<u>Bid #017</u> Sports Surfaces - Flooring, Sales	<u>Bid #017</u> Sports Surfaces - Flooring Fees Rcvd	<u>Bid #017</u> Techline Lighting Sales	<u>Bid #017</u> Techline Lighting Fees Rcvd	<u>Bid #017</u> WTI/Tremco Sales	<u>Bid #017</u> WTI/Tremco Fees Rcvd	<u>Bid #018</u> Biofit Engineered Products Sales	<u>Biofit</u> Engineered Products Fees Rcvd	<u>CDW-G Sales</u>	<u>CDW-G Fees</u> Rcvd	<u>Facility Solution</u> Group Sales	<u>Facility Solution</u> Group Fees Rcvd
Total 2018 Sales		\$517,480.58		\$2,125,597.12		\$66,909,879.73		\$226,244.29		\$200,400,004.19		\$31,485.29	
Total 2018 Admin Fees			\$10,349.62		\$36,859.34		\$1,349,653.07		\$4,524.89		\$3,280,826.71		\$629.64
Totals By Bids								<u>Bid #018</u>					
Total 2018 Sales								\$211,111,566.53					
Total 2018 Admin Fees								\$3,496,676.57					

AEPA Member Sales & Fees 2018
Report March 18, 2019 (2018 Report)

<u>Response Status</u>	<u>State</u>	MNJ Sales	MNJ Fees Rcvd	National Business Furniture Sales	National Business Furniture Fees Rcvd	School Specialty Furniture Sales	School Specialty Furniture Fees Rcvd	SICO Furniture Sales	SICO Furniture Fees Rcvd	<u>Bid #018.5</u> Best Plumbing Specialties Sales	Best Plumbing Specialties Fees Rcvd	Kranos Corp dba Schutt Sports Sales	Kranos Corp dba Schutt Sports Fees Rcvd
1, 2, & 3Q's 2018-Submitted	California	\$1,138,280.32	\$22,765.85	\$15,707.76	\$350.21	\$34,864.86	\$699.72	\$0.00	\$0.00	\$0.00	\$0.00	\$0.00	\$0.00
4Q 2018-Submitted	California	\$366,435.75	\$7,328.72	\$12,376.20	\$273.47	\$0.00	\$0.00	\$0.00	\$0.00	\$0.00	\$0.00	\$0.00	\$0.00
1, 2, & 3Q's 2018-Submitted	Colorado	\$0.00	\$0.00	\$0.00	\$0.00	\$108,102.51	\$949.12	\$0.00	\$0.00	\$0.00	\$0.00	\$0.00	\$0.00
4Q 2018-Submitted	Colorado	\$0.00	\$0.00	\$0.00	\$0.00	\$20,349.21	\$1,619.91	\$0.00	\$0.00	\$0.00	\$0.00	\$0.00	\$0.00
1, 2, & 3Q's 2018-Submitted	Connecticut	\$602.47	\$12.06	\$24,227.17	\$484.55	\$0.00	\$0.00	\$0.00	\$0.00	\$0.00	\$0.00	\$0.00	\$0.00
4Q 2018-Submitted	Connecticut	\$464.02	\$9.29	\$1,397.20	\$27.94	\$0.00	\$0.00	\$0.00	\$0.00	\$10,996.53	\$219.93	\$0.00	\$0.00
4Q 2018-Submitted	Florida	\$23,657.85	\$473.17	\$30,896.62	\$648.31	\$4,349.29	\$86.98	\$0.00	\$0.00	\$0.00	\$0.00	\$0.00	\$0.00
4Q 2018-Submitted	Florida	\$1,246.67	\$24.94	\$55,363.81	\$1,107.28	\$0.00	\$0.00	\$0.00	\$0.00	\$36,019.29	\$720.39	\$0.00	\$0.00
1, 2, & 3Q's 2018-Submitted	Illinois	\$0.00	\$0.00	\$0.00	\$0.00	\$0.00	\$0.00	\$0.00	\$0.00	\$0.00	\$0.00	\$0.00	\$0.00
4Q 2018-Submitted	Illinois	\$0.00	\$0.00	\$0.00	\$0.00	\$0.00	\$0.00	\$0.00	\$0.00	\$0.00	\$0.00	\$0.00	\$0.00
1, 2, & 3Q's 2018-Submitted	Indiana	\$23,311.97	\$512.88	\$0.00	\$0.00	\$425,083.73	\$9,310.90	\$0.00	\$0.00	\$0.00	\$0.00	\$0.00	\$0.00
4Q 2018-Submitted	Indiana	\$809.50	\$17.81	\$0.00	\$0.00	\$20,469.23	\$409.38	\$0.00	\$0.00	\$0.00	\$0.00	\$0.00	\$0.00
1, 2, & 3Q's 2018-Submitted	Iowa	\$33,567.98	\$671.38	\$3,822.24	\$79.65	\$562,682.13	\$11,253.64	\$0.00	\$0.00	\$0.00	\$0.00	\$0.00	\$0.00
4Q 2018-Submitted	Iowa	\$2,259.04	\$45.19	\$0.00	\$0.00	\$55,989.75	\$1,119.80	\$0.00	\$0.00	\$0.00	\$0.00	\$0.00	\$0.00
1, 2, & 3Q's 2018-Submitted	Kansas	\$49,709.59	\$994.20	\$40,612.73	\$812.23	\$37,021.25	\$764.17	\$26,308.80	\$526.18	\$0.00	\$0.00	\$0.00	\$0.00
4Q 2018-Submitted	Kansas	\$37,391.09	\$747.83	\$7,422.26	\$148.45	\$164.52	\$3.29	\$0.00	\$0.00	\$0.00	\$0.00	\$338.17	\$6.76
1, 2, & 3Q's 2018-Submitted	Kentucky	\$22,085.00	\$441.70	\$70,409.50	\$1,408.19	\$0.00	\$0.00	\$0.00	\$0.00	\$0.00	\$0.00	\$476.50	\$9.53
4Q 2018-Submitted	Kentucky	\$5,516.38	\$110.33	\$60,487.39	\$1,209.75	\$313,185.39	\$6,263.71	\$0.00	\$0.00	\$0.00	\$0.00	\$0.00	\$0.00
1, 2, & 3Q's 2018-Submitted	Massachusetts	\$0.00	\$0.00	\$0.00	\$0.00	\$0.00	\$0.00	\$0.00	\$0.00	\$0.00	\$0.00	\$0.00	\$0.00
4Q 2018-Submitted	Massachusetts	\$114.50	\$2.29	\$0.00	\$0.00	\$0.00	\$0.00	\$0.00	\$0.00	\$0.00	\$0.00	\$0.00	\$0.00
1, 2, & 3Q's 2018-Submitted	Michigan	\$144,478.40	\$2,889.58	\$11,018.06	\$220.35	\$63,140.09	\$1,468.91	\$0.00	\$0.00	\$0.00	\$0.00	\$0.00	\$0.00
4Q 2018-Submitted	Michigan	\$19,371.57	\$387.44	\$5,002.82	\$100.05	\$3,690.00	\$0.00	\$0.00	\$0.00	\$26,287.17	\$525.74	\$0.00	\$0.00
1, 2, & 3Q's 2018-Submitted	Minnesota	\$106,830.99	\$2,136.64	\$14,955.01	\$301.73	\$573,323.95	\$11,466.50	\$0.00	\$0.00	\$179.94	\$3.60	\$0.00	\$0.00
4Q 2018-Submitted	Minnesota	\$13,351.32	\$267.03	\$7,520.53	\$177.38	\$103,255.76	\$2,065.10	\$0.00	\$0.00	\$6,205.00	\$124.10	\$0.00	\$0.00
1, 2, & 3Q's 2018-Submitted	Missouri	\$1,640.50	\$32.81	\$4,493.22	\$89.86	\$0.00	\$0.00	\$95,716.50	\$1,914.33	\$0.00	\$0.00	\$0.00	\$0.00
4Q 2018-Submitted	Missouri	\$58.00	\$1.16	\$0.00	\$0.00	\$129,193.31	\$2,583.87	\$0.00	\$0.00	\$0.00	\$0.00	\$0.00	\$0.00
1, 2, & 3Q's 2018-Submitted	Montana	\$0.00	\$0.00	\$0.00	\$0.00	\$33,365.57	\$667.31	\$0.00	\$0.00	\$0.00	\$0.00	\$0.00	\$0.00
4Q 2018-Submitted	Montana	\$0.00	\$0.00	\$9,890.20	\$197.80	\$61,472.08	\$1,229.44	\$0.00	\$0.00	\$0.00	\$0.00	\$0.00	\$0.00
1, 2, & 3Q's 2018-Submitted	Nebraska	\$44,423.51	\$888.48	\$64,901.98	\$1,298.05	\$210,562.47	\$4,211.25	\$0.00	\$0.00	\$0.00	\$0.00	\$0.00	\$0.00
4Q 2018-Submitted	Nebraska	\$2,945.25	\$58.91	\$2,631.18	\$52.62	\$15,431.74	\$308.63	\$0.00	\$0.00	\$0.00	\$0.00	\$142.80	\$2.98
1, 2, & 3Q's 2018-Submitted	New Jersey	\$0.00	\$0.00	\$3,013.20	\$60.26	\$0.00	\$0.00	\$0.00	\$0.00	\$0.00	\$0.00	\$0.00	\$0.00
4Q 2018-Submitted	New Jersey	\$0.00	\$0.00	\$22,361.42	\$447.23	\$0.00	\$0.00	\$0.00	\$0.00	\$0.00	\$0.00	\$0.00	\$0.00

Response Status	State	MNJ Sales	MNJ Fees Rcvd	National Business Furniture Sales	National Business Furniture Fees Rcvd	School Specialty Furniture Sales	School Specialty Furniture Fees Rcvd	SICO Furniture Sales	SICO Furniture Fees Rcvd	Bid #018.5					
										Best Plumbing Specialties Sales	Best Plumbing Specialties Fees Rcvd	Kranos Corp dba Schutt Sports Sales	Kranos Corp dba Schutt Sports Fees Rcvd		
1, 2, & 3Q's 2018-Submitted	New Mexico	\$500,477.00	\$10,009.00	\$15,834.00	\$317.00	\$240,222.00	\$4,804.00	\$0.00	\$0.00	\$0.00	\$0.00	\$0.00	\$0.00		
4Q 2018-Submitted	New Mexico	\$252,145.64	\$5,042.91	\$1,288.24	\$25.76	\$0.00	\$0.00	\$0.00	\$0.00	\$0.00	\$0.00	\$0.00	\$0.00		
1, 2, & 3Q's 2018-Submitted	North Dakota	\$20,639.29	\$412.80	\$4,484.30	\$89.69	\$243,486.72	\$4,869.73	\$0.00	\$0.00	\$0.00	\$0.00	\$0.00	\$0.00		
4Q 2018-Submitted	North Dakota	\$10,680.09	\$213.61	\$0.00	\$0.00	\$39,506.76	\$790.14	\$0.00	\$0.00	\$0.00	\$0.00	\$0.00	\$0.00		
1, 2, & 3Q's 2018-Submitted	Ohio	\$836,765.63	\$16,735.30	\$587.02	\$13.52	\$1,309,690.18	\$26,193.81	\$0.00	\$0.00	\$0.00	\$0.00	\$0.00	\$0.00		
4Q 2018-Submitted	Ohio	\$170,227.31	\$3,404.55	\$858.84	\$17.18	\$59,182.93	\$1,183.66	\$0.00	\$0.00	\$0.00	\$0.00	\$0.00	\$0.00		
1, 2, & 3Q's 2018-Submitted	Oregon	\$44,173.97	\$883.48	\$0.00	\$0.00	\$0.00	\$0.00	\$54,872.64	\$1,097.45	\$0.00	\$0.00	\$0.00	\$0.00		
4Q 2018-Submitted	Oregon	\$5,385.59	\$107.71	\$0.00	\$0.00	\$0.00	\$0.00	\$21,050.28	\$421.01	\$0.00	\$0.00	\$0.00	\$0.00		
1, 2, & 3Q's 2018-Submitted	Pennsylvania	\$0.00	\$0.00	\$0.00	\$0.00	\$314,669.89	\$6,293.99	\$0.00	\$0.00	\$0.00	\$0.00	\$0.00	\$0.00		
4Q 2018-Submitted	Pennsylvania	\$0.00	\$0.00	\$0.00	\$0.00	\$83,623.22	\$1,672.48	\$0.00	\$0.00	\$0.00	\$0.00	\$0.00	\$0.00		
1, 2, & 3Q's 2018-Submitted	Texas	\$296,053.57	\$5,921.16	\$0.00	\$0.00	\$0.00	\$0.00	\$0.00	\$0.00	\$0.00	\$0.00	\$0.00	\$0.00		
4Q 2018-Submitted	Texas	\$31,346.00	\$626.00	\$6,037.00	\$120.00	\$0.00	\$0.00	\$0.00	\$0.00	\$0.00	\$0.00	\$0.00	\$0.00		
1, 2, & 3Q's 2018-Submitted	Virginia	\$0.00	\$0.00	\$0.00	\$0.00	\$38,360.66	\$767.21	\$0.00	\$0.00	\$0.00	\$0.00	\$0.00	\$0.00		
4Q 2018-Submitted	Virginia	\$0.00	\$0.00	\$0.00	\$0.00	\$11,355.88	\$227.12	\$0.00	\$0.00	\$0.00	\$0.00	\$0.00	\$0.00		
1, 2, & 3Q's 2018-Submitted	Washington	\$0.00	\$0.00	\$0.00	\$0.00	\$0.00	\$0.00	\$0.00	\$0.00	\$0.00	\$0.00	\$0.00	\$0.00		
4Q 2018-Submitted	Washington	\$0.00	\$0.00	\$0.00	\$0.00	\$0.00	\$0.00	\$0.00	\$0.00	\$0.00	\$0.00	\$0.00	\$0.00		
1, 2, & 3Q's 2018-Submitted	West Virginia	\$1,989.93	\$39.80	\$11,318.46	\$226.37	\$176,606.08	\$3,532.12	\$0.00	\$0.00	\$0.00	\$0.00	\$0.00	\$0.00		
4Q 2018-Submitted	West Virginia	\$1,811.72	\$36.23	\$0.00	\$0.00	\$70,670.37	\$1,413.41	\$0.00	\$0.00	\$0.00	\$0.00	\$0.00	\$0.00		
1, 2, & 3Q's 2018-Submitted	Wisconsin	\$80,890.54	\$1,617.83	\$0.00	\$0.00	\$0.00	\$0.00	\$0.00	\$0.00	\$0.00	\$0.00	\$0.00	\$0.00		
4Q 2018-Submitted	Wisconsin	\$0.00	\$0.00	\$0.00	\$0.00	\$2,651.00	\$530.00	\$0.00	\$0.00	\$0.00	\$0.00	\$0.00	\$0.00		
1, 2, & 3Q's 2018-Submitted	Wyoming	\$3,986.06	\$79.72	\$29,037.02	\$580.74	\$49,017.01	\$980.34	\$0.00	\$0.00	\$0.00	\$0.00	\$0.00	\$0.00		
4Q 2018-Submitted	Wyoming	\$2,490.60	\$49.81	\$280.02	\$5.60	\$5,294.99	\$105.90	\$0.00	\$0.00	\$0.00	\$0.00	\$0.00	\$0.00		
Total 2018 Sales											\$79,687.93		\$957.47		
Total 2018 Admin Fees												\$85,999.60	\$1,593.76		\$19.27
Totals By Bids											Bid #018.5				
Total 2018 Sales											\$1,644,689.65				
Total 2018 Admin Fees											\$37,979.76				

AEPA Member Sales & Fees 2018
Report March 18, 2019 (2018 Report)

Response Status	State	Midwest	Midwest	Partac Peat	Partac Peat	School Health	School Health	School Specialty - School Specialty	School Specialty	Expired Bids / Bid #014, Bid #015 & Bid #016			
		Technology Sales	Technology Fees Rcvd	Corp Sales	Corp Fees Rcvd	Corp Sales	Corp Fees Rcvd	Athletic Equipment & Supplies Sales	- Athletic Equipment & Supplies, Fees Rcvd	Bid #014 Interior Systems Inc. Sales	Bid #014 Interior Systems Administrative Fees Received	Bid #016 School Specialty - Industrial Supply Sales	Bid #014 School Specialty - Industrial Supply Administrative Fees Received
1, 2, & 3Q's 2018-Submitted 4Q 2018-Submitted	California California	\$0.00 \$0.00	\$0.00 \$0.00	\$720.98 \$0.00	\$14.42 \$0.00	\$0.00 \$0.00	\$0.00 \$0.00	\$0.00 \$0.00	\$0.00 \$0.00	\$0.00	\$0.00	\$0.00	\$0.00
1, 2, & 3Q's 2018-Submitted 4Q 2018-Submitted	Colorado Colorado	\$0.00 \$0.00	\$0.00 \$0.00	\$1,009.63 \$1,009.63	\$20.19 \$213.95	\$0.00 \$0.00	\$0.00 \$0.00	\$14,579.82 \$6,236.92	\$120.57 \$295.76	\$0.00	\$0.00	\$3,619.58	\$72.39
1, 2, & 3Q's 2018-Submitted 4Q 2018-Submitted	Connecticut Connecticut	\$53,850.70 \$1,287.02	\$1,077.03 \$25.73	\$89,942.96 \$97,778.52	\$1,573.74 \$1,955.77	\$0.00 \$0.00	\$0.00 \$0.00	\$0.00 \$0.00	\$0.00 \$0.00	\$0.00	\$0.00	\$0.00	\$0.00
4Q 2018-Submitted 4Q 2018-Submitted	Florida Florida	\$0.00 \$0.00	\$0.00 \$0.00	\$3,445.68 \$8,552.27	\$69.11 \$171.05	\$0.00 \$0.00	\$0.00 \$0.00	\$5,435.54 \$0.00	\$108.71 \$0.00	\$0.00	\$0.00	\$0.00	\$0.00
1, 2, & 3Q's 2018-Submitted 4Q 2018-Submitted	Illinois Illinois	\$0.00 \$0.00	\$0.00 \$0.00	\$0.00 \$0.00	\$0.00 \$0.00	\$0.00 \$0.00	\$0.00 \$0.00	\$0.00 \$0.00	\$0.00 \$0.00	\$0.00	\$0.00	\$0.00	\$0.00
1, 2, & 3Q's 2018-Submitted 4Q 2018-Submitted	Indiana Indiana	\$8,674.46 \$4,906.46	\$190.83 \$107.90	\$0.00 \$0.00	\$0.00 \$0.00	\$0.00 \$0.00	\$0.00 \$0.00	\$12,743.69 \$5,210.94	\$5,489.00 \$104.22	\$0.00	\$0.00	\$0.00	\$0.00
1, 2, & 3Q's 2018-Submitted 4Q 2018-Submitted	Iowa Iowa	\$3,419.04 \$5,726.61	\$68.38 \$114.52	\$0.00 \$515.40	\$0.00 \$10.31	\$0.00 \$0.00	\$0.00 \$0.00	\$67,391.70 \$10,462.91	\$1,347.83 \$209.26	\$0.00	\$0.00	\$0.00	\$0.00
1, 2, & 3Q's 2018-Submitted 4Q 2018-Submitted	Kansas Kansas	\$13,235.62 \$0.00	\$264.76 \$0.00	\$89.71 \$294.50	\$1.77 \$5.89	\$0.00 \$0.00	\$0.00 \$0.00	\$48.19 \$0.00	\$0.96 \$0.00	\$0.00	\$0.00	\$0.00	\$0.00
1, 2, & 3Q's 2018-Submitted 4Q 2018-Submitted	Kentucky Kentucky	\$4,065.50 \$406.48	\$81.31 \$8.14	\$1,455.50 \$0.00	\$29.11 \$0.00	\$0.00 \$0.00	\$0.00 \$0.00	\$0.00 \$519.18	\$0.00 \$10.38	\$0.00	\$0.00	\$0.00	\$0.00
1, 2, & 3Q's 2018-Submitted 4Q 2018-Submitted	Massachusetts Massachusetts	\$0.00 \$0.00	\$0.00 \$0.00	\$21,294.55 \$10,641.78	\$305.22 \$212.84	\$0.00 \$0.00	\$0.00 \$0.00	\$0.00 \$0.00	\$0.00 \$0.00	\$0.00	\$0.00	\$0.00	\$0.00
1, 2, & 3Q's 2018-Submitted 4Q 2018-Submitted	Michigan Michigan	\$2,510.00 \$0.00	\$50.20 \$0.00	\$329.51 \$0.00	\$6.59 \$0.00	\$5,331.89 \$40,447.83	\$71.92 \$843.67	\$0.00 \$0.00	\$0.00 \$0.00	\$0.00	\$0.00	\$0.00	\$0.00
1, 2, & 3Q's 2018-Submitted 4Q 2018-Submitted	Minnesota Minnesota	\$18,318.10 \$2,057.00	\$366.40 \$41.14	\$0.00 \$1,766.25	\$0.00 \$35.33	\$11,847.41 \$6,436.59	\$236.95 \$128.73	\$39,956.78 \$5,729.31	\$799.10 \$114.59	\$0.00	\$0.00	\$0.00	\$0.00
1, 2, & 3Q's 2018-Submitted 4Q 2018-Submitted	Missouri Missouri	\$3,229.00 \$0.00	\$64.58 \$0.00	\$5,957.50 \$0.00	\$119.15 \$0.00	\$0.00 \$0.00	\$0.00 \$0.00	\$0.00 \$20,234.32	\$0.00 \$404.69	\$0.00	\$0.00	\$0.00	\$0.00
1, 2, & 3Q's 2018-Submitted 4Q 2018-Submitted	Montana Montana	\$0.00 \$213.30	\$0.00 \$4.27	\$0.00 \$0.00	\$0.00 \$0.00	\$0.00 \$0.00	\$0.00 \$0.00	\$12,448.19 \$9,291.34	\$248.97 \$185.83	\$0.00	\$0.00	\$0.00	\$0.00
1, 2, & 3Q's 2018-Submitted 4Q 2018-Submitted	Nebraska Nebraska	\$11,251.89 \$2,582.46	\$238.28 \$51.64	\$275.00 \$677.60	\$5.50 \$13.55	\$0.00 \$0.00	\$0.00 \$0.00	\$64,107.49 \$3,841.47	\$1,282.15 \$76.84	\$0.00	\$0.00	\$0.00	\$0.00
1, 2, & 3Q's 2018-Submitted 4Q 2018-Submitted	New Jersey New Jersey	\$54,270.20 \$0.00	\$1,085.40 \$0.00	\$0.00 \$0.00	\$0.00 \$0.00	\$0.00 \$0.00	\$0.00 \$0.00	\$0.00 \$0.00	\$0.00 \$0.00	\$0.00	\$0.00	\$0.00	\$0.00

<u>Response Status</u>	<u>State</u>	Midwest Technology Sales	Midwest Technology Fees Rcvd	Partac Peat Corp Sales	Partac Peat Corp Fees Rcvd	School Health Corp Sales	School Health Corp Fees Rcvd	School Specialty - Athletic Equipment & Supplies Sales	School Specialty - Athletic Equipment & Supplies, Fees Rcvd	<u>Bid #014</u> Interior Systems Inc. Sales	<u>Bid #014</u> Interior Systems Inc. Administrative Fees Received	<u>Bid #014</u> School Specialty - Industrial Supply Sales	<u>Bid #014</u> School Specialty - Industrial Supply Administrative Fees Received
1, 2, & 3Q's 2018-Submitted	New Mexico	\$9,230.00	\$185.00	\$0.00	\$0.00	\$93,280.00	\$1,866.00	\$0.00	\$0.00	\$0.00	\$0.00	\$0.00	\$0.00
4Q 2018-Submitted	New Mexico	\$0.00	\$0.00	\$278.23	\$5.56	\$60,294.34	\$1,205.89	\$0.00	\$0.00	\$0.00	\$0.00	\$0.00	\$0.00
1, 2, & 3Q's 2018-Submitted	North Dakota	\$9,002.73	\$180.00	\$1,055.00	\$21.10	\$0.00	\$0.00	\$33,910.15	\$678.21	\$0.00	\$0.00	\$0.00	\$0.00
4Q 2018-Submitted	North Dakota	\$161.01	\$3.22	\$0.00	\$0.00	\$0.00	\$0.00	\$3,466.12	\$69.32	\$0.00	\$0.00	\$0.00	\$0.00
1, 2, & 3Q's 2018-Submitted	Ohio	\$7,723.89	\$146.82	\$140.00	\$2.80	\$0.00	\$0.00	\$150,259.22	\$3,005.19	\$0.00	\$0.00	\$946.68	\$18.93
4Q 2018-Submitted	Ohio	\$515.34	\$10.31	\$2,619.60	\$52.39	\$0.00	\$0.00	\$31,167.53	\$623.35	\$0.00	\$0.00	\$0.00	\$0.00
1, 2, & 3Q's 2018-Submitted	Oregon	\$0.00	\$0.00	\$0.00	\$0.00	\$0.00	\$0.00	\$0.00	\$0.00	\$0.00	\$0.00	\$0.00	\$0.00
4Q 2018-Submitted	Oregon	\$0.00	\$0.00	\$0.00	\$0.00	\$0.00	\$0.00	\$0.00	\$0.00	\$0.00	\$0.00	\$0.00	\$0.00
1, 2, & 3Q's 2018-Submitted	Pennsylvania	\$8,996.57	\$179.94	\$31,929.62	\$638.62	\$0.00	\$0.00	\$53,871.93	\$1,077.47	\$0.00	\$0.00	\$0.00	\$0.00
4Q 2018-Submitted	Pennsylvania	\$6,523.57	\$139.47	\$11,075.00	\$221.50	\$0.00	\$0.00	\$16,582.31	\$331.65	\$0.00	\$0.00	\$0.00	\$0.00
1, 2, & 3Q's 2018-Submitted	Texas	\$207.00	\$4.14	\$5,820.50	\$116.41	\$0.00	\$0.00	\$0.00	\$0.00	\$0.00	\$0.00	\$0.00	\$0.00
4Q 2018-Submitted	Texas	\$56,876.00	\$1,137.00	\$0.00	\$0.00	\$0.00	\$0.00	\$0.00	\$0.00	\$0.00	\$0.00	\$0.00	\$0.00
1, 2, & 3Q's 2018-Submitted	Virginia	\$0.00	\$0.00	\$0.00	\$0.00	\$0.00	\$0.00	\$18,931.23	\$378.62	\$0.00	\$0.00	\$0.00	\$0.00
4Q 2018-Submitted	Virginia	\$0.00	\$0.00	\$3,415.07	\$68.30	\$0.00	\$0.00	\$1,090.84	\$21.82	\$0.00	\$0.00	\$0.00	\$0.00
1, 2, & 3Q's 2018-Submitted	Washington	\$66,959.50	\$1,339.19	\$0.00	\$0.00	\$0.00	\$0.00	\$0.00	\$0.00	\$0.00	\$0.00	\$0.00	\$0.00
4Q 2018-Submitted	Washington	\$0.00	\$0.00	\$0.00	\$0.00	\$0.00	\$0.00	\$0.00	\$0.00	\$0.00	\$0.00	\$0.00	\$0.00
1, 2, & 3Q's 2018-Submitted	West Virginia	\$0.00	\$0.00	\$3,291.04	\$65.82	\$0.00	\$0.00	\$18,595.05	\$371.90	\$0.00	\$0.00	\$0.00	\$0.00
4Q 2018-Submitted	West Virginia	\$0.00	\$0.00	\$3,560.00	\$71.20	\$0.00	\$0.00	\$10,015.92	\$200.32	\$0.00	\$0.00	\$0.00	\$0.00
1, 2, & 3Q's 2018-Submitted	Wisconsin	\$42,989.00	\$859.96	\$0.00	\$0.00	\$0.00	\$0.00	\$0.00	\$0.00	\$0.00	\$0.00	\$0.00	\$0.00
4Q 2018-Submitted	Wisconsin	\$17,192.38	\$304.99	\$0.00	\$0.00	\$0.00	\$0.00	\$1,423.44	\$28.47	\$0.00	\$0.00	\$0.00	\$0.00
1, 2, & 3Q's 2018-Submitted	Wyoming	\$0.00	\$0.00	\$284.63	\$5.69	\$0.00	\$0.00	\$2,721.02	\$54.42	\$0.00	\$0.00	\$0.00	\$0.00
4Q 2018-Submitted	Wyoming	\$0.00	\$0.00	\$0.00	\$0.00	\$0.00	\$0.00	\$527.15	\$10.54	\$0.00	\$0.00	\$0.00	\$0.00
<u>Response Status</u>	<u>State</u>	Midwest Technology Sales	Midwest Technology Fees Rcvd	Partac Peat Corp Sales	Partac Peat Corp Fees Rcvd	School Health Corp Sales	School Health Corp Fees Rcvd	School Specialty - Athletic Equipment & Supplies Sales	School Specialty - Athletic Equipment & Supplies, Fees Rcvd	<u>Bid #014</u> Interior Systems Inc. Sales	<u>Bid #014</u> Interior Systems Inc. Administrative Fees Received	<u>Bid #014</u> School Specialty - Industrial Supply Sales	<u>Bid #014</u> School Specialty - Industrial Supply Administrative Fees Received
Total 2018 Sales		\$416,380.83		\$309,225.66		\$217,638.06		\$620,799.70		\$0.00		\$4,566.26	
Total 2018 Admin Fees			\$8,330.55		\$6,032.88		\$4,353.16		\$17,650.14		\$0.00		\$91.32
Totals By Bids										Expired Bids / Bid #014, Bid #015 & Bid #016			
Total 2018 Sales										\$3,057,470.03			
Total 2018 Admin Fees										\$61,149.63			

AEPA Member Sales & Fees 2018
Report March 18, 2019 (2018 Report)

Response Status

State

<u>Bid #014</u> Troxell Sales	<u>Bid #014</u> Troxell Administrative Fees Received	<u>Bid #015</u> CITI, Sales	<u>Bid #015</u> CITI, Fees Rcvd	<u>Bid #015</u> Independent Stationers dba EPIC, Sales	<u>Bid #015</u> Independent Stationers dba EPIC, Fees Rcvd	<u>Bid #015</u> Nilfisk Advance, Inc Sales	<u>Expired Bids / Bid #014, Bid #015 & Bid #016</u> <u>Bid #015</u> Nilfisk Advance, Inc Fees Rcvd	<u>Bid #016</u> TeachingBooks. net, Sales	<u>Bid #016</u> TeachingBooks. net Fees Rcvd	<u>Bid #016</u> TLC Library Corporation, Sales	<u>Bid #016</u> TLC Library Corporation, Admin Fees	
1, 2, & 3Q's 2018-Submitted 4Q 2018-Submitted	California California	\$0.00	\$0.00	\$0.00	\$0.00	\$0.00	\$0.00	\$0.00	\$0.00	\$0.00	\$0.00	\$0.00
1, 2, & 3Q's 2018-Submitted 4Q 2018-Submitted	Colorado Colorado	\$0.00	\$0.00	\$0.00	\$0.00	\$0.00	\$0.00	\$0.00	\$0.00	\$0.00	\$0.00	\$0.00
1, 2, & 3Q's 2018-Submitted 4Q 2018-Submitted	Connecticut Connecticut	\$0.00	\$0.00	\$0.00	\$0.00	\$0.00	\$0.00	\$0.00	\$0.00	\$0.00	\$0.00	\$0.00
4Q 2018-Submitted 4Q 2018-Submitted	Florida Florida	\$0.00	\$0.00	\$0.00	\$0.00	\$0.00	\$0.00	\$0.00	\$0.00	\$0.00	\$0.00	\$0.00
1, 2, & 3Q's 2018-Submitted 4Q 2018-Submitted	Illinois Illinois	\$0.00	\$0.00	\$0.00	\$0.00	\$0.00	\$0.00	\$0.00	\$0.00	\$0.00	\$0.00	\$0.00
1, 2, & 3Q's 2018-Submitted 4Q 2018-Submitted	Indiana Indiana	\$0.00	\$0.00	\$0.00	\$0.00	\$0.00	\$0.00	\$0.00	\$0.00	\$0.00	\$0.00	\$0.00
1, 2, & 3Q's 2018-Submitted 4Q 2018-Submitted	Iowa Iowa	\$0.00	\$0.00	\$0.00	\$0.00	\$0.00	\$0.00	\$0.00	\$0.00	\$0.00	\$0.00	\$0.00
1, 2, & 3Q's 2018-Submitted 4Q 2018-Submitted	Kansas Kansas	\$0.00	\$0.00	\$0.00	\$0.00	\$0.00	\$0.00	\$0.00	\$0.00	\$0.00	\$0.00	\$0.00
1, 2, & 3Q's 2018-Submitted 4Q 2018-Submitted	Kentucky Kentucky	\$0.00 \$0.00	\$0.00 \$0.00	\$0.00 \$0.00	\$0.00 \$0.00	\$11,025.00 \$0.00	\$220.50 \$0.00	\$0.00 \$0.00	\$0.00 \$0.00	\$0.00 \$0.00	\$0.00 \$0.00	\$0.00 \$0.00
1, 2, & 3Q's 2018-Submitted 4Q 2018-Submitted	Massachusetts Massachusetts	\$0.00	\$0.00	\$0.00	\$0.00	\$0.00	\$0.00	\$0.00	\$0.00	\$0.00	\$0.00	\$0.00
1, 2, & 3Q's 2018-Submitted 4Q 2018-Submitted	Michigan Michigan	\$0.00	\$0.00	\$0.00	\$0.00	\$0.00	\$0.00	\$4,063.22	\$81.27	\$0.00	\$0.00	\$0.00
1, 2, & 3Q's 2018-Submitted 4Q 2018-Submitted	Minnesota Minnesota	\$0.00	\$0.00	\$0.00	\$0.00	\$0.00	\$0.00	\$0.00	\$0.00	\$0.00	\$0.00	\$0.00
1, 2, & 3Q's 2018-Submitted 4Q 2018-Submitted	Missouri Missouri	\$0.00	\$0.00	\$0.00	\$0.00	\$0.00	\$0.00	\$0.00	\$0.00	\$0.00	\$0.00	\$0.00
1, 2, & 3Q's 2018-Submitted 4Q 2018-Submitted	Montana Montana	\$0.00	\$0.00	\$0.00	\$0.00	\$0.00	\$0.00	\$0.00	\$0.00	\$0.00	\$0.00	\$0.00
1, 2, & 3Q's 2018-Submitted 4Q 2018-Submitted	Nebraska Nebraska	\$0.00	\$0.00	\$0.00	\$0.00	\$27.20	\$0.54	\$0.00	\$0.00	\$0.00	\$0.00	\$0.00
1, 2, & 3Q's 2018-Submitted 4Q 2018-Submitted	New Jersey New Jersey	\$0.00	\$0.00	\$0.00	\$0.00	\$0.00	\$0.00	\$0.00	\$0.00	\$0.00	\$0.00	\$0.00

<u>Response Status</u>	<u>State</u>	<u>Bid #014</u> Troxell Sales	<u>Bid #014</u> Troxell Administrative Fees Received	<u>Bid #015</u> CITI, Sales	<u>Bid #015</u> CITI, Fees Rcvd	<u>Bid #015</u> Independent Stationers dba EPIC, Sales	<u>Bid #015</u> Independent Stationers dba EPIC, Fees Rcvd	<u>Bid #015</u> Nilfisk Advance, Inc Sales	<u>Bid #015</u> Nilfisk Advance, Inc Fees Rcvd	<u>Bid #016</u> TeachingBooks. net, Sales	<u>Bid #016</u> TeachingBooks. net Fees Rcvd	<u>Bid #016</u> TLC Library Corporation, Sales	<u>Bid #016</u> TLC Library Corporation, Admin Fees
1, 2, & 3Q's 2018-Submitted 4Q 2018-Submitted	New Mexico New Mexico	\$0.00	\$0.00	\$0.00	\$0.00	\$0.00	\$0.00	\$0.00	\$0.00	\$0.00	\$0.00	\$0.00	\$0.00
1, 2, & 3Q's 2018-Submitted 4Q 2018-Submitted	North Dakota North Dakota	\$0.00	\$0.00	\$0.00	\$0.00	\$0.00	\$0.00	\$0.00	\$0.00	\$0.00	\$0.00	\$0.00	\$0.00
1, 2, & 3Q's 2018-Submitted 4Q 2018-Submitted	Ohio Ohio	\$0.00	\$0.00	\$0.00	\$0.00	\$0.00	\$0.00	\$0.00	\$0.00	\$0.00	\$0.00	\$0.00	\$0.00
1, 2, & 3Q's 2018-Submitted 4Q 2018-Submitted	Oregon Oregon	\$43,688.35	\$873.77	\$0.00	\$0.00	\$0.00	\$0.00	\$0.00	\$0.00	\$0.00	\$0.00	\$0.00	\$0.00
1, 2, & 3Q's 2018-Submitted 4Q 2018-Submitted	Pennsylvania Pennsylvania	\$0.00	\$0.00	\$0.00	\$0.00	\$0.00	\$0.00	\$0.00	\$0.00	\$0.00	\$0.00	\$0.00	\$0.00
1, 2, & 3Q's 2018-Submitted 4Q 2018-Submitted	Texas Texas	\$0.00	\$0.00	\$0.00	\$0.00	\$0.00	\$0.00	\$0.00	\$0.00	\$0.00	\$0.00	\$0.00	\$0.00
1, 2, & 3Q's 2018-Submitted 4Q 2018-Submitted	Virginia Virginia	\$0.00	\$0.00	\$0.00	\$0.00	\$0.00	\$0.00	\$0.00	\$0.00	\$0.00	\$0.00	\$0.00	\$0.00
1, 2, & 3Q's 2018-Submitted 4Q 2018-Submitted	Washington Washington	\$0.00	\$0.00	\$0.00	\$0.00	\$0.00	\$0.00	\$0.00	\$0.00	\$0.00	\$0.00	\$0.00	\$0.00
1, 2, & 3Q's 2018-Submitted 4Q 2018-Submitted	West Virginia West Virginia	\$0.00	\$0.00	\$0.00	\$0.00	\$0.00	\$0.00	\$0.00	\$0.00	\$0.00	\$0.00	\$0.00	\$0.00
1, 2, & 3Q's 2018-Submitted 4Q 2018-Submitted	Wisconsin Wisconsin	\$0.00	\$0.00	\$0.00	\$0.00	\$0.00	\$0.00	\$0.00	\$0.00	\$0.00	\$0.00	\$0.00	\$0.00
1, 2, & 3Q's 2018-Submitted 4Q 2018-Submitted	Wyoming Wyoming	\$0.00	\$0.00	\$0.00	\$0.00	\$0.00	\$0.00	\$0.00	\$0.00	\$0.00	\$0.00	\$0.00	\$0.00
<u>Response Status</u>	<u>State</u>	<u>Bid #014</u> Troxell Sales	<u>Bid #014</u> Troxell Administrative Fees Received	<u>Bid #015</u> CITI, Sales	<u>Bid #015</u> CITI, Fees Rcvd	<u>Bid #015</u> Independent Stationers dba EPIC, Sales	<u>Bid #015</u> Independent Stationers dba EPIC, Fees Rcvd	<u>Bid #015</u> Nilfisk Advance, Inc Sales	<u>Bid #015</u> Nilfisk Advance, Inc Fees Rcvd	<u>Bid #016</u> TeachingBooks. net, Sales	<u>Bid #016</u> TeachingBooks. net Fees Rcvd	<u>Bid #016</u> TLC Library Corporation, Sales	<u>Bid #016</u> TLC Library Corporation, Admin Fees
Total 2018 Sales		\$43,688.35		\$0.00		\$11,052.20		\$4,063.22		\$0.00		\$0.00	
Total 2018 Admin Fees			\$873.77		\$0.00		\$221.04		\$81.27		\$0.00		\$0.00
Totals By Bids													
Total 2018 Sales													
Total 2018 Admin Fees													

AEPA Member Sales & Fees 2018
Report March 18, 2019 (2018 Report)

<u>Response Status</u>	<u>State</u>	<u>Bid #016</u> <u>UBU, Sales</u>	<u>Bid #016</u> <u>UBU, Admin</u> <u>Fees</u>	<u>2018 Total Sales</u>	<u>2018 Total Admin Fees</u>	<u>2018 Total Sales</u>	<u>2018 Total Admin Fees</u>
1, 2, & 3Q's 2018-Submitted 4Q 2018-Submitted	California California	\$0.00	\$0.00	\$75,304,740.59 \$17,673,421.16	\$1,295,063.14 \$353,494.36	\$92,978,161.75	\$1,648,557.50
1, 2, & 3Q's 2018-Submitted 4Q 2018-Submitted	Colorado Colorado	\$0.00	\$0.00	\$9,581,423.85 \$3,487,331.38	\$165,332.30 \$131,380.85	\$13,068,755.23	\$296,713.15
1, 2, & 3Q's 2018-Submitted 4Q 2018-Submitted	Connecticut Connecticut	\$0.00	\$0.00	\$8,459,471.59 \$2,078,828.00	\$156,288.32 \$38,690.86	\$10,538,299.59	\$194,979.18
4Q 2018-Submitted 4Q 2018-Submitted	Florida Florida	\$0.00	\$0.00	\$4,685,795.62 \$1,031,966.83	\$90,964.93 \$19,632.33	\$5,717,762.45	\$110,597.26
1, 2, & 3Q's 2018-Submitted 4Q 2018-Submitted	Illinois Illinois	\$0.00	\$0.00	\$0.00 \$0.00	\$0.00 \$0.00	\$0.00	\$0.00
1, 2, & 3Q's 2018-Submitted 4Q 2018-Submitted	Indiana Indiana	\$0.00	\$0.00	\$9,064,353.10 \$4,363,210.74	\$192,946.16 \$95,222.20	\$13,427,563.84	\$288,168.36
1, 2, & 3Q's 2018-Submitted 4Q 2018-Submitted	Iowa Iowa	\$0.00	\$0.00	\$7,521,666.64 \$1,112,184.12	\$148,970.36 \$22,152.47	\$8,633,850.76	\$171,122.83
1, 2, & 3Q's 2018-Submitted 4Q 2018-Submitted	Kansas Kansas	\$0.00	\$0.00	\$15,364,100.57 \$10,821,775.15	\$287,713.70 \$153,789.59	\$26,185,875.72	\$441,503.29
1, 2, & 3Q's 2018-Submitted 4Q 2018-Submitted	Kentucky Kentucky	\$0.00 \$0.00	\$0.00 \$0.00	\$9,954,952.50 \$4,859,735.64	\$199,099.05 \$106,364.54	\$14,814,688.14	\$305,463.59
1, 2, & 3Q's 2018-Submitted 4Q 2018-Submitted	Massachusetts Massachusetts	\$0.00	\$0.00	\$2,018,772.07 \$455,887.39	\$40,158.20 \$9,117.77	\$2,474,659.46	\$49,275.97
1, 2, & 3Q's 2018-Submitted 4Q 2018-Submitted	Michigan Michigan	\$0.00	\$0.00	\$1,606,273.08 \$406,655.37	\$32,102.54 \$8,079.87	\$2,012,928.45	\$40,182.41
1, 2, & 3Q's 2018-Submitted 4Q 2018-Submitted	Minnesota Minnesota	\$0.00	\$0.00	\$11,068,370.73 \$1,840,724.91	\$212,758.70 \$36,728.49	\$12,909,095.64	\$249,487.19
1, 2, & 3Q's 2018-Submitted 4Q 2018-Submitted	Missouri Missouri	\$0.00	\$0.00	\$14,875,428.38 \$5,821,786.01	\$297,508.57 \$118,454.14	\$20,697,214.39	\$415,962.71
1, 2, & 3Q's 2018-Submitted 4Q 2018-Submitted	Montana Montana	\$0.00	\$0.00	\$2,246,074.20 \$2,541,187.20	\$43,328.29 \$46,380.11	\$4,787,261.40	\$89,708.40
1, 2, & 3Q's 2018-Submitted 4Q 2018-Submitted	Nebraska Nebraska	\$0.00	\$0.00	\$2,483,766.29 \$387,583.65	\$50,053.22 \$6,898.95	\$2,871,349.94	\$56,952.17
1, 2, & 3Q's 2018-Submitted 4Q 2018-Submitted	New Jersey New Jersey	\$0.00	\$0.00	\$7,739,551.36 \$6,199,332.77	\$162,089.71 \$132,062.54	\$13,938,884.13	\$294,152.25

<u>Response Status</u>	<u>State</u>	<u>Bid #016</u> <u>UBU, Sales</u>	<u>Bid #016</u> <u>UBU, Admin Fees</u>	<u>2018 Total Sales</u>	<u>2018 Total Admin Fees</u>	<u>2018 Total Sales</u>	<u>2018 Total Admin Fees</u>
1, 2, & 3Q's 2018-Submitted	New Mexico	\$0.00	\$0.00	\$12,087,743.00	\$241,754.00		
4Q 2018-Submitted	New Mexico			\$21,616,370.41	\$71,927.40	\$33,704,113.41	\$313,681.40
1, 2, & 3Q's 2018-Submitted	North Dakota	\$0.00	\$0.00	\$2,611,030.55	\$49,207.86		
4Q 2018-Submitted	North Dakota			\$280,601.46	\$5,413.19	\$2,891,632.01	\$54,621.05
1, 2, & 3Q's 2018-Submitted	Ohio	\$2,994,100.00	\$59,882.23	\$31,889,576.88	\$607,227.42		
4Q 2018-Submitted	Ohio			\$5,771,941.60	\$113,631.37	\$37,661,518.48	\$720,858.79
1, 2, & 3Q's 2018-Submitted	Oregon	\$0.00	\$0.00	\$9,899,728.10	\$193,893.77		
4Q 2018-Submitted	Oregon			\$5,520,097.62	\$108,873.51	\$15,419,825.72	\$302,767.28
1, 2, & 3Q's 2018-Submitted	Pennsylvania	\$0.00	\$0.00	\$34,500,388.01	\$679,108.84		
4Q 2018-Submitted	Pennsylvania			\$11,234,475.64	\$223,371.29	\$45,734,863.65	\$902,480.13
1, 2, & 3Q's 2018-Submitted	Texas	\$0.00	\$0.00	\$7,977,176.12	\$115,164.70		
4Q 2018-Submitted	Texas			\$2,761,554.00	\$36,442.00	\$10,738,730.12	\$151,606.70
1, 2, & 3Q's 2018-Submitted	Virginia	\$0.00	\$0.00	\$13,877,778.99	\$151,086.18		
4Q 2018-Submitted	Virginia			\$2,888,178.36	\$41,293.95	\$16,765,957.35	\$192,380.13
1, 2, & 3Q's 2018-Submitted	Washington	\$0.00	\$0.00	\$39,154,772.94	\$783,094.51		
4Q 2018-Submitted	Washington			\$11,981,810.40	\$239,636.19	\$51,136,583.34	\$1,022,730.70
1, 2, & 3Q's 2018-Submitted	West Virginia	\$0.00	\$0.00	\$7,948,124.30	\$156,739.17		
4Q 2018-Submitted	West Virginia			\$2,963,757.18	\$59,165.61	\$10,911,881.48	\$215,904.78
1, 2, & 3Q's 2018-Submitted	Wisconsin	\$0.00	\$0.00	\$4,449,837.25	\$79,181.51		
4Q 2018-Submitted	Wisconsin			\$188,390.64	\$2,770.04	\$4,638,227.89	\$81,951.55
1, 2, & 3Q's 2018-Submitted	Wyoming	\$0.00	\$0.00	\$4,273,982.82	\$81,235.43		
4Q 2018-Submitted	Wyoming			\$299,866.84	\$5,778.93	\$4,573,849.66	\$87,014.36
<u>Response Status</u>	<u>State</u>	<u>Bid #016</u> <u>UBU, Sales</u>	<u>Bid #016</u> <u>UBU, Admin Fees</u>	<u>2018 Total Sales</u>	<u>2018 Total Admin Fees</u>	<u>2018 Total Sales</u>	<u>2018 Total Admin Fees</u>
Total 2018 Sales		\$2,994,100.00		\$479,233,534.00		Total 2018 Sales	
Total 2018 Admin Fees			\$59,882.23		\$8,698,823.13	Total 2018 Admin Fees	
Totals By Bids						Totals By Bids	
Total 2018 Sales				\$479,233,534.00		Total 2018 Sales	
Total 2018 Admin Fees				\$8,698,823.13		Total 2018 Admin Fees	

Member Signed 2018 Contracts
Report March 18, 2019 (2018 Report)

Member_Signed_Contracts_2018

<u>Response Status</u>	<u>States</u>	<u>2. Name (First)</u>	<u>2. Name (Last)</u>	AstroTurf	Best Plumbing	BioFit Engineered Products	CDW-G	CEIA	Daktronics	Facility Solutions Group	Field Turf USA - Synthetic Turf	Field Turf USA - Tracks & Courts
2018 Signed Contracts-Not Submitted	California	Racquel	Landolf									
2018 Contract-Submitted	Colorado	John	Tillman	1	1	1	1	1	1	1	1	1
2018 Contract-Submitted	Connecticut	Cara	Hart	1	1	1	1	1	1	1	1	1
2018 Contract-Submitted	Florida	Judy	Hall	1	1	1	1	1	1	1	1	1
2018 Signed Contracts-Not Submitted	Illinois											
2018 Signed Contracts-Not Submitted	Indiana	Pamela A.	Clover									
2018 Contract-Submitted	Iowa	Joni	Puffett	0	1	1	1	1	1	1	1	1
2018 Contract-Submitted	Kansas	Tina	Smith	1	1	1	1	1	1	1	1	1
2018 Contract-Submitted	Kentucky	Ann	Burden	0	0	1	1	1	1	1	1	1
2018 Signed Contracts-Not Submitted	Massachusetts	Joan	Preble									
2018 Contract-Submitted	Michigan	Michelle	Selak	1	1	1	1	1	1	1	1	1
2018 Contract-Submitted	Minnesota	Melissa	Mattson	1	1	1	1	1	1	1	1	0
2018 Contract-Submitted	Missouri	Steve	Griggs	1	1	1	1	1	1	1	1	1
2018 Signed Contracts-Not Submitted	Montana											
2018 Contract-Submitted	Nebraska	Craig	Peterson	1	1	1	1	1	1	1	1	1
2018 Contract-Submitted	New Jersey	Teresa	Gerstacker	0	0	0	0	1	0	0	0	1
2018 Signed Contracts-Not Submitted	New Mexico											
2018 Contract-Submitted	North Dakota	Melissa	Mattson	1	1	1	1	1	1	1	1	0
2018 Contract-Submitted	Ohio	Elmo	Kallner	1	1	1	1	1	1	1	1	1
2018 Contract-Submitted	Oregon	Rob	Naughton	1	0	1	1	0	1	1	1	1
2018 Signed Contracts-Not Submitted	Pennsylvania											
2018 Contract-Submitted	Texas	Andrew	Pickens	1	1	1	1	1	1	1	1	1
2018 Signed Contracts-Not Submitted	Virginia											
2018 Contract-Submitted	Washington	THOMAS	KIM	0	0	1	1	0	1	1	1	1
2018 Signed Contracts-Not Submitted	West Virginia	Tinessa	Williamson									
2018 Contract-Submitted	Wisconsin	Jane	Wray	1	1	1	1	1	1	1	1	1
2018 Contract-Submitted	Wyoming	Nita	Werner	1	1	1	1	1	1	1	0	0
<u>Response Status</u>	<u>States</u>	<u>2. Name (First)</u>	<u>2. Name (Last)</u>	<u>AstroTurf</u>	<u>Best Plumbing</u>	<u>BioFit Engineered Products</u>	<u>CDW-G</u>	<u>CEIA</u>	<u>Daktronics</u>	<u>Facility Solutions Group</u>	<u>Field Turf USA - Synthetic Turf</u>	<u>Field Turf USA - Tracks & Courts</u>
	Totals			14	14	17	17	16	17	17	16	15

Member_Signed_Contracts_2018

<u>States</u>	Hellas Construction, Inc - Synthetic Turf	Hellas Construction, Inc - Tracks & Courts	Konica Minolta	Kranos Corp (DBA Schutt Sports)	Kyocera Mita	Mackin Educational Resources	Midwest Technology Products	MNJ	Motz Group - Synthetic Turf	National Business Furniture	Partac Peat Corporation	Progressive Services INC	Quill - Instructional Supply Catalog
California													
Colorado	1	1	1	1	1	1	1	1	1	1	1	1	1
Connecticut	1	1	1	1	1	1	1	1	1	1	1	0	1
Florida	1	1	1	1	1	1	1	1	1	1	1	1	1
Illinois													
Indiana													
Iowa	0	0	1	1	1	1	1	1	0	1	1	0	1
Kansas	1	1	1	1	1	1	1	1	1	1	1	1	1
Kentucky	1	1	1	1	1	1	1	1	1	1	1	1	1
Massachusetts													
Michigan	1	1	1	1	1	1	1	1	1	1	1	1	1
Minnesota	0	1	1	1	1	1	1	1	0	1	1	0	0
Missouri	1	1	1	1	1	1	1	1	1	1	1	1	1
Montana													
Nebraska	1	1	1	1	1	1	1	1	1	1	1	1	1
New Jersey	0	1	1	0	1	0	1	0	0	1	0	0	0
New Mexico													
North Dakota	0	1	1	1	1	1	1	1	0	1	1	0	0
Ohio	1	1	1	1	1	1	1	1	1	1	1	1	1
Oregon	1	1	1	1	1	0	1	1	0	1	1	1	1
Pennsylvania													
Texas	1	1	1	1	1	1	1	1	1	1	1	1	1
Virginia													
Washington	1	1	1	0	1	0	1	0	0	0	0	1	1
West Virginia													
Wisconsin	1	1	1	1	1	1	1	1	1	1	1	0	1
Wyoming	1	1	1	1	1	1	1	1	0	1	1	1	1
<u>States</u>	<i>Hellas Construction, Inc - Synthetic Turf</i>	<i>Hellas Construction, Inc - Tracks & Courts</i>	<i>Konica Minolta</i>	<i>Kranos Corp (DBA Schutt Sports)</i>	<i>Kyocera Mita</i>	<i>Mackin Educational Resources</i>	<i>Midwest Technology Products</i>	<i>MNJ</i>	<i>Motz Group - Synthetic Turf</i>	<i>National Business Furniture</i>	<i>Partac Peat Corporation</i>	<i>Progressive Services INC</i>	<i>Quill - Instructional Supply Catalog</i>
Totals	14	17	18	16	18	15	18	16	11	17	16	12	15

Member_Signed_Contracts_2018

<u>States</u>	Quill - Office Supplies Catalog	Quill - Rest Room, Break Room & Safety Supplies Catalog	School Health	SchoolDude/D ude Solutions	School Specialty - Furniture	School Specialty - Instructional Supply Catalog	School Specialty - Sports Equipment	Shaw Sports Turf - Synthetic Turf	SICO America Inc	Sports Surfaces Distributing - Hardwood & Synthetic Flooring	Techline Sports Lighting	WTI/Tremco	<u># Signed Contracts</u>
California													0
Colorado	1	1	1	1	1	1	1	1	1	1	1	1	34
Connecticut	1	1	1	1	0	0	0	1	1	1	1	1	30
Florida	1	1	1	1	1	1	1	1	1	1	1	1	34
Illinois													0
Indiana													0
Iowa	1	1	0	1	1	1	1	0	1	0	0	1	25
Kansas	1	1	1	1	1	1	1	1	1	1	1	1	34
Kentucky	1	1	0	1	1	1	1	1	1	1	1	1	31
Massachusetts													0
Michigan	1	1	1	0	1	1	1	1	1	1	1	1	33
Minnesota	0	0	1	0	1	1	1	1	1	0	1	1	25
Missouri	1	1	1	1	1	1	1	1	1	1	1	1	34
Montana													0
Nebraska	1	1	1	1	1	1	1	1	1	1	1	1	34
New Jersey	0	0	0	0	1	0	0	0	1	0	0	1	10
New Mexico													0
North Dakota	0	0	1	1	1	1	1	1	1	0	1	1	26
Ohio	1	1	1	1	1	1	1	1	1	1	1	1	34
Oregon	1	1	0	1	1	1	1	0	1	1	1	1	28
Pennsylvania													0
Texas	1	1	0	1	1	1	1	1	1	1	1	1	33
Virginia													0
Washington	1	1	1	0	1	1	1	1	0	0	0	1	21
West Virginia													0
Wisconsin	1	1	1	1	1	1	1	1	1	1	1	1	33
Wyoming	1	1	1	1	1	1	1	0	1	1	1	1	30

<u>States</u>	Quill - Office Supplies Catalog	Quill - Rest Room, Break Room & Safety Supplies Catalog	School Health	SchoolDude/D ude Solutions	School Specialty - Furniture	School Specialty - Instructional Supply Catalog	School Specialty - Sports Equipment	Shaw Sports Turf - Synthetic Turf	SICO America Inc	Sports Surfaces Distributing - Hardwood & Synthetic Flooring	Techline Sports Lighting	WTI/Tremco	<u># Signed Contracts</u>
Totals	15	15	13	14	17	16	16	14	17	13	15	18	

Member Signed 2018 Contracts w/Reasons

Report March 18, 2019 (2018 Report)

Members_Signed_Contract_Reasons

<u>Response Status</u>	<u>States</u>	<u>2. Name (First)</u>	<u>2. Name (Last)</u>	AstroTurf	Best Plumbing	BioFit Engineered Products	CDW-G	CEIA	Daktronics	Facility Solutions Group	Field Turf USA - Synthetic Turf	Field Turf USA - Tracks & Courts
2018 Signed Contracts-Not Submitted	California	Racquel	Landolf									
2018 Contract-Submitted	Colorado	John	Tillman	Yes	Yes	Yes	Yes	Yes	Yes	Yes	Yes	Yes
2018 Contract-Submitted	Connecticut	Cara	Hart	Yes	Yes	Yes	Yes	Yes	Yes	Yes	Yes	Yes
2018 Contract-Submitted	Florida	Judy	Hall	Yes	Yes	Yes	Yes	Yes	Yes	Yes	Yes	Yes
2018 Signed Contracts-Not Submitted	Illinois											
2018 Signed Contracts-Not Submitted	Indiana	Pamela A.	Clover									
2018 Contract-Submitted	Iowa	Joni	Puffett	No- Other	Yes	Yes	Yes	Yes	Yes	Yes	Yes	Yes
2018 Contract-Submitted	Kansas	Tina	Smith	Yes	Yes	Yes	Yes	Yes	Yes	Yes	Yes	Yes
2018 Contract-Submitted	Kentucky	Ann	Burden	No- Other	No- Other	Yes	Yes	Yes	Yes	Yes	Yes	Yes
2018 Signed Contracts-Not Submitted	Massachusetts	Joan	Preble									
2018 Contract-Submitted	Michigan	Michelle	Selak	Yes	Yes	Yes	Yes	Yes	Yes	Yes	Yes	Yes
2018 Contract-Submitted	Minnesota	Melissa	Mattson	Yes	Yes	Yes	Yes	Yes	Yes	Yes	Yes	No- Other
2018 Contract-Submitted	Missouri	Steve	Griggs	Yes	Yes	Yes	Yes	Yes	Yes	Yes	Yes	Yes
2018 Signed Contracts-Not Submitted	Montana											
2018 Contract-Submitted	Nebraska	Craig	Peterson	Yes	Yes	Yes	Yes	Yes	Yes	Yes	Yes	Yes
2018 Signed Contracts-Not Submitted	New Jersey	Teresa	Gerstacker	No- Other	No- Other	No- Other	No- We have ot	Yes	No- Other	No- Other	No- Other	Yes
2018 Signed Contracts-Not Submitted	New Mexico											
2018 Contract-Submitted	North Dakota	Melissa	Mattson	Yes	Yes	Yes	Yes	Yes	Yes	Yes	Yes	No- Other
2018 Contract-Submitted	Ohio	Elmo	Kallner	Yes	Yes	Yes	Yes	Yes	Yes	Yes	Yes	Yes
2018 Contract-Submitted	Oregon	Rob	Naughton	Yes	No- Not an are	Yes	Yes	No- Not an are	Yes	Yes	Yes	Yes
2018 Signed Contracts-Not Submitted	Pennsylvania											
2018 Contract-Submitted	Texas	Andrew	Pickens	Yes	Yes	Yes	Yes	Yes	Yes	Yes	Yes	Yes
2018 Signed Contracts-Not Submitted	Virginia											
2018 Contract-Submitted	Washington	THOMAS	KIM	No- Other	No- Other	Yes	Yes	No- Other	Yes	Yes	Yes	Yes
2018 Signed Contracts-Not Submitted	West Virginia	Tinessa	Williamson									
2018 Contract-Submitted	Wisconsin	Jane	Wray	Yes	Yes	Yes	Yes	Yes	Yes	Yes	Yes	Yes
2018 Contract-Submitted	Wyoming	Nita	Werner	Yes	Yes	Yes	Yes	Yes	Yes	Yes	No- Other	No- Other

Member Signed 2018 Contracts w/Reasons

Members_Signed_Contract_Reasons

Report March 18, 2019 (2018 Report)

<u>Response Status</u>	<u>States</u>	Shaw Sports Turf - Synthetic Turf	SICO America Inc	Sports Surfaces Distributing - Hardwood & Synthetic Flooring	Techline Sports Lighting	WTI/Tremco
2018 Signed Contracts-Not Submitted	California					
2018 Contract-Submitted	Colorado	Yes	Yes	Yes	Yes	Yes
2018 Contract-Submitted	Connecticut	Yes	Yes	Yes	Yes	Yes
2018 Contract-Submitted	Florida	Yes	Yes	Yes	Yes	Yes
2018 Signed Contracts-Not Submitted	Illinois					
2018 Signed Contracts-Not Submitted	Indiana					
2018 Contract-Submitted	Iowa	No- Other	Yes	No- Other	No- Other	Yes
2018 Contract-Submitted	Kansas	Yes	Yes	Yes	Yes	Yes
2018 Contract-Submitted	Kentucky	Yes	Yes	Yes	Yes	Yes
2018 Signed Contracts-Not Submitted	Massachusetts					
2018 Contract-Submitted	Michigan	Yes	Yes	Yes	Yes	Yes
2018 Contract-Submitted	Minnesota	Yes	Yes	No- Other	Yes	Yes
2018 Contract-Submitted	Missouri	Yes	Yes	Yes	Yes	Yes
2018 Signed Contracts-Not Submitted	Montana					
2018 Contract-Submitted	Nebraska	Yes	Yes	Yes	Yes	1
2018 Signed Contracts-Not Submitted	New Jersey	No- Other	Yes	No- We have ot	No- Other	Yes
2018 Signed Contracts-Not Submitted	New Mexico					
2018 Contract-Submitted	North Dakota	Yes	Yes	No- Other	Yes	Yes
2018 Contract-Submitted	Ohio	Yes	Yes	Yes	Yes	1
2018 Contract-Submitted	Oregon	No- Other	Yes	Yes	Yes	Yes
2018 Signed Contracts-Not Submitted	Pennsylvania					
2018 Contract-Submitted	Texas	Yes	Yes	Yes	Yes	1
2018 Signed Contracts-Not Submitted	Virginia					
2018 Contract-Submitted	Washington	Yes	No- Other	No- Other	No- Other	Yes
2018 Signed Contracts-Not Submitted	West Virginia					
2018 Contract-Submitted	Wisconsin	Yes	Yes	Yes	Yes	Yes
2018 Contract-Submitted	Wyoming	No- Other	Yes	Yes	Yes	Yes

Educational Service Unit Coordinating Council
Legal Committee Meeting
October 1, 2019 at 3:00 PM Central
LPS Admin. Bldg.
5905 O Street
Lincoln, NE 68501

Attendance Taken at 3:00 PM.

Schnoes ESU 03: Absent
Robke ESU 04: Absent
Skretta ESU 06: Present
Polk ESU 07: Present
Wheelock ESU 10: Present
Barnes ESU 11: Present
Dick ESU 13: Present
Calvert ESU 15: Present

Attendance Update Taken at 3:09 PM.

Schnoes ESU 03: Present

1. Call to Order

Notice to visitors: To be heard at this meeting, the "Request to be Heard" form, must be completed and submitted to the Secretary to the Executive Director of ESUCC. The President of the Board of ESUCC will call upon visitors wishing to address the Board in the order they were submitted or by subject.

Pursuant to Section 84-1411 of the Nebraska Statutes, notice of this meeting was given by advertisement on the ESUCC website, NE Public Meeting site, and host site.

Open Meetings Law: Pursuant to Section 84 - 1412 of the Nebraska Statutes, the public is hereby informed that a current copy of the Nebraska Open Meetings Act is posted in this meeting room.

Closed Session:

The council may enter closed session during the meeting when it determines that doing so is appropriate and is authorized by the provisions of the Open Meetings Act.

Call to order: 3:00PM.

Staff: Kraig Lofquist, Deb Hericks, Priscilla Quintana, Beth Kabes, Craig Peterson

2. Roll Call

3. Agenda Item

3.1. Legislative Updates

Executive Director shared that Bromm's will try to attend, they are attending a different meeting in Omaha. Senator Lindstrom will be running for Governor. Barnes/Skretta attended the Open Sky meeting last week. There was a panel discussion regarding property tax relief. Great discussions on jobs in NE.

3.1.1. Bromm's Updates

Bromms were present to share updates. They gave their views of LR63. The hearing is set for this Friday. We need to share the services provided and the money we are saving the state. Need to create some talking points especially from schools. Property taxes will be up first this legislative session. Several people have writing letters of support for the ESUs. Several Senators have shown thier disapproval of the whole process taken with LR63. Senators are focused on elections and redistricting in the next two years. The Educaiton Coalition discussed key areas they wanted to support this upcoming session.

3.1.2. LR 63 - Interim study to examine educational service units

3.1.3. ESU Services to Private Schools-Requirements

Nicole Barrett also had several questions about "**private schools**" and how ESUs serve them. She has visited each ESUs website and has found that some ESUs list private schools on their sites and others do not.

I told Nicole that it is mandatory that ESUs/schools include private schools in federal grants (equitable services) such as Title I, IIA, etc. I also shared with her that public schools are required to provide special education services to private school students (in many cases it's an ESU employee who provides the service on behalf of the public school). Additionally, I told her that in some instances, ESUs work with private schools, assisting them with their technology. Finally, I told her that many times private schools are invited to participate in PD trainings, conferences, etc. and they do so if it interests/benefits them.

If you would please take a moment to share the services you provide with your private schools, it would be greatly appreciated. You can do so by entering the information

on [this Google Form](#). Please enter your ESUs information by Monday, September 30th at noon.

Committee Chair asked to have the discussion of their private schools and the ESU support. Each ESU services their private schools differently. Can we get legal advice on guidance on what the actual rule is for supporting private schools. Discussions on what statute says. It states the we may provide services. We have to have a contract, not regulated on how we charge for it. ESUCC has different rules that we need to follow. Federally ESUs have to provide Special Education for private schools.

3.1.4. Legislative Day February 12, 2020

Feb. 12th 2020 (Wednesday) 7:00am-2:00pm in the same conference room as this year.

3.1.5. AESA Call to Action Update

Dr Lofquist, Dr Polk, Paul Calveert and Dr Schnoes went to Washington DC for the Call to Action meeting. This group received tickets to attend the Standing Bear. Each state send two statues to the DC and they changed out William Jennings Bryan with the Standing Bear statue. They shared some other stories of their events and meetings while in Washington DC. They attended the Nebraska breakfast while there. Adrian Smith worked for ESU 17. They talked about ESUs. The Universal Service Funds is being changed to ERATE and Rural Health Services this will pit those two groups against each other. They discussed the MTSS Conference in hopes that Senator Sasse will be a speaker for the conference. IDEA, full funding, etc. All education is all in one pot of money so if they add to Special Education resources they will take away from other places. They had a brief summary for four congressman - there are 92 senators. Bring them together to collaborate, instead it was the opposite, no collaboration and did very little to orientate new members. 5000 a week. Bernie Sanders has not cast a vote in three months. Important to have someone that has been there before but important for others to experience this meeting.

3.2. Policies and Procedures

3.2.1. Article 1 Section of Policy Updates

Committee to review Article 1 section of policy updated. Everything highlighted in blue is "new". To be brought forth for approval in November.

Questions sent to attorney on the following:

1015.5 - Committees

1016 - Time and Place of Meetings

1020 - Annual Organizational Meeting

3.3. COOP

3.3.1. Coop Strategic Plan

3.3.2. Coop Communications

3.3.2.1. Coop Newsletter

3.3.2.2. Coop Brochure 2019-20

3.3.3. Coop Contracts

3.3.3.1. Approve Extension to 2016-2019 Special Buy Agreement with Harris Computer Corp.

Recommended Motion: Recommend approval of proposed resolution, upon favorable review by ESUCC attorney. Passed with a motion by Barnes ESU 11 and a second by Calvert ESU 15.

Schnoes ESU 03: Yea

Skretta ESU 06: Yea

Polk ESU 07: Yea

Wheelock ESU 10: Yea

Barnes ESU 11: Yea

Dick ESU 13: Yea

Calvert ESU 15: Yea
Yea: 7, Nay: 0

3.3.3.2. Approve Special Buy Agreement with CrisisGo

Recommended Motion: Recommend approval of proposed resolution, upon favorable review by ESUCC attorney. Passed with a motion by Barnes ESU 11 and a second by Skretta ESU 06.

Schnoes ESU 03: Yea
Skretta ESU 06: Yea
Polk ESU 07: Yea
Wheelock ESU 10: Yea
Barnes ESU 11: Yea
Dick ESU 13: Yea
Calvert ESU 15: Yea
Yea: 7, Nay: 0

3.3.4. Staff Written Reports

3.3.4.1. Peterson Report

Coop Director shared details on his report.

3.3.4.1.1. Annual/Paper Buy

3.3.4.1.2. Specials Buys

3.3.4.1.3. AEPA

Attached reports will provide an overview of AEPA sales by State and Vendor.

3.3.4.2. Colleen Lentz (Data)

Colleen Lentz shared her reports.

4. Next Meetings Agenda Items

5. Adjournment

Meeting adjourn 4:02PM.

October 2019 ESUCC Coop Committee Report

Food Program Update

- **2019-20 Participants: 113**
 - **Spend Commitment:** \$7,121,155.26
 - **Non-Renewals: 6**
 - Tekamah- Herman-No longer doing bus w/ Sysco
 - Gretna Public- Issued RFP
 - St Mary's Lincoln- School Closed
 - Potter-Dix- No reason given
 - Central Nebraska Comm Action Ptnrshp- Do not qualify for program
 - Love & Learn Christian Childcare & Preschool- Do not qualify for program
 - **New Participants: 5**
 - Bishop Neumann Wahoo
 - Banner County
 - Emerson-Hubbard
 - Loomis Public
 - Ravenna Public Schools

- **2018-19 Participants: 114**
 - **Spend Commitment:** \$7,507,251.19
 - **Total Sales:** \$5,351,985.00

- **2017-18 Participants: 114**
 - **Spend Commitment:** \$7,101,278.38
 - **Total Sales:** \$5,392,099.59

- **2016-1 Participants: 111**
 - **Spend Commitment:** \$6,892,280.20
 - **Total Sales:** \$5,017,842.73

**EXTENSION TO 2016-2019 SPECIAL BUY AGREEMENT BETWEEN
ESUCC COOPERATIVE PURCHASING AND Harris Computer
Corporation**

This Amendment and Extension is made by and between Nebraska ESUCC Cooperative Purchasing ("Cooperative") and Harris Computer Corporation ("Contractor") to the 2016-2019 Special Buy Agreement ("Agreement") signed by the Cooperative on October 03, 2016, and by the Contractor on October 17, 2016. The Addendum is as follows:

The Terms and Conditions of the Agreement are amended as follows:

No Changes to Terms and Conditions Agreement.

Exhibit "A" is amended to add the following goods or services:

Please remove, from Page 13 EXHIBIT "A", Year1, Year2 and Year3 all references to School Rush.

Please remove from Page 13 EXHIBIT "A", Year1, Year2, and Year3 all references to College Select.

Please add, on page 13 EXHIBIT "A" under the Options Topic:

Year 1	Options not included in the Fixed Price Proposal:			
Year 2	EzSchoolMsg School Messaging	\$3.50	1600	5,600
Year 3	EzSchoolMsg Setup and Training		4	750

Please add, on page 13 "EXHIBIT "A" under the Options Topic:

Year 1	Options not included in the Fixed Price Proposal:			
Year 2	EzSchoolEnroll Parental Demographic Changes	\$2.00	1600	\$3,200
Year 3	EzSchoolEnroll Setup and Training		4	\$750

Exhibit "B" is amended to add the following pricing information:

Please remove from Page 14 EXHIBIT "B", Year1, Year2 and Year3 all references to School Rush.

Please remove from Page 14 EXHIBIT "B", Year1, Year2, and Year3 all references to College Select.

Please add, on page 14 EXHIBIT "B" under the Options Topic:

Year 1	Options not included in the Fixed Price Proposal:			
Year 2	EzSchoolMsg School Messaging	\$3.50	1600	5,600
Year 3	EzSchoolMsg Setup and Training		4	750

Please add, on page 14, EXHIBIT "B" under the Options Topic:

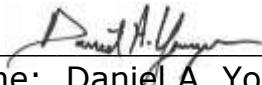
Year 1	Options not included in the Fixed Price Proposal:			
Year 2	EzSchoolEnroll Parental Demographic Changes	\$2.00	1600	\$3,200
Year 3	EzSchoolEnroll Setup and Training		4	\$750

The Agreement permits amendment and modification by a signed, written agreement by both parties that identifies itself as an amendment. The Cooperative has approved an extension and now desires to extend the Agreement for an additional term of thirty-six (36) months until August 1, 2022. Upon the signature of an authorized officer of the Cooperative and the Contractor, the Agreement is hereby extended.

COOPERATIVE

CONTRACTOR

Name: _____
Executive Director
Executed on Date: _____



Name: Daniel A. Youngren
Title: VP of Operations, HES
Executed on Date: 9/6/2019