

Regular Board of Education Meeting

Monday, September 9, 2019 7:30 PM

Boone Central Middle School Library
203 Widaman
Petersburg, NE 68652

1. Open the Meeting - Call to Order
2. Approval of Absent Board Members if Necessary
3. Welcome Guests
4. Consent Agenda

Motion to approve the Consent Agenda and the bills, and to authorize the Board President and Treasurer to sign and validate all the checks as presented. This motion, made by Karrie Fogleman and seconded by Darren Wright, Passed.

Karrie Fogleman: Yea, Justin Frey: Yea, Ed Knott: Yea, Kathleen Rolf: Yea, Tim Stopak: Yea, Darren Wright: Yea
Yea: 6, Nay: 0

1. Meeting Agenda and Previous Meeting Minutes
2. Bill Roster and Financial Reports
5. Board Committee Reports
Application for Prairie Street vacation was submitted to the City of Albion for approval.
6. Administrative Reports
 1. Elementary Principal
Mr. Theis provided an assessment update; noting the completion of DIBELS testing. The Nebraska Reading Act was discussed; BCS has a created a documentation sheet to track student progress.
 2. Middle School Principal
Mr. Curry reported that fall MAP testing has been completed; district assessment update was provided.
 3. High School Principal
Mr. Kravig presented the HS class schedule and noted the number of kids in each section.
 4. Activities Director

5. Superintendent

Superintendent Hardwick noted that asbestos sampling was completed at the properties located at 604 S. 6th, 1015 W. Church St. and at the Middle School.

7. Public Comment

8. Action Items

1. Albion Education Foundation Representation - Ralph Schmadeke

Motion to renew 4-year term for Ralph Schmadeke to serve on the Albion Education Foundation Board. This motion, made by Justin Frey and seconded by Kathleen Rolf, Passed.

Karrie Fogleman: Yea, Justin Frey: Yea, Ed Knott: Yea, Kathleen Rolf: Yea, Tim Stopak: Yea, Darren Wright: Yea

Yea: 6, Nay: 0

2. 2019 Dodge Caravan Purchase

Motion to approve purchase of 2019 Dodge Caravan for \$21,000. This motion, made by Darren Wright and seconded by Tim Stopak, Passed.

Karrie Fogleman: Yea, Justin Frey: Yea, Ed Knott: Yea, Kathleen Rolf: Yea, Tim Stopak: Yea, Darren Wright: Yea

Yea: 6, Nay: 0

3. 2019-20 Boone Central School District Budget

Approve 2019-2020 district budget as presented. This motion, made by Darren Wright and seconded by Tim Stopak, Passed.

Karrie Fogleman: Yea, Justin Frey: Yea, Ed Knott: Yea, Kathleen Rolf: Yea, Tim Stopak: Yea, Darren Wright: Yea

Yea: 6, Nay: 0

4. 2019-20 Boone Central School District Tax Request

WHEREAS, public was given at least five days in advance of a Special Public Hearing called for the purpose of discussing and approving or modifying the District's Tax Requests for the 2019/ 2020 school fiscal year for the General Fund, Bond Fund, Special Building Fund, and Qualified Capital Purpose Undertaking Fund of Boone Central School District 06-0001; and, WHEREAS, such Special Public Hearing was held before the Board of Education (hereinafter "the Board") of Boone Central School District 06-0001; (hereinafter "the District") at the time, date, and place announced in the notice published in a newspaper of general circulation, a copy of which notice and proof of publication of which is attached hereto as Exhibit A, all as required by law; and, WHEREAS, the Board provided an opportunity to receive comment, information and evidence from persons in attendance at such Special Hearing; and, WHEREAS, the total assessed value of the property differs from last year's total assessed value by 0.71%; the tax rate which would levy the same amount of property taxes as last year, when multiplied by the new total assessed value of property would be \$0.4866 per \$100 of assessed value; the Boone Central School District proposes to adopt a property tax requests that will cause its tax rate to be \$0.5045 per \$100 of assessed

value. WHEREAS, based on the proposed property tax request and changes in other revenue, the total operating budget of Boone Central School District will exceed last year's by 3%. WHEREAS, the Board, after having reviewed the District's Tax Requests for each said fund, and after public consideration of the matter, has determined that the Final Tax Requests as listed below are necessary in order to carry out the functions of the District, as determined by the Board for the 2019/2020 school fiscal year. NOW BE IT THEREFORE RESOLVED that (1) the Tax Request for the General Fund should be, and hereby is set at \$7,421,390; (2) the Tax Request for the Bond Fund should be, and hereby is set at \$878,788; (3) the Tax Request for the Special Building Fund should be, and hereby is set at \$323,232 and (4) the Tax Request for the Qualified Capital Purpose Undertaking Fund should be, and hereby is set at \$0.00. This motion, made by Ed Knott and seconded by Justin Frey, Passed.

Karrie Fogleman: Yea, Justin Frey: Yea, Ed Knott: Yea, Kathleen Rolf: Yea, Tim Stopak: Yea, Darren Wright: Yea

Yea: 6, Nay: 0

9. Next Meeting Date

Regular Board of Education Meeting - Monday, October 14, 2019 @ 7:30 p.m. at the Boone Central High School Library.

10. Questions by the Media

11. Adjournment

Meeting adjourned at 9:00 p.m.

Chairperson

Superintendent

Special Meeting - Budget & Strategic Planning

Wednesday, August 28, 2019 7:30 PM

Boone Central High School Library, 605 South 6th St., Albion, NE 68620

1. Open the Meeting - Call to Order

Motion to approve the meeting open and properly posted by advance notice at 7:33 p.m. This motion, made by Tim Stopak and seconded by Darren Wright, Passed.

Karrie Fogleman: Yea

Justin Frey: Yea

Ed Knott: Yea

Kathleen Rolf: Yea

Tim Stopak: Yea

Darren Wright: Yea

Yea: 6, Nay: 0

2. Approval of Absent Board Members if Necessary

3. Consent Agenda

Motion to approve the Consent Agenda and the bills, and to authorize the Board President and Treasurer to sign and validate all checks as presented. This motion, made by Ed Knott and seconded by Justin Frey, Passed.

Karrie Fogleman: Yea

Justin Frey: Yea

Ed Knott: Yea

Kathleen Rolf: Yea

Tim Stopak: Yea

Darren Wright: Yea

Yea: 6, Nay: 0

1. Meeting Agenda

2. Financial Reports

4. Strategic Planning - Facilities

Strategic planning discussions focused on the upcoming "2020 Facilities Project" involving the transition of the Middle School and Playground. The Board discussed construction delivery methods; considering a recommendation from the Facilities Committee to use the Design-Build Delivery Method. A Request for Proposals will run for 30 days prior to selecting a Performance Criteria Developer for the upcoming project; the Facilities Committee will interview potential PCD's and provide a recommendation to the Board in October. The Prairie Street Vacation Plat has been completed and submitted to the City of Albion, along with the application for request of street vacation. Additional discussion was focused on current facility budget planning.

5. Strategic Planning - Vehicles

The Board discussed and reviewed the current bus and vehicle fleet. The transportation committee will continue to follow the bus rotation schedule; one bus will be considered for replacement this fall. At least one additional vehicle will be considered for replacement.

6. Budget Planning

Superintendent Hardwick provided the board with preliminary budget and tax details. The 2019-20 taxable value for the district is \$1,471,001,418, an increase of 0.71% from last year. The assessed valuation has increased \$905,644,557 (160%) over the last 10 years. The general fund budget of disbursements proposal included a \$274,400 increase to Special Education Funding and a \$63,311 increase to Non-Special Education funding. The Special Education increase is directly related to anticipated cost of contracted services required for children birth to age 2, preschool age children, and school age children living in the district. The district's reserves include a Depreciation Fund balance of \$1,488,710 and a Necessary Cash Reserve of \$1,700,000, bringing the reserves to \$3,188,710 (85% of the reserve limitation). Tax request discussed was \$7,421,390 for the General Fund, \$878,788 for Bond Fund, and \$323,232 for Special Building Fund. Total tax request of \$8,623,410; increase of \$316,262 (3.8071%) from prior year.

7. Action Agenda

1. Purchase Agreement - Property located at 436 S. 5th Street, Albion Nebraska

Motion to approve purchase of property located at 426 S. 5th Street, Albion Nebraska for \$142,000 as presented. This motion, made by Justin Frey and seconded by Ed Knott, Passed.

Karrie Fogleman: Yea
Justin Frey: Yea
Ed Knott: Yea
Kathleen Rolf: Yea
Tim Stopak: Yea
Darren Wright: Yea
Yea: 6, Nay: 0

2. General Fund transfer to Depreciation Fund

Motion to approve \$300,000 transfer from General Fund to Depreciation Fund. This motion, made by Tim Stopak and seconded by Ed Knott, Passed.

Karrie Fogleman: Yea
Justin Frey: Yea
Ed Knott: Yea
Kathleen Rolf: Yea
Tim Stopak: Yea
Darren Wright: Yea
Yea: 6, Nay: 0

3. Engineered Controls Service Agreement Renewal

Motion to approve Engineered Controls Service Agreement for the 2019-20 school year as presented. This motion, made by Darren Wright and seconded by Karrie Fogleman, Passed.

Karrie Fogleman: Yea
Justin Frey: Yea
Ed Knott: Yea
Kathleen Rolf: Yea
Tim Stopak: Yea
Darren Wright: Yea
Yea: 6, Nay: 0

4. Roof Replacement - 1996 Addition

Motion to approve proposal from Springer Roofing for replacement of 1996 roof for \$56,895 and to allow facility committee to make decision on edge-to-edge warranty. This motion, made by Darren Wright and seconded by Justin Frey, Passed.

Karrie Fogleman: Yea

Justin Frey: Yea

Ed Knott: Yea

Kathleen Rolf: Yea

Tim Stopak: Yea

Darren Wright: Yea

Yea: 6, Nay: 0

5. Roof Insulation and TPO System Proposal - 1983 Addition

Motion to approve proposal from Springer Roofing for 1983 roof repairs for \$22,981 and to allow facility committee to make decision on edge-to-edge warranty. This motion, made by Ed Knott and seconded by Darren Wright, Passed.

Karrie Fogleman: Yea

Justin Frey: Yea

Ed Knott: Yea

Kathleen Rolf: Yea

Tim Stopak: Yea

Darren Wright: Yea

Yea: 6, Nay: 0

6. 2018-2020 Athletic Cooperative Agreement

Motion to approve amended 2018-2020 Athletic Cooperative Agreement with Newman Grove as presented. This motion, made by Darren Wright and seconded by Ed Knott, Passed.

Karrie Fogleman: Yea

Justin Frey: Yea

Ed Knott: Yea

Kathleen Rolf: Yea

Tim Stopak: Yea

Darren Wright: Yea

Yea: 6, Nay: 0

Amended Athletic Cooperative Agreement adds Boys Golf to the list of activities available for 2019-20 school year.

7. 2020-22 Athletic Cooperative Agreement

Motion to approve 2020-2022 Athletic Cooperative Agreement with Newman Grove as presented. This motion, made by Justin Frey and seconded by Darren Wright, Passed.

Karrie Fogleman: Yea

Justin Frey: Yea

Ed Knott: Yea

Kathleen Rolf: Yea

Tim Stopak: Yea

Darren Wright: Yea

Yea: 6, Nay: 0

2020-2022 Athletic Cooperative Agreement includes changing the name of the Cooperative from Boone Central/Newman Grove to Boone Central, and adds Girls Golf to the list of cooperative activities available to students.

8. Design Build Delivery System Resolution

WHEREAS, the Board of Education ("Board") of Boone Central Public Schools (legally known as Boone County School District 06-0001 and referred to herein as the "School District") believes it to be in the School District's best interests to use the design-build contract delivery system under the Nebraska Political Subdivisions Construction Alternatives Act ("Act") to complete the 2020 Facilities Project ("Project"). BE IT THEREFORE RESOLVED that the Board hereby selects the design-build contract delivery system to complete the Project and authorizes, empowers and directs the School District's administration to develop policies for the Board to adopt and take all actions necessary to comply with the terms of the Act in proceeding with the design-build contract delivery system. BE IT FURTHER RESOLVED that the Board hereby directs the School District's administration to prepare a request for proposals and publish notice of the same in a newspaper of general circulation within the School District and file it with the Nebraska Department of Education. BE IT FURTHER RESOLVED that the following individuals are designated as members of the Design-Build Selection Committee: (1) School Board Members - Tim Stopak, Darren Wright, Ed Knott (2) School Superintendent - Nicole Hardwick (3) Performance Criteria Developer selected by the Board to assist in the Development of the Project Performance Criteria. BE IT FURTHER RESOLVED that all proposals received in response to the request for proposals are hereby referred to the Design-Build Selection Committee. This motion, made by Tim Stopak and seconded by Ed Knott, Passed.

Karrie Fogleman: Yea

Justin Frey: Yea

Ed Knott: Yea

Kathleen Rolf: Yea

Tim Stopak: Yea

Darren Wright: Yea

Yea: 6, Nay: 0

9. Removal of House from Property Located at 604 S. 6th Street

Motion to approve Seda Land Handling estimate for removal of house located at 604 S. 6th St, Albion, Nebraska as presented. This motion, made by Ed Knott and seconded by Kathleen Rolf, Passed.

Karrie Fogleman: Yea

Justin Frey: Yea

Ed Knott: Yea

Kathleen Rolf: Yea

Tim Stopak: Yea

Darren Wright: Yea

Yea: 6, Nay: 0

8. Next Meeting Date

Budget Hearing

Monday, September 9, 2019 @ 7:10 p.m. - Boone Central Middle School Library

Tax Request Hearing

Monday, September 9, 2019 @ 7:20 p.m. - Boone Central Middle School Library

Regular Board of Education Meeting

Monday, September 9, 2019 @ 7:30 p.m. - Boone Central Middle School Library

9. Adjournment

Meeting adjourned at 9:47 p.m.

Board Secretary

Regular Board of Education Meeting

Monday, August 12, 2019 7:30 PM

Boone Central High School Art Room, 605 South 6th St., Albion, NE 68620

1. Open the Meeting - Call to Order

Motion to approve the meeting open and properly posted by advance notice at 7:30 p.m. This motion, made by Darren Wright and seconded by Ed Knott, Passed.

Karrie Fogleman: Yea

Justin Frey: Yea

Ed Knott: Yea

Kathleen Rolf: Yea

Tim Stopak: Yea

Darren Wright: Yea

Yea: 6, Nay: 0

2. Approval of Absent Board Members if Necessary

3. Welcome Guests

4. Board Committee Reports

Board President Tim Stopak recommended on behalf of the Facilities Committee to move forward with the closure of the Petersburg Middle School Attendance Center.

5. Petersburg Middle School Attendance Center - Discuss and Take Action Regarding Closure

WHEREAS, the Boone Central Public School District has considered the information provided by the various consultants, including the current condition of the Petersburg Middle School; the cost of upgrades and repairs for ADA code renovations, mechanical, electrical, fire safety compliance, and security estimates; and enrollment projections, cost of renovation and construction, transportation costs, utility and maintenance costs, and employment costs; WHEREAS, the Board of Education believes that it can serve middle school students who currently attend the Petersburg Middle School Attendance Center more effectively, efficiently, and economically at the Albion site; THEREFORE, BE IT RESOLVED that the Petersburg Middle School Attendance Center be closed at the conclusion of the 2020-21 school year. All Boone Central School District students will be assigned to attend school at the Albion campus beginning with the 2021-22 school year. This motion, made by Tim Stopak and seconded by Ed Knott, Passed.

Karrie Fogleman: Nay

Justin Frey: Yea

Ed Knott: Yea

Kathleen Rolf: Yea

Tim Stopak: Yea

Darren Wright: Yea

Yea: 5, Nay: 1 WHEREAS, the Boone Central Public School District has considered the information provided by the various consultants, including the current condition of the Petersburg Middle School; the cost of upgrades and repairs for ADA code renovations, mechanical, electrical, fire safety compliance, and security estimates;

and enrollment projections, cost of renovation and construction, transportation costs, utility and maintenance costs, and employment costs;

WHEREAS, the Board of Education believes that it can serve middle school students who currently attend the Petersburg Middle School Attendance Center more effectively, efficiently, and economically at the Albion site;

THEREFORE, BE IT RESOLVED that the Petersburg Middle School Attendance Center be closed at the conclusion of the 2020-21 school year. All Boone Central School District students will be assigned to attend school at the Albion campus beginning with the 2021-22 school year.

After the above resolution was read, board member Tim Stopak moved for its passage. Board Member Ed Knott seconded the motion. After discussion and on roll call vote, the following board members voted in favor of the motion: Tim Stopak, Ed Knott, Darren Wright, Justin Frey, Kathy Rolf.

The following board member voted against the motion: Karrie Fogleman

6. Public Comment

7. Consent Agenda

Motion to approve the Consent Agenda and the bills, and to authorize the Board President and Treasurer to sign and validate all the checks as presented. This motion, made by Tim Stopak and seconded by Darren Wright, Passed.

Karrie Fogleman: Yea

Justin Frey: Yea

Ed Knott: Yea

Kathleen Rolf: Yea

Tim Stopak: Yea

Darren Wright: Yea

Yea: 6, Nay: 0

1. Meeting Agenda and Previous Meeting Minutes
2. Bill Roster and Financial Reports

8. Administrative Reports

1. Elementary Principal

Mr. Theis presented current enrollment numbers for the elementary. PK - 76, K - 29, 1st - 47, 2nd - 35, 3rd - 33, 4th - 51, 5th - 38. Total enrollment = 309

2. Middle School Principal

Mr. Bill Curry presented current enrollment for the middle school. 6th - 40, 7th - 33, 8th - 48. Total enrollment = 121

3. High School Principal

Mr. Kravig reported the current high school enrollment. 9th - 51, 10th - 59, 11th - 50, 12th - 52. Total enrollment = 212

4. Activities Director

Mr. Perone reported that there are currently 116 student athletes participating in fall sports. Over the summer approximately 95 students participated in the summer weight program; 80-90 were in attendance on most days.

5. Superintendent

9. Action Items

1. Reaffirm Parental Involvement Policy #6003

Motion to reaffirm the Parental Involvement in Educational Program Practices Policy #6003. This motion, made by Darren Wright and seconded by Justin Frey, Passed.

Karrie Fogleman: Yea

Justin Frey: Yea

Ed Knott: Yea

Kathleen Rolf: Yea

Tim Stopak: Yea

Darren Wright: Yea

Yea: 6, Nay: 0

2. Approve Student Fee Policy #5101

Motion to approve the Student Fee Policy #5101 as presented. This motion, made by Tim Stopak and seconded by Justin Frey, Passed.

Karrie Fogleman: Yea

Justin Frey: Yea

Ed Knott: Yea

Kathleen Rolf: Yea

Tim Stopak: Yea

Darren Wright: Yea

Yea: 6, Nay: 0

3. Reaffirm Multicultural Education Policy #6005

Motion to reaffirm the Multicultural Education Policy #6005. This motion, made by Darren Wright and seconded by Karrie Fogleman, Passed.

Karrie Fogleman: Yea

Justin Frey: Yea

Ed Knott: Yea

Kathleen Rolf: Yea

Tim Stopak: Yea

Darren Wright: Yea

Yea: 6, Nay: 0

4. Committee on American Civics

Motion to appoint prior Americanism Committee Board Members Tim Stopak, Ed Knott, and Karrie Fogleman to the Committee on American Civics. This motion, made by Justin Frey and seconded by Darren Wright, Passed.

Karrie Fogleman: Yea

Justin Frey: Yea

Ed Knott: Yea

Kathleen Rolf: Yea

Tim Stopak: Yea

Darren Wright: Yea

Yea: 6, Nay: 0

5. Boone County Health Center Nurse Agreement - August 12, 2019 through October 15, 2019

Motion to approve the Boone County Health Center Nurse Agreement for Marcia Seier as presented. This motion, made by Kathleen Rolf and seconded by Ed Knott, Passed.

Karrie Fogleman: Yea

Justin Frey: Yea

Ed Knott: Yea

Kathleen Rolf: Yea

Tim Stopak: Yea

Darren Wright: Yea

Yea: 6, Nay: 0

6. School Nurse Job Description

Motion to approve the School Nurse job description as presented. This motion, made by Tim Stopak and seconded by Darren Wright, Passed.

Karrie Fogleman: Yea

Justin Frey: Yea

Ed Knott: Yea

Kathleen Rolf: Yea

Tim Stopak: Yea

Darren Wright: Yea

Yea: 6, Nay: 0

7. 2019-20 School Nurse Contract

Motion to approve the 2019-20 school nurse contract for Rachel Majerus as presented. This motion, made by Tim Stopak and seconded by Justin Frey, Passed.

Karrie Fogleman: Yea

Justin Frey: Yea

Ed Knott: Yea

Kathleen Rolf: Yea

Tim Stopak: Yea

Darren Wright: Yea

Yea: 6, Nay: 0

10. **Next Meeting Date**

Budget Work Session - Wednesday, August 28, 2019 7:30 p.m. Boone Central High School Library

Budget Hearing - Monday, September 9, 2019 7:10 p.m. Boone Central Middle School Library

Tax Request Hearing - Monday, September 9, 2019 7:20 p.m. Boone Central Middle School Library

Regular Board of Education Meeting - Monday, September 9, 2019 7:30 p.m. Boone Central Middle School Library

11. **Questions by the Media**

12. **Adjournment**

Meeting adjourned at 8:25 p.m.

Board Secretary

NOTICE OF BUDGET HEARING AND BUDGET SUMMARY

Boone Central School District (06-0001) in Boone County, Nebraska

PUBLIC NOTICE is hereby given, in compliance with the provisions of State Statute Sections 13-501 to 13-513, that the governing body will meet on the 9th day of September, 2019 at 7:10 o'clock, P.M., at Boone Central Middle School Library for the purpose of hearing support, opposition, criticism, suggestions or observations of taxpayers relating to the following proposed budget and to consider amendments relative thereto. The budget detail is available at the office of the Clerk/Secretary during regular business hours.

FUNDS	Actual Disbursements & Transfers	Actual/Estimated Disbursements & Transfers	Budgeted Disbursements & Transfers	Necessary Cash Reserve (4)	Total Available Resources Before Property Taxes (5)	Total Personal and Real Property Tax Requirement (7)
	2017-2018 (1)	2018-2019 (2)	2019-2020 (3)			
General	\$ 9,288,383.00	\$ 9,551,985.00	\$ 10,475,942.00	\$ 1,700,000.00	\$ 4,828,766.00	\$ 7,421,390.00
Depreciation	\$ 395,273.00	\$ 284,000.00	\$ 1,465,316.00		\$ 1,465,316.00	
Employee Benefit	\$ -	\$ -	\$ -	\$ -	\$ -	
Contingency	\$ -	\$ -	\$ -		\$ -	
Activities	\$ 794,371.00	\$ 632,885.00	\$ 990,000.00	\$ -	\$ 990,000.00	
School Nutrition	\$ 410,534.00	\$ 374,367.00	\$ 430,000.00	\$ -	\$ 430,000.00	
Bond	\$ 883,976.00	\$ 885,000.00	\$ 1,638,208.00	\$ -	\$ 768,208.00	\$ 878,788.00
Special Building	\$ 2,959,339.00	\$ 362,496.00	\$ 4,687,439.00		\$ 4,367,439.00	\$ 323,232.00
Qualified Capital Purpose Undertaking	\$ 66,210.00	\$ -	\$ -	\$ -	\$ -	\$ -
Cooperative	\$ -	\$ -	\$ -	\$ -	\$ -	
Student Fee	\$ -	\$ -	\$ -	\$ -	\$ -	
	\$ -	\$ -	\$ -	\$ -	\$ -	
TOTALS	\$ 14,798,086.00	\$ 12,090,733.00	\$ 19,686,905.00	\$ 1,700,000.00	\$ 12,849,729.00	\$ 8,623,410.00

Parental Involvement in Educational Practices

Monday, August 12, 2019 7:10 PM

Boone Central High School Art Room, 605 South 6th St., Albion, NE 68620

1. Open Parental Involvement in Education Program Hearing

Notice of the Public Hearing was given in advance by publication and/or posting in accordance with the Board approved method of giving notice. Notice of the Meeting was given in advance to all members of the Board of Education. A copy of the Open Meetings Act was posted and available for review. Hearing opened at 7:10 p.m.

2. Review and Discuss Parental Involvement Policy #6003

3. Close Public Hearing

Hearing closed at 7:20 p.m.

Board Secretary

Student Fee Policy Hearing

Monday, August 12, 2019 7:20 PM

Boone Central High School Art Room, 605 South 6th St., Albion, NE 68620

1. Open Student Fee Policy Hearing

Notice of the Public Hearing was given in advance by publication and/or posting in accordance with the Board approved method of giving notice. Notice of the Meeting was given in advance to all members of the Board of Education. A copy of the Open Meetings Act was posted and available for review. Hearing opened at 7:20 p.m.

2. Student Fee Policy #5101 Discussions

Changes were recommended and discussed.

3. Close Student Fee Policy Hearing

Hearing closed at 7:30 p.m.

Board Secretary

Notice of Special Hearing To Set Final Tax Request

Boone Central School District (06-0001) in Boone County, Nebraska

PUBLIC NOTICE is hereby given, in compliance with the provisions of State Statute Section 77-1601.02, that the governing body will meet on the 9th day of September 2019 at 7:20 o'clock P.M., at Boone Central Middle School Library for the purpose of hearing support, opposition, criticism, suggestions or observations of taxpayers relating to setting the final tax request at a different amount than the prior year tax request.

	2018-2019	2019-2020	Change
Property Valuations	1,460,598,523	1,471,001,418	1%

2018/19 Budget Information

2019/20 Budget Information

Fund	2018-2019 Operating Budget	2018-2019 Property Tax Request	2018 Tax Rate	Property Tax Rate (2018-2019 Request Divided By 2019 Valuation)	2019-2020 Operating Budget	2019-2020 Proposed Property Tax Request	Proposed 2019 Tax Rate	Change in Tax Rate	Change in Operating Budget
General Fund	10,138,232.00	7,159,078.00	0.490147	0.486681	10,475,942.00	7,421,390.00	0.504513	3%	3%
Bond Fund(s) K - 12	1,593,738.00	865,000.00	0.059222	0.058803	1,638,208.00	878,788.00	0.059741	1%	3%
Bond Fund(s) K - 8	-	-	0.000000	0.000000			0.000000	#DIV/0!	#DIV/0!
Bond Fund(s) 9 - 12			0.000000	0.000000			0.000000	#DIV/0!	#DIV/0!
Bond Fund			0.000000	0.000000			0.000000	#DIV/0!	#DIV/0!
Special Building Fund	1,593,738.00	200,000.00	0.013693	0.013596	4,687,439.00	323,232.00	0.021974	60%	194%
Qualified Capital Purpose Undertaking Fund K - 12			0.000000	0.000000	-	-	0.000000	#DIV/0!	#DIV/0!
Qualified Capital Purpose Undertaking Fund K - 8			0.000000	0.000000			0.000000	#DIV/0!	#DIV/0!
Qualified Capital Purpose Undertaking Fund 9 - 12			0.000000	0.000000			0.000000	#DIV/0!	#DIV/0!
Total	13,325,708.00	8,224,078.00	0.563062	0.559080	16,801,589.00	8,623,410.00	0.586228	4%	26%

ELECTRICITY

	KWH USED		KWH USED		KWH USED		KWH USED		KWH USED		KWH USED	
	2013-2014		2014-2015		2015-2016		2016-2017		2017-2018		2018-2019	
September	\$10,126.61	113304	\$8,600.65	94040	\$9,141.83	102760	\$6,797.40	79200	\$9,869.30	113280	\$14,856.67	193717
	\$1,844.40	21200	\$1,221.12	16960	\$1,415.68	17920	\$1,038.16	15520	\$928.00	11600	\$1,587.20	19840
	\$105.80	1120	\$96.63	985	\$88.22	870	\$84.30	816	\$72.52	655	\$112.37	1221
					2288.99	28206	\$1,408.22	19081	\$191.32	1215	\$105.57	184
October	\$5,501.76	73117	\$7,300.07	74280	\$656.22	79560	\$6,649.99	68800	\$11,426.12	111800	\$10,979.43	73052
	\$912.80	13040	\$984.96	13680	\$1,181.84	14960	\$914.00	13600	\$1,107.20	13840	\$998.40	12480
	\$41.48	341	\$73.01	671	\$63.15	526	\$69.58	614	\$66.75	575	\$68.65	609
					\$327.99	3303	\$310.35	2641	\$3,161.33	37867	\$83.10	112
November	\$5,663.40	82158	\$5,464.30	75320	\$6296.47	79600	\$5860.31	72840	\$7,597.89	97240	\$8,518.32	127840
	\$1,148.00	16400	\$1,140.48	15840	\$1,170.00	15600	\$1,047.84	14160	\$1,047.84	14160	\$1,241.76	15920
	\$52.65	531	\$68.66	749	\$68.81	682	\$71.90	730	\$66.88	651	\$80.57	851
					\$318.42	3575	\$523.19	6078	\$1,253.82	15949	\$521.58	5495
December	\$4,791.14	70974	\$4,272.47	57640	\$4345.58	55600	\$4923.83	64720	\$7,151.59	82080	\$8,140.29	122640
	\$1,092.00	15600	\$933.12	12960	\$870.00	11600	\$852.48	11520	\$905.76	12240	\$1,048.32	13440
	\$58.20	626	\$59.13	594	\$57.42	504	\$65.14	624	\$63.60	601	\$79.88	840
					102.18	296	\$161.03	564	\$58.91	97	\$36.07	25
January	\$3,835.05	47880	\$4,800.45	63600	\$4608.55	58720	\$436.31	72080	\$7,960.65	110840	\$9,223.49	130080
	\$812.16	11280	\$1,032.00	13760	\$876.16	11840	\$870.24	11760	\$899.84	12160	\$992.16	12720
	\$70.51	779	\$73.29	784	\$68.62	679	\$69.87	698	\$69.49	692	\$83.70	899
					\$84.95	557	\$101.23	535	\$64.28	163	\$36.15	26
February	\$4,606.71	66760	\$5,353.88	74960	\$5,159.28	69840	\$5860.95	81320	\$9,598.25	160160	\$8,401.65	132120
	\$1,209.60	16800	\$1,260.00	16800	\$1,101.12	14880	\$1,065.60	14400	\$1,385.28	17760	\$1,146.00	15280
	\$79.11	919	\$64.78	645	\$75.28	782	\$73.15	749	\$81.74	869	\$97.75	1050
					\$68.90	373	\$95.22	466	\$68.42	211	\$35.82	6
March	\$4,242.59	58480	\$4,583.08	58480	\$4568.54	57960	\$5111.31	68400	\$7,615.46	106160	\$8,284.30	121641
	\$996.48	13840	\$1,026.00	13680	\$882.08	11920	\$846.56	11440	\$929.76	11920	\$1,026.00	13680
	\$65.05	690	\$66.26	670	\$57.81	511	\$61.09	561	\$62.04	568	\$93.14	980
					\$61.23	285	\$85.00	349	\$61.40	126	\$35.82	22
April	\$4,496.22	63440	\$4,350.50	54320	\$4,810.92	62680	\$5,290.99	70600	\$7,269.83	110800	\$7,592.47	102840
	\$1,013.76	14080	\$894.00	11920	\$947.20	12800	\$947.20	12800	\$1,048.32	13440	\$1,020.00	13600
	\$64.40	680	\$58.49	544	\$63.02	591	\$60.90	559	\$68.22	662	\$74.52	695
					\$53.92	201	\$84.09	338	\$40.91	120	\$35.90	23
May	\$4,640.94	64120	\$4,771.97	62200	\$5508.57	63040	\$4978.73	66920	\$6,707.98	85000	\$7,227.15	97640
	\$967.68	13440	\$1,008.00	13440	\$876.16	11840	\$888.00	12000	\$1,010.88	12960	\$1,008.00	13440
	\$41.09	302	\$57.84	533	\$54.92	465	\$53.37	441	\$56.75	487	\$72.96	671
					\$56.88	235	\$81.77	312	\$56.21	63	\$36.15	26
June	\$4,946.17	59600	\$5,127.07	54880	\$5185.79	60520	\$5240.85	53440	\$9,520.98	139440	\$7627.01	103760
	\$581.76	8080	\$594.00	7920	\$657.12	8880	\$497.28	6720	\$1,023.36	13120	\$432.00	5760
	\$34.99	203	\$53.27	440	\$47.58	352	\$47.00	343	\$54.20	448	\$67.37	586
					\$100.27	736	\$130.55	882	\$54.80	46	\$36.23	27
July	\$7,663.07	85036	\$6,661.68	74680	\$5803.93	65960	\$2993.71	29640	\$10,368.19	130200	\$10099.19	141920
	\$570.24	7920	\$619.36	7840	\$572.56	8320	\$531.20	6640	\$544.00	6800	\$499.84	7040
	\$41.71	256	\$60.86	494	\$53.45	392	\$78.19	732	\$44.46	272	\$134.55	1499
					\$153.95	1013	\$211.60	1420	\$66.31	21	\$36.82	25
August	\$6,947.35	80520	\$7,770.95	87520	\$6408.13	81560	\$3731.83	42960	\$10,645.58	147160	\$9232.03	122280
	\$541.44	7520	\$739.44	9360	\$613.98	8960	\$608.00	7600	\$748.80	9360	\$550.96	7760
	\$68.27	608	\$91.05	909	91.6	917	\$91.60	917	\$99.39	1039	\$127.44	1389
					\$199.49	1464	230.01	1616	\$78.22	242	36.37	21
TOTAL	\$79,874.59	1,031,644	\$81,332.82	994,098	\$85,065.27	1,033,371	\$77,231.12	951,146	\$123,272.83	1,607,159	\$123,861.12	1,637,772

GENERAL FUND

8/1/19 Balance		\$1,514,430.98
8/5/19	4709 State of Nebraska - MAC DF19	\$2,161.94
8/5/19	4708 State of Nebraska - DS DF19	\$484.69
8/20/19	5300 Lost Book - Cunningham	\$10.00
8/20/19	01 1100 151 001 2190 2 000 BCS Activity - BB help- Thome	\$40.00
8/20/19	5300 Nebraska Book Buyer- Used textbooks	\$187.50
8/20/19	1423 Newman Grove Schools - SpEd Summer Transportation	\$440.00
8/20/19	1125 Antelope County - Motor Vehicle	\$387.84
8/20/19	3130 Antelope County - Homestead Exempt	\$46.88
8/20/19	3132 Antelope County - Personal Property Tax Credit	\$50.07
8/20/19	3133 Antelope County - Nameplate Capacity (Wind Energy)	\$797.11
8/20/19	9000 Antelope County - Bond Fund	\$108.02
8/20/19	9000 Antelope County - transfer to Bond Fund	-\$108.02
8/20/19	9000 Antelope County - Building Fund	\$24.97
8/20/19	9000 Antelope County - Transfer to Building Fund	-\$24.97
8/20/19	1125 Boone County - Motor Vehicle	\$33,724.61
8/20/19	1100 Boone County - Taxes	\$44,458.24
8/20/19	3130 Boone County -Homestead Exemption	\$8,722.17
8/20/19	3132 Boone County - Personal Property Tax Credit	\$13,170.65
8/20/19	3133 Boone County - Nameplate Capacity (Wind Energy)	\$57,265.60
8/20/19	2110 Boone County - Fines	\$590.93
8/20/19	1920 TeamMates - reimb Bird stipend	\$2,350.56
8/20/19	01 3570 580 000 0000 0 000 Comfort Inn- Overpayment on statement	\$839.60
8/20/19	5690 Men's Golf League - copies	\$2.50
8/27/19	5690 St. Michael's - SchoolMessenger 45@1.50	\$67.50
8/27/19	5300 Miscellaneous - Lost key cards - high school students	\$120.00
8/27/19	4505 ESU 7 - Q4 Title I	\$17,233.94
8/27/19	2210 ESU 7 - Pestel Assessment Training	\$200.00
8/27/19	4526 ESU 7 - Migrant Reimbursement	\$1,591.98
8/27/19	2210 ESU 7 - MTSS PeAK	\$2,825.00
8/30/19	1510 Interest	\$2,230.53
	Total Receipts	\$189,999.84
	Balance and Receipts	\$1,704,430.82
	Disbursements:	
	August payroll and bills	\$775,615.92
	Transfer to depreciation (budgeted)	\$228,826.81
	Transfer to deprecation (board approval 8/28/19)	\$300,000.00
		\$1,304,442.73
8/31/19 Balance		\$399,988.09
	Premier Money Market Account	
	8/1/19 Beginning Balance	\$493,231.09
	Interest	818.90
	Transfer to General Fund	
	8/31/19 Ending Balance	\$494,049.99
	Total General Fund	\$894,038.08
	August Payroll	\$577,340.54
	August Bills	\$194,405.63
	August 28, 2019 Bills	\$3,869.75
	Total	\$775,615.92

DEPRECIATION FUND

8/1/19 Balance		\$1,028,820.05
Receipts:		
Checking interest	\$1,729.00	
Transfer from General Fund	\$228,826.81	
Transfer from General Fund	\$300,000.00	
 Total Receipts		 \$530,555.81
Check # Disbursements:		
342 Schalk Auto - 2018 Bladk Dodge Caravan	\$20,000.00	
343 Koziol Painting -paint multi-purpose gym & metal trim	\$5,200.00	
344 Kallhoff Electric-emergency flat panels & archway up-lights	\$4,780.40	
345 Apple Computer - 17 teacher laptops, 1 desktop (Theis)	\$20,732.00	
346 Computer Hardware - Chromebooks (remainder paid by REAP)	\$20,165.50	
 Total Disbursements		 \$70,877.90
8/31/19 Balance		\$1,488,497.96
Depreciation Budget 18-19	\$1,236,031.00	
YTD Expenses	\$274,812.67	
Balance		\$961,218.33

BUILDING FUND

8/1/2019 Balance		\$364,938.57
Receipts:		
1100 Boone Co. -Property Tax	\$1,242.83	
3130 Boone Co. - Homestead Exempt	\$243.65	
3132 Boone Co. - Personal Property Tax Credit	\$367.94	
3133 Boone C. - Nameplate Capacity (Wind Energy)	\$1,599.77	
3130 Antelope Co - Homestead Exempt	\$1.31	
3132 Antelope Co. -Personal Property Tax Credit	\$1.39	
3133 Antelope Co. - Nameplate (Wind Energy)	\$22.27	
1510 Checking interest - Cornerstone	\$608.51	
 Total Receipts		 \$4,087.67
Disbursements:		
		\$0.00
8/31/19 Balance		\$369,026.24
Building Fund Budget 18-19	\$663,584.00	
YTD Expenses	\$361,517.79	
Balance		\$302,066.21

BOND FUND (changed to repayment of bonds issued)

8/1/19 Beginning Balance		\$659,869.20
1100 Boone Co. Treasurer -Taxes	\$5,370.91	
3130 Boone Co. Treasurer - Homestead Exempt	\$1,053.86	
3132 Boone Co. Treasurer -Personal Property Tax Credit	\$1,591.38	
3133 Boone Co. Treasurer - Nameplate (Wind Energy)	\$6,919.21	
3132 Antelope Co. -Personal Property Tax Credit	\$6.05	
3130 Antelope Co. Treasurer - Homestead Exempt	\$5.66	
3133 Antelope Co. - Nameplate (Wind Energy)	\$96.31	
1510 Interest	\$1,104.72	
 Total Receipts		 \$16,148.10
Disbursements:		
 Total Disbursements		 \$0.00
8/31/19 Balance		\$676,017.30

NATURAL GAS

Budgeted		2013-2014		2014-2015		2015-2016		2016-2017		2017-2018		2018-2019	
Albion	September	\$629.71	554	\$1,130.44	1268	\$677.34	677	759.63	676	854.52	859	\$537.72	528
Petersburg		\$200.42	136	\$234.58	183	\$206.81	138	\$245.03	144	\$247.13	113	\$352.66	275
Pathways		\$36.20	10	\$56.60	27	\$37.74	10	\$44.11	12	\$61.22	24	\$79.95	46
Houses								\$45.28	7	60.24	0	\$59.22	0
Albion	October	\$2,460.80	2816	\$2,050.30	2418	\$1,519.67	1920	\$1,541.40	1637	1588.87	1765	2094.58	2527
Petersburg		\$1,135.39	1294	\$657.32	735	\$513.83	573	\$512.87	497	\$866.63	878	\$965.81	1122
Pathways		\$168.43	161	\$118.19	96	\$108.30	95	\$108.93	85	\$210.28	201	\$169.97	170
Houses								\$62.75	23	\$72.86	11	\$60.29	1
Albion	November	\$3,402.24	3979	\$3,893.43	4728	\$3,017.77	3959	2582.11	3049	3237.31	3788	5042.01	6361
Petersburg		\$2,097.81	2486	\$2,229.91	2783	\$1,498.56	1968	\$1,305.61	1548	\$1,740.26	1953	\$2,237.51	2775
Pathways		\$252.63	265	\$318.70	337	\$253.03	298	\$256.44	280	\$326.92	344	\$359.82	416
Houses								\$174.65	77	\$113.46	49	\$56.36	1
Albion	December	\$5,416.23	6467	\$5,662.71	7005	\$4,909.37	6615	8781.03	11105	\$5,687.32	6776	5533.24	6833
Petersburg		\$3,563.23	4301	\$2,927.17	3697	\$2,381.62	3219	\$3,051.25	3815	\$2,764.40	3204	\$2,581.00	3141
Pathways		\$544.02	625	\$432.66	475	\$308.64	376	\$518.61	619	\$518.90	578	\$398.36	454
Houses								\$291.04	255	\$173.98	123	\$60.29	0
Albion	January	\$4,863.77	5785	\$4,493.27	5495	\$4,518.45	6187	6055.87	7381	6275.86	7550	5846.94	7349
Petersburg		\$3,437.08	4145	\$2,281.91	2851	\$2,326.50	3136	\$2,355.09	2839	\$2,794.61	3264	\$2,680.34	3333
Pathways		\$615.88	714	\$301.23	316	\$334.04	411	\$435.35	499	\$509.85	571	\$422.86	495
Houses						\$210.69	206	\$237.47	192	\$173.06	123	\$39.30	0
Albion	February	\$4,999.77	5953	\$4,486.24	5476	\$2,843.25	3722	4278.96	5176	\$5,670.93	6863	6444.42	8445
Petersburg		\$3,106.85	3736	\$2,453.79	3073	\$1,644.07	2136	\$1,929.13	2320	\$2,729.66	3209	\$2,935.49	3887
Pathways		\$543.02	624	\$381.76	413	\$264.67	309	\$358.30	406	\$482.64	542	\$447.78	562
Houses						\$137.26	113	\$190.91	132	\$168.65	118	\$20.08	0
Albion	March	\$3,134.67	3649	\$2,285.50	2668	\$2,537.61	3297	3015.03	3599	4136.68	4960	\$3,235.45	4070
Petersburg		\$1,860.23	2192	\$1,204.93	1436	\$1,337.01	1701	\$1,381.24	1636	\$1,931.63	2216	\$1,616.68	2008
Pathways		\$351.17	387	\$178.55	167	\$235.44	268	\$287.47	320	\$366.52	398	\$263.71	297
Houses						\$114.23	83	\$154.67	91	\$129.22	69	\$38.38	0
Albion	April	\$2,079.09	2345	\$1,722.39	1952	\$1,449.44	1728	2292.53	2611	\$2,245.70	2627	\$1,819.90	2190
Petersburg		\$1,021.34	1153	\$750.24	840	\$721.46	829	\$879.74	957	\$1,265.08	1396	\$882.97	1015
Pathways		\$160.94	152	\$102.56	75	\$140.60	135	\$182.90	179	\$232.42	233	\$159.15	156
Houses						\$62.93	27	\$102.42	40	\$99.37	35	\$38.38	0
Albion	May	\$1,182.67	1228	\$939.84	1090	\$897.23	908	1200.9	1083	475.11	441	1231.88	1530
Petersburg		\$432.83	423	\$352.58	353	\$299.51	238	\$334.88	219	\$303.50	202	\$516.22	525
Pathways		\$74.55	42	\$84.45	63	\$65.76	34	\$83.21	44	\$73.92	38	\$89.33	62
Houses						\$65.76	13	\$67.18	6	\$60.54	0	\$46.74	8
Greenhouse												\$225.14	253
Albion	June	\$722.09	704	\$354.57	485	\$405.55	208	363.66	96	\$91.96	91	395.31	43
Petersburg		\$145.96	75	\$91.20	74	\$176.23	65	\$189.66	53	\$68.15	\$65.00	\$194.86	75
Pathways		\$34.99	9	\$37.74	10	\$40.28	9	\$45.22	10	\$21.96	9	\$31.91	0
Houses						\$43.82	6	\$59.36	0	\$25.17	0	\$38.38	0
Greenhouse												\$75.45	42
Albion	July	\$539.98	492	\$556.66	505	\$369.02	106	265.44	7	221.91	97	371.4	328
Petersburg		\$145.96	75	\$168.69	84	\$193.06	79	\$189.66	53	\$186.19	58	\$190.10	71
Pathways		\$36.15	10	\$39.83	12	\$39.49	8	\$45.22	10	\$43.50	10	\$31.91	0
Houses								59.36	0	59.01	0	\$38.38	0
Greenhouse												\$33.97	2
Albion	August	\$502.13	417	\$625.62	602	\$592.36	424	414.28	318	266.01	155	427.56	405
Petersburg		\$176.31	112	\$193.40	119	\$216.76	107	\$204.33	66	\$221.95	95	\$219.43	108
Pathways		\$36.22	10	\$35.64	8	\$41.90	10	\$45.11	11	\$42.65	9	\$31.91	0
Houses						\$43.08	5	61.12	0	59.22	0	\$38.38	0
Greenhouse												49.49	17
	TOTAL	\$50,110.76	57526	\$43,834.60	51919	\$37,757.06	46351	\$47,985.29	54183	\$49,897.71	56110	\$51,649.69	61909
						*added Redler house 11/15							
						**added Beckman house 12/15							

Batch Description: 8-19 Petty Cash Rec
Checking Account: 11

Petty Cash

Processing Month: 08/2019

<u>Check/Reference Number</u>	<u>Description</u>	<u>Date</u>	<u>Amount</u>
	Statement Balance	08/30/2019	133,641.39

Outstanding Checks

<u>Check/Reference Number</u>	<u>Description</u>	<u>Date</u>	<u>Amount</u>
7389	ALBION CHAMBER OF COMMERCE	01/05/2018	15.00
7477	Nebraska Literacy Association	07/31/2019	12.10
7480	William Curry	07/31/2019	56.82
7483	TEXAS INSTRUMENTS INC	08/26/2019	64.50
7484	PITNEY BOWES PURCHASE POWER	08/28/2019	705.50
7485	NEBRASKA DEPARTMENT OF EDUCATION	08/28/2019	25.00
7486	WALMART COMMUNITY/GECRB	08/28/2019	65.26
7487	HARVEST OF HARMONY	08/30/2019	125.00
7488	MADISON NATIONAL LIFE INSURANCE CO INC.	08/31/2019	2,101.60
	Total:		<u>3,170.78</u>

<u>Statement Balance</u>	<u>Outstanding Total</u>	<u>Balance on Books</u>	<u>Cash Account Balance</u>
133,641.39	(3,170.78)	130,470.61	130,470.61

Cleared Automatic Payment Total:
 Cleared Checks Total: 107,768.00
 Cleared Direct Deposit Total:
 Cleared Void Total:
 Cleared Deposit Total: 105,667.64
 Cleared Manual Journal Entries Total: (1,754.80)
 Cleared Sales Journal Total:

Cash Receipt Listing by Cash Receipt Date
August 2019 Petty Cash

<u>Receipt Number</u>	<u>Received From</u>	<u>Receipt Date</u>	<u>Cash Receipt Description</u>	<u>Chart of Account Number</u>	<u>Detail Description</u>	<u>Amount</u>
Batch Description: PETTY CASH RECURRING						
	BCS BOONE CENTRAL SCHOOL	08/20/2019	LTD	11 1100 211 000 0000 0 000	LTD	1,970.99
	BCS BOONE CENTRAL SCHOOL	08/20/2019	REIMBURSE PETTY CASH	11 9000	REIMBURSE PETTY CASH	848.60
	BCS BOONE CENTRAL SCHOOL	08/20/2019	HEALTH INSURANCE	11 9000 211 000 0000 0 000	HEALTH INSURANCE	100,209.09
	BCS BOONE CENTRAL SCHOOL	08/20/2019	PAYFLEX	11 9000 461 000 0000 0 000	PAYFLEX	2,478.32
					Cash Receipt Date: 08/20/2019	<u>105,507.00</u>
	CORNERSTON CORNERSTONE BANK - ALBION	08/30/2019	CHECKING INTEREST	11 1510	CHECKING INTEREST	160.64
					Cash Receipt Date: 08/30/2019	<u>160.64</u>

Summary Totals

<u>Account Type</u>		<u>Cash Accounts</u>		<u>Receivable Accounts</u>
Subtotal Revenue	1,009.24	11 101		105,667.64
Subtotal Expense	104,658.40		Total:	<u>105,667.64</u>
Subtotal General Ledger				
Total:	<u>105,667.64</u>			

Invoice Listing - Summary
August 2019

<u>Vendor ID</u>	<u>Vendor Name</u>	<u>Invoice Number</u>	<u>Description</u>	<u>Invoice Date</u>	<u>Check Date</u>	<u>Checking Account ID</u>	<u>Check Number</u>	<u>Invoice Amount</u>
Batch Description: 8-19 Petty Cash		Processing Month: 08/2019						
BOONECOTR	BOONE CO. TREASURER	2018 Black Caravan	License/title van	08/14/2019	08/14/2019	11	7482	10.00
HARVESTOFH	HARVEST OF HARMONY	2019	Registration	08/30/2019	08/30/2019	11	7487	125.00
MADISONNAT	MADISON NATIONAL LIFE INSURANCE CO INC.	9/19 Premium	Long Term Disability	08/31/2019	08/31/2019	11	7488	2,101.60
MARTIN	MARTIN TREE SERVICE	8/6/19	Trim 4 trees	08/07/2019	08/07/2019	11	7481	750.00
NDEEARLYCH	NEBRASKA DEPARTMENT OF EDUCATION	67245	Environment Rating Scales Training-TW	08/28/2019	08/28/2019	11	7485	25.00
PITNEYBOWE	PITNEY BOWES PURCHASE POWER	7/17/19	Postage	08/28/2019	08/28/2019	11	7484	705.50
TEXASINSTR	TEXAS INSTRUMENTS INC	8/26/19	Repair TI-83+	08/26/2019	08/26/2019	11	7483	64.50
WALMAR	WALMART COMMUNITY/GECRB	8/19 Stmt	Supplies	08/28/2019	08/28/2019	11	7486	65.26
Batch Total:								3,846.86
Report Total:								3,846.86

Manual Journal Entries Listing - Summary

August 2019

<u>Chart of Account Number</u>	<u>Entry Date</u>	<u>Reference Number</u>	<u>Transaction Description</u>	<u>Debit Amount</u>	<u>Credit Amount</u>
Batch Description: PETTY CASH JOURNAL		Processing Month: 08/2019			
11 101	08/27/2019		Payflex Claims	0.00	442.64
11 9000 461 000 0000 0 000	08/27/2019		Payflex Claims	442.64	0.00
11 101	08/13/2019		Payflex Claims	0.00	355.50
11 9000 461 000 0000 0 000	08/13/2019		Payflex Claims	355.50	0.00
11 101	08/20/2019		Payflex Claims	0.00	956.66
11 9000 461 000 0000 0 000	08/20/2019		Payflex Claims	956.66	0.00
Total:				1,754.80	1,754.80

Fund Totals:

<u>Fund</u>	<u>Debit Amount</u>	<u>Credit Amount</u>
11 PETTY CASH	1,754.80	1,754.80
Grand Totals:	1,754.80	1,754.80

Fund: 05 ACTIVITIES FUND

<u>Chart of Account Number</u>	<u>Chart of Account Description</u>	<u>Beginning Balance</u>	<u>Expenses</u>	<u>Revenues</u>	<u>Balance Change</u>	<u>Balance</u>
05 704 0094	FAMILY LITERACY NIGHT	515.00	0.00	0.00	0.00	515.00
05 704 0095	ELEM PTO	141.00	0.00	0.00	0.00	141.00
05 704 0096	ELEM JEANS ON FRIDAY	340.00	0.00	0.00	0.00	340.00
05 704 0097	WRESTLING CLUB	33.23	0.00	0.00	0.00	33.23
05 704 0098	SKILLS USA	(14.59)	0.00	0.00	0.00	(14.59)
05 704 0099	EHA WELLNESS	318.40	0.00	0.00	0.00	318.40
05 704 0101	BC CLUB	3,476.04	500.00	82.00	0.00	3,058.04
05 704 0102	ACADEMIC HONORS	2,556.04	0.00	4.00	0.00	2,560.04
05 704 0103	WRESTLING COACH ACCOUNT	28.36	0.00	0.00	0.00	28.36
05 704 0104	ACTIVITY INTEREST	11,577.51	20.00	480.51	0.00	12,038.02
05 704 0105	ACTIVITY TICKET	3.92	0.00	10,220.00	0.00	10,223.92
05 704 0106	CLASS OF 2014	0.00	0.00	0.00	0.00	0.00
05 704 0108	AG SHOP	86.62	0.00	0.00	0.00	86.62
05 704 0110	SINGING ACROSS NEBRASKA	162.18	0.00	0.00	0.00	162.18
05 704 0111	CONCESSIONS	5,275.46	186.60	316.37	0.00	5,406.22
05 704 0113	ATHLETICS	(15,121.84)	12,703.62	14,587.44	0.00	(13,238.02)
05 704 0114	BAND	5,063.16	0.00	0.00	0.00	5,063.16
05 704 0116	CLOSE UP FUND RAISER	3,241.06	0.00	0.00	0.00	3,241.06
05 704 0118	CLASS OF 2017	0.00	0.00	0.00	0.00	0.00
05 704 0119	CHEERLEADERS	4,539.29	7,120.03	4,698.22	0.00	2,117.48
05 704 0120	CHORAL CLINIC	4,334.18	0.00	0.00	0.00	4,334.18
05 704 0121	STUDENT CHROMEBOOKS	8,274.55	25.00	4,675.00	0.00	12,924.55
05 704 0122	ONP	(16.76)	0.00	0.00	0.00	(16.76)
05 704 0123	ALUMNI GOLF	5,413.66	316.84	100.00	0.00	5,196.82
05 704 0125	CROSS COUNTRY COACH ACCT	155.34	0.00	752.00	0.00	907.34
05 704 0126	JEANS ON FRIDAY SCHOLARSHIP	330.00	330.00	0.00	0.00	0.00
05 704 0127	COFFEE FUND	350.90	70.36	199.76	0.00	480.30
05 704 0129	CLASS OF 2011	0.00	0.00	0.00	0.00	0.00
05 704 0130	FBLA	(2,087.93)	0.00	0.00	0.00	(2,087.93)
05 704 0131	KEY FOB DEPOSIT	10.00	0.00	0.00	0.00	10.00
05 704 0132	FFA	22,241.30	559.68	701.65	0.00	22,383.27
05 704 0133	FCCLA	(7,991.77)	240.00	405.00	0.00	(7,826.77)
05 704 0134	JEFF BUSSEY MEMORIAL	535.00	0.00	0.00	0.00	535.00
05 704 0135	CLASS OF 2021	2,810.00	0.00	356.38	0.00	3,166.38
05 704 0136	HONOR SOCIETY	739.77	0.00	442.65	0.00	1,182.42
05 704 0137	CLASS OF 2018	0.00	0.00	0.00	0.00	0.00
05 704 0139	PARENT TEACHER ORGANIZATION	3.75	0.00	0.00	0.00	3.75
05 704 0140	ALBION CIRCLE OF FRIENDS	65.62	0.00	0.00	0.00	65.62

Fund: 05 ACTIVITIES FUND

<u>Chart of Account Number</u>	<u>Chart of Account Description</u>	<u>Beginning Balance</u>	<u>Expenses</u>	<u>Revenues</u>	<u>Balance Change</u>	<u>Balance</u>
05 704 0141	LIBRARY	1,140.62	0.00	6.50	0.00	1,147.12
05 704 0143	MISCELLANEOUS	1,653.86	3,783.79	2,683.09	0.00	553.16
05 704 0144	BOOSTER CLUB	65,840.78	11,132.76	25,685.00	0.00	80,393.02
05 704 0145	CLASS OF 2019	2,926.55	0.00	0.00	0.00	2,926.55
05 704 0147	SOFTBALL COACH ACCT	3,548.15	0.00	2,675.00	0.00	6,223.15
05 704 0148	ATHLETIC DIRECTOR ACCOUNT	383.57	0.00	0.00	0.00	383.57
05 704 0149	SADD	3,165.67	100.00	1,200.00	0.00	4,265.67
05 704 0150	VOLLEYBALL COACH ACCT	8,076.18	0.00	40.00	0.00	8,116.18
05 704 0152	SCHOLARSHIP	1,293.89	0.00	0.00	0.00	1,293.89
05 704 0153	SCHOLARSHIP CD	5,702.13	0.00	0.00	0.00	5,702.13
05 704 0154	SPEECH	3,125.31	0.00	0.00	0.00	3,125.31
05 704 0155	ONE ACT	1,656.04	42.50	0.00	0.00	1,613.54
05 704 0156	STUDENT COUNCIL	1,937.13	0.00	0.00	0.00	1,937.13
05 704 0157	CULTURE CLUB	917.52	0.00	0.00	0.00	917.52
05 704 0158	CRUISIN CARDS	1,025.11	0.00	0.00	0.00	1,025.11
05 704 0159	A-P HOOPS COACH ACCT	7,986.62	0.00	75.00	0.00	8,061.62
05 704 0160	FOOTBALL COACH ACCT	3,390.42	3,272.50	12,540.00	0.00	12,657.92
05 704 0161	VOCAL MUSIC	9,953.60	633.25	0.00	0.00	9,320.35
05 704 0162	CLASS 2013	0.00	0.00	0.00	0.00	0.00
05 704 0163	WOOD SHOP	0.00	0.00	0.00	0.00	0.00
05 704 0164	GIRLS BASKETBALL COACH ACCT	3,195.87	40.00	100.00	0.00	3,255.87
05 704 0165	KOHTZ MEMORIAL	265.00	0.00	0.00	0.00	265.00
05 704 0166	ELEMENTARY ART FUND RAISING	632.70	0.00	0.00	0.00	632.70
05 704 0167	ELEM LIBRARY ACCOUNT	873.09	0.00	0.00	0.00	873.09
05 704 0169	CLASS OF 2012	0.00	0.00	0.00	0.00	0.00
05 704 0170	MISC T-SHIRT ACCOUNT	55.00	0.00	421.75	0.00	476.75
05 704 0171	ART CLUB ACTIVITY ACCOUNT	206.47	0.00	0.00	0.00	206.47
05 704 0172	CLASS OF 2020	6,919.21	0.00	35.00	0.00	6,954.21
05 704 0173	CLASS OF 2008	0.00	0.00	0.00	0.00	0.00
05 704 0175	CLASS OF 2018	0.00	0.00	0.00	0.00	0.00
05 704 0176	CLASS OF 2010	0.00	0.00	0.00	0.00	0.00
05 704 0177	CLASS OF 2009	0.00	0.00	0.00	0.00	0.00
05 704 0178	POST PROM	8,552.96	425.00	0.00	0.00	8,127.96
05 704 0179	DISTRICT 5 FCCLA	4,174.79	0.00	0.00	0.00	4,174.79
05 704 0180	PATHWAYS	39.12	0.00	0.00	0.00	39.12
05 704 0182	CLASS OF 2022	1,725.00	0.00	40.00	0.00	1,765.00
05 704 0185	INSTRUMENT RENTAL	15,030.63	5,563.96	0.00	0.00	9,466.67
05 704 0188	DANCE SQUAD	(1,745.89)	0.00	340.00	0.00	(1,405.89)

Fund: 05 ACTIVITIES FUND

<u>Chart of Account Number</u>	<u>Chart of Account Description</u>	<u>Beginning Balance</u>	<u>Expenses</u>	<u>Revenues</u>	<u>Balance Change</u>	<u>Balance</u>
05 704 0190	MONSANTO GRANT	3,554.04	3,554.04	0.00	0.00	0.00
05 704 0191	CENTRACARD/ALBACARD	1,669.13	1,583.60	150.00	0.00	235.53
05 704 0192	MS VOLLEYBALL COACH ACCT	1,090.60	0.00	0.00	0.00	1,090.60
05 704 0193	COUNSELOR RESOURCE FUND	960.30	510.70	0.00	0.00	449.60
05 704 0194	PERFORMING ARTS	(9,333.00)	0.00	0.00	0.00	(9,333.00)
05 704 0195	CARDINAL KIDS CLUB	35,347.86	11,970.15	10,286.00	0.00	33,663.71
05 704 0196	TRACK COACH ACCT	3,937.76	(77.56)	0.00	0.00	4,015.32
05 704 0197	GREEN HOUSE	(10,881.61)	0.00	3,554.04	0.00	(7,327.57)
05 704 0198	TRADITIONS	8,310.99	795.56	0.00	0.00	7,515.43
05 704 0199	SCORVISION	14,000.00	0.00	11,500.00	0.00	25,500.00
05 704 0200	MUSICAL	7,819.73	0.00	0.00	0.00	7,819.73
05 704 0227	MS CIRCLE OF FRIENDS	76.27	0.00	0.00	0.00	76.27
05 704 0228	BAND UNIFORMS	4,732.71	452.15	0.00	0.00	4,280.56
05 704 2190	ATHLETICS	(2,696.00)	0.00	0.00	0.00	(2,696.00)
05 704 2191	HS FOOTBALL	(5,469.44)	5,301.16	352.87	0.00	(10,417.73)
05 704 2192	HS VOLLEYBALL	2,854.69	2,302.64	(519.69)	0.00	32.36
05 704 2193	HS CROSS COUNTRY	583.11	0.00	(503.11)	0.00	80.00
05 704 2194	HS SOFTBALL	(87.76)	1,888.19	1,653.76	0.00	(322.19)
05 704 2196	HS WRESTLING	(5,583.09)	0.00	5,583.09	0.00	0.00
05 704 2197	HS GIRLS BASKETBALL	30.12	27.05	(41.10)	0.00	(38.03)
05 704 2198	HS TRACK	(5,217.22)	(110.00)	5,157.22	0.00	50.00
05 704 2199	HS GIRLS GOLF	(3,115.62)	115.00	3,165.62	0.00	(65.00)
05 704 2200	HS BOYS GOLF	(2,320.90)	75.00	4,235.83	0.00	1,839.93
05 704 2201	HS BOYS BASKETBALL	(1,740.91)	27.05	0.00	0.00	(1,767.96)
05 704 4191	MS FOOTBALL	(7,316.83)	0.00	5,818.44	0.00	(1,498.39)
05 704 4192	MS VOLLEYBALL	(311.00)	50.00	361.00	0.00	0.00
05 704 4196	MS WRESTLING	9.13	0.00	(9.13)	0.00	0.00
05 704 4197	MS GIRLS BASKETBALL	376.00	0.00	(376.00)	0.00	0.00
05 704 4201	MS BOYS BASKETBALL	1,666.83	0.00	(1,666.83)	0.00	0.00
05 704 5000	HOSTING DISTRICTS	3,130.25	0.00	0.00	0.00	3,130.25
05 704 5001	DISTRICT WRESTLING	293.89	0.00	0.00	0.00	293.89
05 704 5002	DISTRICT SPEECH	(452.23)	0.00	0.00	0.00	(452.23)
Fund Total: 05		256,953.34	75,529.62	132,564.33	0.00	313,988.05

Fund: 09 PETERSBURG ACTIVITY FUND

<u>Chart of Account Number</u>	<u>Chart of Account Description</u>	<u>Beginning Balance</u>	<u>Expenses</u>	<u>Revenues</u>	<u>Balance Change</u>	<u>Balance</u>
09 804 0139	MS PTO	343.00	0.00	0.00	0.00	343.00
09 804 0154	MS SPEECH	690.00	0.00	0.00	0.00	690.00
09 804 0201	YEARBOOK	(2,872.72)	100.00	120.00	0.00	(2,852.72)
09 804 0211	CONSUMER SCIENCE	23.06	0.00	0.00	0.00	23.06
09 804 0212	STUDENT OF THE MONTH	94.89	0.00	0.00	0.00	94.89
09 804 0216	INTEREST	1,054.06	0.00	2.29	0.00	1,056.35
09 804 0217	MIDDLE SCHOOL	782.59	0.00	0.00	0.00	782.59
09 804 0218	MEDIA	1,318.48	0.00	0.00	0.00	1,318.48
09 804 0221	SPEECH	(735.00)	0.00	0.00	0.00	(735.00)
09 804 0222	STUDENT COUNCIL	7,475.90	0.00	0.00	0.00	7,475.90
09 804 0224	MISC. ACTIVITY	535.95	0.00	0.00	0.00	535.95
Fund Total: 09		8,710.21	100.00	122.29	0.00	8,732.50

AUGUST 2019 HOT LUNCH BILLS -- ALBION/PETERSBURG

BEGINNING BANK BALANCE \$13,536.58

Eastman, Jenny	\$232.00
E-Funds	\$20.00
Innovative Office Solutions	\$2,111.99
School Nutrition Association	\$66.50

TOTAL	<u>\$2,430.49</u>
Payroll	<u>\$3,370.78</u>

TOTAL EXPENSES FOR AUGUST \$5,801.27

TOTAL DEPOSITS FOR AUGUST \$29,187.87

BANK BALANCE \$36,923.18

HOT LUNCH REPORT
2018-2019

<u>MONTH</u>	<u>NUMBER OF MEALS</u>	<u>BEGINNING BALANCE</u>	<u>TOTAL INCOME</u>	<u>TOTAL EXPENSES</u>	<u>CLOSING BALANCE</u>
AUGUST	908 5,017	\$13,536.58	\$29,187.87	\$5,801.27	\$36,923.18
SEPTEMBER					
OCTOBER					
NOVEMBER					
DECEMBER					
JANUARY					
FEBRUARY					
MARCH					
APRIL					
MAY					
JUNE					
JULY					

BOARD EXPENDITURE REPORT BY FUNCTION

August 2019

Account Number	Account Description	Revised Budget	Expended During Month	Expenditures to Date	% of Budget	Balance at EOM	A/ P Outstanding	P/ O Outstanding
1100	REGULAR INSTRUCTIONAL PROGRAMS							
01 1100 111 000 0000 0 000	District Wide Certified Staff	60,000.00	5,198.92	60,866.29	101.44	(866.29)	0.00	0.00
01 1100 111 002 0000 1 000	Elem Certified Staff	873,000.00	67,331.27	806,792.60	92.42	66,207.40	0.00	0.00
01 1100 111 001 0000 2 000	HS Certified Staff	963,000.00	77,735.36	919,346.57	95.47	43,653.43	0.00	0.00
01 1100 111 001 1116 2 000	Pathways Certified Staff	90,000.00	7,192.00	86,037.95	95.60	3,962.05	0.00	0.00
01 1100 111 004 0000 3 000	MS Certified Staff	553,000.00	43,757.32	527,675.61	95.42	25,324.39	0.00	0.00
01 1100 112 000 0000 0 000	Preschool Para	0.00	0.00	182.08	0.00	(182.08)	0.00	0.00
01 1100 112 002 0000 1 000	Elem Paraprofessionals	178,000.00	518.25	123,451.70	69.35	54,548.30	0.00	0.00
01 1100 112 001 0000 2 000	HS Paraprofessionals	5,000.00	0.00	7,553.52	151.07	(2,553.52)	0.00	0.00
01 1100 112 004 0000 3 000	MS Paraprofessionals	5,500.00	0.00	4,260.88	77.47	1,239.12	0.00	0.00
01 1100 113 000 0000 0 000	District In Lieu Of	0.00	0.00	2,747.50	0.00	(2,747.50)	0.00	0.00
01 1100 113 002 0000 1 000	Elem In Lieu Of	500.00	0.00	0.00	0.00	500.00	0.00	0.00
01 1100 113 001 0000 2 000	HS In Lieu Of	2,000.00	0.00	45.00	2.25	1,955.00	0.00	0.00
01 1100 113 001 1116 2 000	Pathways In Lieu Of	200.00	0.00	0.00	0.00	200.00	0.00	0.00
01 1100 113 004 0000 3 000	MS In Lieu Of	1,000.00	0.00	45.00	4.50	955.00	0.00	0.00
01 1100 122 002 0000 1 000	Elem Paraprofessional Subs	200.00	0.00	5,823.70	2,911.85	(5,623.70)	0.00	0.00
01 1100 122 001 0000 2 000	HS Paraprofessiona Subs	1,000.00	0.00	0.00	0.00	1,000.00	0.00	0.00
01 1100 122 004 0000 3 000	MS Paraprofessional Subs	1,000.00	0.00	233.75	23.38	766.25	0.00	0.00
01 1100 123 002 0000 1 000	Elem Certified Subs	40,000.00	0.00	25,495.66	63.74	14,504.34	0.00	0.00
01 1100 123 001 0000 2 000	HS Certified Subs	28,000.00	0.00	25,811.88	92.19	2,188.12	0.00	0.00
01 1100 123 001 1116 2 000	Pathways Certified Subs	2,000.00	0.00	1,442.50	72.13	557.50	0.00	0.00
01 1100 123 004 0000 3 000	MS Certified Subs	15,000.00	0.00	11,074.34	73.83	3,925.66	0.00	0.00
01 1100 132 002 0000 1 000	Elem Para Overtime	750.00	0.00	38.56	5.14	711.44	0.00	0.00
01 1100 132 001 0000 2 000	HS Para Overtime	750.00	0.00	0.00	0.00	750.00	0.00	0.00
01 1100 132 004 0000 3 000	MS Para Overtime	750.00	0.00	0.00	0.00	750.00	0.00	0.00
01 1100 150 000 2195 0 000	District Activity Extra Duty	1,000.00	135.00	2,497.50	249.75	(1,497.50)	0.00	0.00
01 1100 150 001 2190 2 000	HS Athletic Coaches Non-Instructional	22,000.00	2,655.30	23,984.10	109.02	(1,984.10)	0.00	0.00
01 1100 150 001 2190 2 300	HS Athletic Non-Instr Extra Duty	1,000.00	0.00	2,200.00	220.00	(1,200.00)	0.00	0.00
01 1100 150 004 2190 3 000	MS Athletic Coaches Non-Instructional	3,000.00	0.00	2,262.00	75.40	738.00	0.00	0.00
01 1100 150 004 2190 3 300	MS Athletic Non-Instr Extra Duty	750.00	0.00	620.00	82.67	130.00	0.00	0.00
01 1100 151 000 2195 0 000	District Activities Sponsors - Certified	0.00	69.60	3,835.20	0.00	(3,835.20)	0.00	0.00
01 1100 151 001 2190 2 000	HS Athletic Coaches - Certified Staff	90,000.00	7,334.70	87,781.40	97.53	2,218.60	0.00	0.00
01 1100 151 001 2195 2 000	HS Activities Sponsors - Certified Staff	46,000.00	3,800.45	47,131.55	102.46	(1,131.55)	0.00	0.00
01 1100 151 001 2190 2 300	HS Athletic Certified Extra Duty	1,000.00	40.00	9,150.00	915.00	(8,150.00)	0.00	0.00
01 1100 151 004 2190 3 000	MS Athletic Coaches - Certified Staff	34,000.00	2,436.00	29,232.00	85.98	4,768.00	0.00	0.00
01 1100 151 004 2195 3 000	MS Activity Sponsors - Certified Staff	2,500.00	162.40	1,948.80	77.95	551.20	0.00	0.00
01 1100 151 004 2190 3 300	MS Athletic Certified Extra Duty	500.00	0.00	2,035.00	407.00	(1,535.00)	0.00	0.00
01 1100 152 001 2190 2 000	HS Athletic Coaches - Non-Certified Staf	6,000.00	0.00	0.00	0.00	6,000.00	0.00	0.00
01 1100 152 001 2190 2 300	HS Athletic Non-Certified Extra Duty	500.00	0.00	0.00	0.00	500.00	0.00	0.00
01 1100 211 000 0000 0 000	Insurance - District Staff	16,000.00	1,343.71	14,872.28	92.95	1,127.72	0.00	0.00
01 1100 211 002 0000 1 000	Insurance - Elem Certified Staff	260,000.00	19,765.17	237,880.15	91.49	22,119.85	0.00	0.00
01 1100 211 001 0000 2 000	Insurance - HS Certified Staff	265,000.00	19,742.23	247,295.36	93.32	17,704.64	0.00	0.00
01 1100 211 001 1116 2 000	Insurance - Pathways Certified Staff	27,000.00	2,215.94	25,407.68	94.10	1,592.32	0.00	0.00
01 1100 211 004 0000 3 000	Insurance - MS Certified Staff	150,000.00	12,261.82	139,486.89	92.99	10,513.11	0.00	0.00
01 1100 212 000 0000 0 000	Group Insurance	0.00	0.00	30.93	0.00	(30.93)	0.00	0.00

BOARD EXPENDITURE REPORT BY FUNCTION

August 2019

Account Number	Account Description	Revised Budget	Expended During Month	Expenditures to Date	% of Budget	Balance at EOM	A/ P Outstanding	P/ O Outstanding
01 1100 212 002 0000 1 000	Insurance - Elem Paraprofessionals	18,000.00	1,308.56	14,820.38	82.34	3,179.62	0.00	0.00
01 1100 212 001 0000 2 000	Insurance - HS Paraprofessionals	1,000.00	0.00	25.42	2.54	974.58	0.00	0.00
01 1100 212 004 0000 3 000	Insurance - MS Paraprofessionals	1,000.00	1.48	555.56	55.56	444.44	0.00	0.00
01 1100 220 000 2195 0 000	Social Sec - Activity Sponsor NonInstr	0.00	10.33	191.08	0.00	(191.08)	0.00	0.00
01 1100 220 001 2190 2 000	Social Security - HS Athletic Non-Instr	0.00	203.11	1,834.72	0.00	(1,834.72)	0.00	0.00
01 1100 220 001 2190 2 300	Social Security - HS NonInst Extra duty	0.00	0.00	168.34	0.00	(168.34)	0.00	0.00
01 1100 220 004 2190 3 000	Social Security - MS Athletics Non-Inst.	0.00	0.00	173.04	0.00	(173.04)	0.00	0.00
01 1100 220 004 2190 3 300	Social Security - MS Non-Inst.Extra Duty	0.00	0.00	47.46	0.00	(47.46)	0.00	0.00
01 1100 221 000 0000 0 000	Social Security - District Staff	5,000.00	394.18	4,638.66	92.77	361.34	0.00	0.00
01 1100 221 000 2195 0 000	Social Sec - District Activity Cert	0.00	5.33	293.40	0.00	(293.40)	0.00	0.00
01 1100 221 002 0000 1 000	Social Security - Elem Certified Staff	68,000.00	5,041.76	60,211.39	88.55	7,788.61	0.00	0.00
01 1100 221 001 0000 2 000	Social Security - HS Certified Staff	75,000.00	5,894.30	69,685.81	92.91	5,314.19	0.00	0.00
01 1100 221 001 1116 2 000	Social Sec - Pathways Certified Staff	7,000.00	548.19	6,565.12	93.79	434.88	0.00	0.00
01 1100 221 001 2190 2 000	Social Security - HS Coaches Cert Staff	10,000.00	564.14	6,770.21	67.70	3,229.79	0.00	0.00
01 1100 221 001 2195 2 000	Social Sec - HS Activity Sponsors Cert	4,000.00	290.71	3,605.24	90.13	394.76	0.00	0.00
01 1100 221 001 2190 2 300	Social Security -HS Extra Duty Cert	0.00	3.06	700.05	0.00	(700.05)	0.00	0.00
01 1100 221 004 0000 3 000	Social Security - MS Certified Staff	45,000.00	3,328.90	40,177.15	89.28	4,822.85	0.00	0.00
01 1100 221 004 2190 3 000	Social Security - MS Certified Coaches	2,500.00	186.37	2,236.53	89.46	263.47	0.00	0.00
01 1100 221 004 2195 3 000	Social Sec - MS Cert Activity Sponsors	500.00	12.43	149.16	29.83	350.84	0.00	0.00
01 1100 221 004 2190 3 300	Social Security - MS Cert. Extra Duty	0.00	0.00	155.66	0.00	(155.66)	0.00	0.00
01 1100 222 000 0000 0 000	Social Security	0.00	0.00	13.93	0.00	(13.93)	0.00	0.00
01 1100 222 002 0000 1 000	Social Security - Elem Paraprofessionals	16,000.00	39.64	9,645.81	60.29	6,354.19	0.00	0.00
01 1100 222 001 0000 2 000	Social Security - HS Paraprofessionals	200.00	0.00	577.85	288.93	(377.85)	0.00	0.00
01 1100 222 004 0000 3 000	Social Securiyt - MS Professionals	1,000.00	0.00	336.73	33.67	663.27	0.00	0.00
01 1100 223 000 0000 0 000	Social Security - District Subs	0.00	0.00	210.34	0.00	(210.34)	0.00	0.00
01 1100 223 002 0000 1 000	Social Security - Elem Subs	3,200.00	0.00	1,950.65	60.96	1,249.35	0.00	0.00
01 1100 223 001 0000 2 000	Social Security - HS Subs	2,500.00	0.00	1,978.33	79.13	521.67	0.00	0.00
01 1100 223 001 1116 2 000	Social Security - Pathways Subs	250.00	0.00	110.33	44.13	139.67	0.00	0.00
01 1100 223 004 0000 3 000	Social Security - MS Subs	1,200.00	0.00	850.56	70.88	349.44	0.00	0.00
01 1100 230 001 2190 2 000	Retirement HS Athletic Non-Instructional	0.00	202.99	901.31	0.00	(901.31)	0.00	0.00
01 1100 230 001 2190 2 300	Retirement HS Extra Duty Non Instr	0.00	0.00	60.28	0.00	(60.28)	0.00	0.00
01 1100 230 004 2190 3 300	Retirement MS Extra Duty Non-Instr	0.00	0.00	5.90	0.00	(5.90)	0.00	0.00
01 1100 231 000 0000 0 000	Retirement - District Staff	7,000.00	513.54	6,027.82	86.11	972.18	0.00	0.00
01 1100 231 000 2195 0 000	Retirement - District Activity Sponsors	0.00	6.87	378.80	0.00	(378.80)	0.00	0.00
01 1100 231 002 0000 1 000	Retirement - Elem Certified Staff	87,000.00	6,668.05	79,685.86	91.59	7,314.14	0.00	0.00
01 1100 231 001 0000 2 000	Retirement - HS Certified	96,000.00	7,678.53	90,561.79	94.34	5,438.21	0.00	0.00

BOARD EXPENDITURE REPORT BY FUNCTION

August 2019

Account Number	Account Description	Revised Budget	Expended During Month	Expenditures to Date	% of Budget	Balance at EOM	A/ P Outstanding	P/ O Outstanding
01 1100 231 001 1116 2 000	Retirement - Pathways Certified Staff	9,000.00	710.42	8,493.07	94.37	506.93	0.00	0.00
01 1100 231 001 2190 2 000	Retirement - HS Athletic Coaches	9,500.00	688.35	8,260.13	86.95	1,239.87	0.00	0.00
01 1100 231 001 2195 2 000	Retirement - HS Cert. Activity Sponsors	6,000.00	367.95	4,452.60	74.21	1,547.40	0.00	0.00
01 1100 231 001 2190 2 300	Retirement - HS Certified Extra Duty	0.00	3.95	906.27	0.00	(906.27)	0.00	0.00
01 1100 231 004 0000 3 000	Retirement- MS Certified Staff	57,000.00	4,175.09	50,066.55	87.84	6,933.45	0.00	0.00
01 1100 231 004 2190 3 000	Retirement - MS Athletic Coach Cert	3,500.00	240.62	2,887.38	82.50	612.62	0.00	0.00
01 1100 231 004 2195 3 000	Retirement - MS Cert. Activity Sponsor	500.00	16.04	192.48	38.50	307.52	0.00	0.00
01 1100 231 004 2190 3 300	Retirement - MS Cert. Extra Duty	0.00	0.00	181.37	0.00	(181.37)	0.00	0.00
01 1100 232 000 0000 0 000	Retirement - District Paraprofessionals	0.00	0.00	17.98	0.00	(17.98)	0.00	0.00
01 1100 232 002 0000 1 000	Retirement - Elem Paraprofessionals	14,000.00	51.19	12,199.83	87.14	1,800.17	0.00	0.00
01 1100 232 001 0000 2 000	Retirement - HS Paraprofessionals	0.00	0.00	501.72	0.00	(501.72)	0.00	0.00
01 1100 232 004 0000 3 000	Retirement - MS Paraprofessionals	1,000.00	0.00	420.61	42.06	579.39	0.00	0.00
01 1100 233 000 0000 0 000	Retirement - District Sub In Lieu	0.00	0.00	268.99	0.00	(268.99)	0.00	0.00
01 1100 233 002 0000 1 000	Retirement - Elem Substitutes	0.00	0.00	7.10	0.00	(7.10)	0.00	0.00
01 1100 233 001 0000 2 000	Retirement- HS Substitutes	0.00	0.00	4.44	0.00	(4.44)	0.00	0.00
01 1100 233 004 0000 3 000	Retirement- MS Substitutes	0.00	0.00	4.44	0.00	(4.44)	0.00	0.00
01 1100 260 000 0000 0 000	Unemployment - Non-Certified	2,000.00	0.00	2,026.75	101.34	(26.75)	0.00	0.00
01 1100 270 000 0000 0 000	Work Comp - Non-Instructional	4,000.00	512.29	6,782.58	169.56	(2,782.58)	0.00	0.00
01 1100 271 000 0000 0 000	Work Comp - Certified Staff	13,000.00	1,024.59	12,864.31	98.96	135.69	0.00	0.00
01 1100 272 000 0000 0 000	Work Comp- Paraprofessionals	4,000.00	512.29	6,161.58	154.04	(2,161.58)	0.00	0.00
01 1100 281 000 0000 0 000	Payflex 125 Plan Fees	5,000.00	322.69	4,602.28	92.05	397.72	0.00	0.00
01 1100 281 002 0000 1 000	HSA Contributions - Elem Cert Staff	7,000.00	795.31	9,543.72	136.34	(2,543.72)	0.00	0.00
01 1100 281 001 0000 2 000	HSA Contributions - HS Cert Staff	11,000.00	1,161.52	13,577.20	123.43	(2,577.20)	0.00	0.00
01 1100 281 001 1116 2 000	HSA Contributions - Pathways Cert Staff	5,000.00	381.74	4,580.88	91.62	419.12	0.00	0.00
01 1100 281 004 0000 3 000	HSA Contributions - MS Cert Staff	8,000.00	652.54	7,830.48	97.88	169.52	0.00	0.00
01 1100 291 000 0000 0 000	Fitness Center Membership - District	4,000.00	0.00	3,721.87	93.05	278.13	0.00	0.00
01 1100 320 000 0000 0 000	Contracted Services	1,000.00	0.00	425.00	42.50	575.00	0.00	0.00
01 1100 333 000 0000 0 000	District mileage paid to staff	500.00	0.00	0.00	0.00	500.00	0.00	0.00
01 1100 333 002 0000 1 000	Mileage paid to staff - Elem	500.00	0.00	25.52	5.10	474.48	0.00	0.00
01 1100 333 001 0000 2 000	Mileage paid to staff-HS	500.00	72.50	208.75	41.75	291.25	0.00	0.00
01 1100 333 004 0000 3 000	Mileage paid to staff - MS	500.00	0.00	0.00	0.00	500.00	0.00	0.00
01 1100 340 004 0000 3 000	Other Professional Services	0.00	0.00	143.52	0.00	(143.52)	0.00	0.00
01 1100 432 000 0000 0 000	Technology Support	15,000.00	0.00	0.00	0.00	15,000.00	0.00	0.00
01 1100 550 000 0000 0 000	Copier - Supt.& District supplies	0.00	0.00	17,689.79	0.00	(17,689.79)	0.00	0.00
01 1100 550 002 0000 1 000	Elem Copiers/Printers	12,000.00	550.00	12,698.12	105.82	(698.12)	0.00	0.00
01 1100 550 001 0000 2 000	HS Copiers/Printers	12,000.00	514.68	14,483.77	120.70	(2,483.77)	0.00	0.00
01 1100 550 001 1116 2 000	Pathways Copiers/Printers	0.00	0.00	3.85	0.00	(3.85)	0.00	0.00
01 1100 550 004 0000 3 000	MS Copiers/Printers	6,000.00	299.00	6,268.82	104.48	(268.82)	0.00	0.00
01 1100 580 002 0000 1 000	Elem Travel Expense	0.00	0.00	308.00	0.00	(308.00)	0.00	0.00
01 1100 580 001 1121 2 000	HS FBLA Travel	1,000.00	181.28	1,906.08	190.61	(906.08)	0.00	0.00
01 1100 580 001 1127 2 000	HS Vocal Music Travel Expense	1,000.00	0.00	1,065.51	106.55	(65.51)	0.00	0.00
01 1100 580 001 1128 2 000	HS Band Travel Expense	500.00	0.00	104.47	20.89	395.53	0.00	0.00
01 1100 580 001 1129 2 000	HS FFA Travel Expense	1,200.00	0.00	2,937.31	244.78	(1,737.31)	0.00	0.00

BOARD EXPENDITURE REPORT BY FUNCTION

August 2019

Account Number	Account Description	Revised Budget	Expended During Month	Expenditures to Date	% of Budget	Balance at EOM	A/ P Outstanding	P/ O Outstanding
01 1100 580 001 1130 2 000	HS FCCLA Travel Expense	1,200.00	0.00	3,318.80	276.57	(2,118.80)	0.00	0.00
01 1100 580 004 1127 3 000	MS Vocal Travel Expense	250.00	0.00	0.00	0.00	250.00	0.00	0.00
01 1100 591 001 2190 2 000	HS Athletic Coaches - Newman Grove	44,000.00	0.00	38,036.70	86.45	5,963.30	0.00	0.00
01 1100 591 004 2190 3 000	MS Athletic Coaches - Newman Grove	22,000.00	0.00	20,040.84	91.09	1,959.16	0.00	0.00
01 1100 610 000 0000 0 000	District Central Supply	22,000.00	7,654.46	22,795.98	103.62	(795.98)	0.00	0.00
01 1100 610 000 1126 0 000	District Art Supplies	7,500.00	187.15	8,733.93	116.45	(1,233.93)	0.00	0.00
01 1100 610 000 1126 0 100	District Art Equipment	0.00	0.00	5,544.70	0.00	(5,544.70)	0.00	0.00
01 1100 610 002 0000 1 000	Elementary Requisitions	14,000.00	5,960.24	16,372.28	116.94	(2,372.28)	0.00	0.00
01 1100 610 002 1101 1 000	Elem First Grade Supplies	800.00	0.00	2,235.17	279.40	(1,435.17)	0.00	0.00
01 1100 610 002 1102 1 000	Elem Second Grade Supplies	800.00	0.00	193.20	24.15	606.80	0.00	0.00
01 1100 610 002 1103 1 000	Elem Third Grade Supplies	1,200.00	0.00	2,605.75	217.15	(1,405.75)	0.00	0.00
01 1100 610 002 1104 1 000	Elem Fourth Grade Supplies	800.00	0.00	1,297.07	162.13	(497.07)	0.00	0.00
01 1100 610 002 1105 1 000	Elem Fifth Grade Supplies	800.00	0.00	63.67	7.96	736.33	0.00	0.00
01 1100 610 002 1107 1 000	Elem Kindergarten Supplies	800.00	0.00	318.15	39.77	481.85	0.00	0.00
01 1100 610 002 1108 1 000	Elem Title I Supplies	400.00	0.00	240.81	60.20	159.19	0.00	0.00
01 1100 610 002 1122 1 000	Elem Science Supplies	200.00	0.00	9.52	4.76	190.48	0.00	0.00
01 1100 610 002 1123 1 000	Elem PE/Health Supplies	400.00	560.55	1,229.44	307.36	(829.44)	0.00	0.00
01 1100 610 002 1127 1 000	Elem Music Supplies	400.00	0.00	346.85	86.71	53.15	0.00	0.00
01 1100 610 002 1128 1 000	Elem Band Supplies	400.00	117.64	433.52	108.38	(33.52)	0.00	0.00
01 1100 610 002 0000 1 100	Elementary Furniture/Equip	40,000.00	39,629.57	40,000.00	100.00	0.00	0.00	0.00
01 1100 610 002 1103 1 100	Elem Third Grade Furniture/Equip	0.00	0.00	616.90	0.00	(616.90)	0.00	0.00
01 1100 610 001 0000 2 000	HS Supplies	3,500.00	0.00	1,129.63	32.28	2,370.37	0.00	0.00
01 1100 610 001 1116 2 000	Pathways Classroom Supplies	2,000.00	39.48	299.95	15.00	1,700.05	0.00	0.00
01 1100 610 001 1117 2 000	HS Lang Arts Supplies	4,500.00	670.26	1,347.43	29.94	3,152.57	0.00	0.00
01 1100 610 001 1118 2 000	HS Spanish Supplies	1,100.00	653.77	1,939.38	176.31	(839.38)	0.00	0.00
01 1100 610 001 1119 2 000	HS Soc Studies Supplies	1,600.00	913.40	2,251.19	140.70	(651.19)	0.00	0.00
01 1100 610 001 1120 2 000	HS Math Supplies	2,000.00	173.81	1,051.06	52.55	948.94	0.00	0.00
01 1100 610 001 1121 2 000	HS Business Supplies	1,600.00	108.43	1,893.12	118.32	(293.12)	0.00	0.00
01 1100 610 001 1122 2 000	HS Science Supplies	6,000.00	215.16	7,313.22	121.89	(1,313.22)	0.00	0.00
01 1100 610 001 1123 2 000	HS PE/Health Supplies	4,000.00	753.99	6,810.64	170.27	(2,810.64)	0.00	0.00
01 1100 610 001 1124 2 000	HS Industrial Arts Supplies	4,800.00	54.70	1,558.27	32.46	3,241.73	0.00	0.00
01 1100 610 001 1127 2 000	HS Vocal Music Supplies	5,000.00	105.58	2,308.15	46.16	2,691.85	0.00	0.00
01 1100 610 001 1128 2 000	HS Band Supplies	4,500.00	311.13	2,261.19	50.25	2,238.81	0.00	0.00
01 1100 610 001 1129 2 000	HS Ag Supplies	4,500.00	523.84	1,678.33	37.30	2,821.67	0.00	0.00
01 1100 610 001 1130 2 000	HS FCS Supplies	2,500.00	328.66	951.73	38.07	1,548.27	0.00	0.00
01 1100 610 001 0000 2 100	HS Classroom Furniture/Equipment	7,500.00	0.00	4,839.26	64.52	2,660.74	0.00	0.00
01 1100 610 001 1116 2 100	Pathways Furniture/Equipment	500.00	0.00	0.00	0.00	500.00	0.00	0.00
01 1100 610 001 1121 2 100	HS Business Furniture/Equip	0.00	0.00	647.67	0.00	(647.67)	0.00	0.00
01 1100 610 001 1124 2 100	HS Industrial Arts Equipment	0.00	0.00	4,846.92	0.00	(4,846.92)	0.00	0.00
01 1100 610 001 1127 2 100	HS Vocal Music Equipment	0.00	0.00	4,500.00	0.00	(4,500.00)	0.00	0.00
01 1100 610 001 1128 2 100	HS Band Equipment	0.00	0.00	165.00	0.00	(165.00)	0.00	0.00
01 1100 610 001 1129 2 100	HS Ag Equipment	0.00	0.00	1,973.92	0.00	(1,973.92)	0.00	0.00
01 1100 610 004 0000 3 000	MS Supplies	2,000.00	316.91	764.53	38.23	1,235.47	0.00	0.00
01 1100 610 004 1117 3 000	MS Lang Arts Supplies	2,000.00	896.03	1,583.53	79.18	416.47	0.00	0.00
01 1100 610 004 1119 3 000	MS Social Studies Supplies	1,000.00	131.61	646.59	64.66	353.41	0.00	0.00
01 1100 610 004 1120 3 000	MS Math Supplies	2,000.00	25.00	75.99	3.80	1,924.01	0.00	0.00
01 1100 610 004 1122 3 000	MS Science Supplies	1,200.00	0.00	0.00	0.00	1,200.00	0.00	0.00
01 1100 610 004 1123 3 000	MS PE/Health Supplies	1,000.00	0.00	3,054.20	305.42	(2,054.20)	0.00	0.00
01 1100 610 004 1127 3 000	MS Music Supplies	750.00	0.00	1,366.67	182.22	(616.67)	0.00	0.00
01 1100 610 004 1128 3 000	MS Band Supplies	750.00	0.00	314.41	41.92	435.59	0.00	0.00
01 1100 610 004 0000 3 100	MS Furniture/Equip	2,500.00	0.00	116.29	4.65	2,383.71	0.00	0.00
01 1100 640 002 0000 1 000	Elem Textbooks/Workbooks/Reference	40,000.00	0.00	3,596.66	8.99	36,403.34	0.00	0.00

BOARD EXPENDITURE REPORT BY FUNCTION

August 2019

Account Number	Account Description	Revised Budget	Expended During Month	Expenditures to Date	% of Budget	Balance at EOM	A/ P Outstanding	P/ O Outstanding
01 1100 640 002 3155 1 000	Rule 4 - Textbook Loan	3,000.00	0.00	1,559.40	51.98	1,440.60	0.00	0.00
01 1100 640 001 0000 2 000	HS Textbooks/Workbooks/Reference	35,000.00	0.00	27,474.25	78.50	7,525.75	0.00	0.00
01 1100 640 001 1116 2 000	Pathways Textbooks/Workbooks/Ref	250.00	0.00	0.00	0.00	250.00	0.00	0.00
01 1100 640 004 0000 3 000	MS Textbooks/Workbooks/Reference	20,000.00	0.00	2,547.00	12.74	17,453.00	0.00	0.00
01 1100 643 000 0000 0 000	District Web-based Subscriptions	0.00	34.07	34.07	0.00	(34.07)	0.00	0.00
01 1100 643 002 0000 1 000	Elem. Web-based Subscriptions	6,000.00	596.80	17,390.50	289.84	(11,390.50)	0.00	0.00
01 1100 643 001 0000 2 000	HS Web-based Subscriptions	5,000.00	0.00	2,816.00	56.32	2,184.00	0.00	0.00
01 1100 643 001 1116 2 000	Pathways Web-based Subscriptions	6,000.00	0.00	5,300.00	88.33	700.00	0.00	0.00
01 1100 643 001 1121 2 000	Business Class Web-based Subscriptions	0.00	0.00	2,449.00	0.00	(2,449.00)	0.00	0.00
01 1100 643 004 0000 3 000	MS Web-based Subscriptions	2,500.00	0.00	12,004.00	480.16	(9,504.00)	0.00	0.00
01 1100 650 000 0000 0 000	District Technology Supplies	70,000.00	69,197.24	70,000.00	100.00	0.00	0.00	0.00
01 1100 650 002 0000 1 000	Elem Technology Supplies	5,000.00	0.00	1,538.60	30.77	3,461.40	0.00	0.00
01 1100 650 002 1128 1 000	Elem Band Software	0.00	0.00	158.00	0.00	(158.00)	0.00	0.00
01 1100 650 001 0000 2 000	HS Technology Supplies	10,000.00	41.28	41.28	0.41	9,958.72	0.00	0.00
01 1100 650 001 1121 2 000	HS BusinessTechnology Supplies	0.00	0.00	847.98	0.00	(847.98)	0.00	0.00
01 1100 650 001 1124 2 000	HS Industrial Arts Technology Supplies	0.00	0.00	2,000.00	0.00	(2,000.00)	0.00	0.00
01 1100 650 001 1128 2 000	HS Band Software	500.00	0.00	158.00	31.60	342.00	0.00	0.00
01 1100 650 001 1129 2 000	HS Ag Software	300.00	0.00	0.00	0.00	300.00	0.00	0.00
01 1100 650 004 0000 3 000	MS Technology Supplies	2,000.00	0.00	139.91	7.00	1,860.09	0.00	0.00
01 1100 650 004 1128 3 000	MS Band Software	0.00	0.00	79.00	0.00	(79.00)	0.00	0.00
01 1100 810 002 0000 1 000	Elem Dues for Memberships	300.00	0.00	129.00	43.00	171.00	0.00	0.00
01 1100 810 002 1127 1 000	Elem Music Student Contest Fees	250.00	0.00	0.00	0.00	250.00	0.00	0.00
01 1100 810 001 0000 2 000	HS Teachers Dues for Membership	1,500.00	0.00	429.00	28.60	1,071.00	0.00	0.00
01 1100 810 001 1127 2 000	HS Music Student Contest Fees	1,500.00	0.00	833.00	55.53	667.00	0.00	0.00
01 1100 810 001 1128 2 000	HS Band Contest Fees	1,200.00	0.00	479.45	39.95	720.55	0.00	0.00
01 1100 810 001 1129 2 000	HS Ag Contest Fees	500.00	0.00	130.00	26.00	370.00	0.00	0.00
01 1100 810 004 0000 3 000	MS Dues for Memberships	500.00	0.00	129.00	25.80	371.00	0.00	0.00
01 1100 810 004 1122 3 000	MS Science Student Contest Fees	400.00	0.00	0.00	0.00	400.00	0.00	0.00
01 1100 810 004 1127 3 000	MS Music Student Contest Fees	200.00	0.00	673.00	336.50	(473.00)	0.00	0.00
01 1100 810 004 1128 3 000	MS Band Contest Fees	200.00	0.00	216.00	108.00	(16.00)	0.00	0.00
1100	REGULAR INSTRUCTIONAL PROGRAMS	4,852,300.00	450,032.71	4,486,975.37	92.47	365,324.63	0.00	0.00
1115	Career Academy							
01 1115 111 001 0000 2 000	Salaries-Teachers/Prof Career Acad	11,000.00	957.00	11,484.00	104.40	(484.00)	0.00	0.00
01 1115 211 001 0000 2 000	HS Group Insurance Career Academy	100.00	1.73	11.19	11.19	88.81	0.00	0.00
01 1115 221 001 0000 2 000	HS Social Security - Career Acad	900.00	73.21	878.52	97.61	21.48	0.00	0.00
01 1115 333 001 0000 2 000	Mileage paid to welding instructor	400.00	0.00	0.00	0.00	400.00	0.00	0.00
01 1115 610 001 0000 2 000	Career Acad Supplies	500.00	0.00	89.55	17.91	410.45	0.00	0.00
01 1115 610 001 1115 2 000	Welding Supplies	4,000.00	315.68	4,181.14	104.53	(181.14)	0.00	0.00
01 1115 610 004 0000 3 000	MS Career Acad Supplies	200.00	0.00	18.50	9.25	181.50	0.00	0.00
01 1115 640 001 0000 2 000	Career Academy Textbooks	2,000.00	0.00	1,609.63	80.48	390.37	0.00	0.00
01 1115 640 004 0000 3 000	MS Career Acad Books	0.00	0.00	186.02	0.00	(186.02)	0.00	0.00
01 1115 643 004 0000 3 000	MS Web-based Software	0.00	0.00	1,232.58	0.00	(1,232.58)	0.00	0.00
1115	Career Academy	19,100.00	1,347.62	19,691.13	103.09	(591.13)	0.00	0.00
1150	Limited English Proficiency							
01 1150 610 002 0000 1 000	LEP Supplies	0.00	23.99	197.98	0.00	(197.98)	0.00	0.00
1150	Limited English Proficiency	0.00	23.99	197.98	0.00	(197.98)	0.00	0.00

BOARD EXPENDITURE REPORT BY FUNCTION

August 2019

Account Number	Account Description	Revised Budget	Expended During Month	Expenditures to Date	% of Budget	Balance at EOM	A/ P Outstanding	P/ O Outstanding
1190	Early Childhood							
01 1190 111 002 0000 1 000	Salaries-Teachers/Prof Preschool	100,000.00	8,112.24	97,346.00	97.35	2,654.00	0.00	0.00
01 1190 112 002 0000 1 000	Salaries-Preschool Para	54,000.00	0.00	48,556.30	89.92	5,443.70	0.00	0.00
01 1190 122 002 0000 1 000	Salaries - Substitute Preschool Para	2,000.00	0.00	3,860.00	193.00	(1,860.00)	0.00	0.00
01 1190 123 002 0000 1 000	Preschool Sub	2,500.00	0.00	2,110.13	84.41	389.87	0.00	0.00
01 1190 132 002 0000 1 000	Preschool Paraprofessional Overtime	500.00	0.00	0.00	0.00	500.00	0.00	0.00
01 1190 151 002 0000 1 000	Preschool Extra Duty	500.00	0.00	0.00	0.00	500.00	0.00	0.00
01 1190 211 002 0000 1 000	PS Group Insurance Teachers/Prof Staff	41,500.00	3,490.06	40,011.38	96.41	1,488.62	0.00	0.00
01 1190 212 002 0000 1 000	PS Group Insurance - Instructional Aides	3,000.00	18.25	656.88	21.90	2,343.12	0.00	0.00
01 1190 221 002 0000 1 000	PS Social Security - Teachers/Prof	8,000.00	616.56	7,413.09	92.66	586.91	0.00	0.00
01 1190 222 002 0000 1 000	PS Social Security - Para	4,500.00	0.00	3,999.24	88.87	500.76	0.00	0.00
01 1190 223 002 0000 1 000	PS Social Security - Substitute Teachers	0.00	0.00	161.42	0.00	(161.42)	0.00	0.00
01 1190 231 002 0000 1 000	PS Retirement - Teaches/Prof	1,000.00	801.32	9,615.66	961.57	(8,615.66)	0.00	0.00
01 1190 232 002 0000 1 000	PS Retirement Instructional Aides	5,500.00	0.00	4,490.55	81.65	1,009.45	0.00	0.00
01 1190 233 002 0000 1 000	Retirement Substitute Teachers	0.00	0.00	3.96	0.00	(3.96)	0.00	0.00
01 1190 281 002 0000 1 000	HSA Contributions	500.00	0.00	0.00	0.00	500.00	0.00	0.00
01 1190 291 002 0000 1 000	Preschool Fitness Ctr Membership	200.00	0.00	0.00	0.00	200.00	0.00	0.00
01 1190 330 002 0000 1 000	Preschool Employee Training & Dev.	800.00	0.00	235.00	29.38	565.00	0.00	0.00
01 1190 580 002 0000 1 000	Preschool Travel Expenses	600.00	0.00	0.00	0.00	600.00	0.00	0.00
01 1190 610 002 0000 1 000	Preschool Supplies	8,000.00	1,553.26	7,734.21	96.68	265.79	0.00	0.00
01 1190 610 002 1190 1 000	Supplies	1,600.00	150.00	2,330.70	145.67	(730.70)	0.00	0.00
01 1190 610 002 0000 1 100	Preschool Furniture/Equipment	1,500.00	0.00	0.00	0.00	1,500.00	0.00	0.00
01 1190 610 002 0000 1 700	PRESCHOOL SUPPLIES	10,000.00	0.00	4,539.00	45.39	5,461.00	0.00	0.00
01 1190 643 002 0000 1 000	Web-based Software	1,500.00	0.00	1,885.95	125.73	(385.95)	0.00	0.00
01 1190 650 002 0000 1 000	Preschool Technology Supplies	500.00	0.00	0.00	0.00	500.00	0.00	0.00
1190	Early Childhood	248,200.00	14,741.69	234,949.47	94.66	13,250.53	0.00	0.00
1200	SpEd Instructional Program School Age							
01 1200 111 000 0000 0 000	SpEd Director	45,000.00	3,774.48	45,294.20	100.65	(294.20)	0.00	0.00
01 1200 111 002 0000 1 000	SpEd Salaries-Teacher/Prof Elementary	112,000.00	9,019.00	108,228.00	96.63	3,772.00	0.00	0.00
01 1200 111 001 0000 2 000	SpEd Salaries-Teachers/Prof HS	122,000.00	9,715.00	116,752.63	95.70	5,247.37	0.00	0.00
01 1200 111 004 0000 3 000	SpEd Salaries-Teachers/Prof MS	55,000.00	4,118.00	47,876.03	87.05	7,123.97	0.00	0.00
01 1200 112 002 0000 1 000	AIDES SALARY ELE	55,000.00	0.00	47,238.74	85.89	7,761.26	0.00	0.00
01 1200 112 001 0000 2 000	AIDE SALARY SECON	64,000.00	589.07	55,643.29	86.94	8,356.71	0.00	0.00
01 1200 112 004 0000 3 000	MS SpEd Para	50,000.00	0.00	36,873.42	73.75	13,126.58	0.00	0.00
01 1200 122 002 0000 1 000	Salaries - Elem Para Sub SpEd	2,000.00	0.00	2,913.80	145.69	(913.80)	0.00	0.00
01 1200 122 001 0000 2 000	Salaries - HS Para Sub SpEd	750.00	0.00	1,497.50	199.67	(747.50)	0.00	0.00
01 1200 122 004 0000 3 000	Salaries - MS Para Sub SpEd	1,500.00	0.00	2,103.75	140.25	(603.75)	0.00	0.00
01 1200 123 002 0000 1 000	SUB SALARIES ELE	3,000.00	0.00	4,082.50	136.08	(1,082.50)	0.00	0.00
01 1200 123 001 0000 2 000	SUB SALARIES SEC	2,000.00	0.00	2,012.50	100.63	(12.50)	0.00	0.00
01 1200 123 004 0000 3 000	MS SpEd Substitute	4,000.00	0.00	5,922.50	148.06	(1,922.50)	0.00	0.00
01 1200 132 002 0000 1 000	Overtime-Instructional Aides Elem SpEd	0.00	0.00	2.90	0.00	(2.90)	0.00	0.00
01 1200 159 000 0000 0 000	SpEd Stipends/Extended Contract District	4,000.00	0.00	0.00	0.00	4,000.00	0.00	0.00
01 1200 211 000 0000 0 000	Group Insurance Teachers SpEd	10,000.00	784.65	8,997.47	89.97	1,002.53	0.00	0.00
01 1200 211 002 0000 1 000	Elem Group Insurance - SpEd	40,000.00	3,222.33	36,944.15	92.36	3,055.85	0.00	0.00
01 1200 211 001 0000 2 000	HS Group Insurance - SpEd	25,000.00	1,932.04	22,096.82	88.39	2,903.18	0.00	0.00
01 1200 211 004 0000 3 000	MS SpEd Health Insurance	22,000.00	184.66	12,128.19	55.13	9,871.81	0.00	0.00

BOARD EXPENDITURE REPORT BY FUNCTION

August 2019

Account Number	Account Description	Revised Budget	Expended During Month	Expenditures to Date	% of Budget	Balance at EOM	A/ P Outstanding	P/ O Outstanding
01 1200 212 002 0000 1 000	Group Insurance	500.00	38.48	446.71	89.34	53.29	0.00	0.00
01 1200 212 001 0000 2 000	Group Insurance	6,000.00	21.66	5,029.49	83.82	970.51	0.00	0.00
01 1200 212 004 0000 3 000	Group Insurance	6,500.00	13.34	5,000.12	76.92	1,499.88	0.00	0.00
01 1200 221 000 0000 0 000	District Social Security - Teachers/Prof	4,000.00	287.29	3,456.09	86.40	543.91	0.00	0.00
01 1200 221 002 0000 1 000	SOC SEC	10,000.00	685.93	8,231.47	82.31	1,768.53	0.00	0.00
01 1200 221 001 0000 2 000	SOC SEC	10,000.00	739.66	8,901.88	89.02	1,098.12	0.00	0.00
01 1200 221 004 0000 3 000	MS Sped Soc Sec	5,000.00	314.53	3,658.29	73.17	1,341.71	0.00	0.00
01 1200 222 002 0000 1 000	Social Security	5,000.00	0.00	3,836.55	76.73	1,163.45	0.00	0.00
01 1200 222 001 0000 2 000	Social Security	5,000.00	45.06	4,055.28	81.11	944.72	0.00	0.00
01 1200 222 004 0000 3 000	Social Security	4,000.00	0.00	2,917.66	72.94	1,082.34	0.00	0.00
01 1200 223 002 0000 1 000	Social Security	500.00	0.00	312.35	62.47	187.65	0.00	0.00
01 1200 223 001 0000 2 000	Social Security	200.00	0.00	153.94	76.97	46.06	0.00	0.00
01 1200 223 004 0000 3 000	Social Security	500.00	0.00	453.06	90.61	46.94	0.00	0.00
01 1200 231 000 0000 0 000	Retirement - Teaches/Prof SpEd	5,000.00	372.84	4,474.08	89.48	525.92	0.00	0.00
01 1200 231 002 0000 1 000	RETIREMENT	12,000.00	890.88	10,690.54	89.09	1,309.46	0.00	0.00
01 1200 231 001 0000 2 000	RETIREMENT	12,000.00	959.63	11,532.59	96.10	467.41	0.00	0.00
01 1200 231 004 0000 3 000	MS SpEd Retirement	6,000.00	406.77	4,729.08	78.82	1,270.92	0.00	0.00
01 1200 232 002 0000 1 000	Retirement	5,500.00	0.00	4,251.68	77.30	1,248.32	0.00	0.00
01 1200 232 001 0000 2 000	Retirement	7,000.00	58.19	5,496.31	78.52	1,503.69	0.00	0.00
01 1200 232 004 0000 3 000	Retirement	5,000.00	0.00	3,783.48	75.67	1,216.52	0.00	0.00
01 1200 281 002 0000 1 000	Other Health Benefits	4,000.00	254.50	3,054.00	76.35	946.00	0.00	0.00
01 1200 281 001 0000 2 000	Other Health Benefits	3,000.00	222.69	2,672.28	89.08	327.72	0.00	0.00
01 1200 281 004 0000 3 000	Other Health Benefits	4,000.00	198.78	2,231.94	55.80	1,768.06	0.00	0.00
01 1200 291 000 0000 0 000	Fitness Center - District	200.00	0.00	0.00	0.00	200.00	0.00	0.00
01 1200 291 001 0000 2 000	Fitness Center - HS	200.00	0.00	0.00	0.00	200.00	0.00	0.00
01 1200 320 002 0000 1 000	OTHER PROF/TECH SERVICES	20,000.00	(19,016.58)	11,239.97	56.20	8,760.03	0.00	0.00
01 1200 320 001 0000 2 000	Pupil Services	20,000.00	0.00	0.00	0.00	20,000.00	0.00	0.00
01 1200 320 004 0000 3 000	Professional Educational Services	20,000.00	(35,000.00)	0.00	0.00	20,000.00	0.00	0.00
01 1200 330 000 0000 0 000	Employee Training & Development	800.00	0.00	520.00	65.00	280.00	0.00	0.00
01 1200 330 002 0000 1 000	Elem SpEd Training/Development	500.00	0.00	990.00	198.00	(490.00)	0.00	0.00
01 1200 330 001 0000 2 000	Employee Training & Development	2,000.00	0.00	500.00	25.00	1,500.00	0.00	0.00
01 1200 330 004 0000 3 000	MS SpEd Training/Development	200.00	0.00	0.00	0.00	200.00	0.00	0.00
01 1200 580 000 0000 0 000	TRAVEL EXPENSE AND MILEAGE	800.00	0.00	726.45	90.81	73.55	0.00	0.00
01 1200 580 002 0000 1 000	TRAVEL INSERVICE	200.00	0.00	199.90	99.95	0.10	0.00	0.00
01 1200 580 001 0000 2 000	TRAVEL INSERVICE	1,500.00	0.00	65.72	4.38	1,434.28	0.00	0.00
01 1200 580 004 0000 3 000	MS SpEd Travel	200.00	0.00	0.00	0.00	200.00	0.00	0.00
01 1200 591 002 0000 1 000	Elem. Purchased Services from ESU	0.00	0.00	981.03	0.00	(981.03)	0.00	0.00
01 1200 591 001 0000 2 000	HS. Purchased Services from ESU	0.00	(24,509.02)	36,415.70	0.00	(36,415.70)	0.00	0.00
01 1200 591 004 0000 3 000	MS Purchased Services from ESU	0.00	0.00	391.22	0.00	(391.22)	0.00	0.00
01 1200 610 002 0000 1 000	SUPPLIES	3,500.00	393.69	1,714.92	49.00	1,785.08	0.00	0.00
01 1200 610 002 0000 1 100	FURNITURE & EQUIPMENT	1,000.00	0.00	1,101.00	110.10	(101.00)	0.00	0.00
01 1200 610 001 0000 2 000	SUPPLIES	3,000.00	0.00	282.92	9.43	2,717.08	0.00	0.00
01 1200 610 001 0000 2 100	FURNITURE & EQUIPMENT	500.00	0.00	0.00	0.00	500.00	0.00	0.00
01 1200 610 004 0000 3 000	MS SpEd Supplies	500.00	38.99	160.48	32.10	339.52	0.00	0.00
01 1200 610 004 0000 3 100	MS SpEd Furn&Equip	500.00	0.00	0.00	0.00	500.00	0.00	0.00
01 1200 640 002 0000 1 000	TEXTBOOKS ELE	500.00	0.00	5,095.81	1,019.16	(4,595.81)	0.00	0.00
01 1200 640 001 0000 2 000	TEXTBOOKS	500.00	0.00	0.00	0.00	500.00	0.00	0.00
01 1200 640 004 0000 3 000	MS Sped Textbooks	500.00	0.00	0.00	0.00	500.00	0.00	0.00
01 1200 643 000 0000 0 000	STUDENT RECORD SYSTEM	2,500.00	0.00	2,705.00	108.20	(205.00)	0.00	0.00
01 1200 650 000 0000 0 000	IEP COMPUTER PROGRAM	500.00	0.00	0.00	0.00	500.00	0.00	0.00
01 1200 650 002 0000 1 000	COMPUTER HARDWARE	500.00	0.00	0.00	0.00	500.00	0.00	0.00
01 1200 650 001 0000 2 000	COMPUTER HARDWARE	500.00	0.00	0.00	0.00	500.00	0.00	0.00
01 1200 650 004 0000 3 000	MS Sped Computer Equip	500.00	0.00	0.00	0.00	500.00	0.00	0.00

09/07/2019 01:10 PM

August 2019

User ID: GLS

Account Number	Account Description	Revised Budget	Expended During Month	Expenditures to Date	% of Budget	Balance at EOM	A/ P Outstanding	P/ O Outstanding
1200	SpEd Instructional Program School Age	819,550.00	(39,243.46)	719,067.38	87.74	100,482.62	0.00	0.00
1291	SpEd Instructional-Age3-5							
01 1291 112 002 0000 1 000	PRE SCHOOL SPED SALARIES	9,000.00	0.00	0.00	0.00	9,000.00	0.00	0.00
01 1291 122 002 0000 1 000	Preschool SpEd Para Sub	500.00	0.00	0.00	0.00	500.00	0.00	0.00
01 1291 212 002 0000 1 000	Insurance - Preschool Sped Paras	3,000.00	0.00	0.00	0.00	3,000.00	0.00	0.00
01 1291 222 002 0000 1 000	Social Security	700.00	0.00	0.00	0.00	700.00	0.00	0.00
01 1291 232 002 0000 1 000	Retirement	750.00	0.00	0.00	0.00	750.00	0.00	0.00
01 1291 610 002 0000 1 000	Preschool SpEd Supplies	2,000.00	0.00	0.00	0.00	2,000.00	0.00	0.00
01 1291 610 002 0000 1 100	Preschool SpEd Equipment	500.00	0.00	0.00	0.00	500.00	0.00	0.00
1291	SpEd Instructional-Age3-5	16,450.00	0.00	0.00	0.00	16,450.00	0.00	0.00
1300	Summer School							
01 1300 151 002 0000 1 000	Summer School Elementary	3,000.00	3,555.72	3,555.72	118.52	(555.72)	0.00	0.00
01 1300 151 001 0000 2 000	Summer School Secondary	3,500.00	1,330.57	1,330.57	38.02	2,169.43	0.00	0.00
01 1300 151 004 0000 3 000	MS Summer School	1,000.00	0.00	0.00	0.00	1,000.00	0.00	0.00
01 1300 221 002 0000 1 000	Social Security	300.00	271.99	271.99	90.66	28.01	0.00	0.00
01 1300 221 001 0000 2 000	Social Security	300.00	101.79	101.79	33.93	198.21	0.00	0.00
01 1300 221 004 0000 3 000	MS Summer School Soc Sec	100.00	0.00	0.00	0.00	100.00	0.00	0.00
01 1300 231 002 0000 1 000	Retirement	300.00	351.24	351.24	117.08	(51.24)	0.00	0.00
01 1300 231 001 0000 2 000	Retirement	300.00	131.43	131.43	43.81	168.57	0.00	0.00
01 1300 231 004 0000 3 000	MS Summer School Retire	100.00	0.00	0.00	0.00	100.00	0.00	0.00
01 1300 610 002 0000 1 000	Summer School Supplies	200.00	95.88	144.07	72.04	55.93	0.00	0.00
01 1300 610 001 0000 2 000	Summer School Supplies	200.00	0.00	0.00	0.00	200.00	0.00	0.00
01 1300 610 004 0000 3 000	Summer School Supplies	200.00	0.00	0.00	0.00	200.00	0.00	0.00
1300	Summer School	9,500.00	5,838.62	5,886.81	61.97	3,613.19	0.00	0.00
2110	ATTENDANCE AND SOCIAL WORK							
01 2110 643 000 0000 0 000	Web-based Software	6,000.00	0.00	6,014.06	100.23	(14.06)	0.00	0.00
2110	ATTENDANCE AND SOCIAL WORK	6,000.00	0.00	6,014.06	100.23	(14.06)	0.00	0.00
2120	GUIDANCE SERVICES							
01 2120 111 002 0000 1 000	ElemGuidance Salaries-Teachers/Prof Elem	38,000.00	3,045.00	36,342.49	95.64	1,657.51	0.00	0.00
01 2120 111 001 0000 2 000	HS Salaries- Guidance	74,000.00	6,684.12	80,209.00	108.39	(6,209.00)	0.00	0.00
01 2120 111 004 0000 3 000	MS Guidance Salaries-Teachers/Prof MS	30,000.00	2,164.13	26,345.72	87.82	3,654.28	0.00	0.00
01 2120 123 004 0000 3 000	MS Guidance Sub	2,000.00	0.00	0.00	0.00	2,000.00	0.00	0.00
01 2120 159 001 0000 2 000	Guidance - Extended Contract	8,000.00	0.00	0.00	0.00	8,000.00	0.00	0.00
01 2120 211 002 0000 1 000	Elem Group Insurance - Guidance	9,000.00	0.00	5,977.80	66.42	3,022.20	0.00	0.00
01 2120 211 001 0000 2 000	HS Group Insurance - Guidance	18,000.00	1,477.30	16,938.46	94.10	1,061.54	0.00	0.00
01 2120 211 004 0000 3 000	MS Group Insurance - Guidance	8,000.00	553.99	6,404.42	80.06	1,595.58	0.00	0.00
01 2120 221 002 0000 1 000	Elem Social Security - Guidance	3,000.00	232.94	2,780.18	92.67	219.82	0.00	0.00
01 2120 221 001 0000 2 000	HS Social Security- Guidance	7,000.00	507.31	6,101.83	87.17	898.17	0.00	0.00
01 2120 221 004 0000 3 000	MS Social Security - Guidance	2,000.00	164.85	2,007.04	100.35	(7.04)	0.00	0.00
01 2120 231 002 0000 1 000	Elem Retirement - Guidance	4,000.00	300.78	3,589.85	89.75	410.15	0.00	0.00
01 2120 231 001 0000 2 000	HS Retirement - Guidance	8,000.00	660.25	7,922.88	99.04	77.12	0.00	0.00
01 2120 231 004 0000 3 000	MS Retirement - Guidance	3,000.00	213.77	2,602.39	86.75	397.61	0.00	0.00
01 2120 281 002 0000 1 000	Elem Health Benefits-Guidance	1,000.00	90.26	722.08	72.21	277.92	0.00	0.00
01 2120 281 001 0000 2 000	HS Health Benefits-Guidance	4,000.00	254.50	3,054.00	76.35	946.00	0.00	0.00
01 2120 281 004 0000 3 000	MS Health Benefits Guidance	2,000.00	95.44	1,145.28	57.26	854.72	0.00	0.00
01 2120 291 001 0000 2 000	HS Guidance-Fitness Ctr	200.00	0.00	0.00	0.00	200.00	0.00	0.00
01 2120 330 002 0000 1 000	Elem GuidTraining/Development	500.00	0.00	265.00	53.00	235.00	0.00	0.00
01 2120 330 001 0000 2 000	Employee Training & Development	500.00	0.00	379.99	76.00	120.01	0.00	0.00
01 2120 330 004 0000 3 000	MS Guidance Training/Development	500.00	0.00	0.00	0.00	500.00	0.00	0.00
01 2120 580 002 0000 1 000	ELEM TRAVEL EXP/MILEAGE	500.00	0.00	51.97	10.39	448.03	0.00	0.00
01 2120 580 001 0000 2 000	TRAVEL	500.00	0.00	51.98	10.40	448.02	0.00	0.00

BOARD EXPENDITURE REPORT BY FUNCTION

August 2019

Account Number	Account Description	Revised Budget	Expended During Month	Expenditures to Date	% of Budget	Balance at EOM	A/ P Outstanding	P/ O Outstanding
01 2120 580 004 0000 3 000	MS Guidance Travel	500.00	0.00	0.00	0.00	500.00	0.00	0.00
01 2120 610 002 0000 1 000	SUPPLIES	800.00	243.60	670.26	83.78	129.74	0.00	0.00
01 2120 610 001 0000 2 000	SUPPLIES	1,500.00	195.41	1,060.89	70.73	439.11	0.00	0.00
01 2120 610 001 0000 2 100	GUIDANCE FURNITURE/EQUIPMENT	0.00	0.00	389.90	0.00	(389.90)	0.00	0.00
01 2120 610 004 0000 3 000	MS Guidance Supplies	800.00	0.00	222.85	27.86	577.15	0.00	0.00
01 2120 650 002 0000 1 000	Elem Guidance - Tech-Related Supplies	200.00	0.00	0.00	0.00	200.00	0.00	0.00
01 2120 650 001 0000 2 000	COMPUTER EQUIPMENT (SOFTWARE)	200.00	0.00	131.79	65.90	68.21	0.00	0.00
01 2120 650 004 0000 3 000	Software	200.00	0.00	0.00	0.00	200.00	0.00	0.00
2120	GUIDANCE SERVICES	227,900.00	16,883.65	205,368.05	90.11	22,531.95	0.00	0.00
2130	HEALTH SERVICES							
01 2130 320 000 0000 0 000	School Nurse Contract	46,000.00	0.00	45,107.21	98.06	892.79	0.00	0.00
01 2130 330 000 0000 0 000	School Nurse Training/Development	200.00	0.00	0.00	0.00	200.00	0.00	0.00
01 2130 610 000 0000 0 000	SUPPLIES	2,500.00	374.58	1,148.05	45.92	1,351.95	0.00	0.00
2130	HEALTH SERVICES	48,700.00	374.58	46,255.26	94.98	2,444.74	0.00	0.00
2141	Psych Services SpEd School Age							
01 2141 111 002 0000 1 000	School Psych Salaries Elem	48,000.00	3,920.80	47,049.60	98.02	950.40	0.00	0.00
01 2141 111 001 0000 2 000	School Psych Salaries HS	7,500.00	603.20	7,238.40	96.51	261.60	0.00	0.00
01 2141 111 004 0000 3 000	School Psych Salaries-MS	2,000.00	754.00	9,048.00	452.40	(7,048.00)	0.00	0.00
01 2141 211 002 0000 1 000	Elem Group Insurance Psych	12,000.00	980.93	11,256.03	93.80	743.97	0.00	0.00
01 2141 211 001 0000 2 000	HS Group Insurance Psych	2,000.00	150.92	1,731.73	86.59	268.27	0.00	0.00
01 2141 211 004 0000 3 000	MS Group Insurance Psych	0.00	188.63	2,164.56	0.00	(2,164.56)	0.00	0.00
01 2141 221 002 0000 1 000	Elem Social Security - Psych	4,000.00	298.90	3,587.02	89.68	412.98	0.00	0.00
01 2141 221 001 0000 2 000	HS Social Security - Psych	750.00	45.99	551.88	73.58	198.12	0.00	0.00
01 2141 221 004 0000 3 000	MS Social Security - Psych	200.00	57.48	689.76	344.88	(489.76)	0.00	0.00
01 2141 231 002 0000 1 000	Elem Retirement - Psych	5,000.00	387.29	4,647.48	92.95	352.52	0.00	0.00
01 2141 231 001 0000 2 000	HS Retirement - Psych	750.00	59.58	714.96	95.33	35.04	0.00	0.00
01 2141 231 004 0000 3 000	MS Retirement - Psych	250.00	74.48	893.76	357.50	(643.76)	0.00	0.00
01 2141 281 002 0000 1 000	Elem Health Benefits Psych	2,000.00	165.43	1,985.16	99.26	14.84	0.00	0.00
01 2141 281 001 0000 2 000	HS Health Benefits Psych	500.00	25.45	305.40	61.08	194.60	0.00	0.00
01 2141 281 004 0000 3 000	MS Health Benefits Psych	250.00	31.81	381.72	152.69	(131.72)	0.00	0.00
01 2141 330 000 0000 0 000	Psych Registration/Conference Fees	400.00	0.00	0.00	0.00	400.00	0.00	0.00
01 2141 580 000 0000 0 000	Psychologist Travel Expenses	200.00	0.00	0.00	0.00	200.00	0.00	0.00
01 2141 610 000 0000 0 000	SUPPLIES	1,500.00	0.00	470.48	31.37	1,029.52	0.00	0.00
2141	Psych Services SpEd School Age	87,300.00	7,744.89	92,715.94	106.20	(5,415.94)	0.00	0.00
2151	Speech Audiology SpEd School Age							
01 2151 111 002 0000 1 000	Speech/Audiology Salaries Elem	47,000.00	3,831.77	45,981.24	97.83	1,018.76	0.00	0.00
01 2151 111 001 0000 2 000	Speech/Audiology Salaries HS	6,000.00	472.41	5,668.92	94.48	331.08	0.00	0.00
01 2151 211 002 0000 1 000	Elem Group Insurance Speech/Audiology	12,000.00	544.45	10,536.74	87.81	1,463.26	0.00	0.00
01 2151 211 001 0000 2 000	HS Group Insurance Speech/Audiology	1,500.00	0.00	1,231.89	82.13	268.11	0.00	0.00
01 2151 221 002 0000 1 000	Elem Social Security - Speech Audiology	4,000.00	293.13	3,517.56	87.94	482.44	0.00	0.00
01 2151 221 001 0000 2 000	HS Social Security - Speech Audiology	500.00	36.14	433.68	86.74	66.32	0.00	0.00
01 2151 231 002 0000 1 000	Elem Retirement - SpeechAudiology	5,000.00	378.50	4,541.98	90.84	458.02	0.00	0.00
01 2151 231 001 0000 2 000	HS Retirement - SpeechAudiology	750.00	46.66	559.92	74.66	190.08	0.00	0.00
01 2151 320 002 0000 1 000	Contracted Services- Speech	2,000.00	0.00	0.00	0.00	2,000.00	0.00	0.00
01 2151 320 004 0000 3 000	Contracted Services - MS Speech	2,000.00	0.00	0.00	0.00	2,000.00	0.00	0.00
01 2151 330 000 0000 0 000	Speech Registration/Conference Fees	250.00	0.00	0.00	0.00	250.00	0.00	0.00
01 2151 580 000 0000 0 000	TRAVEL EXPENSE AND MILEAGE	250.00	0.00	10.28	4.11	239.72	0.00	0.00
01 2151 591 002 0000 1 000	Elem Speech Purchased Services	0.00	(13,747.00)	16,736.00	0.00	(16,736.00)	0.00	0.00

09/07/2019 01:10 PM

August 2019

User ID: GLS

Account Number	Account Description	Revised Budget	Expended During Month	Expenditures to Date	% of Budget	Balance at EOM	A/ P Outstanding	P/ O Outstanding
01 2151 591 004 0000 3 000	Purchased Services from ESU	0.00	0.00	24,945.16	0.00	(24,945.16)	0.00	0.00
01 2151 610 002 0000 1 000	Elem Speech Supplies	1,100.00	0.00	273.32	24.85	826.68	0.00	0.00
01 2151 810 000 0000 0 000	DUES AND FEES	0.00	0.00	140.00	0.00	(140.00)	0.00	0.00
2151	Speech Audiology SpEd School Age	82,350.00	(8,143.94)	114,576.69	139.13	(32,226.69)	0.00	0.00
2152	Speech Patholog/Audiology y Age 3-5							
01 2152 111 002 0000 1 000	Speech/Audiology Salaries Preschool	12,000.00	944.82	11,337.84	94.48	662.16	0.00	0.00
01 2152 211 002 0000 1 000	PS Group Insurance Speech/Audiology	3,000.00	0.00	2,463.89	82.13	536.11	0.00	0.00
01 2152 221 002 0000 1 000	PS Social Security - Speech/Audiology	1,000.00	72.28	867.36	86.74	132.64	0.00	0.00
01 2152 231 002 0000 1 000	PS Retirement - Speech/Audiology	1,500.00	93.33	1,119.96	74.66	380.04	0.00	0.00
01 2152 610 002 0000 1 000	Preschool Speech Supplies	250.00	0.00	0.00	0.00	250.00	0.00	0.00
2152	Speech Patholog/Audiology y Age 3-5	17,750.00	1,110.43	15,789.05	88.95	1,960.95	0.00	0.00
2153	Speech Pathology/Audiology Age 0-2							
01 2153 340 002 0000 1 000	Birth-2 Speech Services	500.00	0.00	0.00	0.00	500.00	0.00	0.00
2153	Speech Pathology/Audiology Age 0-2	500.00	0.00	0.00	0.00	500.00	0.00	0.00
2161	Occupational Therapy School Age							
01 2161 340 002 0000 1 000	OCCUPATIONAL THERAPY ELEM	1,000.00	0.00	18,815.95	1,881.60	(17,815.95)	0.00	0.00
01 2161 340 001 0000 2 000	OCCUPATION THERAPY -SECONDARY	0.00	0.00	414.60	0.00	(414.60)	0.00	0.00
01 2161 340 004 0000 3 000	Other Professional Services	0.00	0.00	2,725.30	0.00	(2,725.30)	0.00	0.00
2161	Occupational Therapy School Age	1,000.00	0.00	21,955.85	2,195.59	(20,955.85)	0.00	0.00
2162	Occupational Therapy - Age 3-5							
01 2162 340 002 0000 1 000	Other Professional Services	1,000.00	0.00	2,696.75	269.68	(1,696.75)	0.00	0.00
2162	Occupational Therapy - Age 3-5	1,000.00	0.00	2,696.75	269.68	(1,696.75)	0.00	0.00
2163	Physical Therapy- Age 0-2							
01 2163 340 002 0000 1 000	OT SpEd 0-2	1,000.00	1,807.95	12,135.60	1,213.56	(11,135.60)	0.00	0.00
2163	Physical Therapy- Age 0-2	1,000.00	1,807.95	12,135.60	1,213.56	(11,135.60)	0.00	0.00
2171	Physical Therapy -School Age							
01 2171 340 002 0000 1 000	PHYSICAL THER - ELEM	500.00	0.00	650.00	130.00	(150.00)	0.00	0.00
01 2171 340 001 0000 2 000	PHYSICAL THERAPY	0.00	0.00	87.50	0.00	(87.50)	0.00	0.00
01 2171 340 004 0000 3 000	Other Professional Services	500.00	0.00	212.44	42.49	287.56	0.00	0.00
2171	Physical Therapy -School Age	1,000.00	0.00	949.94	94.99	50.06	0.00	0.00
2172	Physical Therapy - 3-5							
01 2172 340 002 0000 1 000	PT SpEd 3-5	1,000.00	0.00	0.00	0.00	1,000.00	0.00	0.00
2172	Physical Therapy - 3-5	1,000.00	0.00	0.00	0.00	1,000.00	0.00	0.00
2173	Physical Therapy - 0-2							
01 2173 340 002 0000 1 000	PT SpEd 0-2	1,000.00	0.00	0.00	0.00	1,000.00	0.00	0.00
2173	Physical Therapy - 0-2	1,000.00	0.00	0.00	0.00	1,000.00	0.00	0.00
2181	Vision							
01 2181 340 004 0000 3 000	Vision Services SpEd MS	1,000.00	0.00	0.00	0.00	1,000.00	0.00	0.00
2181	Vision	1,000.00	0.00	0.00	0.00	1,000.00	0.00	0.00
2190	Activities							
01 2190 340 002 0000 1 000	Student Drug & Alcohol Testing	0.00	0.00	563.00	0.00	(563.00)	0.00	0.00
01 2190 340 001 0000 2 000	Other Professional Services	0.00	0.00	813.00	0.00	(813.00)	0.00	0.00
01 2190 340 004 0000 3 000	MS Student Drug & Alcohol Testing	0.00	0.00	927.00	0.00	(927.00)	0.00	0.00
01 2190 580 001 2195 2 000	HS Speech Travel Expense	0.00	0.00	744.38	0.00	(744.38)	0.00	0.00
01 2190 610 001 2195 2 000	HS Speech Supplies	1,200.00	0.00	998.64	83.22	201.36	0.00	0.00
01 2190 610 004 2195 3 000	MS Speech Supplies	250.00	0.00	378.78	151.51	(128.78)	0.00	0.00
01 2190 810 001 0000 2 000	Dues & Fees	0.00	0.00	125.00	0.00	(125.00)	0.00	0.00

BOARD EXPENDITURE REPORT BY FUNCTION

August 2019

Account Number	Account Description	Revised Budget	Expended During Month	Expenditures to Date	% of Budget	Balance at EOM	A/ P Outstanding	P/ O Outstanding
01 2190 810 001 2195 2 000	HS Speech Fees	2,800.00	0.00	3,075.12	109.83	(275.12)	0.00	0.00
01 2190 810 004 2195 3 000	MS Speech Dues & Fees	500.00	0.00	301.00	60.20	199.00	0.00	0.00
2190	Activities	4,750.00	0.00	7,925.92	166.86	(3,175.92)	0.00	0.00
2210	Improvement of Instruction							
01 2210 151 002 0000 1 000	Salaries - Mentor or SAT Elementary	1,500.00	145.00	1,740.00	116.00	(240.00)	0.00	0.00
01 2210 151 001 0000 2 000	Salaries - Mentor or SAT HS	2,000.00	145.00	1,740.00	87.00	260.00	0.00	0.00
01 2210 151 004 0000 3 000	Salaries - Mentor or SAT MS	2,000.00	139.20	1,670.40	83.52	329.60	0.00	0.00
01 2210 221 002 0000 1 000	Elem Social Security - SAT/Mentors	200.00	11.10	133.20	66.60	66.80	0.00	0.00
01 2210 221 001 0000 2 000	HS Social Security - SAT/Mentors	200.00	11.09	133.30	66.65	66.70	0.00	0.00
01 2210 221 004 0000 3 000	MS Social Security - SAT/Mentors	200.00	10.64	127.68	63.84	72.32	0.00	0.00
01 2210 231 002 0000 1 000	Elem Retirement - SAT/Mentor	200.00	14.31	171.72	85.86	28.28	0.00	0.00
01 2210 231 001 0000 2 000	HS Retirement - SAT/Mentor	200.00	14.32	171.91	85.96	28.09	0.00	0.00
01 2210 231 004 0000 3 000	MS Retirement - SAT/Mentor	200.00	13.75	165.00	82.50	35.00	0.00	0.00
2210	Improvement of Instruction	6,700.00	504.41	6,053.21	90.35	646.79	0.00	0.00
2211	School Improvement							
01 2211 151 000 0000 0 000	School Improvement Teachers/Prof Staff	4,000.00	301.60	3,619.20	90.48	380.80	0.00	0.00
01 2211 221 000 0000 0 000	Social Security - School Improvement	300.00	23.09	276.74	92.25	23.26	0.00	0.00
01 2211 231 000 0000 0 000	Retirement - School Improvement	400.00	29.78	357.53	89.38	42.47	0.00	0.00
01 2211 320 000 0000 0 000	School Improve Services	1,000.00	0.00	0.00	0.00	1,000.00	0.00	0.00
01 2211 610 000 0000 0 000	School Improvement Supplies	0.00	0.00	57.70	0.00	(57.70)	0.00	0.00
01 2211 810 000 0000 0 000	AdvancEd Accreditation	1,000.00	0.00	1,200.00	120.00	(200.00)	0.00	0.00
01 2211 810 002 0000 1 000	Elem Accreditation	1,000.00	0.00	1,200.00	120.00	(200.00)	0.00	0.00
01 2211 810 001 0000 2 000	HS Accreditation	1,000.00	0.00	1,200.00	120.00	(200.00)	0.00	0.00
01 2211 810 004 0000 3 000	MS Accreditation	1,000.00	0.00	1,200.00	120.00	(200.00)	0.00	0.00
2211	School Improvement	9,700.00	354.47	9,111.17	93.93	588.83	0.00	0.00
2214	Professional Development							
01 2214 151 002 0000 1 000	Elem Teachers/Prof Staff Prof Dev	3,000.00	1,387.09	3,414.83	113.83	(414.83)	0.00	0.00
01 2214 151 001 0000 2 000	HS Teachers/Prof Staff Prof Dev	2,000.00	352.65	2,707.68	135.38	(707.68)	0.00	0.00
01 2214 151 001 1116 2 000	Pathways Teachers/Prof Staff Prof Dev	1,000.00	0.00	0.00	0.00	1,000.00	0.00	0.00
01 2214 151 004 0000 3 000	MS Teachers/Prof Staff Prof Dev	2,000.00	70.53	477.96	23.90	1,522.04	0.00	0.00
01 2214 221 002 0000 1 000	Elem Social Security - Teachers PD	300.00	106.08	261.22	87.07	38.78	0.00	0.00
01 2214 221 001 0000 2 000	HS Social Security - Teachers PD	200.00	26.97	207.16	103.58	(7.16)	0.00	0.00
01 2214 221 001 1116 2 000	Pathways Prof Dev - Soc Security	200.00	0.00	0.00	0.00	200.00	0.00	0.00
01 2214 221 004 0000 3 000	MS Social Security - Teachers PD	200.00	81.33	112.47	56.24	87.53	0.00	0.00
01 2214 231 002 0000 1 000	Elem Retirement - PD	300.00	104.51	220.65	73.55	79.35	0.00	0.00
01 2214 231 001 0000 2 000	HS Retirement - PD	200.00	34.85	243.07	121.54	(43.07)	0.00	0.00
01 2214 231 001 1116 2 000	Pathways Prof Dev - Retirement	200.00	0.00	0.00	0.00	200.00	0.00	0.00
01 2214 231 004 0000 3 000	MS Retirement - PD	200.00	13.94	54.20	27.10	145.80	0.00	0.00
01 2214 320 000 0000 0 000	OTHER PROF/TECH SERVICES	0.00	0.00	7,000.00	0.00	(7,000.00)	0.00	0.00
01 2214 320 002 0000 1 000	PROFESSIONAL SERVIES	5,000.00	0.00	1,500.00	30.00	3,500.00	0.00	0.00
01 2214 320 001 0000 2 000	PROF INSERVICES	1,000.00	0.00	0.00	0.00	1,000.00	0.00	0.00
01 2214 320 004 0000 3 000	MS Contracted Services for PD	1,500.00	0.00	0.00	0.00	1,500.00	0.00	0.00
01 2214 330 000 0000 0 000	Professional Development	0.00	0.00	485.00	0.00	(485.00)	0.00	0.00
01 2214 330 002 0000 1 000	TRANSPORTATION SERVICES	2,000.00	0.00	460.50	23.03	1,539.50	0.00	0.00
01 2214 330 001 0000 2 000	HS Employee Training &	2,000.00	1,228.00	2,735.50	136.78	(735.50)	0.00	0.00

BOARD EXPENDITURE REPORT BY FUNCTION

August 2019

Account Number	Account Description	Revised Budget	Expended During Month	Expenditures to Date	% of Budget	Balance at EOM	A/ P Outstanding	P/ O Outstanding
	Development							
01 2214 330 001 1116 2 000	Pathways Training & Development	1,000.00	0.00	0.00	0.00	1,000.00	0.00	0.00
01 2214 330 004 0000 3 000	MS Training & Development	2,000.00	0.00	149.00	7.45	1,851.00	0.00	0.00
01 2214 333 000 0000 0 000	Mileage	0.00	0.00	47.96	0.00	(47.96)	0.00	0.00
01 2214 333 001 0000 2 000	Mileage	0.00	0.00	287.33	0.00	(287.33)	0.00	0.00
01 2214 580 000 0000 0 000	INSERVICE EXPENSES	0.00	0.00	1,870.05	0.00	(1,870.05)	0.00	0.00
01 2214 580 002 0000 1 000	TRAVEL	1,000.00	0.00	131.00	13.10	869.00	0.00	0.00
01 2214 580 001 0000 2 000	TRAVEL	1,000.00	0.00	1,115.10	111.51	(115.10)	0.00	0.00
01 2214 580 001 1116 2 000	Pathways Travel Expense	500.00	0.00	0.00	0.00	500.00	0.00	0.00
01 2214 580 004 0000 3 000	MS Staff Dev Travel	1,000.00	0.00	0.00	0.00	1,000.00	0.00	0.00
01 2214 610 000 0000 0 000	INSERVICE SUPPLIES	2,000.00	580.67	1,176.27	58.81	823.73	0.00	0.00
2214 Professional Development		29,800.00	3,986.62	24,656.95	82.74	5,143.05	0.00	0.00
2220 Library/Media Services								
01 2220 111 002 0000 1 000	Elem Library/Media Teacher Salaries	68,000.00	5,510.00	67,040.00	98.59	960.00	0.00	0.00
01 2220 111 001 0000 2 000	HS Library/Media Teacher Salaries	36,000.00	2,958.00	36,163.00	100.45	(163.00)	0.00	0.00
01 2220 111 004 0000 3 000	Library/Media Teacher Salaries-MS	24,000.00	1,972.00	24,032.00	100.13	(32.00)	0.00	0.00
01 2220 112 002 0000 1 000	Elem Library Para	5,000.00	0.00	0.00	0.00	5,000.00	0.00	0.00
01 2220 112 001 0000 2 000	HS Library Para	5,000.00	0.00	0.00	0.00	5,000.00	0.00	0.00
01 2220 122 002 0000 1 000	Elem Para Library Sub	500.00	0.00	0.00	0.00	500.00	0.00	0.00
01 2220 122 001 0000 2 000	HS Para Library Sub	500.00	0.00	0.00	0.00	500.00	0.00	0.00
01 2220 123 002 0000 1 000	Salaries-Substitute Teacher Elem Library	1,500.00	0.00	172.50	11.50	1,327.50	0.00	0.00
01 2220 123 001 0000 2 000	Salaries-Substitute TeachersHS Library	1,500.00	0.00	115.00	7.67	1,385.00	0.00	0.00
01 2220 123 004 0000 3 000	Salaries-Substitute Teacher MS Library	1,500.00	0.00	0.00	0.00	1,500.00	0.00	0.00
01 2220 211 002 0000 1 000	Elem Group Insurance - Library	14,000.00	31.84	6,013.29	42.95	7,986.71	0.00	0.00
01 2220 211 001 0000 2 000	HS Group Insurance - Library	12,000.00	738.81	9,923.05	82.69	2,076.95	0.00	0.00
01 2220 211 004 0000 3 000	MS Group Insurance Library	8,000.00	492.53	6,615.29	82.69	1,384.71	0.00	0.00
01 2220 221 002 0000 1 000	Elem Social Security - Library	5,500.00	421.52	5,128.62	93.25	371.38	0.00	0.00
01 2220 221 001 0000 2 000	HS Social Security - Library	3,000.00	223.87	2,737.68	91.26	262.32	0.00	0.00
01 2220 221 004 0000 3 000	MS Social Security - Librarian	2,000.00	149.23	1,819.24	90.96	180.76	0.00	0.00
01 2220 222 002 0000 1 000	Elem Library Para - Social Security	500.00	0.00	0.00	0.00	500.00	0.00	0.00
01 2220 222 001 0000 2 000	HS Library Para - Social Security	500.00	0.00	0.00	0.00	500.00	0.00	0.00
01 2220 223 002 0000 1 000	Social Security-Substitute Teacher Elem	200.00	0.00	13.19	6.60	186.81	0.00	0.00
01 2220 223 001 0000 2 000	Social Security - Substitute Teachers HS	200.00	0.00	8.80	4.40	191.20	0.00	0.00
01 2220 223 004 0000 3 000	MS Library Subs	200.00	0.00	0.00	0.00	200.00	0.00	0.00
01 2220 231 002 0000 1 000	El Retirement - Library	7,000.00	544.27	6,531.23	93.30	468.77	0.00	0.00
01 2220 231 001 0000 2 000	HS Retirement - Library	3,500.00	292.18	3,506.23	100.18	(6.23)	0.00	0.00
01 2220 231 004 0000 3 000	MS Retirement - Library	2,500.00	194.79	2,337.48	93.50	162.52	0.00	0.00
01 2220 232 002 0000 0 100	Elem Library Para - Retirement	500.00	0.00	0.00	0.00	500.00	0.00	0.00
01 2220 232 001 0000 2 000	HS Library Para - Retirement	500.00	0.00	0.00	0.00	500.00	0.00	0.00
01 2220 281 002 0000 1 000	Elem. HSA Contribution	500.00	90.26	722.08	144.42	(222.08)	0.00	0.00
01 2220 281 001 0000 2 000	HS Health Benefits - Library	2,000.00	152.70	1,832.40	91.62	167.60	0.00	0.00
01 2220 281 004 0000 3 000	MS Health Benefits - Library	2,000.00	101.80	1,221.60	61.08	778.40	0.00	0.00
01 2220 330 002 0000 1 000	Elem Library Training/Development	100.00	0.00	0.00	0.00	100.00	0.00	0.00
01 2220 330 001 0000 2 000	HS Library Training/Development	100.00	0.00	0.00	0.00	100.00	0.00	0.00
01 2220 330 004 0000 3 000	MS Library Training/Development	100.00	0.00	0.00	0.00	100.00	0.00	0.00
01 2220 580 002 0000 1 000	TRAVEL EXPENSE AND MILEAGE	200.00	0.00	0.00	0.00	200.00	0.00	0.00
01 2220 580 001 0000 2 000	TRAVEL EXPENSE AND MILEAGE	200.00	0.00	119.00	59.50	81.00	0.00	0.00

09/07/2019 01:10 PM

August 2019

User ID: GLS

Account Number	Account Description	Revised Budget	Expended During Month	Expenditures to Date	% of Budget	Balance at EOM	A/ P Outstanding	P/ O Outstanding
01 2220 580 004 0000 3 000	MS Library Travel	100.00	0.00	119.00	119.00	(19.00)	0.00	0.00
01 2220 610 002 0000 1 000	ELEM SUPPLIES	1,000.00	50.21	1,810.97	181.10	(810.97)	0.00	0.00
01 2220 610 002 0000 1 100	FURNITURE & EQUIPMENT	4,000.00	0.00	3,382.25	84.56	617.75	0.00	0.00
01 2220 610 001 0000 2 000	LIBRARY SUPPLIES	750.00	18.02	519.56	69.27	230.44	0.00	0.00
01 2220 610 001 0000 2 100	FURNITURE & EQUIPMENT	500.00	0.00	0.00	0.00	500.00	0.00	0.00
01 2220 610 004 0000 3 000	MS Library Supplies	500.00	0.00	136.29	27.26	363.71	0.00	0.00
01 2220 610 004 0000 3 100	MS Lib Furn&Equip	500.00	0.00	0.00	0.00	500.00	0.00	0.00
01 2220 640 002 0000 1 000	LIBRARY BOOKS	4,000.00	287.46	3,624.80	90.62	375.20	0.00	0.00
01 2220 640 001 0000 2 000	HS Library Books & Periodicals	4,000.00	855.67	4,206.17	105.15	(206.17)	0.00	0.00
01 2220 640 004 0000 3 000	MS Library Books & Periodicals	2,000.00	405.75	1,835.87	91.79	164.13	0.00	0.00
01 2220 641 002 0000 1 000	E-BOOKS	100.00	0.00	100.00	100.00	0.00	0.00	0.00
01 2220 641 001 0000 2 000	E-BOOKS	300.00	0.00	300.00	100.00	0.00	0.00	0.00
01 2220 641 004 0000 3 000	MS Lib E-books	100.00	0.00	100.00	100.00	0.00	0.00	0.00
01 2220 643 002 0000 1 000	Elem Library Web-based Software	600.00	0.00	840.00	140.00	(240.00)	0.00	0.00
01 2220 643 001 0000 2 000	HS Library Web-based Software	600.00	0.00	590.00	98.33	10.00	0.00	0.00
01 2220 643 004 0000 3 000	MS Library Web-based Software	600.00	0.00	590.00	98.33	10.00	0.00	0.00
01 2220 650 002 0000 1 000	LIBRARY COMPUTER EQUIPMENT	500.00	0.00	0.00	0.00	500.00	0.00	0.00
01 2220 650 001 0000 2 000	HS Comp Equipment	500.00	0.00	0.00	0.00	500.00	0.00	0.00
01 2220 650 004 0000 3 000	MS Lib Comp Equip	500.00	0.00	0.00	0.00	500.00	0.00	0.00
2220	Library/Media Services	229,950.00	15,490.91	194,206.59	84.46	35,743.41	0.00	0.00
2224	Distance Education							
01 2224 382 001 0000 2 000	Telecommunications	6,500.00	0.00	6,237.65	95.96	262.35	0.00	0.00
2224	Distance Education	6,500.00	0.00	6,237.65	95.96	262.35	0.00	0.00
2230	Instruction-Related Technology							
01 2230 432 000 0000 0 000	Tech Maintenance	0.00	0.00	12.50	0.00	(12.50)	0.00	0.00
2230	Instruction-Related Technology	0.00	0.00	12.50	0.00	(12.50)	0.00	0.00
2240	Academic Student Assessment							
01 2240 610 002 0000 1 000	Assessment Supplies	1,000.00	0.00	0.00	0.00	1,000.00	0.00	0.00
01 2240 610 001 0000 2 000	Assessment Supplies	4,500.00	0.00	17.10	0.38	4,482.90	0.00	0.00
01 2240 610 004 0000 3 000	Assessment Supplies	1,000.00	0.00	0.00	0.00	1,000.00	0.00	0.00
01 2240 643 000 0000 0 000	Web-based Assessments	0.00	0.00	3,267.50	0.00	(3,267.50)	0.00	0.00
01 2240 643 002 0000 1 000	Web-based Software	2,500.00	0.00	0.00	0.00	2,500.00	0.00	0.00
01 2240 643 001 0000 2 000	Web-based Software	3,500.00	0.00	0.00	0.00	3,500.00	0.00	0.00
01 2240 643 004 0000 3 000	Web-based Software	2,500.00	0.00	0.00	0.00	2,500.00	0.00	0.00
2240	Academic Student Assessment	15,000.00	0.00	3,284.60	21.90	11,715.40	0.00	0.00
2310	Board of Education							
01 2310 330 000 0000 0 000	Training & Development	4,000.00	0.00	2,424.00	60.60	1,576.00	0.00	0.00
01 2310 340 000 0000 0 000	Professional Services	2,000.00	0.00	30,435.47	1,521.77	(28,435.47)	0.00	0.00
01 2310 521 000 0000 0 000	Fidelity Bond Premium	500.00	0.00	0.00	0.00	500.00	0.00	0.00
01 2310 540 000 0000 0 000	Board Advertising/Legal Notices	14,000.00	376.42	6,506.52	46.48	7,493.48	0.00	0.00
01 2310 580 000 0000 0 000	TRAVEL	3,000.00	0.00	2,155.63	71.85	844.37	0.00	0.00
01 2310 610 000 0000 0 000	SUPPLIES	7,500.00	319.50	1,506.89	20.09	5,993.11	0.00	0.00
01 2310 643 000 0000 0 000	Sparq Software	7,000.00	0.00	4,766.64	68.09	2,233.36	0.00	0.00
01 2310 810 000 0000 0 000	DUES-FEES	8,000.00	850.00	6,900.00	86.25	1,100.00	0.00	0.00
2310	Board of Education	46,000.00	1,545.92	54,695.15	118.90	(8,695.15)	0.00	0.00
2320	Executive Administration							
01 2320 105 000 0000 0 000	SUPT SAL	138,000.00	11,708.33	137,416.66	99.58	583.34	0.00	0.00
01 2320 215 000 0000 0 000	SUPT Insurance	20,000.00	1,530.00	17,565.14	87.83	2,434.86	0.00	0.00
01 2320 225 000 0000 0 000	SUPT Soc Sec	12,000.00	894.93	10,203.55	85.03	1,796.45	0.00	0.00
01 2320 235 000 0000 0 000	SUPT RET	15,000.00	1,156.53	13,573.76	90.49	1,426.24	0.00	0.00
01 2320 285 000 0000 0 000	Supt HSA	3,500.00	254.50	3,054.00	87.26	446.00	0.00	0.00
01 2320 295 000 0000 0 000	Other Benefits	800.00	50.00	600.00	75.00	200.00	0.00	0.00
01 2320 330 000 0000 0 000	Training & Development	2,000.00	0.00	455.00	22.75	1,545.00	0.00	0.00

09/07/2019 01:10 PM

August 2019

User ID: GLS

Account Number	Account Description	Revised Budget	Expended During Month	Expenditures to Date	% of Budget	Balance at EOM	A/ P Outstanding	P/ O Outstanding
01 2320 333 000 0000 0 000	Mileage	2,500.00	0.00	1,376.23	55.05	1,123.77	0.00	0.00
01 2320 350 000 0000 0 000	Advertising & Printing	0.00	0.00	2,795.00	0.00	(2,795.00)	0.00	0.00
01 2320 580 000 0000 0 000	Travel	4,000.00	0.00	1,132.50	28.31	2,867.50	0.00	0.00
01 2320 610 000 0000 0 000	Supplies	5,000.00	545.40	4,511.99	90.24	488.01	0.00	0.00
01 2320 650 000 0000 0 000	Supt - Technology Supplies	1,000.00	0.00	159.49	15.95	840.51	0.00	0.00
01 2320 810 000 0000 0 000	Dues & Fees	2,000.00	795.00	930.00	46.50	1,070.00	0.00	0.00
2320 Executive Administration		205,800.00	16,934.69	193,773.32	94.16	12,026.68	0.00	0.00
2330 Legal Services								
01 2330 317 000 0000 0 000	Legal Services	30,000.00	0.00	8,095.00	26.98	21,905.00	0.00	0.00
2330 Legal Services		30,000.00	0.00	8,095.00	26.98	21,905.00	0.00	0.00
2410 Office of the Principal								
01 2410 110 002 0000 1 000	CLERICAL SAL	34,000.00	639.05	29,754.85	87.51	4,245.15	0.00	0.00
01 2410 110 001 0000 2 000	CLERICAL SAL	38,000.00	3,932.27	36,350.67	95.66	1,649.33	0.00	0.00
01 2410 110 004 0000 3 000	MS Clerical Salary	27,000.00	775.41	21,847.72	80.92	5,152.28	0.00	0.00
01 2410 111 002 0000 1 000	PRIN SAL	90,000.00	15,365.58	90,532.25	100.59	(532.25)	0.00	0.00
01 2410 111 001 0000 2 000	PRIN SAL	100,000.00	8,240.83	96,096.00	96.10	3,904.00	0.00	0.00
01 2410 111 004 0000 3 000	MS Principal Salary	90,000.00	2,314.04	79,735.71	88.60	10,264.29	0.00	0.00
01 2410 120 002 0000 1 000	SEC SUB SALARY ELE	500.00	0.00	198.25	39.65	301.75	0.00	0.00
01 2410 120 001 0000 2 000	HS Office Sub	500.00	0.00	209.70	41.94	290.30	0.00	0.00
01 2410 120 004 0000 3 000	MS Clerical Sub Salary	6,000.00	87.75	4,161.63	69.36	1,838.37	0.00	0.00
01 2410 130 002 0000 1 000	Overtime Non-Instructional Elem.	2,000.00	0.00	182.59	9.13	1,817.41	0.00	0.00
01 2410 130 001 0000 2 000	Overtime Non-Instructional HS	8,000.00	334.80	3,999.00	49.99	4,001.00	0.00	0.00
01 2410 130 004 0000 3 000	Overtime Non-Instructional MS	1,000.00	0.00	175.94	17.59	824.06	0.00	0.00
01 2410 210 002 0000 1 000	Group Insurance	0.00	14.39	159.81	0.00	(159.81)	0.00	0.00
01 2410 210 001 0000 2 000	Group Insurance	20,000.00	1,770.96	20,167.25	100.84	(167.25)	0.00	0.00
01 2410 210 004 0000 3 000	Group Insurance	0.00	11.51	133.61	0.00	(133.61)	0.00	0.00
01 2410 211 002 0000 1 000	BCBS	18,000.00	2,745.31	20,235.31	112.42	(2,235.31)	0.00	0.00
01 2410 211 001 0000 2 000	BCBS	22,000.00	1,797.73	20,632.37	93.78	1,367.63	0.00	0.00
01 2410 211 004 0000 3 000	MS Health Ins	22,000.00	314.69	17,230.39	78.32	4,769.61	0.00	0.00
01 2410 220 002 0000 1 000	SEC SUB Social Security	3,000.00	48.89	2,305.40	76.85	694.60	0.00	0.00
01 2410 220 001 0000 2 000	SEC SUB Social Security	4,000.00	322.40	3,054.88	76.37	945.12	0.00	0.00
01 2410 220 004 0000 3 000	MS Clerical Social Security	2,500.00	66.03	2,003.18	80.13	496.82	0.00	0.00
01 2410 221 002 0000 1 000	SOC SEC	7,000.00	1,182.29	6,988.63	99.84	11.37	0.00	0.00
01 2410 221 001 0000 2 000	SOC SEC	7,500.00	596.00	6,938.17	92.51	561.83	0.00	0.00
01 2410 221 004 0000 3 000	MS Soc Sec	7,000.00	177.86	5,940.75	84.87	1,059.25	0.00	0.00
01 2410 230 002 0000 1 000	Retirement	4,000.00	63.12	2,957.14	73.93	1,042.86	0.00	0.00
01 2410 230 001 0000 2 000	Retirement	5,000.00	337.59	3,841.68	76.83	1,158.32	0.00	0.00
01 2410 230 004 0000 3 000	Retirement	3,000.00	76.59	2,175.45	72.52	824.55	0.00	0.00
01 2410 231 002 0000 1 000	RETIREMENT	8,500.00	1,517.78	8,942.57	105.21	(442.57)	0.00	0.00
01 2410 231 001 0000 2 000	RETIREMENT	10,000.00	814.01	9,492.13	94.92	507.87	0.00	0.00
01 2410 231 004 0000 3 000	MS Retirement	8,500.00	228.58	7,876.12	92.66	623.88	0.00	0.00
01 2410 281 002 0000 1 000	Other Health Benefits	3,500.00	254.50	3,054.00	87.26	446.00	0.00	0.00
01 2410 291 002 0000 1 000	Other Benefits	800.00	89.11	639.11	79.89	160.89	0.00	0.00
01 2410 291 001 0000 2 000	Other Benefits	800.00	50.00	600.00	75.00	200.00	0.00	0.00
01 2410 291 004 0000 3 000	Other Benefits	800.00	10.89	560.89	70.11	239.11	0.00	0.00
01 2410 320 004 0000 3 000	Professional Educational Services	0.00	0.00	470.00	0.00	(470.00)	0.00	0.00
01 2410 330 002 0000 1 000	TRANSPORTATION SERVICES	1,000.00	0.00	310.00	31.00	690.00	0.00	0.00
01 2410 330 001 0000 2 000	HS Principal Training/Development	1,000.00	0.00	185.00	18.50	815.00	0.00	0.00
01 2410 330 004 0000 3 000	MS Principal Training & Development	1,000.00	0.00	0.00	0.00	1,000.00	0.00	0.00
01 2410 333 002 0000 1 000	Elem Principal Mileage	0.00	0.00	0.00	0.00	0.00	0.00	0.00
01 2410 333 001 0000 2 000	HS Principal Mileage	0.00	0.00	0.00	0.00	0.00	0.00	0.00
01 2410 333 004 0000 3 000	Mileage	0.00	0.00	308.47	0.00	(308.47)	0.00	0.00

BOARD EXPENDITURE REPORT BY FUNCTION

August 2019

Account Number	Account Description	Revised Budget	Expended During Month	Expenditures to Date	% of Budget	Balance at EOM	A/ P Outstanding	P/ O Outstanding
01 2410 580 002 0000 1 000	TRAVEL	750.00	0.00	546.63	72.88	203.37	0.00	0.00
01 2410 580 001 0000 2 000	Travel Expense	750.00	0.00	685.53	91.40	64.47	0.00	0.00
01 2410 580 004 0000 3 000	MS Travel	750.00	0.00	0.00	0.00	750.00	0.00	0.00
01 2410 610 002 0000 1 000	SUPPLIES	2,000.00	349.75	1,882.46	94.12	117.54	0.00	0.00
01 2410 610 001 0000 2 000	SUPPLIES	2,500.00	1,233.88	5,225.85	209.03	(2,725.85)	0.00	0.00
01 2410 610 004 0000 3 000	MS Supplies	2,000.00	32.18	3,218.22	160.91	(1,218.22)	0.00	0.00
01 2410 650 000 0000 0 000	PowerSchool	2,000.00	0.00	0.00	0.00	2,000.00	0.00	0.00
01 2410 810 002 0000 1 000	DUES-FEES	750.00	0.00	570.00	76.00	180.00	0.00	0.00
01 2410 810 001 0000 2 000	DUES-FEES	750.00	585.00	605.00	80.67	145.00	0.00	0.00
01 2410 810 004 0000 3 000	MS Fees	750.00	335.00	415.99	55.47	334.01	0.00	0.00
2410 Office of the Principal		570,900.00	46,715.77	523,596.30	91.71	47,303.70	0.00	0.00
2490 Other Administration Salaries								
01 2490 111 000 0000 0 000	Activities Director Salary	50,000.00	4,402.50	52,830.00	105.66	(2,830.00)	0.00	0.00
01 2490 151 000 0000 0 000	Additional Comp Activities Director	10,000.00	833.37	10,000.00	100.00	0.00	0.00	0.00
01 2490 159 000 0000 0 000	Activities Director - Extended Contract	6,000.00	0.00	0.00	0.00	6,000.00	0.00	0.00
01 2490 211 000 0000 0 000	Group Insurance - AD	8,000.00	639.40	7,339.28	91.74	660.72	0.00	0.00
01 2490 221 000 0000 0 000	Social Security - AD	5,000.00	400.54	4,820.46	96.41	179.54	0.00	0.00
01 2490 231 000 0000 0 000	Retirement - AD	7,000.00	517.19	6,206.28	88.66	793.72	0.00	0.00
01 2490 330 000 0000 0 000	A.D.Training & Development	500.00	0.00	0.00	0.00	500.00	0.00	0.00
01 2490 580 000 0000 0 000	AD Travel Expense	500.00	0.00	0.00	0.00	500.00	0.00	0.00
01 2490 610 000 0000 0 000	AD Supplies	500.00	0.00	0.00	0.00	500.00	0.00	0.00
01 2490 810 000 0000 0 000	AD Membership Dues	500.00	0.00	0.00	0.00	500.00	0.00	0.00
2490 Other Administration Salaries		88,000.00	6,793.00	81,196.02	92.27	6,803.98	0.00	0.00
2510 Fiscal Services								
01 2510 110 000 0000 0 000	SEC SAL	96,000.00	8,820.93	96,217.89	100.23	(217.89)	0.00	0.00
01 2510 130 000 0000 0 000	Overtime Non-Instructional	20,000.00	74.57	14,720.37	73.60	5,279.63	0.00	0.00
01 2510 210 000 0000 0 000	Group Insurance Bookkeeper	18,000.00	1,522.75	17,405.84	96.70	594.16	0.00	0.00
01 2510 220 000 0000 0 000	Social Security	12,000.00	680.51	8,486.81	70.72	3,513.19	0.00	0.00
01 2510 230 000 0000 0 000	Retirement	12,000.00	878.69	10,958.18	91.32	1,041.82	0.00	0.00
01 2510 280 000 0000 0 000	Other Health Benefits	4,000.00	254.50	3,054.00	76.35	946.00	0.00	0.00
01 2510 315 000 0000 0 000	AUDIT	9,000.00	0.00	9,750.00	108.33	(750.00)	0.00	0.00
01 2510 330 000 0000 0 000	Training & Development	750.00	75.00	135.00	18.00	615.00	0.00	0.00
01 2510 430 000 0000 0 000	Repairs	0.00	0.00	180.00	0.00	(180.00)	0.00	0.00
01 2510 520 000 0000 0 000	Property Insurance	60,000.00	4,455.87	57,992.73	96.65	2,007.27	0.00	0.00
01 2510 530 000 0000 0 000	Telecommunications District	18,000.00	1,510.29	18,665.74	103.70	(665.74)	0.00	0.00
01 2510 530 002 0000 1 000	Elem Telecommunications Albion	4,000.00	260.46	3,842.12	96.05	157.88	0.00	0.00
01 2510 530 001 0000 2 000	HS Telecommunications Albion	4,000.00	260.46	4,217.04	105.43	(217.04)	0.00	0.00
01 2510 530 001 1116 2 000	Pathways Telecommunications	1,000.00	74.42	621.12	62.11	378.88	0.00	0.00
01 2510 530 004 0000 3 000	Telecommunications Petersburg	4,000.00	237.85	3,178.10	79.45	821.90	0.00	0.00
01 2510 531 000 0000 0 000	Postage	0.00	0.00	119.00	0.00	(119.00)	0.00	0.00
01 2510 531 002 0000 1 000	Elem Postage	5,000.00	0.00	3,023.92	60.48	1,976.08	0.00	0.00
01 2510 531 001 0000 2 000	HS Postage	5,000.00	0.00	3,023.93	60.48	1,976.07	0.00	0.00
01 2510 531 004 0000 3 000	Postage MS	2,000.00	0.00	1,105.70	55.29	894.30	0.00	0.00
01 2510 540 000 0000 0 000	Advertising	0.00	799.20	1,111.00	0.00	(1,111.00)	0.00	0.00
01 2510 580 000 0000 0 000	Bookkeeper Travel Expense	800.00	0.00	534.00	66.75	266.00	0.00	0.00
01 2510 610 000 0000 0 000	Supplies	5,000.00	338.83	2,256.20	45.12	2,743.80	0.00	0.00
01 2510 650 000 0000 0 000	Business Office Technology	13,000.00	340.99	7,913.94	60.88	5,086.06	0.00	0.00
01 2510 810 000 0000 0 000	Dues & Fees	0.00	0.00	30.00	0.00	(30.00)	0.00	0.00
2510 Fiscal Services		293,550.00	20,585.32	268,542.63	91.48	25,007.37	0.00	0.00
2515 Building & Sites								
01 2515 450 000 0000 0 000	Construction Services	0.00	0.00	6,300.00	0.00	(6,300.00)	0.00	0.00
01 2515 490 000 0000 0 000	Other	0.00	0.00	725.00	0.00	(725.00)	0.00	0.00

BOARD EXPENDITURE REPORT BY FUNCTION

August 2019

Account Number	Account Description	Revised Budget	Expended During Month	Expenditures to Date	% of Budget	Balance at EOM	A/ P Outstanding	P/ O Outstanding
2515	Building & Sites	0.00	0.00	7,025.00	0.00	(7,025.00)	0.00	0.00
2560	Public Information Services							
01 2560 643 000 0000 0 000	Website/Messenger System	4,000.00	0.00	7,153.70	178.84	(3,153.70)	0.00	0.00
2560	Public Information Services	4,000.00	0.00	7,153.70	178.84	(3,153.70)	0.00	0.00
2570	Personnel Services							
01 2570 340 000 0000 0 000	Background Checks	1,500.00	0.00	664.50	44.30	835.50	0.00	0.00
01 2570 540 000 0000 0 000	Advertising for Personnel	1,000.00	78.40	152.40	15.24	847.60	0.00	0.00
2570	Personnel Services	2,500.00	78.40	816.90	32.68	1,683.10	0.00	0.00
2580	Administrative Tech Services							
01 2580 114 000 0000 0 000	Salaries - Technical Staff	53,000.00	4,843.07	47,594.58	89.80	5,405.42	0.00	0.00
01 2580 134 000 0000 0 000	Overtime Technical Staff	3,500.00	0.00	452.38	12.93	3,047.62	0.00	0.00
01 2580 151 004 0000 3 000	LAN Manager MS	4,000.00	130.50	1,566.00	39.15	2,434.00	0.00	0.00
01 2580 214 000 0000 0 000	Group Insurance Technical Staff	7,500.00	1,308.33	7,684.08	102.45	(184.08)	0.00	0.00
01 2580 221 004 0000 3 000	MS Social Security - Teachers LAN	400.00	9.98	119.70	29.93	280.30	0.00	0.00
01 2580 224 000 0000 0 000	Social Security Technical Staff	4,500.00	370.47	3,675.54	81.68	824.46	0.00	0.00
01 2580 231 004 0000 3 000	MS Retirement - Tech	400.00	12.89	154.75	38.69	245.25	0.00	0.00
01 2580 234 000 0000 0 000	Retirement - Tech	6,000.00	478.40	4,476.22	74.60	1,523.78	0.00	0.00
01 2580 330 000 0000 0 000	Employee Training & Development	0.00	0.00	169.00	0.00	(169.00)	0.00	0.00
01 2580 432 000 0000 0 000	Tech Mainenance	7,500.00	0.00	37.50	0.50	7,462.50	0.00	0.00
01 2580 643 000 0000 0 000	Web-based Software	0.00	0.00	12,985.75	0.00	(12,985.75)	0.00	0.00
01 2580 650 000 0000 0 000	Tech Supplies	2,500.00	20,115.00	29,753.08	1,190.12	(27,253.08)	0.00	0.00
01 2580 734 000 0000 0 000	Technology Equipment	10,000.00	8,910.00	8,910.00	89.10	1,090.00	0.00	0.00
2580	Administrative Tech Services	99,300.00	36,178.64	117,578.58	118.41	(18,278.58)	0.00	0.00
2610	Operation of Buildings							
01 2610 110 002 0000 1 000	SALARY CUSTODIAN	125,000.00	10,033.99	111,164.18	88.93	13,835.82	0.00	0.00
01 2610 110 001 0000 2 000	SALARY CUSTODIAN	125,000.00	10,034.04	114,590.59	91.67	10,409.41	0.00	0.00
01 2610 110 004 0000 3 000	MS Custodian Salary	100,000.00	15,126.17	96,659.57	96.66	3,340.43	0.00	0.00
01 2610 120 004 0000 3 000	Salaries - MS Sub Custodian	0.00	0.00	2,365.50	0.00	(2,365.50)	0.00	0.00
01 2610 130 002 0000 1 000	Overtime Custodial	23,000.00	12.07	17,572.02	76.40	5,427.98	0.00	0.00
01 2610 130 001 0000 2 000	Overtime Custodial	23,000.00	12.07	17,572.25	76.40	5,427.75	0.00	0.00
01 2610 130 004 0000 3 000	Overtime Custodial MS	5,000.00	151.78	1,378.09	27.56	3,621.91	0.00	0.00
01 2610 210 002 0000 1 000	Elem Group Insurance - Custodian	39,000.00	3,292.88	37,689.21	96.64	1,310.79	0.00	0.00
01 2610 210 001 0000 2 000	HS Group Insurance - Custodian	39,000.00	3,292.99	38,496.66	98.71	503.34	0.00	0.00
01 2610 210 004 0000 3 000	MS Group Insurance - Custodian	24,000.00	2,950.83	21,255.06	88.56	2,744.94	0.00	0.00
01 2610 220 002 0000 1 000	Elem Social Security - Custodian	14,000.00	752.17	9,651.54	68.94	4,348.46	0.00	0.00
01 2610 220 001 0000 2 000	HS Social Security - Custodian	14,000.00	751.98	9,913.34	70.81	4,086.66	0.00	0.00
01 2610 220 004 0000 3 000	Social Security	9,000.00	1,163.89	7,642.31	84.91	1,357.69	0.00	0.00
01 2610 230 002 0000 1 000	Elem Retirement Custodian	15,000.00	992.32	12,716.26	84.78	2,283.74	0.00	0.00
01 2610 230 001 0000 2 000	HS Retirement Custodian	15,000.00	992.34	13,054.81	87.03	1,945.19	0.00	0.00
01 2610 230 004 0000 3 000	MS Retirement - Custodian	10,000.00	1,509.14	9,643.11	96.43	356.89	0.00	0.00
01 2610 280 002 0000 1 000	Elem Custodian - HSA Contribution	500.00	0.00	2.67	0.53	497.33	0.00	0.00
01 2610 280 001 0000 2 000	HS Custodian - HSA Contribution	500.00	0.00	2.67	0.53	497.33	0.00	0.00
01 2610 280 004 0000 3 000	Other Health Benefits	500.00	279.79	615.29	123.06	(115.29)	0.00	0.00
01 2610 330 000 0000 0 000	Custodial Training & Development	500.00	0.00	0.00	0.00	500.00	0.00	0.00
01 2610 410 000 0000 0 000	WATER/GARBAGE	500.00	81.30	487.80	97.56	12.20	0.00	0.00
01 2610 410 002 0000 1 000	WATER/GARBAGE	11,000.00	1,398.90	9,190.49	83.55	1,809.51	0.00	0.00
01 2610 410 001 0000 2 000	WATER/GARBAGE	11,000.00	1,398.90	10,166.62	92.42	833.38	0.00	0.00
01 2610 410 001 1116 2 000	WATER AND SEWER	1,500.00	132.46	795.47	53.03	704.53	0.00	0.00
01 2610 410 004 0000 3 000	MS Water&Garbage	3,500.00	670.07	2,779.08	79.40	720.92	0.00	0.00
01 2610 430 000 0000 0 000	Repairs Albion	0.00	0.00	270.00	0.00	(270.00)	0.00	0.00

BOARD EXPENDITURE REPORT BY FUNCTION

August 2019

Account Number	Account Description	Revised Budget	Expended During Month	Expenditures to Date	% of Budget	Balance at EOM	A/ P Outstanding	P/ O Outstanding
01 2610 430 001 1116 0 000	Pathways Repairs	0.00	0.00	1,177.94	0.00	(1,177.94)	0.00	0.00
01 2610 430 002 0000 1 000	Contracted Repair Services Elem	15,000.00	0.00	6,622.73	44.15	8,377.27	0.00	0.00
01 2610 430 001 0000 2 000	Contracted Repair Services HS	15,000.00	343.00	11,980.34	79.87	3,019.66	0.00	0.00
01 2610 430 001 1116 2 000	PATHWAYS MAINT AGREEMENTS	10,000.00	0.00	994.87	9.95	9,005.13	0.00	0.00
01 2610 430 004 0000 3 000	MS Cust Contracted Services	15,000.00	237.50	3,761.47	25.08	11,238.53	0.00	0.00
01 2610 431 002 0000 1 000	Elem. Service Agreements	9,000.00	271.00	10,014.34	111.27	(1,014.34)	0.00	0.00
01 2610 431 001 0000 2 000	HS Service Agreements	9,000.00	326.00	10,069.35	111.88	(1,069.35)	0.00	0.00
01 2610 431 001 1116 2 000	Pathways Maint. Agreements	1,000.00	36.00	420.67	42.07	579.33	0.00	0.00
01 2610 431 004 0000 3 000	Service Agreements	5,000.00	140.00	3,271.84	65.44	1,728.16	0.00	0.00
01 2610 442 002 0000 1 000	Equipment Rental	4,000.00	0.00	5,514.75	137.87	(1,514.75)	0.00	0.00
01 2610 442 001 0000 2 000	Equipment Rental	4,000.00	0.00	6,227.25	155.68	(2,227.25)	0.00	0.00
01 2610 442 004 0000 3 000	Equipment Rental	2,000.00	0.00	2,000.00	100.00	0.00	0.00	0.00
01 2610 450 002 0000 1 000	Construction Services Elem	3,000.00	0.00	904.60	30.15	2,095.40	0.00	0.00
01 2610 450 001 0000 2 000	Construction Services Pd Contractor HS	7,500.00	0.00	229.60	3.06	7,270.40	0.00	0.00
01 2610 450 001 1116 2 000	Construction Services	10,000.00	0.00	3,004.65	30.05	6,995.35	0.00	0.00
01 2610 450 004 0000 3 000	Construction Services MS	10,000.00	0.00	0.00	0.00	10,000.00	0.00	0.00
01 2610 610 000 0000 0 000	Building Supplies District	75,000.00	1,225.17	5,202.80	6.94	69,797.20	0.00	0.00
01 2610 610 002 0000 1 000	Supplies	2,500.00	1,182.61	20,747.35	829.89	(18,247.35)	0.00	0.00
01 2610 610 001 0000 2 000	HS Supplies	10,000.00	1,796.60	23,777.30	237.77	(13,777.30)	0.00	0.00
01 2610 610 001 1116 2 000	Pathways Supplies	7,500.00	0.00	3,014.00	40.19	4,486.00	0.00	0.00
01 2610 610 004 0000 3 000	MS Cust Supplies	2,500.00	435.31	6,167.79	246.71	(3,667.79)	0.00	0.00
01 2610 621 000 0000 0 000	Fuel	1,200.00	38.38	534.21	44.52	665.79	0.00	0.00
01 2610 621 002 0000 1 000	FUEL	20,000.00	185.70	14,092.65	70.46	5,907.35	0.00	0.00
01 2610 621 001 0000 2 000	FUEL	20,000.00	219.67	19,060.77	95.30	939.23	0.00	0.00
01 2610 621 001 1116 2 000	Pathways Fuel	4,000.00	31.91	2,497.40	62.44	1,502.60	0.00	0.00
01 2610 621 004 0000 3 000	MS Natural Gas	20,000.00	190.10	15,375.59	76.88	4,624.41	0.00	0.00
01 2610 622 000 0000 0 000	ELECTRICITY	1,200.00	47.36	661.72	55.14	538.28	0.00	0.00
01 2610 622 002 0000 1 000	Electricity	45,000.00	2,678.10	36,576.80	81.28	8,423.20	0.00	0.00
01 2610 622 001 0000 2 000	Electricity	65,000.00	7,421.09	75,448.01	116.07	(10,448.01)	0.00	0.00
01 2610 622 001 1116 2 000	Pathways Electricity	2,000.00	134.55	1,064.85	53.24	935.15	0.00	0.00
01 2610 622 004 0000 3 000	MS Electricity	16,000.00	499.84	11,748.48	73.43	4,251.52	0.00	0.00
01 2610 626 002 0000 1 000	Elem Gas	2,000.00	22.15	1,091.65	54.58	908.35	0.00	0.00
01 2610 626 001 0000 2 000	HS Gas	2,000.00	22.15	1,091.64	54.58	908.36	0.00	0.00
01 2610 626 004 0000 3 000	Gas & Oil Petersburg	1,000.00	0.00	454.65	45.47	545.35	0.00	0.00
01 2610 730 000 0000 0 000	Maintenance Equipment	20,000.00	20,000.00	20,000.00	100.00	0.00	0.00	0.00
2610	Operation of Buildings	1,045,900.00	92,514.27	870,476.65	83.23	175,423.35	0.00	0.00
2640	REPAIRS							
01 2640 430 002 0000 1 000	Insurance Claim - Contracted Services	0.00	0.00	4,171.10	0.00	(4,171.10)	0.00	0.00
01 2640 430 001 0000 2 000	Insurance Claim - Contracted Services	0.00	0.00	4,171.08	0.00	(4,171.08)	0.00	0.00
01 2640 610 002 0000 1 000	Insurance Claims - Supplies	0.00	0.00	1,645.90	0.00	(1,645.90)	0.00	0.00
01 2640 610 002 0000 1 100	Supplies	0.00	0.00	2,037.98	0.00	(2,037.98)	0.00	0.00
01 2640 610 001 0000 2 000	Insurance Claim - Supplies	0.00	0.00	1,645.91	0.00	(1,645.91)	0.00	0.00
01 2640 610 001 0000 2 100	Supplies	0.00	0.00	2,037.97	0.00	(2,037.97)	0.00	0.00
2640	REPAIRS	0.00	0.00	15,709.94	0.00	(15,709.94)	0.00	0.00
2660	Security							
01 2660 340 000 0000 0 000	Other Professional Services	5,000.00	0.00	890.00	17.80	4,110.00	0.00	0.00
01 2660 340 002 0000 1 000	Services/Repairs Security Elem	0.00	0.00	0.00	0.00	0.00	0.00	0.00
01 2660 340 001 0000 2 000	Services/Repairs Security HS	0.00	0.00	300.00	0.00	(300.00)	0.00	0.00
01 2660 340 004 0000 3 000	Services/Repairs Security MS	0.00	0.00	435.00	0.00	(435.00)	0.00	0.00
01 2660 610 000 0000 0 000	Safety Supplies	3,000.00	0.00	2,340.19	78.01	659.81	0.00	0.00
01 2660 610 000 0000 0 100	SAFETY EQUIPMENT	5,000.00	0.00	0.00	0.00	5,000.00	0.00	0.00
01 2660 643 000 0000 0 000	Web-based Software	3,000.00	2,375.00	2,375.00	79.17	625.00	0.00	0.00

BOARD EXPENDITURE REPORT BY FUNCTION

August 2019

Account Number	Account Description	Revised Budget	Expended During Month	Expenditures to Date	% of Budget	Balance at EOM	A/ P Outstanding	P/ O Outstanding
2660	Security	16,000.00	2,375.00	6,340.19	39.63	9,659.81	0.00	0.00
2670	Safety							
01 2670 151 000 0000 0 000	Safety Coordinator Salaries	1,200.00	81.20	974.40	81.20	225.60	0.00	0.00
01 2670 221 000 0000 0 000	Social Security - Teachers Safety	250.00	6.22	74.58	29.83	175.42	0.00	0.00
01 2670 231 000 0000 0 000	Retirement - Teacher Safety	250.00	8.01	96.18	38.47	153.82	0.00	0.00
01 2670 330 000 0000 0 000	Safety Training & Development	1,000.00	0.00	170.00	17.00	830.00	0.00	0.00
01 2670 340 000 0000 0 000	Other Professional Services	0.00	0.00	425.00	0.00	(425.00)	0.00	0.00
01 2670 430 002 0000 1 000	Repairs	0.00	40.50	81.00	0.00	(81.00)	0.00	0.00
01 2670 430 001 0000 2 000	Repairs	0.00	40.50	243.00	0.00	(243.00)	0.00	0.00
01 2670 431 002 0000 1 000	Elem Safety Service Agreements	2,500.00	0.00	287.50	11.50	2,212.50	0.00	0.00
01 2670 431 001 0000 2 000	HS Safety Service Agreements	2,500.00	0.00	287.50	11.50	2,212.50	0.00	0.00
01 2670 431 004 0000 3 000	MS Safety Service Agreements	2,500.00	224.00	701.85	28.07	1,798.15	0.00	0.00
01 2670 580 000 0000 0 000	Safety Travel Expense	500.00	0.00	0.00	0.00	500.00	0.00	0.00
01 2670 610 000 0000 0 000	Supplies	2,500.00	0.00	460.49	18.42	2,039.51	0.00	0.00
2670	Safety	13,200.00	400.43	3,801.50	28.80	9,398.50	0.00	0.00
2710	Regular Pupil Transportation							
01 2710 110 000 0000 0 000	BUS DRIVER SALARY	52,000.00	0.00	45,771.17	88.02	6,228.83	0.00	0.00
01 2710 110 000 0000 0 600	Salaries - Scheduling Trans	30,000.00	51.81	6,476.25	21.59	23,523.75	0.00	0.00
01 2710 110 002 0000 1 000	Salaries - Elem Activity Drivers	5,000.00	214.42	2,629.22	52.58	2,370.78	0.00	0.00
01 2710 110 001 0000 2 000	Salaries - HS Activity Driver	15,000.00	0.00	8,474.63	56.50	6,525.37	0.00	0.00
01 2710 110 004 0000 3 000	Salaries - MS Activities	5,000.00	0.00	4,580.30	91.61	419.70	0.00	0.00
01 2710 110 004 0000 3 500	Salaries -MS Route Driver	30,000.00	0.00	24,203.11	80.68	5,796.89	0.00	0.00
01 2710 120 000 0000 0 000	Salaries - Bus Driver Substitutes	500.00	0.00	6,461.13	1,292.23	(5,961.13)	0.00	0.00
01 2710 120 002 0000 1 000	Salaries - Sub Activity Drivers Elem	500.00	0.00	0.00	0.00	500.00	0.00	0.00
01 2710 120 001 0000 2 000	Salaries - Sub Activity Drivers HS	500.00	0.00	0.00	0.00	500.00	0.00	0.00
01 2710 120 004 0000 3 000	Salaries - Sub Activity MS	500.00	0.00	0.00	0.00	500.00	0.00	0.00
01 2710 120 004 0000 3 500	Salaries - MS Route Driver Sub	500.00	0.00	3,889.32	777.86	(3,389.32)	0.00	0.00
01 2710 130 001 0000 2 000	Overtime Activity Transportation	1,500.00	0.00	7,748.11	516.54	(6,248.11)	0.00	0.00
01 2710 151 000 0000 0 000	Transportation Coordinator	1,500.00	87.00	1,550.00	103.33	(50.00)	0.00	0.00
01 2710 210 000 0000 0 000	Group Insurance Bus Driver	500.00	691.56	4,058.63	811.73	(3,558.63)	0.00	0.00
01 2710 210 000 0000 0 600	Group Insurance - Bus Route Scheduling	6,000.00	0.00	0.00	0.00	6,000.00	0.00	0.00
01 2710 210 001 0000 2 000	HS Group Insurance - Bus Driver	0.00	0.00	1,050.34	0.00	(1,050.34)	0.00	0.00
01 2710 210 004 0000 3 000	MS Group Insurance - Bus Driver	500.00	0.00	0.00	0.00	500.00	0.00	0.00
01 2710 210 004 0000 3 500	MS Group Insurance - Bus Driver	0.00	0.00	1,230.10	0.00	(1,230.10)	0.00	0.00
01 2710 211 000 0000 0 000	HEALTH INSURANCE	0.00	0.00	50.78	0.00	(50.78)	0.00	0.00
01 2710 220 000 0000 0 000	Social Security-Bus Driver	2,000.00	0.00	3,934.76	196.74	(1,934.76)	0.00	0.00
01 2710 220 000 0000 0 600	Social Security - Bus Scheduling	1,000.00	3.96	495.44	49.54	504.56	0.00	0.00
01 2710 220 002 0000 1 000	Elem Social Security- Bus Drivers	1,000.00	16.41	201.16	20.12	798.84	0.00	0.00
01 2710 220 001 0000 2 000	HS Social Security -Bus Drivers	1,000.00	0.00	1,216.86	121.69	(216.86)	0.00	0.00
01 2710 220 004 0000 3 000	MS Social Security- Bus Drivers	1,000.00	0.00	350.37	35.04	649.63	0.00	0.00
01 2710 220 004 0000 3 500	MS Social Security - Bus Driver	2,000.00	0.00	2,115.02	105.75	(115.02)	0.00	0.00
01 2710 221 000 0000 0 000	SOC SEC	100.00	6.65	118.51	118.51	(18.51)	0.00	0.00
01 2710 230 000 0000 0 000	Retirement	3,000.00	0.00	3,836.59	127.89	(836.59)	0.00	0.00
01 2710 230 000 0000 0 600	Retirement - Bus Schedule	1,000.00	5.12	639.70	63.97	360.30	0.00	0.00
01 2710 230 002 0000 1 000	Elem Retirement - Bus Driver	1,000.00	21.18	219.36	21.94	780.64	0.00	0.00
01 2710 230 001 0000 2 000	HS Retirement - Bus Driver	1,000.00	0.00	1,367.41	136.74	(367.41)	0.00	0.00
01 2710 230 004 0000 3 000	MS Retirement - Bus Driver	1,000.00	0.00	407.31	40.73	592.69	0.00	0.00
01 2710 230 004 0000 3 500	MS Retirement Bus Driver	2,000.00	0.00	2,318.13	115.91	(318.13)	0.00	0.00

BOARD EXPENDITURE REPORT BY FUNCTION

August 2019

Account Number	Account Description	Revised Budget	Expended During Month	Expenditures to Date	% of Budget	Balance at EOM	A/ P Outstanding	P/ O Outstanding
01 2710 231 000 0000 0 000	RETIREMENT	200.00	8.59	153.06	76.53	46.94	0.00	0.00
01 2710 332 000 0000 0 000	MILEAGE TO PARENTS PETS	8,000.00	0.00	4,916.01	61.45	3,083.99	0.00	0.00
01 2710 333 000 0000 0 000	OTHER TRANS AND MILEAGE	0.00	0.00	290.58	0.00	(290.58)	0.00	0.00
01 2710 340 000 0000 0 000	Professional Services for Drivers	2,000.00	110.00	2,233.85	111.69	(233.85)	0.00	0.00
01 2710 430 000 0000 0 000	TIRES AND PARTS	0.00	855.20	4,036.30	0.00	(4,036.30)	0.00	0.00
01 2710 732 000 0000 0 000	Bus Acquisition	100,000.00	400,000.00	400,000.00	400.00	(300,000.00)	0.00	0.00
2710	Regular Pupil Transportation	276,800.00	402,071.90	547,023.51	197.62	(270,223.51)	0.00	0.00
2712	Vehicle Operation - School Age SpEd							
01 2712 112 002 0000 1 000	Elem Sped Transportation	5,000.00	0.00	3,960.69	79.21	1,039.31	0.00	0.00
01 2712 112 001 0000 2 000	SPED TRANSPORTATION	5,000.00	58.52	3,504.85	70.10	1,495.15	0.00	0.00
01 2712 122 002 0000 1 000	SA SpEd Driver Sub - Elem	500.00	0.00	0.00	0.00	500.00	0.00	0.00
01 2712 122 001 0000 2 000	SA SpEd Driver-HS	500.00	0.00	30.00	6.00	470.00	0.00	0.00
01 2712 212 002 0000 1 000	Group Insurance	100.00	0.00	31.49	31.49	68.51	0.00	0.00
01 2712 212 001 0000 2 000	Group Insurance	100.00	4.99	31.57	31.57	68.43	0.00	0.00
01 2712 222 002 0000 1 000	Social Security	400.00	0.00	303.01	75.75	96.99	0.00	0.00
01 2712 222 001 0000 2 000	Social Security	400.00	4.48	270.46	67.62	129.54	0.00	0.00
01 2712 232 002 0000 1 000	Retirement	400.00	0.00	5.61	1.40	394.39	0.00	0.00
01 2712 232 001 0000 2 000	Retirement	400.00	0.00	5.61	1.40	394.39	0.00	0.00
01 2712 332 002 0000 1 000	MILEAGE TO PARENTS	8,000.00	565.50	4,113.91	51.42	3,886.09	0.00	0.00
01 2712 332 001 0000 2 000	Mileage to HS Parents	1,000.00	0.00	0.00	0.00	1,000.00	0.00	0.00
2712	Vehicle Operation - School Age SpEd	21,800.00	633.49	12,257.20	56.23	9,542.80	0.00	0.00
2713	Vehicle Operation - Below Age 5 SpEd							
01 2713 112 002 0000 1 000	Preschool Transportation	1,500.00	0.00	1,093.41	72.89	406.59	0.00	0.00
01 2713 122 002 0000 1 000	Preschool SpEd Driver Sub	500.00	0.00	0.00	0.00	500.00	0.00	0.00
01 2713 212 002 0000 1 000	PS Group Insurance -Sped Transportation	0.00	0.53	6.25	0.00	(6.25)	0.00	0.00
01 2713 222 002 0000 1 000	PS Social Security - Driver	200.00	0.00	83.62	41.81	116.38	0.00	0.00
01 2713 232 002 0000 1 000	PS Retirement- Sped Transportation	200.00	0.00	108.01	54.01	91.99	0.00	0.00
01 2713 332 002 0000 1 000	Preschool SpEd Mileage to Parents	2,000.00	0.00	0.00	0.00	2,000.00	0.00	0.00
2713	Vehicle Operation - Below Age 5 SpEd	4,400.00	0.53	1,291.29	29.35	3,108.71	0.00	0.00
2730	Vehicle Servicing & Maintenance - Reg Ed							
01 2730 110 000 0000 0 000	Salaries - Bus Maintenance Trips	10,000.00	231.80	2,136.61	21.37	7,863.39	0.00	0.00
01 2730 220 000 0000 0 000	Social Security - Drivers (Maintenance)	1,000.00	17.73	163.48	16.35	836.52	0.00	0.00
01 2730 230 000 0000 0 000	Retirement Bus Drivers (Maintenance)	1,000.00	22.89	178.14	17.81	821.86	0.00	0.00
01 2730 430 000	Repairs	65,000.00	11,443.29	56,007.41	86.17	8,992.59	0.00	0.00
01 2730 520 000 0000 0 000	Insurance	12,000.00	836.75	11,457.14	95.48	542.86	0.00	0.00
01 2730 610 000 0000 0 000	Vehicle Supplies	1,500.00	0.00	1,695.26	113.02	(195.26)	0.00	0.00
01 2730 626 000 0000 0 000	Gasoline & diesel fuel	70,000.00	946.39	54,394.43	77.71	15,605.57	0.00	0.00
01 2730 810 000 0000 0 000	Dues & Fees	1,000.00	0.00	31.00	3.10	969.00	0.00	0.00
2730	Vehicle Servicing & Maintenance - Reg Ed	161,500.00	13,498.85	126,063.47	78.06	35,436.53	0.00	0.00
3300	Community Service - CKC							
01 3300 112 002 0000 1 000	Salaries- CKC	30,000.00	1,054.20	8,783.50	29.28	21,216.50	0.00	0.00
01 3300 122 002 0000 1 000	Salaries - Substitute Aide CKC	0.00	390.00	993.75	0.00	(993.75)	0.00	0.00
01 3300 212 002 0000 1 000	Group Insurance - CKC	100.00	0.00	6.94	6.94	93.06	0.00	0.00
01 3300 222 002 0000 1 000	Social Security - CKC	2,000.00	110.49	747.95	37.40	1,252.05	0.00	0.00
01 3300 232 002 0000 1 000	Retirement CKC	2,000.00	0.00	3.33	0.17	1,996.67	0.00	0.00
01 3300 340 002 0000 1 000	Other Professional Services - CKC	1,000.00	0.00	0.00	0.00	1,000.00	0.00	0.00
01 3300 540 002 0000 1 000	Advertising & Printing	200.00	0.00	0.00	0.00	200.00	0.00	0.00
01 3300 580 002 0000 1 000	Travel Expense - CKC	1,000.00	0.00	0.00	0.00	1,000.00	0.00	0.00

BOARD EXPENDITURE REPORT BY FUNCTION

August 2019

Account Number	Account Description	Revised Budget	Expended During Month	Expenditures to Date	% of Budget	Balance at EOM	A/ P Outstanding	P/ O Outstanding
01 3300 610 002 0000 1 000	Supplies-CKC	5,000.00	0.00	4,657.08	93.14	342.92	0.00	0.00
3300 Community Service - CKC		41,300.00	1,554.69	15,192.55	36.79	26,107.45	0.00	0.00
3400 Categorical Grant								
01 3400 330 000 1115 0 000	Employee Training & Development	0.00	0.00	450.00	0.00	(450.00)	0.00	0.00
01 3400 330 001 1115 2 000	Employee Training & Development	0.00	0.00	455.56	0.00	(455.56)	0.00	0.00
01 3400 580 000 1115 0 000	Travel Expense	0.00	0.00	94.44	0.00	(94.44)	0.00	0.00
01 3400 610 002 0000 1 000	PROFESSIONAL/TECHNICAL SERV	8,000.00	0.00	1,315.62	16.45	6,684.38	0.00	0.00
01 3400 610 001 0000 2 000	SUPPLIES	8,000.00	0.00	1,830.07	22.88	6,169.93	0.00	0.00
01 3400 610 004 0000 3 000	Supplies	8,000.00	0.00	290.95	3.64	7,709.05	0.00	0.00
01 3400 730 001 0000 2 000	FURNITURE & EQUIPMENT	0.00	0.00	24,963.29	0.00	(24,963.29)	0.00	0.00
3400 Categorical Grant		24,000.00	0.00	29,399.93	122.50	(5,399.93)	0.00	0.00
3535 High Ability Learners								
01 3535 111 004 0000 3 000	HAL Salaries-Teachers MS	15,000.00	1,102.00	13,224.00	88.16	1,776.00	0.00	0.00
01 3535 211 004 0000 3 000	MS Group Insurance HAL	5,000.00	369.33	4,234.62	84.69	765.38	0.00	0.00
01 3535 221 004 0000 3 000	MS Social Security - Teachers HAL	1,500.00	83.29	1,003.08	66.87	496.92	0.00	0.00
01 3535 231 004 0000 3 000	MS Retirement - Teachers HAL	1,500.00	108.85	1,306.20	87.08	193.80	0.00	0.00
01 3535 281 004 0000 3 000	MS Health Benefits HAL	1,000.00	63.63	763.56	76.36	236.44	0.00	0.00
01 3535 330 000 0000 0 000	Employee Training & Development	0.00	0.00	250.00	0.00	(250.00)	0.00	0.00
01 3535 330 004 0000 3 000	HAL Training & Development	400.00	0.00	0.00	0.00	400.00	0.00	0.00
01 3535 580 000 0000 0 000	TRAVEL EXPENSE AND MILEAGE	0.00	0.00	286.51	0.00	(286.51)	0.00	0.00
01 3535 580 004 0000 3 000	HAL Travel Expense	300.00	0.00	0.00	0.00	300.00	0.00	0.00
01 3535 610 000 0000 0 000	STUDENT ENRICHMENT SUPPLIES	2,500.00	0.00	551.68	22.07	1,948.32	0.00	0.00
01 3535 610 002 0000 1 000	Supplies	0.00	243.39	243.39	0.00	(243.39)	0.00	0.00
01 3535 610 001 0000 2 000	Supplies	0.00	26.03	26.03	0.00	(26.03)	0.00	0.00
01 3535 610 004 0000 3 000	Supplies	0.00	353.63	353.63	0.00	(353.63)	0.00	0.00
01 3535 810 000 0000 0 000	DUES AND FEES	0.00	0.00	295.00	0.00	(295.00)	0.00	0.00
01 3535 810 002 0000 1 000	DUES AND FEES	0.00	0.00	394.00	0.00	(394.00)	0.00	0.00
01 3535 810 004 0000 3 000	Dues and Fees	1,000.00	0.00	442.00	44.20	558.00	0.00	0.00
3535 High Ability Learners		28,200.00	2,350.15	23,373.70	82.89	4,826.30	0.00	0.00
3551 Career Ed Grant								
01 3551 330 001 0000 2 000	Career Ed Grant Training & Development	1,500.00	0.00	0.00	0.00	1,500.00	0.00	0.00
01 3551 580 001 0000 2 000	Career Ed Grant Travel	500.00	0.00	0.00	0.00	500.00	0.00	0.00
01 3551 610 001 0000 2 000	Career Ed Grant - Supplies	500.00	0.00	0.00	0.00	500.00	0.00	0.00
3551 Career Ed Grant		2,500.00	0.00	0.00	0.00	2,500.00	0.00	0.00
3570 Educator Effectiveness Grant								
01 3570 330 000 0000 0 000	Employee Training & Development	0.00	0.00	1,995.00	0.00	(1,995.00)	0.00	0.00
01 3570 580 000 0000 0 000	Educator Effectiveness Travel Expense	0.00	2,133.44	6,637.85	0.00	(6,637.85)	0.00	0.00
01 3570 610 000 0000 0 000	Supplies	0.00	0.00	711.38	0.00	(711.38)	0.00	0.00
01 3570 643 000 0000 0 000	Web-based Software	0.00	0.00	2,558.50	0.00	(2,558.50)	0.00	0.00
3570 Educator Effectiveness Grant		0.00	2,133.44	11,902.73	0.00	(11,902.73)	0.00	0.00
3575 Afterschool Program								
01 3575 112 002 0000 1 000	Afterschool Salaries	31,500.00	5,052.90	44,884.90	142.49	(13,384.90)	0.00	0.00
01 3575 212 002 0000 1 000	Group Insurance	0.00	1,123.67	1,300.47	0.00	(1,300.47)	0.00	0.00
01 3575 222 002 0000 1 000	Social Security	0.00	386.55	3,433.73	0.00	(3,433.73)	0.00	0.00
01 3575 232 002 0000 1 000	Retirement	0.00	160.06	1,558.66	0.00	(1,558.66)	0.00	0.00
01 3575 330 002 0000 1 000	CKC Employee Training & Development	0.00	0.00	0.00	0.00	0.00	0.00	0.00
01 3575 340 002 0000 1 000	CKC Professional Services	0.00	0.00	0.00	0.00	0.00	0.00	0.00
01 3575 580 002 0000 1 000	After School Program Travel Expense	0.00	0.00	0.00	0.00	0.00	0.00	0.00
01 3575 610 002 0000 1 000	Afterschool Supplies	0.00	0.00	1,627.02	0.00	(1,627.02)	0.00	0.00

BOARD EXPENDITURE REPORT BY FUNCTION

August 2019

Account Number	Account Description	Revised Budget	Expended During Month	Expenditures to Date	% of Budget	Balance at EOM	A/ P Outstanding	P/ O Outstanding
3575	Afterschool Program	31,500.00	6,723.18	52,804.78	167.63	(21,304.78)	0.00	0.00
6200	Title I							
01 6200 111 002 0000 1 000	Title I Teaching Salary	42,089.00	3,870.93	44,294.74	105.24	(2,205.74)	0.00	0.00
01 6200 211 002 0000 1 000	Health Insurance	14,450.00	1,390.26	15,938.43	110.30	(1,488.43)	0.00	0.00
01 6200 221 002 0000 1 000	Social Security	2,950.00	279.58	3,336.95	113.12	(386.95)	0.00	0.00
01 6200 231 002 0000 1 000	Retirement	3,959.00	365.15	4,358.11	110.08	(399.11)	0.00	0.00
6200	Title I	63,448.00	5,905.92	67,928.23	107.06	(4,480.23)	0.00	0.00
6310	Title IIA							
01 6310 330 000 0000 0 000	Employee Training & Development	26,174.00	0.00	16,797.00	64.17	9,377.00	0.00	0.00
01 6310 340 000 0000 0 000	Contracted or Secured Services	0.00	0.00	1,200.00	0.00	(1,200.00)	0.00	0.00
01 6310 580 000 0000 0 000	Travel Expenses	0.00	0.00	8,581.94	0.00	(8,581.94)	0.00	0.00
01 6310 610 000 0000 0 000	SUPPLIES	1,000.00	0.00	261.28	26.13	738.72	0.00	0.00
6310	Title IIA	27,174.00	0.00	26,840.22	98.77	333.78	0.00	0.00
6330	REAP							
01 6330 650 000 0000 0 000	REAP-Technology Related	28,025.00	28,025.00	34,742.37	123.97	(6,717.37)	0.00	0.00
6330	REAP	28,025.00	28,025.00	34,742.37	123.97	(6,717.37)	0.00	0.00
6404	IDEA 0-4							
01 6404 111 002 0000 1 000	IDEA Teacher Salaries	4,836.00	0.00	0.00	0.00	4,836.00	0.00	0.00
01 6404 112 000 0000 0 000	SFED Preschool Para	0.00	0.00	3,937.01	0.00	(3,937.01)	0.00	0.00
01 6404 211 002 0000 1 000	Group Insurance IDEA	2,659.00	0.00	0.00	0.00	2,659.00	0.00	0.00
01 6404 212 000 0000 0 000	Group Insurance	0.00	3.75	28.67	0.00	(28.67)	0.00	0.00
01 6404 222 000 0000 0 000	Social Security	0.00	0.00	301.18	0.00	(301.18)	0.00	0.00
01 6404 232 000 0000 0 000	Retirement	0.00	0.00	388.87	0.00	(388.87)	0.00	0.00
01 6404 340 002 0000 1 000	Other Professional Services	50,235.00	5,148.69	5,600.26	11.15	44,634.74	0.00	0.00
01 6404 591 002 0000 1 000	Purchased Services from ESU	0.00	0.00	12,704.44	0.00	(12,704.44)	0.00	0.00
6404	IDEA 0-4	57,730.00	5,152.44	22,960.43	39.77	34,769.57	0.00	0.00
6406	IDEA 3-4							
01 6406 111 002 0000 1 000	IDEA Teachers	3,264.00	0.00	0.00	0.00	3,264.00	0.00	0.00
01 6406 112 002 0000 1 000	SpED Salaries-Instructional Aides 3-4	0.00	0.00	3,448.60	0.00	(3,448.60)	0.00	0.00
01 6406 211 002 0000 1 000	Group Insurance IDEA Teachers	0.00	0.00	0.00	0.00	0.00	0.00	0.00
01 6406 212 002 0000 1 000	PS Group Insurance - Instructional Aides	0.00	0.00	435.15	0.00	(435.15)	0.00	0.00
01 6406 221 002 0000 1 000	Social Security - IDEA Teachers	668.00	0.00	0.00	0.00	668.00	0.00	0.00
01 6406 222 002 0000 1 000	PS Social Security - Instructional Aides	0.00	0.00	253.15	0.00	(253.15)	0.00	0.00
01 6406 231 002 0000 1 000	Retirement - IDEA Teaches	0.00	0.00	0.00	0.00	0.00	0.00	0.00
01 6406 232 002 0000 1 000	PS Retirement Instructional Aides	0.00	0.00	340.65	0.00	(340.65)	0.00	0.00
01 6406 330 002 0000 1 000	IDEA Training & Development	0.00	0.00	0.00	0.00	0.00	0.00	0.00
01 6406 340 002 0000 1 000	Contracted Services IDEA	0.00	0.00	0.00	0.00	0.00	0.00	0.00
01 6406 591 002 0000 1 000	Purchased Services from ESU	0.00	0.00	77.20	0.00	(77.20)	0.00	0.00
6406	IDEA 3-4	3,932.00	0.00	4,554.75	115.84	(622.75)	0.00	0.00
6410	IDEA Enrollment/Poverty							
01 6410 340 002 0000 1 000	Elem Pupil Services	0.00	21,202.98	21,202.98	0.00	(21,202.98)	0.00	0.00
01 6410 340 001 0000 2 000	HS Pupil Services	78,425.00	59,509.02	59,509.02	75.88	18,915.98	0.00	0.00
6410	IDEA Enrollment/Poverty	78,425.00	80,712.00	80,712.00	102.92	(2,287.00)	0.00	0.00
6412	IDEA SpEd Nonpublic Proportionate Share							
01 6412 340 002 0000 1 000	Contracted Services	13,748.00	13,747.00	13,747.00	99.99	1.00	0.00	0.00
6412	IDEA SpEd Nonpublic Proportionate Share	13,748.00	13,747.00	13,747.00	99.99	1.00	0.00	0.00
6700	Perkins Grant							
01 6700 123 002 0000 1 000	Perkins Sub Teachers	500.00	0.00	0.00	0.00	500.00	0.00	0.00
01 6700 223 002 0000 1 000	Social Security - Substitute	200.00	0.00	0.00	0.00	200.00	0.00	0.00

BOARD EXPENDITURE REPORT BY FUNCTION

August 2019

Account Number	Account Description	Revised Budget	Expended During Month	Expenditures to Date	% of Budget	Balance at EOM	A/ P Outstanding	P/ O Outstanding
Perkins								
01 6700 330 002 0000 1 000	PerkinsTraining & Development	500.00	0.00	0.00	0.00	500.00	0.00	0.00
01 6700 340 002 0000 1 000	Perkins Contracted Services	100.00	0.00	0.00	0.00	100.00	0.00	0.00
01 6700 580 002 0000 1 000	PerkinsTravel Expense	500.00	0.00	0.00	0.00	500.00	0.00	0.00
01 6700 610 002 0000 1 000	Perkins Supplies	500.00	0.00	0.00	0.00	500.00	0.00	0.00
6700 Perkins Grant		<u>2,300.00</u>	<u>0.00</u>	<u>0.00</u>	<u>0.00</u>	<u>2,300.00</u>	<u>0.00</u>	<u>0.00</u>
6915	Title I Part C Migrant Children Educatio							
01 6915 111 002 0000 1 000	MigrantSalaries	0.00	0.00	1,354.56	0.00	(1,354.56)	0.00	0.00
01 6915 221 002 0000 1 000	Social Security - Teachers/Prof	0.00	0.00	103.62	0.00	(103.62)	0.00	0.00
01 6915 231 002 0000 1 000	Retirement - Teaches/Prof	0.00	0.00	133.80	0.00	(133.80)	0.00	0.00
6915 Title I Part C Migrant Children Educatio		<u>0.00</u>	<u>0.00</u>	<u>1,591.98</u>	<u>0.00</u>	<u>(1,591.98)</u>	<u>0.00</u>	<u>0.00</u>
8000	Outgoing Transfers							
01 8000 912 000 0000 0 000	Outgoing Transfer to Lunch Fund	0.00	0.00	22,428.00	0.00	(22,428.00)	0.00	0.00
8000 Outgoing Transfers		<u>0.00</u>	<u>0.00</u>	<u>22,428.00</u>	<u>0.00</u>	<u>(22,428.00)</u>	<u>0.00</u>	<u>0.00</u>
9000	Non-Progam Expenditures							
01 9000 912 000 0000 0 000	Transfer to Lunch Fund	20,000.00	1,285.55	1,285.55	6.43	18,714.45	0.00	0.00
01 9000 913 000 0000 0 000	Transfer to Activity Fund	91,300.00	32,952.41	32,952.41	36.09	58,347.59	0.00	0.00
9000 Non-Progam Expenditures		<u>111,300.00</u>	<u>34,237.96</u>	<u>34,237.96</u>	<u>30.76</u>	<u>77,062.04</u>	<u>0.00</u>	<u>0.00</u>
Grand Total:		<u>10,138,232.00</u>	<u>1,293,723.13</u>	<u>9,524,566.90</u>	<u>93.95</u>	<u>613,665.10</u>	<u>0.00</u>	<u>0.00</u>

Fund: 01 GENERAL FUND

<u>Account Number</u>	<u>Description</u>	<u>Revised Budget</u>	<u>During Month</u>	<u>To Date</u>	<u>% of Budget</u>	<u>Budget Balance</u>
01 1100	Taxes Levied	7,159,078.00	44,458.24	6,366,358.37	88.93	792,719.63
01 1115	Carlisle	2,500.00	0.00	1,970.64	78.83	529.36
01 1120	PUB POWER DIST SALES TAX	131,975.00	0.00	0.00	0.00	131,975.00
01 1125	MOTOR VEHICLES FEES	460,000.00	34,112.45	489,387.70	106.39	(29,387.70)
01 1311	TUIT INDIV GEN ED	0.00	0.00	0.00	0.00	0.00
01 1312	SUMMER SCHOOL TUITION & FEES	0.00	0.00	0.00	0.00	0.00
01 1321	PATHWAYS TUITION	0.00	0.00	9,000.00	0.00	(9,000.00)
01 1323	TUIT FROM OTHER DIST	10,000.00	0.00	8,000.00	80.00	2,000.00
01 1335	Preschool SpEd Tuitoin	0.00	0.00	0.00	0.00	0.00
01 1423	TRANS FROM OTHER DIST-SP ED	1,000.00	440.00	6,440.00	644.00	(5,440.00)
01 1510	INT EARNED LOC REV RECPT	24,000.00	3,049.43	34,861.61	145.26	(10,861.61)
01 1790	OTHER LOC RECPTS	0.00	0.00	0.00	0.00	0.00
01 1800	Community Service - CKC	26,000.00	(9,840.00)	26,390.25	101.50	(390.25)
01 1910	Rental of Property & Facilities	0.00	0.00	150.00	0.00	(150.00)
01 1911	LOC LICENSE FEES	5,000.00	0.00	905.00	18.10	4,095.00
01 1920	CONTRIBUTIONS & DONATIONS	0.00	2,350.56	5,979.22	0.00	(5,979.22)
01 1921	POLICE COURT FINES	0.00	0.00	0.00	0.00	0.00
01 1925	Categorical Grants	30,000.00	0.00	9,495.13	31.65	20,504.87
01 1951	Misc. Revenue from Other Schools	0.00	0.00	0.00	0.00	0.00
01 1960	Misc Revenue from other local govt. unit	0.00	0.00	25,713.00	0.00	(25,713.00)
01 1990	Misc. Local Receipts	0.00	0.00	22,712.20	0.00	(22,712.20)
	Subtotal: 1000	7,849,553.00	74,570.68	7,007,363.12	89.27	842,189.88
01 2110	CO FINES AND LICENSE	18,000.00	590.93	11,350.30	63.06	6,649.70
01 2130	OTHER COUNTY SOURCES	0.00	0.00	0.00	0.00	0.00
01 2210	ED SERVICE UNIT RECEIPTS	500.00	3,025.00	5,775.00	1,155.00	(5,275.00)
	Subtotal: 2000	18,500.00	3,615.93	17,125.30	92.57	1,374.70
01 3110	STATE AID	321,000.00	0.00	321,842.00	100.26	(842.00)
01 3120	SPED	380,000.00	0.00	396,860.00	104.44	(16,860.00)
01 3125	SPED TRANSPORTATION	7,000.00	0.00	19,393.00	277.04	(12,393.00)
01 3130	HOMESTEAD EXEMPTION	0.00	8,769.05	52,614.30	0.00	(52,614.30)
01 3131	RELIEF TO PROPERTY TAXPAYERS	0.00	0.00	737,985.54	0.00	(737,985.54)
01 3132	Personal Property Tax Credit	0.00	13,220.72	28,403.35	0.00	(28,403.35)
01 3133	NAMEPLATE CAPACITY (WIND ENERGY)	150,000.00	58,062.71	279,766.96	186.51	(129,766.96)
01 3155	TEXTBOOK RULE 4	0.00	0.00	1,637.37	0.00	(1,637.37)
01 3180	PRO-RATE MOTOR VEHICLE	16,000.00	0.00	14,455.08	90.34	1,544.92
01 3400	STATE APPORTIONMENT	85,000.00	0.00	78,908.70	92.83	6,091.30
01 3535	HIGH ABILITY LEARNERS	2,000.00	0.00	5,046.00	252.30	(3,046.00)
01 3575	After School Innovation Grant	0.00	0.00	24,226.00	0.00	(24,226.00)
01 3700	State Grants Through Intermediate Source	0.00	0.00	10,000.00	0.00	(10,000.00)
	Subtotal: 3000	961,000.00	80,052.48	1,971,138.30	205.11	(1,010,138.30)
01 4105	Universal Service Fund (E-RATE)	0.00	0.00	32,093.60	0.00	(32,093.60)
01 4310	REAP	20,000.00	0.00	0.00	0.00	20,000.00
01 4505	Title I	70,000.00	17,233.94	83,683.27	119.55	(13,683.27)
01 4506	Title I Accountability	0.00	0.00	0.00	0.00	0.00
01 4509	Title IIA Grant	26,522.00	0.00	27,174.00	102.46	(652.00)
01 4512	Idea Base Allocation SPED Preschool	57,730.00	0.00	57,730.00	100.00	0.00
01 4516	IDEA Preschool Base	3,932.00	0.00	3,835.00	97.53	97.00
01 4519	E/P IDEA Grant	74,094.00	0.00	87,615.00	118.25	(13,521.00)
01 4521	IDEA Proportionate Share	13,747.00	0.00	13,370.00	97.26	377.00
01 4525	FED Vocational EDUC (Perkins)	8,000.00	0.00	0.00	0.00	8,000.00
01 4526	Migrant Ed	0.00	1,591.98	2,039.95	0.00	(2,039.95)
01 4530	Federal Grants	60,000.00	0.00	0.00	0.00	60,000.00
01 4700	Grants-In-Aid Fed Govt	0.00	0.00	21,000.00	0.00	(21,000.00)

Fund: 01 GENERAL FUND

<u>Account Number</u>	<u>Description</u>	<u>Revised Budget</u>	<u>During Month</u>	<u>To Date</u>	<u>% of Budget</u>	<u>Budget Balance</u>
01 4708	Medicaid Reimb	4,000.00	484.69	592.35	14.81	3,407.65
01 4709	Medicaid Administrative Activities (MAC)	5,000.00	2,161.94	5,931.62	118.63	(931.62)
01 4900	Grant/Loans	0.00	0.00	0.00	0.00	0.00
	Subtotal: 4000	343,025.00	21,472.55	335,064.79	97.68	7,960.21
01 5200	Trans From Other Funds	0.00	0.00	0.00	0.00	0.00
01 5300	Sale of Property	0.00	317.50	596.50	0.00	(596.50)
01 5301	INS Adjust	0.00	0.00	17,146.55	0.00	(17,146.55)
01 5690	Other Non-Revenue Receipts	15,000.00	70.00	5,558.80	37.06	9,441.20
	Subtotal: 5000	15,000.00	387.50	23,301.85	155.35	(8,301.85)
01 9000	Non Program Recpts	0.00	0.00	0.00	0.00	0.00
	Subtotal: Non-Program Receipts	0.00	0.00	0.00	0.00	0.00
	Fund Total:	9,187,078.00	180,099.14	9,353,993.36	101.82	(166,915.36)

Revenue Summary Report

Processing Month: 08/2019

August 2019

	<u>Revised Budget</u>	<u>During Month</u>	<u>To Date</u>	<u>% of Budget</u>	<u>Budget Balance</u>
Grand Total:	9,187,078.00	180,099.14	9,353,993.36	101.82	(166,915.36)

Boone Central Schools
09/07/2019 12:58 PM

Board Report
September 2019

<u>Vendor ID</u>	<u>Vendor Name</u>	<u>Amount</u>	<u>Invoice</u>	<u>Description</u>	
<u>Checking</u>			1		
Checking	1	Fund: 01	GENERAL FUND		
ADVFIRESA	ADVANCED FIRE & SAFETY	324.85	2177081919	Safety Service Agreements	
				Vendor Total:	324.85
ALBIONNEWS	ALBION NEWS	688.01	8/19 Stmt	Advertising/Supplies/Subscriptions	
				Vendor Total:	688.01
ALBWATERDE	ALBION WATER DEPARTMENT	48.04	951 S 1st St.	WATER/GARBAGE	
				Vendor Total:	48.04
APPEARA	APPEARA	486.65	8/19 Albion	Supplies	
APPEARA	APPEARA	131.17	8/19 Petersburg	MS Cust Supplies	
				Vendor Total:	617.82
APPLECARE	APPLE INC	1,596.00	AA36614447	Ipads	
				Vendor Total:	1,596.00
APPLIEDCON	APPLIED CONNECTIVE TECHNOLOGIES	120.00	117679	Tech Maintenance	
				Vendor Total:	120.00
BARNHILLPI	BARNHILL PIANO SERVICE	95.00	16729	MS Music Supplies	
BARNHILLPI	BARNHILL PIANO SERVICE	285.00	16730	HS Vocal Music Supplies	
				Vendor Total:	380.00
BEAVERBEAR	BEAVER BEARING CO	89.66	565400	Supplies	
				Vendor Total:	89.66
BLACKHILLS	Black Hills Energy	477.05	8/19 605 S 6th	FUEL	
BLACKHILLS	Black Hills Energy	19.19	8/19 644 S 6th St	Fuel	
BLACKHILLS	Black Hills Energy	19.19	8/19 951 S 1st	Fuel	
BLACKHILLS	Black Hills Energy	31.91	8/19 Pathways	Pathways Fuel	
BLACKHILLS	Black Hills Energy	219.43	8/19 Petersburg	MS Natural Gas	
				Vendor Total:	766.77
BOMGAARS	BOMGAARS	67.80	8/19 Stmt	Supplies	
				Vendor Total:	67.80
BOONECENTR	BOONE CENTRAL ACTIVITY	6,207.78	8/19 Amazon	SUPPLIES	
BOONECENTR	BOONE CENTRAL ACTIVITY	734.48	Kettelson AEF	Supplies	
				Vendor Total:	6,942.26
BCHOTLUNCH	BOONE CENTRAL HOT LUNCH	414.75	8/19 Preschool	PRESCHOOL SUPPLIES	
				Vendor Total:	414.75
BOCOFITNES	BOONE CO FITNESS CENTER	3,013.44	2019-2020	Fitness Center Membership - District	

<u>Vendor ID</u>	<u>Vendor Name</u>	<u>Amount</u>	<u>Invoice</u>	<u>Description</u>	
				Vendor Total:	3,013.44
BOCOHEALTH	BOONE CO HEALTH CENTER	11,751.38	Aug-Oct 2019	School Nurse Contract	
				Vendor Total:	11,751.38
BRAINPOPLL	BrainPOP LLC	175.00	US193446	Elementary Requisitions	
				Vendor Total:	175.00
BULKOFFICE	Bulk Office Supply	165.60	378787	Preschool Supplies	
				Vendor Total:	165.60
CEDARVALLE	CEDAR VALLEY LUMBER - ALBION	430.27	8/19	Supplies	
				Vendor Total:	430.27
CENGAGELEA	CENGAGE LEARNING	240.00	67603295	Business Class Web-based Subscriptions	
				Vendor Total:	240.00
CENTRALPAR	CENTRAL PARTS & MACHINE	13.98	002-113342	Repairs	
				Vendor Total:	13.98
COLPARTSIN	COLUMBUS PARTS, INC.-ALBION DIV	34.50	425483	Supplies	
COLPARTSIN	COLUMBUS PARTS, INC.-ALBION DIV	23.46	425549	Supplies	
COLPARTSIN	COLUMBUS PARTS, INC.-ALBION DIV	171.99	425571	Supplies	
COLPARTSIN	COLUMBUS PARTS, INC.-ALBION DIV	6.49	425722	Supplies	
				Vendor Total:	236.44
DOLLARGENE	DOLLAR GENERAL MSC-410526	70.75	8/19 Stmt	Supplies	
				Vendor Total:	70.75
EMCINSURAN	EMC INSURANCE	7,362.07	9/19 Stmt	Insurance	
				Vendor Total:	7,362.07
ESU7TECH	ESU 7 TECHNOLOGY	9,629.92	Summer 2019	Tech Maintenance	
ESU7TECH	ESU 7 TECHNOLOGY	1,903.13	TE82819-2	Tech Supplies	
				Vendor Total:	11,533.05
FRONTI	FRONTIER	595.34	8/19 Stmt	Telecommunications Albion	
				Vendor Total:	595.34
GREATP	GREAT PLAINS COMMUNICATION	1,425.26	8/16/19	Telecommunications Petersburg	
				Vendor Total:	1,425.26
HARDNIC	Hardwick, Nicole	175.16	June-August 2019	Mileage	
				Vendor Total:	175.16
HELENA	HELENA CHEMICAL CO	38.00	83495028	Supplies	
				Vendor Total:	38.00
HOMEDEPOTP	Home Depot Pro Institutional	4,362.80	505536755	Supplies	
HOMEDEPOTP	Home Depot Pro Institutional	115.88	505536763	Supplies	
HOMEDEPOTP	Home Depot Pro Institutional	31.64	506280817	Supplies	
HOMEDEPOTP	Home Depot Pro Institutional	48.84	507465441	Supplies	

Boone Central Schools **Board Report**
 09/07/2019 12:58 PM September 2019

<u>Vendor ID</u>	<u>Vendor Name</u>	<u>Amount</u>	<u>Invoice</u>	<u>Description</u>	
HOMEDPOTP	Home Depot Pro Institutional	(355.00)	508152485	Supplies	
HOMEDPOTP	Home Depot Pro Institutional	51.00	509076667	Supplies	
HOMEDPOTP	Home Depot Pro Institutional	156.00	510010473	Supplies	
				Vendor Total:	4,411.16
HOMETOWNLE	Hometown Leasing	1,363.68	4th of mon-0012	Copiers	
				Vendor Total:	1,363.68
INNOFFICE	INNOVATIVE OFFICE SOLUTIONS	65.74	IN2632121	Elementary Requisitions	
				Vendor Total:	65.74
IXL	IXL LEARNING	1,789.00	S327479	Elem. Web-based Subscriptions	
				Vendor Total:	1,789.00
JSAUTOREPA	J's Auto Repair, LLC	96.18	13153	Repairs	
JSAUTOREPA	J's Auto Repair, LLC	60.00	13155	Repairs	
JSAUTOREPA	J's Auto Repair, LLC	60.00	13156	Repairs	
JSAUTOREPA	J's Auto Repair, LLC	162.50	13157	Repairs	
JSAUTOREPA	J's Auto Repair, LLC	385.20	13181	Repairs	
				Vendor Total:	763.88
JARECKILAW	JARECKI LAWCARE & GREENHOUSE, LLC	408.00	5196	Supplies	
				Vendor Total:	408.00
JJZAK	JJ&ZAK	2,250.00	82919	OTHER PROF/TECH SERVICES	
				Vendor Total:	2,250.00
JWPEPPER	JW PEPPER & SON INC.	11.55	170325437	HS Vocal Music Supplies	
JWPEPPER	JW PEPPER & SON INC.	240.99	172916216	HS Vocal Music Supplies	
				Vendor Total:	252.54
KALLHOFFEL	KALLHOFF ELECTRIC	905.36	1349	Contracted Repair Services	
				Vendor Total:	905.36
KAVTIRELU	KAV TIRE & LUBE	244.02	396145	Repairs	
KAVTIRELU	KAV TIRE & LUBE	20.00	910080	Repairs	
				Vendor Total:	264.02
KAYTON	KAYTON INTERNATIONAL	34.35	AI79260	Supplies	
KAYTON	KAYTON INTERNATIONAL	43.40	AI79324	Supplies	
				Vendor Total:	77.75
KSBSCHOOL	KSB SCHOOL LAW, PC,LLO	409.50	7/19	Legal Services	
KSBSCHOOL	KSB SCHOOL LAW, PC,LLO	504.00	8/19	Legal Services	
				Vendor Total:	913.50
LAKESH	LAKESHORE LEARNING	39.99	1032090819	SUPPLIES	
LAKESH	LAKESHORE LEARNING	646.32	4736990819	Elementary Requisitions	
				Vendor Total:	686.31
LEARNINGSC	Learning Sciences	199.00	SIN026984	Employee Training & Development	

<u>Vendor ID</u>	<u>Vendor Name</u>	<u>Amount</u>	<u>Invoice</u>	<u>Description</u>	
				Vendor Total:	199.00
LEIFEL	LEIFELDS HARDWARE & FURNITURE	175.79	8/19 Stmt	SUPPLIES	
				Vendor Total:	175.79
LOCODESIGN	LOCO'S DESIGNER T'S & MORE	131.50	9098	SUPPLIES	
LOCODESIGN	LOCO'S DESIGNER T'S & MORE	200.00	9458	SUPPLIES	
LOCODESIGN	LOCO'S DESIGNER T'S & MORE	121.50	9483	SUPPLIES	
				Vendor Total:	453.00
LOUPPO	LOUP POWER DIST	9,946.80	8/19	Electricity	
				Vendor Total:	9,946.80
MATHESONTR	MATHESON LINWELD	55.49	20204003	Welding Supplies	
				Vendor Total:	55.49
METFARMS	MET Farms	150.00	139	Contracted Repair Services Elem	
				Vendor Total:	150.00
MIDWESTMUS	MIDWEST MUSIC CENTER	418.00	193128	HS Vocal Music Supplies	
				Vendor Total:	418.00
MOLTMANUFA	MOLT MANUFACTURING, INC.	192.00	24133	Supplies	
				Vendor Total:	192.00
NAEADISTRI	NAEA DISTRICT 7	130.00	2019	HS Ag Contest Fees	
				Vendor Total:	130.00
NEASSO	NE ASSOC OF SCHOOL BDS	30.00	INV-04264-N9N6B5	Dues & Fees	
				Vendor Total:	30.00
OFFICEMAX	OfficeMax	18.38	358790360-001	District Central Supply	
				Vendor Total:	18.38
PALOSSPORT	PALOS SPORTS INC	246.99	324009-01	HS PE/Health Supplies	
				Vendor Total:	246.99
PAYFLEX	PAYFLEX SYSTEMS USA INC	100.00	8/19	Payflex 125 Plan Fees	
				Vendor Total:	100.00
PETBLD	PETERSBURG BUILDING AND SUPPLY	110.23	8/19 Stmt	MS Cust Supplies	
				Vendor Total:	110.23
PETTYCASH	PETTY CASH FUND	1,745.26	8/19 Receipts	Fees/Postage/Supplies	
				Vendor Total:	1,745.26
PYRAMIDSCH	PYRAMID SCHOOL PRODUCTS	41.90	S1401425.002	Elementary Requisitions	
				Vendor Total:	41.90
QUILL	QUILL CORP	39.88	9291815	Supplies	
QUILL	QUILL CORP	76.56	9464032	Elementary Requisitions	

<u>Vendor ID</u>	<u>Vendor Name</u>	<u>Amount</u>	<u>Invoice</u>	<u>Description</u>	
				Vendor Total:	116.44
RAEVALLEYR	RAE VALLEY REPAIR	104.00	2040	Repairs	
RAEVALLEYR	RAE VALLEY REPAIR	276.50	2046	Repairs	
				Vendor Total:	380.50
REAGOO	REALLY GOOD STUFF	65.98	7004477	Elementary Requisitions	
				Vendor Total:	65.98
SCHALKAUTO	SCHALK AUTO INC	409.10	40041	Repairs	
SCHALKAUTO	SCHALK AUTO INC	65.00	40044	Repairs	
SCHALKAUTO	SCHALK AUTO INC	65.00	40109	Repairs	
				Vendor Total:	539.10
SCHOOLSPEC	SCHOOL SPECIALTY	117.12	208123780505	Elementary Requisitions	
SCHOOLSPEC	SCHOOL SPECIALTY	65.18	308103384780	Elementary Requisitions	
SCHOOLSPEC	SCHOOL SPECIALTY	543.64	308103388506	Elementary Requisitions	
				Vendor Total:	725.94
SEEYOURSTR	See Your Strength	232.00	1559	SUPPLIES	
				Vendor Total:	232.00
SENORWOOLY	Senor Wooly, LLC	85.00	41520493635	HS Spanish Supplies	
				Vendor Total:	85.00
TAESE	TAESE/USU	750.00	NEMTSS2_114	Professional Development	
				Vendor Total:	750.00
TEACHERDIR	TEACHER DIRECT	247.54	30787	Elementary Requisitions	
				Vendor Total:	247.54
TEACHERSPA	TEACHERS PAY TEACHERS	80.00	95490415	HS Spanish Supplies	
TEACHERSPA	TEACHERS PAY TEACHERS	51.50	95579344	Elem Fourth Grade Supplies	
				Vendor Total:	131.50
TEENINK	TEEN INK	349.00	2019	HS Lang Arts Supplies	
				Vendor Total:	349.00
TEXASINSTR	TEXAS INSTRUMENTS INC	6.00	9/19	HS Math Supplies	
				Vendor Total:	6.00
THRIFTYWAY	THRIFTYWAY	64.26	8/19 Science	HS Science Supplies	
THRIFTYWAY	THRIFTYWAY	6.98	8/19 SpEd	SUPPLIES	
THRIFTYWAY	THRIFTYWAY	143.01	8/19 Stmt	Supplies	
				Vendor Total:	214.25
TRUCKCENTE	TRUCK CENTER COMPANIES	507.74	372154	Repairs	
TRUCKCENTE	TRUCK CENTER COMPANIES	40.71	629452C	Repairs	
				Vendor Total:	548.45
UNIVERSITY	UNIVERSITY OF OREGON	825.00	CTL01155	Elem Textbooks/Workbooks/Reference	
				Vendor Total:	825.00

Boone Central Schools
09/07/2019 12:58 PM

Board Report
September 2019

<u>Vendor ID</u>	<u>Vendor Name</u>	<u>Amount</u>	<u>Invoice</u>	<u>Description</u>	
VERIZON	VERIZON	285.46	8/19 Stmt	Telecommunications District	
				Vendor Total:	285.46
WESTINTERA	West Interactive Services Corporation	1,050.74	111179	Website/Messenger System	
				Vendor Total:	1,050.74
WHITES	WHITE STAR OIL CO	2,866.08	8/19 Statement	Fuel	
				Vendor Total:	2,866.08
WILDROOTSG	Wild Roots Greenhouse & Market	58.04	135	HS Science Supplies	
				Vendor Total:	58.04
ZABKA	ZABKA CONOCO SERVICE	828.08	8/19 Stmt	Vehicle Supplies	
				Vendor Total:	828.08
				Fund Total:	87,750.58
				Checking Account Total:	87,750.58

Board & Administrator

FOR SCHOOL BOARD MEMBERS

August 2019 Vol. 33, No. 4

Editor: Jeff Stratton

Developing a superintendent's entry plan: Part 1

By Dr. Peter Gorman

You don't want to break promises, and the best way to do that is not to make any in the early days on the job. So I recommend having a set of prepared answers that are substantive without being specific.

"Our goals are to consistently increase academic achievement for all students, close achievement gaps, and increase the number of students who graduate ready for their next phase of life. We will ask ourselves three questions when we consider plans and programs: Is it educationally sound? Is it good for kids? Is it fiscally responsible and sustainable? If the answers are yes, yes, and yes, then we'll consider it." In Charlotte, I used these answers like a mantra in my first few months, and it bought me some time — time that I needed to execute my entry plan and start building the district's strategic plan.

Looking back on my first few months in Charlotte, I learned a lot, and some of it was in the school of hard knocks. I learned that context matters — who's asking the question, where it's being asked, and why are all important factors to consider. The early days were so full and so urgent — and sometimes I forget that there were a lot of bruises in there, too. A lot of the bruises originated with the *Charlotte Observer* and a local "right-wing" paper, which ran a combined 123 editorial cartoons about me in a little over five years — and most of them were not praising me for vision and leadership! This work was hard, and it took a long time, something else I have to tell myself when I think back to the start of my time in Charlotte.

Context matters in another way, too. Charlotte-

Mecklenburg Schools was far from broken when I got there. It was (and still is) nationally recognized for innovation and excellence — in fact, that reputation was part of the reason I was drawn to the job in the first place! I came to work in a district that had a solid foundation. I had a strong team with a lot of accumulated knowledge and experience that was readily shared with me, making my job easier, especially early on when I was finding my way.

One word of advice: Never, ever say negative things about your predecessor. One, it's unprofessional and will make you sound spiteful and petty. Two, you are not in a position to judge because you weren't there when your predecessor was and so you don't know the context for decisions that were made. Your job is not to point the finger of blame at someone who's no longer there. Your job is to figure out what went wrong and fix it, and what went right and keep it.

I've also realized that all educational leaders need to acknowledge that being an educator is harder today than it's ever been. Not all leaders have had current experience in a classroom, and a lot has changed in the last 20 or 30 years — or even in the last 10.

I'm very cautious — wary, even — when I hear people talk about the good ol' days. When someone starts talking about how it used to be better back then, I find myself remembering a photograph of the integration of a school in Little Rock, Ark., that showed a young black child watching as a white mob paraded to a school to keep black students out. I want to ask those who are looking back, "Those days were good for whom?" ■

Board & Administrator

FOR SCHOOL BOARD MEMBERS

September 2019 Vol. 33, No. 5

Editor: Jeff Stratton

Developing an entry plan: Part 2

By Dr. Peter Gorman

My first day on the job as superintendent of Charlotte-Mecklenburg Schools was July 1, which gave me three solid months after accepting the offer in April. It is important to get started in a new role, so I took advantage of the time difference between California and North Carolina: From 5 a.m. to 8 a.m. in California, I could make phone calls to Charlotte, N.C., three hours ahead, without affecting my work in Tustin, Calif. However, I never let Charlotte responsibilities impact finishing my duties in California. It was important to me that I leave in a graceful way and that means working hard up through my last day on the job. Most of that three-hour period each day was spent on the phone with Board of Education members, district staff, other government officials, business leaders, and community members I'd be working with in July.

I had the senior staff in Charlotte prepare briefing documents for me that included resumes, organizational charts, job descriptions, recent evaluations, areas of pride and concern, key performance indicators, and any other available metrics to measure performance.

Before I arrived, I had chosen an indefatigable assistant to closely assist me. I also developed a close relationship with the chief communications officer. They became the backbone of the district's communications efforts that are integral to a superintendent's entry. My assistant and the chief communications officer had worked in CMS for many years and were able to fill me in on a lot of vital context. Building these early relationships was invaluable!

Working with them and others, we created an

entry plan that set an overall objective to listen, learn, and lead. The purpose of the entry plan was to establish a set of activities that would guide my transition to the superintendent role of the Charlotte-Mecklenburg Schools. The activities were designed to enable me to gather information quickly about the community and the organization; to establish a strong community presence early on; to assess the organization's strengths and weaknesses; to identify critical issues; and to create a network of contacts and resources.

The plan had three distinct phases.

Phase I was pre-entry, and it covered the period from April to June 30.

Phase II was entry, and it covered the period from July 1 to Sept. 30.

Phase III was development of an action plan, and it began on Oct. 1 and concluded on Nov. 30.

Looking back, I think the meetings were important, but a good number of them benefited the people I met with more than they benefited me or the district. Those meetings involved people who had a long-standing grudge or issue with CMS, a pitch for a program or idea, or concerns about individual children. The meetings were necessary because they allowed me to meet a lot of the stakeholders, but in terms of distilling districtwide issues, not all were effective.

Throughout the entry plan, I kept the Board of Education informed with periodic updates about what I was hearing and whom I was meeting. A formal report was provided to board members at the conclusion of each phase. Once in Charlotte, I also led the district simultaneously with executing my entry plan. ■



Elementary Principal’s Update

1. BCES Enrollment Numbers:

- a. Pre-School: 76 (AM 3 year olds/ PM 4 year olds)
- b. Kindergarten: 30
- c. 1st Grade: 47
- d. 2nd Grade: 35
- e. 3rd Grade: 33
- f. 4th Grade: 51
- g. 5th Grade: 38
- h. Total Enrollment : 309 (304 18-19), (294 17-18)
 - i. Updated on 9-9-19

2. Assessment Update:

- a. **DIBELS Testing** was finished up a couple of weeks ago. Thank you to Sarah, Angie and Amber for completing the testing for all of our K-5 students. The testing was done electronically this year. Results below are the composite scores for each grade level from the testing. *Blue=Above Level, Green= On Level, Yellow= Below Grade Level, Red= Well Below Grade Level.* This data can be seen for each student. Students are placed in their reading groups based on this data and other data collected the 1st couple of weeks. Overall this looks very good, but I am very excited to look at this again in December and May.

School	Well Below Be...	Below Benchm...	Benchmark	Above Bench...	Total Students
Boone Central Schools					
	Reference Point: District				
	33 (14%)	48 (21%)	51 (22%)	100 (43%)	232
Boone Elementary School	33 (14%)	48 (21%)	51 (22%)	100 (43%)	232



3. Classroom Updates:



- a. Second grade worked in groups to create their own communities this past few weeks. They did a great job of working together!

Even	Odd
42	71
58	97 15 19
66	30
34	83

b. Mrs. Ritterbush's class used iPads to sort their odd & even numbers. These were also shared with their parents using SeeSaw.

4. Nebraska Reading Act

- Educational Law in Effect Beginning 2019-2020
- Comprehensive Approach to Improve Early Literacy Skill in K-3 Students
- Emphasizes Strong Reading Instruction & Individual Supports for Those That Struggle
- Values Fidelity Targeted Interventions to Bring Students to Grade-Level Proficiency
- Parent Communication Documentation Support for Their Child- Individualized Reading Improvement Plan (IRIP)
- We have been doing these steps the past couple of years. However, this does give us more guidance on certain protocols.
 - We are just starting to look through results to see which students will need IRIP's. The initial results look really good!
- I have attached the documentation that Sarah Bird has created to track these students' progress.

Upcoming Dates:

- College Day- Wednesday, September 11, 2019
- Parent/Teacher Conferences- Wednesday, September 25th, 2019
 - No School-Conferences 1:00-8:00 PM
- Elementary Rockin' Rally- Friday, September 27th @ 2:45 pm



BCMS Board Report August 12, 2019

Middle School Update

- ★ Wrapping up Fall MAP testing. See District Assessment Update for details.
- ★ August Assembly to recognize positive behaviors, & establish Homeroom families. We will meet on the last Friday of each month to do a Homeroom challenge, recognize positive behaviors, and set goals for our school. These types of activities are important in keeping with a middle school philosophy of teaming & teamwork.
- ★ MS Sports begin this week.
 - CC- 9/6 BC Invitational (H) @ 5:45
 - VB- Tuesday (H) vs. Battle Creek @ 4:30
 - FB- Thursday (H) vs. Norfolk Catholic @ 4:30
 - VB- Thursday (A) vs. O'Neill @ 4:30
 - Friday 9/20 is Middle School Appreciation Night at the Varsity FB game.
- ★ Power of ICU is up and running. Goal is to communicate uncompleted work and get it finished! So far the MS has recovered 84 missing assignments.
- ★ Fire Drills are now done a little differently... When the alarm sounds, everyone immediately shelters in place & awaits further instruction. Once I confirm it is a drill I give the direction to evacuate the building. We still are able to be out of the building in under three minutes. Purpose of doing it this way is due to statistics that point out students are more likely to be injured by a “bad guy” who pulls the alarm, than they are by an actual fire. I will be participating in a district wide fire alarm communication drill on 9/18.
- ★ Parent-Teacher Conferences on 9/25 (1:00 - 8:00). I anticipate doing student led conferences as they were done last year.

Curriculum & District Assessment Update

- ★ One of my roles in serving the district is to support instruction by ordering and monitoring curriculum, on-line accessibility, student skill deficiency intervention supports, and other curricular needs. I am in the process of learning and examining the wide variety of intervention supports and curricular needs that we have as a district. My goal is to familiarize myself with what we have purchased, look for efficiencies, and use student data to drive decision making with future requests.
- ★ I will be attending several training to better serve in the role of District Assessment Coordinator. I hope to support data driven decision making with our teachers by providing them timely and useful reports that show how their students are performing on various district assessments (ELPA, DIBELS, MAP, NSCAS, ACT, etc...).
- ★ Our district is nearly finished administering the MAP tests. The reports I'm sharing are not official, but do give an indication of how over 95% of our students did on the fall MAP tests. Individual reports will be given to teachers to share with parents at conferences.
 - [MAP Fall 2019 Grade Reports](#)
 - [Norming Charts \(RIT scores from across the country\)](#)
 - [Sample Family Report \(Similar to what we will use at conferences\)](#)
- ★

9-12 High School Board Report - Erik Kravig

September 9, 2019 - 7:30 pm - Petersburg

Schedule



2019-2020 BOONE CENTRAL HIGH SCHOOL

Mr. Erik Kravig, Principal

Teacher Room #	0 6:30 – 7:45	1st 8:03 – 8:50	2nd 8:53 – 9:40	3rd 9:43 – 10:30 HR 10:33 – 10:49	4th 10:52–11:39	Lunch 11:39-12:09 5th 11:42-12:30	5th 12:30-1:00 Lunch 12:12-1:00	6th 1:03-1:50	7th 1:53-2:40	8th 2:43-3:30
Banzhaf, Stephanie 154		Spanish IV	Spanish I	PLAN	Spanish II	LUNCH	Spanish I	Spanish III	Spanish I	Spanish II
Bird, Sarah 180		Instructional Coach				LUNCH	Economics	Instructional Coach		
Coakes, Robert 185		Physical Science	PLAN	Chemistry	Physics	Chemistry	LUNCH	Physical Science	General Science	Physical Science
Eickhoff, Erin Pathways		Pathways				TRAVEL	Petersburg			
Gaunt, Chelsea 186		Biology	Biology	PLAN	CentraCard	LUNCH	Life Science	Biology	Study Hall	Applied Science
Grape, Jennifer Pathways, 147		PATHWAYS	Speech	Pathways	Pathways	LUNCH	SPEECH	Pathways	PLAN	Study Hall/ pathways
		Speech	Pathways				Speech			
Groth, Lisa 171		Relationships	Study Hall	Intro to Health Science	Intro to Human Services	PLAN	LUNCH	Parenting Decisions	Culinary Skills I	Comm. & Career Leadership
		Child Development		Adv. Health Science	Health Sciences III	Foods, Nutr. & Wellness		PLAN	Culinary Skills II	Human Development
Harris, Justin Gym, 180		PE – Gym Health - 180	PLAN	PE – Gym Health – 180	PE – Gym Health – 180	LUNCH DUTY	LUNCH	Wellness	Wellness	Lifetime Sports
Hitchler, Abby 157		Agribusiness	Animal Biology	Plant Science	PLAN	Floriculture	LUNCH	Study Hall	Intro to Ag	Intro to Ag
		AG SALES	Large Animal Management	Agronomic Science		Nursery & Landscape				
Hrabik, Jeffrey 145		Algebra	Applied Geometry	Pre-Calculus	PLAN	LUNCH	Applied Algebra	PreAlgebra	Algebra	Pre-Calculus
Korte, Trevor 158		Electricity & Electronics	Principles of Construction	Intro to Construction	Welding	Career Readiness	LUNCH	Manufacturing	Intro to Construction	PLAN
		CAD	Advanced Construction		Metals & Fabrication			Advanced Manufacturing		
Neuhaus, Morgan 176		Ceramics/ Adv. Ceramics	Art II	Art I	Ceramics/ Adv. Ceramics	LUNCH	LUNCH DUTY	Elementary		
		Ceramics/ Adv. Ceramics			Ceramics/ Adv. Ceramics					
Olson, Cassie 150		Soph. English	English 9	American History	American History	Creative Writing I	LUNCH	English 9	Freshman English	PLAN
						Creative Writing II				

Paulson, Whitney	190		5 th Grade Band	Band	Study Hall	LUNCH	Travel	Petersburg			
Pestel, Kris	172		Study hall	Life Skills	Life Skills	PLAN	Math 12	LUNCH	Math 10	Study hall	Study hall
Spence, Rachelle	165		St. Michaels	Study hall	St. Michaels	Reading 11	Study hall	LUNCH	Study hall	Study hall	Study hall
Sup, Joel	192		Intro to Business	Entrepreneurship	Digital Media I	Accounting I/ Accounting II	LUNCH	Digital Media I	Web design	PLAN	Digital Media I
			Info Tech Applications		PLAN			Digital Design II	Programming	Digital Design II	Digital Design II
Thompson, Amy HS Library			Study Hall HS Library	Library		Study Hall HS Library	Library	LUNCH	Travel	Petersburg	
Tisthammer, Mark	157	Welding I	7:30 – 8:50 Adv. Welding III								
		Welding II									
Vandenberg, Nolan	149		PLAN	English 12	English 10	Senior English	English 11	LUNCH	English 11	English 10	English 12
Webster, Lynne	Office		School Counseling					LUNCH	School Counseling		
Wilson, Katie	183		Anatomy & Physiology	PLAN	Plant Science	Adv. Biology	Study Hall Room 183	LUNCH	Greenhouse	Adv. Biology	Elementary Science
		Agronomic Science									
Wright, Michelle	190		Petersburg								Chorus
Zoucha, Dan	146		Cultural Geography	World Geography	Civics	Cultural Geography	Government	LUNCH	Government	Cultural Geography	PLAN
Zwiener, Jeanette	143		Algebra II	Algebra II	Calculus	Algebra II	LUNCH	PLAN	Geometry	College Algebra	Geometry
Advisory Schedule	6:30 – 7:45	8:03 - 8:50	8:53-9:40	9:43-10:30	Homeroom 10:33 -10:49	11:42-12:30	12:12 – 1:00	1:03-1:36	Advisory 1:39 – 2:18	2:57- 3:30	
					10:52 - 11:39				2:21 – 2:54		
PLC Schedule (Wednesdays)	Welding 7:00 – 8:30 8:15 – 9:45	9:10 – 9:45	9:48 – 10:23	10:26 – 11:01	11:04 – 11:39	11:42 – 12:30	12:12 – 1:00	1:03 – 1:42	Activity Period 1:45 – 2:05	2:50 – 3:30	
									2:08 – 2:47		
10:03 Start	No 0 Period	10:03-10:33	10:36-11:06	11:09-11:39	1:03 – 1:37	11:42-12:30	12:12-1:00	1:40-2:14	2:17-2:52	2:55-3:30	
11:50 Dismissal	6:30 – 7:45	8:03-8:28	8:31 - 8:59	9:02-9:27	9:30 –9:55	9:58 - 10:23		10:26 - 10:51	10:54 -11:19	11:22 - 11:50	

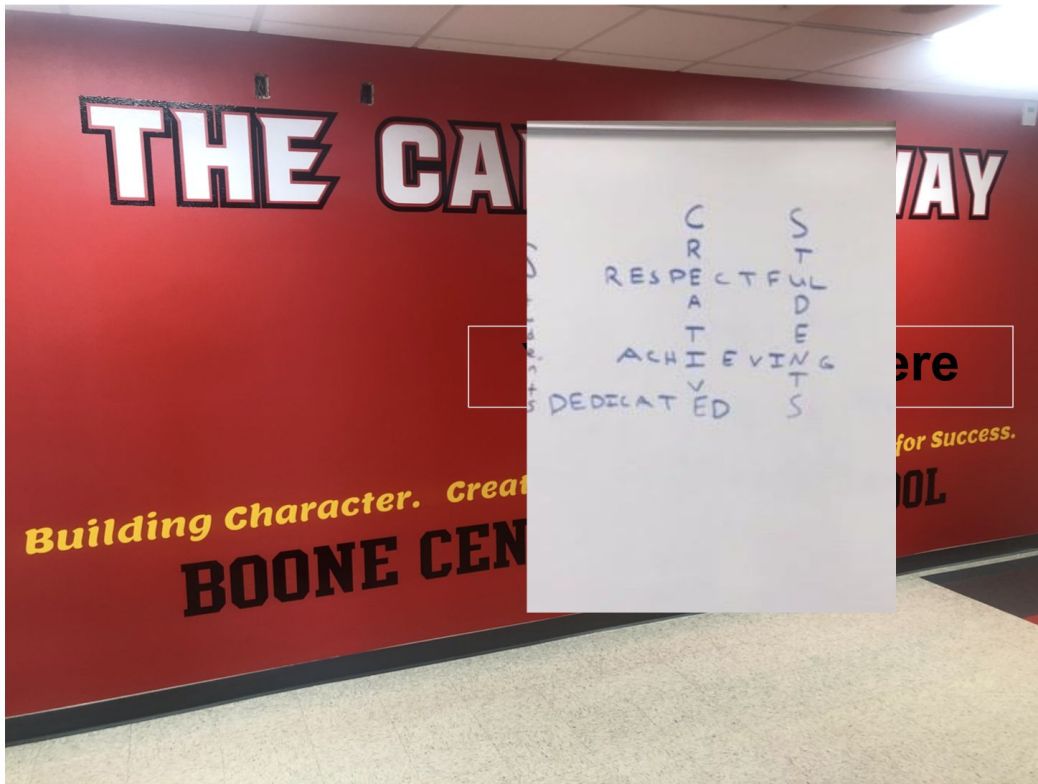
Updated 8/14/19

The Cardinal Way

Gaunt



Harris



Olson





Banzhaf

1. Cardinal surrounded by all the activities that we offer
2. Mural of activities
3. They liked the Cardinals acronym but with the BCS at the bottom, thinks it would be too much
4. Take the chosen words and turn them into art somehow
5. Outline of a cardinal. The lines would be the different activities that we offer. Also adding in the character traits in bigger fonts or different colors. Kind of like what Ms. Olson does with her freshman. Make a picture out of words.

Vandenberg

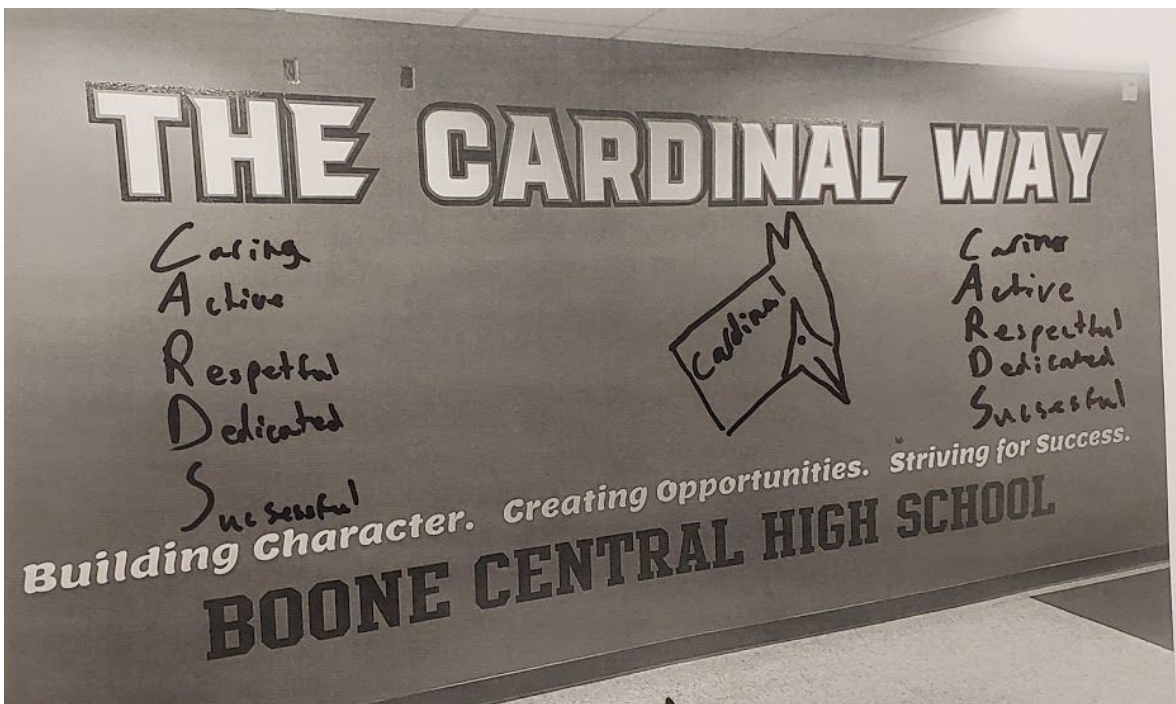


Hitchler

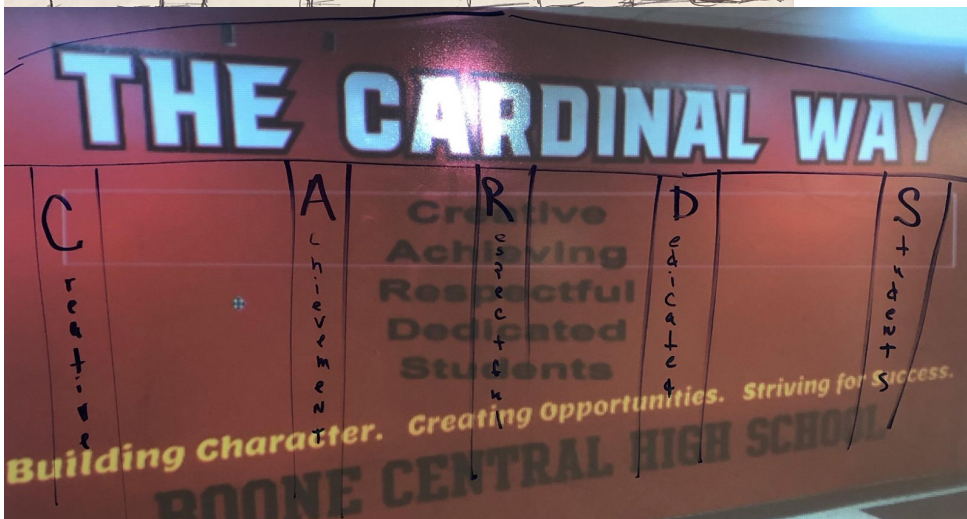
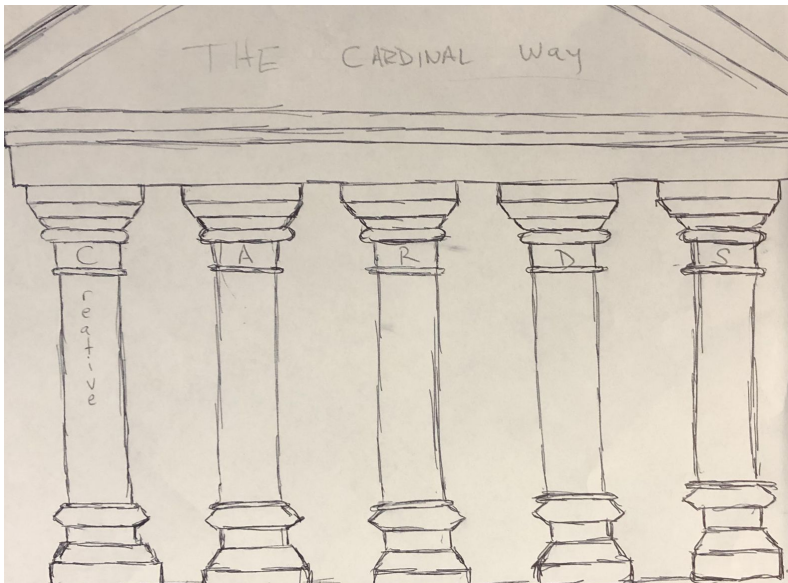
This is just a rough idea. The words can change - more, less, different. But it gives an idea - using the Cardinal shape and incorporating the words everyone came up with.



WINNER!



Sup





CARDS
ACEEP
RASDE
IDPIC
NEECI
GMCAA
IFTL
CUE
LD

C Caring
A Athletic
R responsibility
D development
S Special



Creative
Achieving
Respectful
Dedicated
Students
!



2019/20 BUDGET AUTHORITY AND ALLOWABLE RESERVE PERCENTAGE CERTIFICATION

COUNTY: BOONE
COUNTY-DISTRICT NUMBER: 06-0001-000
DISTRICT NAME: BOONE CENTRAL SCHOOLS

Certified Budget Authority	\$8,404,385	Budget Based
Allowable Reserve Percentage	35 %	
Access to Prior Year's Unused Budget Authority	\$0	

Certified Budget Authority:

Certified Budget Authority is calculated three ways. The greater of the Budget Based Calculation, the Student Growth Adjustment Calculation, or the Formula Needs Calculation becomes a district's Certified Budget Authority.

Budget Based Calculation: $((GFBE - SGF - SPED - GFLE) \times 1.02)$

Student Growth Adjustment Calculation: $((GFBE - SGF - SPED - GFLE) + (SGA +/- SGACORR))$

Formula Needs Calculation: $((FN \times 1.10) - (SPED \times 1.02))$

		Data Source
GFBE	2018/19 General Fund Budget	2018/19 LC-2 Line B-100
SGF	2018/19 Special Grant Funds	2018/19 LC-2 Line B-110
SPED	2018/19 Special Education Budget	2018/19 LC-2 Line B-120
GFLE	2018/19 General Fund Lid Exclusions (Schedule A)	2018/19 LC-2 Line B-130
SGA	2019/20 Student Growth Adjustment	2019/20 State Aid
SGACORR	2019/20 Student Growth Correction	2019/20 State Aid
FN	2019/20 Formula Needs	2019/20 State Aid

2019/20 Basic Allowable Growth Rate (BAGR) is 2%.

Access to Prior Year's Unused Budget Authority:

This amount is equal to the lesser of 2% of 2018/19 adjusted expenditures (2% of LC-2 Line B-140) or 2018/19 Total Unused Budget Authority (LC-2 Line B-175) *if the district has Unused Budget Authority available.*

Please Note: *To access this additional budget growth, the amount must be manually entered on Line A-355 of the 2019/20 LC-2.*

For further clarification of Certified Budget Authority, see the Budget Text available at the link listed below. Any questions about this information or how it is to be used in meeting the budgeting requirements of state law can also be directed to School Finance at the Nebraska Department of Education, 301 Centennial Mall South, Box 94987, Lincoln, NE 68509-4987, or by calling (402)471-2248 or (402)471-0526.

NOTICE OF BUDGET HEARING AND BUDGET SUMMARY

Boone Central School District (06-0001) in Boone County, Nebraska

PUBLIC NOTICE is hereby given, in compliance with the provisions of State Statute Sections 13-501 to 13-513, that the governing body will meet on the 9th day of September, 2019 at 7:10 o'clock, P.M., at Boone Central Middle School Library for the purpose of hearing support, opposition, criticism, suggestions or observations of taxpayers relating to the following proposed budget and to consider amendments relative thereto. The budget detail is available at the office of the Clerk/Secretary during regular business hours.

FUNDS	Actual Disbursements & Transfers	Actual/Estimated Disbursements & Transfers	Budgeted Disbursements & Transfers	Necessary Cash Reserve (4)	Total Available Resources Before Property Taxes (5)	Total Personal and Real Property Tax Requirement (7)
	2017-2018 (1)	2018-2019 (2)	2019-2020 (3)			
General	\$ 9,288,383.00	\$ 9,551,985.00	\$ 10,475,942.00	\$ 1,700,000.00	\$ 4,828,766.00	\$ 7,421,390.00
Depreciation	\$ 395,273.00	\$ 284,000.00	\$ 1,465,316.00		\$ 1,465,316.00	
Employee Benefit	\$ -	\$ -	\$ -	\$ -	\$ -	
Contingency	\$ -	\$ -	\$ -		\$ -	
Activities	\$ 794,371.00	\$ 632,885.00	\$ 990,000.00	\$ -	\$ 990,000.00	
School Nutrition	\$ 410,534.00	\$ 374,367.00	\$ 430,000.00	\$ -	\$ 430,000.00	
Bond	\$ 883,976.00	\$ 885,000.00	\$ 1,638,208.00	\$ -	\$ 768,208.00	\$ 878,788.00
Special Building	\$ 2,959,339.00	\$ 362,496.00	\$ 4,687,439.00		\$ 4,367,439.00	\$ 323,232.00
Qualified Capital Purpose Undertaking	\$ 66,210.00	\$ -	\$ -	\$ -	\$ -	\$ -
Cooperative	\$ -	\$ -	\$ -	\$ -	\$ -	
Student Fee	\$ -	\$ -	\$ -	\$ -	\$ -	
	\$ -	\$ -	\$ -	\$ -	\$ -	
TOTALS	\$ 14,798,086.00	\$ 12,090,733.00	\$ 19,686,905.00	\$ 1,700,000.00	\$ 12,849,729.00	\$ 8,623,410.00

NEBRASKA DEPARTMENT OF EDUCATION
SCHOOL FINANCE & ORGANIZATION SERVICES
2019/20 STATE AID CERTIFICATION

BOONE CENTRAL SCHOOLS (06-0001-000)

FORMULA STUDENTS CALCULATION

(Fall Membership	x	ADM/FM Ratio)	+	Contracted Out	=	Formula Students
(557	x	1.0017082524)	+	1	=	558.95
KDG Adjustment		(0 students	x .5)		times ADM Factor	=	0.00
Early Childhood (002)		(31 students	x 465.0 hours / 1,032 hours	x .6)		=	8.38
<i>Total Formula Students</i>							567.33

FORMULA NEEDS CALCULATION

Basic Funding	6,861,306.00
Poverty Allowance	0.00
Limited English Proficiency Allowance	0.00
Focus School & Program Allowance	0.00
Summer School Allowance	239.00
Special Receipts Allowance	395,897.00
Transportation Allowance	273,272.00
Elementary Site Allowance	0.00
Distance Education & Telecommunications Allowance	0.00
Averaging Adjustment	0.00
New School Adjustment	0.00
Student Growth Adjustment	0.00
Community Achievement Plan Adjustment	0.00
Limited English Proficiency Allowance Correction	0.00
Student Growth Adjustment Correction	0.00
Poverty Allowance Correction	-59,518.00
Non Qualified LEP Adjustment	0.00
Total Calculated Formula Needs	7,471,196.00
Formula Needs Stabilization	0.00
Total Formula Needs	7,471,196.00

FORMULA RESOURCES CALCULATION

Yield From Local Effort Rate	1,472,951,583 / 100 x 1.0000000000	14,729,516.00
Net Option Funding		313,510.00
Allocated Income Tax Funds		86,934.00
Other Actual Receipts		1,496,257.00
Community Achievement Plan Aid		0.00
Total Formula Resources		16,626,217.00

NEBRASKA DEPARTMENT OF EDUCATION
SCHOOL FINANCE & ORGANIZATION SERVICES
2019/20 STATE AID CERTIFICATION

BOONE CENTRAL SCHOOLS (06-0001-000)

STATE AID CALCULATION

Equalization Aid	0.00
Net Option Funding	313,510.00
Allocated Income Tax Funds	86,934.00
Community Achievement Plan Aid	0.00
Total State Aid Calculated	400,444.00
Prior Year (2018/19) State Aid Correction	1,326.00
Total State Aid	401,770.00
Carryover Adjustment from years prior to 2018/19	0.00
