

Regular Board of Education Meeting

Monday, May 13, 2019 7:30 PM

Boone Central High School Library
605 South 6th St.
Albion, NE 68620

Karrie Fogleman: Present

Justin Frey: Present

Ed Knott: Present

Kathleen Rolf: Present

Tim Stopak: Present

Darren Wright: Absent

1. Open the Meeting - Call to Order
2. Approval of Absent Board Members if Necessary

Motion to approve the absence of Board Member Darren Wright for personal reasons. This motion, made by Justin Frey and seconded by Ed Knott, Passed.

Karrie Fogleman: Yea, Justin Frey: Yea, Ed Knott: Yea, Kathleen Rolf: Yea, Tim Stopak: Yea

Yea: 5, Nay: 0

3. Welcome Guests

4. Consent Agenda

Motion to approve the Consent Agenda and the bills, and to authorize the Board President and Treasurer to sign and validate all the checks as presented. This motion, made by Ed Knott and seconded by Justin Frey, Passed.

Karrie Fogleman: Yea, Justin Frey: Yea, Ed Knott: Yea, Kathleen Rolf: Yea, Tim Stopak: Yea

Yea: 5, Nay: 0

1. Previous Meeting Minutes

2. Bill Roster and Financial Reports

5. Board Committee Reports

Negotiations committee has been working on the non-certified staff salaries. A final recommendation will be ready for consideration at the June regular board of education meeting.

1. Boone Central Middle School Feasibility Study Update

The Facility Committee and Mrs. Hardwick met with Dr. Goss and Mr. Steve Wolf to review the a draft of the feasibility study. Additional information was requested. The Feasibility Study will be presented once it is finalized.

2. Athletic Cooperative Agreement

Following cooperative committee meetings held this spring Boone Central presented an amended agreement for the current term and a revised, non-negotiable agreement that pertained to the next two-year term beginning August 2020 and running through July 2022. The amended agreement and the new agreement both contained the same information which included changing the name of the cooperative program and teams to "Boone Central", and all new or replacement team uniforms shall reflect the name "Boone Central" or "Cardinals. Additions to both agreements noted that the Boone Central Athletic Director will serve as the Cooperative Athletic Director, and details pertaining to the shared responsibility of providing athletic trainer services.

6. Administrative Reports

1. Elementary Principal

Mr. Theis reviewed end-of-the year activities and programs taking place at the elementary and presented NWEA MAP assessment data for K-5th grade students.

2. Middle School Principal

Mr. Schutt reviewed end-of-the year activities and programs taking place at the middle school and updated the board on assessment information. Curriculum for high school science and middle school guidance were reviewed and discussed.

3. High School Principal

Mr. Kravig reviewed end-of-the year activities and programs taking place at the high school and presented NWEA MAP assessment achievement and growth data for 9th -12th students.

4. Activities Director

2019/20 coaching changes noted were Justin Harris and Stacy Petersen - Cross Country, Jeff Hrabik - Head Softball, Braxton Staack - Asst. Wrestling, Trever Korte - Asst. Boys Basketball, Arnie Johnson - Head Jr. High Football, Kyra Johnston - Cheer Sponsor.

1. Coaching and Sponsor Assignments for 2019-20

5. Superintendent

EMC Insurance Claim for damages to the Art Room due to fire sprinkler line burst in

January was finalized and closed. Total damages of \$18,412 were completely covered by insurance and Sampson Construction.

7. Public Comment

8. Action Items

1. Resignation Request - Mr. Sam McCormick, Mrs. Katie Stone

Motion to approve resignations requests from Mr. Sam McCormick and Mrs. Katie Stone effective at the end of the 18/19 school year. This motion, made by Karrie Fogleman and seconded by Ed Knott, Passed.

Karrie Fogleman: Yea, Justin Frey: Yea, Ed Knott: Yea, Kathleen Rolf: Yea, Tim Stopak: Yea

Yea: 5, Nay: 0

2. Teacher Contract - Ms. Emma Grape, Mr. Trevor Korte, Mrs. Alexa Kneivel

Motion to approve teaching contracts for Mr. Trevor Korte, Ms. Emma Grape, and Mrs. Alexa Kneivel for the 19/20 school year as presented. This motion, made by Kathleen Rolf and seconded by Karrie Fogleman, Passed.

Karrie Fogleman: Yea, Justin Frey: Yea, Ed Knott: Yea, Kathleen Rolf: Yea, Tim Stopak: Yea

Yea: 5, Nay: 0

3. Speech Language Pathologist Contract

Motion to approve Speech Language Pathologist contract for Ms. Aimee Adams for the 19/20 school year as presented. This motion, made by Kathleen Rolf and seconded by Ed Knott, Passed.

Karrie Fogleman: Yea, Justin Frey: Yea, Ed Knott: Yea, Kathleen Rolf: Yea, Tim Stopak: Yea

Yea: 5, Nay: 0

4. Superintendent Authorization to Administrate and Receive all State and Federal Funds

Motion to authorize Superintendent Hardwick to Administrate and Receive all State and Federal Funds. This motion, made by Justin Frey and seconded by Ed Knott, Passed.

Karrie Fogleman: Yea, Justin Frey: Yea, Ed Knott: Yea, Kathleen Rolf: Yea, Tim Stopak: Yea

Yea: 5, Nay: 0

5. Superintendent as Purchasing Agent for the District

Motion to approve Superintendent Hardwick as Purchasing Agent for the District. This motion, made by Ed Knott and seconded by Karrie Fogleman, Passed.

Karrie Fogleman: Yea, Justin Frey: Yea, Ed Knott: Yea, Kathleen Rolf: Yea, Tim Stopak: Yea

Yea: 5, Nay: 0

6. Superintendent Contract and Salary

Motion to approve superintendent contract and salary as presented for the 2019/20 school year. This motion, made by Ed Knott and seconded by Justin Frey, Passed.

Karrie Fogleman: Yea, Justin Frey: Yea, Ed Knott: Yea, Kathleen Rolf: Yea, Tim Stopak: Yea

Yea: 5, Nay: 0

Two year contract beginning July 1, 2019 through June 30, 2021 including salary of \$140,500 for the 2019/20 school year. No other changes were made to the superintendent contract.

7. High School Science Curriculum

Motion to approve purchase of Science curriculum for high school Chemistry, Physics, Biology, and Anatomy/Physiology as presented. This motion, made by Ed Knott and seconded by Kathleen Rolf, Passed.

Karrie Fogleman: Yea, Justin Frey: Yea, Ed Knott: Yea, Kathleen Rolf: Yea, Tim Stopak: Yea

Yea: 5, Nay: 0

8. Director of Curriculum, Assessment and Instruction Contract

Motion to approve Director of Curriculum, Assessment and Instruction Contract as presented. This motion, made by Kathleen Rolf and seconded by Ed Knott, Passed.

Karrie Fogleman: Yea, Justin Frey: Yea, Ed Knott: Yea, Kathleen Rolf: Yea, Tim Stopak: Yea

Yea: 5, Nay: 0

9. Middle School Guidance Counseling Curriculum

Motion to approve 5 year agreement for purchase of Second Step Middle School Guidance Curriculum. This motion, made by Karrie Fogleman and seconded by Kathleen Rolf, Passed.

Karrie Fogleman: Yea, Justin Frey: Yea, Ed Knott: Yea, Kathleen Rolf: Yea, Tim Stopak: Yea

Yea: 5, Nay: 0

10. 2019-20 Non-Certified Staff Wages

Motion to table 2019-20 non-certified wages until June regular board of education meeting. This motion, made by Ed Knott and seconded by Kathleen Rolf, Passed.

Karrie Fogleman: Yea, Justin Frey: Yea, Ed Knott: Yea, Kathleen Rolf: Yea, Tim Stopak: Yea

Yea: 5, Nay: 0

9. Next Meeting Date

Regular Board of Education Meeting Monday, June 10, 2019 @ 7:30 p.m. at Petersburg Middle School.

10. Questions by the Media

11. Adjournment

Meeting adjourned at 8:36 p.m.

Chairperson

Superintendent

Regular Board of Education Meeting

Monday, April 8, 2019 7:30 PM

Boone Central High School Library

605 South 6th St.

Albion, NE 68620

Karrie Fogleman: Present

Justin Frey: Present

Ed Knott: Absent

Kathleen Rolf: Present

Tim Stopak: Present

Darren Wright: Present

1. Open the Meeting - Call to Order

Motion to approve the meeting open and properly posted by advance notice at 7:39. This motion, made by Darren Wright and seconded by Karrie Fogleman, Passed.

Karrie Fogleman: Yea, Justin Frey: Yea, Kathleen Rolf: Yea, Tim Stopak: Yea, Darren Wright: Yea

Yea: 5, Nay: 0

2. Approval of Absent Board Members if Necessary

Motion to approve the absence of Board Member Ed Knott for work-related reasons. This motion, made by Justin Frey and seconded by Darren Wright, Passed.

Karrie Fogleman: Yea, Justin Frey: Yea, Kathleen Rolf: Yea, Tim Stopak: Yea, Darren Wright: Yea

Yea: 5, Nay: 0

3. Welcome Guests

3.1. Teammates

Teammates director, Mrs. Sarah Bird, gave an overview and update on the Boone Central Teammates program. Over the past 5 years the mentoring program has grown from 15 mentors to 39, with an average number of 24 mentoring visits each during the school year.

4. Consent Agenda

Motion to approve the Consent Agenda and the bills, and to authorize the Board President and Treasurer to sign and validate all the checks as presented. This motion, made by Justin Frey and seconded by Karrie Fogleman, Passed.

Karrie Fogleman: Yea, Justin Frey: Yea, Ed Knott: Yea, Kathleen Rolf: Yea, Tim Stopak: Yea, Darren Wright: Yea

Yea: 6, Nay: 0

4.1. Meeting Agenda and Previous Meeting Minutes

4.2. Bill Roster and Financial Reports

5. Board Committee Reports

Board President Tim Stopak noted that the Middle School feasibility study is moving forward. Once the study is complete the primary information will be drafted into an executive summary and a public information plan will be developed based on recommendations of the study. The Athletic Cooperative committee members met with Newman Grove committee members on April 1st; agenda included discussion on the agreement terms, cooperative name, activities included in the agreement, updating of uniforms, location for activities, and addition of athletic trainer terms to the agreement. Mr. Stopak recognized Jerry Thieman's retirement request and noted his 44 years of service to the school district.

6. Administrative Reports

6.1. Elementary Principal

Mr. Theis noted that author, Stacy Kreycik Miller, was a guest in the elementary on March 22nd. State assessments are scheduled to begin April 9th.

6.2. Middle School Principal

Mr. Schutt noted that the high school science curriculum will need to be replaced within the next year due to the updated state standards. The MS speech team will participate in their final meet of the year on April 12th. 8th grade orientation is scheduled for May 4th.

6.3. High School Principal

Mr. Kravig recognized the 35 students who had perfect attendance for the third quarter. Boone Central has an average daily attendance rate of 95.9%. An overview of the drug testing program adopted at the beginning of the 18/19 school year was given to the board. Students who participated in the NECC Academic Contest/Conference Quiz Bowl were recognized for their achievement; the 9th grade quiz bowl team placed 2nd at the Mid-Conference quiz bowl event.

6.4. Activities Director

6.5. Superintendent

Superintendent Hardwick noted the upcoming Safety and Security Active Shooter Tabletop exercise that will take place on April 25th. Two grant funding sources will be used toward trainings focused on assessments, school improvement, and educator effectiveness. \$26,000

in ESSA grant funding has and will continue to be used on professional development, teacher collaboration, data analysis, and strategic planning. \$17,900 in Educator Effectiveness grant funding will be used toward revising the teacher and principal evaluation model; the Educator Effectiveness team will focus on the development and adoption of a new teacher and principal evaluation tool aligned to our Marzano instruction model. The focus will be on the establishment of a rigorous system that will support a relentless focus on student results with leading indicators, and will empower teachers with the tools and resources necessary to grow their practice. The Marzano-focused teacher and principal evaluation model will be aligned to the Nebraska Performance Framework and will assist in accuracy, actionable feedback, and growth.

7. Public Comment

8. Action Items

8.1. Teacher Resignation - Alexandra Stahlecker, Gina Imus

Motion to approve resignation request from Ms. Alexandra Stahlecker and Mrs. Gina Imus effective at the end of the 18-19 school year. This motion, made by Darren Wright and seconded by Karrie Fogleman, Passed.

Karrie Fogleman: Yea, Justin Frey: Yea, Kathleen Rolf: Yea, Tim Stopak: Yea, Darren Wright: Yea

Yea: 5, Nay: 0

8.2. Job Description Adoption - Special Education Director, School Psychologist, Activities Director, Curriculum, Instruction and Assessment Director, Administrator (Master), Special Education (Master)

Motion to adopt Activities Director, School Psychologist, Special Education Director, Special Education Master, Curriculum/Instruction/Assessment Director, and Administrator Master job descriptions as presented. This motion, made by Darren Wright and seconded by Kathleen Rolf, Passed.

Karrie Fogleman: Yea, Justin Frey: Yea, Kathleen Rolf: Yea, Tim Stopak: Yea, Darren Wright: Yea

Yea: 5, Nay: 0

8.3. Elementary Principal Contract - Mr. Craig Theis

Motion to approve elementary principal contract for Mr. Craig Theis as presented. This motion, made by Kathleen Rolf and seconded by Darren Wright, Passed.

Karrie Fogleman: Yea, Justin Frey: Yea, Kathleen Rolf: Yea, Tim Stopak: Yea, Darren Wright: Yea

Yea: 5, Nay: 0

8.4. High School Principal Contract - Mr. Erik Kravig

Motion to approve high school principal contract for Mr. Erik Kravig as presented. This motion, made by Karrie Fogleman and seconded by Kathleen Rolf, Passed.

Karrie Fogleman: Yea, Justin Frey: Yea, Kathleen Rolf: Yea, Tim Stopak: Yea, Darren Wright:
Yea
Yea: 5, Nay: 0

8.5. Activities Director Contract - Mr. Jon Perone

Motion to approve Activities Director contract for Mr. Jon Perone as presented. This motion, made by Darren Wright and seconded by Karrie Fogleman, Passed.

Karrie Fogleman: Yea, Justin Frey: Yea, Kathleen Rolf: Yea, Tim Stopak: Yea, Darren Wright:
Yea
Yea: 5, Nay: 0

8.6 Curriculum, Instruction and Assessment Director Contract - Mrs. Sarah Bird

Motion was made and seconded to table item due to insufficient notice of its inclusion on the agenda. This motion, made by Darren Wright and seconded by Karrie Fogleman, Passed.

Karrie Fogleman: Yea, Justin Frey: Yea, Kathleen Rolf: Yea, Tim Stopak: Yea, Darren Wright:
Yea
Yea: 5, Nay: 0

8.7. Special Education Director/School Psychologist Contract - Mr. Mark Hudson

Motion to approve Special Education Director/School Psychologist contract for Mr. Mark Hudson as presented. This motion, made by Justin Frey and seconded by Darren Wright, Passed.

Karrie Fogleman: Yea, Justin Frey: Yea, Kathleen Rolf: Yea, Tim Stopak: Yea, Darren Wright:
Yea
Yea: 5, Nay: 0

8.8. 2019-20 Teaching Contracts

Motion to approve 2019-20 Certificated Staff Contracts as presented. This motion, made by Kathleen Rolf and seconded by Karrie Fogleman, Passed.

Karrie Fogleman: Yea, Justin Frey: Yea, Kathleen Rolf: Yea, Tim Stopak: Yea, Darren Wright:
Yea
Yea: 5, Nay: 0

All positions for 2019-20 school year have been filled with the exception of High School English, Speech Language Pathologist, and High School Industrial Technology.

8.9. Gym Floor Refinishing

Motion to approve proposal from Court Floors to refinish the new gym and performing arts gym floors, and to completely sand down and refinish multipurpose gym floor as presented. This motion, made by Darren Wright and seconded by Kathleen Rolf, Passed.

Karrie Fogleman: Yea, Justin Frey: Yea, Kathleen Rolf: Yea, Tim Stopak: Yea, Darren Wright:
Yea

Yea: 5, Nay: 0

9. Next Meeting Date

Next Board Meeting will be Monday, May 13, 2019 @ 7:30 p.m. at Boone Central High School Library.

10. Questions by the Media

11. Closed Session

Motion to enter into closed session for the purpose of negotiations at 8:50 p.m. This motion, made by Darren Wright and seconded by Karrie Fogleman, Passed.

Karrie Fogleman: Yea, Justin Frey: Yea, Kathleen Rolf: Yea, Tim Stopak: Yea, Darren Wright: Yea

Yea: 5, Nay: 0

Motion to re-enter regular session at 9:15 p.m. This motion, made by Tim Stopak and seconded by Darren Wright, Passed.

Karrie Fogleman: Yea, Justin Frey: Yea, Kathleen Rolf: Yea, Tim Stopak: Yea, Darren Wright: Yea

Yea: 5, Nay: 0

12. Adjournment

The meeting adjourned at 9:15 p.m.

Chairperson

Superintendent

Fund: 05 ACTIVITIES FUND

<u>Chart of Account Number</u>	<u>Chart of Account Description</u>	<u>Beginning Balance</u>	<u>Expenses</u>	<u>Revenues</u>	<u>Balance Change</u>	<u>Balance</u>
05 704 0094	FUND BALANCE	0.00	0.00	515.00	0.00	515.00
05 704 0095	ELEM PTO	290.00	149.00	0.00	0.00	141.00
05 704 0096	ELEM JEANS ON FRIDAY	340.00	0.00	0.00	0.00	340.00
05 704 0097	WRESTLING CLUB	233.23	0.00	0.00	0.00	233.23
05 704 0098	SKILLS USA	2,077.50	885.96	90.00	0.00	1,281.54
05 704 0099	EHA WELLNESS	369.50	0.00	0.00	0.00	369.50
05 704 0101	BC CLUB	2,679.90	0.00	226.63	0.00	2,906.53
05 704 0102	ACADEMIC HONORS	3,326.52	58.00	0.00	0.00	3,268.52
05 704 0103	WRESTLING COACH ACCOUNT	28.36	0.00	0.00	0.00	28.36
05 704 0104	ACTIVITY INTEREST	9,786.72	0.00	514.29	0.00	10,301.01
05 704 0105	ACTIVITY TICKET	14,898.92	0.00	70.00	0.00	14,968.92
05 704 0106	CLASS OF 2014	0.00	0.00	0.00	0.00	0.00
05 704 0107	ADULT EDUC REIMBURSEMENT	0.00	0.00	0.00	0.00	0.00
05 704 0108	AG SHOP	86.62	0.00	0.00	0.00	86.62
05 704 0109	PAPER RECYCLE	0.00	0.00	0.00	0.00	0.00
05 704 0110	SINGING ACROSS NEBRASKA	162.18	0.00	0.00	0.00	162.18
05 704 0111	CONCESSIONS	14,362.43	1,137.61	653.44	0.00	13,878.26
05 704 0112	CLASS OF 2015	0.00	0.00	0.00	0.00	0.00
05 704 0113	ATHLETICS	(15,746.91)	5,714.41	9,728.91	0.00	(11,732.41)
05 704 0114	BAND	3,885.16	220.00	0.00	0.00	3,665.16
05 704 0115	COSTA RICA TRIP	0.00	0.00	0.00	0.00	0.00
05 704 0116	CLOSE UP FUND RAISER	2,818.58	0.00	0.00	0.00	2,818.58
05 704 0117	CARDINAL	0.00	0.00	0.00	0.00	0.00
05 704 0118	CLASS OF 2017	(98.00)	0.00	0.00	0.00	(98.00)
05 704 0119	CHEERLEADERS	2,718.79	0.00	200.00	0.00	2,918.79
05 704 0120	CHORAL CLINIC	4,334.18	0.00	0.00	0.00	4,334.18
05 704 0121	STUDENT CHROMEBOOKS	7,732.30	0.00	50.00	0.00	7,782.30
05 704 0122	ELEMENTARY COMPUTER ACCOUNT	0.00	0.00	0.00	0.00	0.00
05 704 0123	LITTLE DRIBBLERS	0.00	0.00	0.00	0.00	0.00
05 704 0124	CLASS OF 2006	0.00	0.00	0.00	0.00	0.00
05 704 0125	CROSS COUNTRY COACH ACCT	155.34	0.00	0.00	0.00	155.34
05 704 0126	JEANS ON FRIDAY SCHOLARSHIP	330.00	0.00	0.00	0.00	330.00
05 704 0127	COFFEE FUND	385.50	201.86	150.00	0.00	333.64
05 704 0128	ENTREPRENURIAL SHIP	0.00	0.00	0.00	0.00	0.00
05 704 0129	CLASS OF 2011	0.00	0.00	0.00	0.00	0.00
05 704 0130	FBLA	1,507.62	1,880.00	0.00	0.00	(372.38)
05 704 0131	KEY FOB DEPOSIT	10.00	0.00	0.00	0.00	10.00
05 704 0132	FFA	32,042.14	4,425.26	1,070.00	0.00	28,686.88

Fund: 05 ACTIVITIES FUND

<u>Chart of Account Number</u>	<u>Chart of Account Description</u>	<u>Beginning Balance</u>	<u>Expenses</u>	<u>Revenues</u>	<u>Balance Change</u>	<u>Balance</u>
05 704 0133	FCCLA	(4,176.03)	834.00	58.00	0.00	(4,952.03)
05 704 0134	JEFF BUSSEY MEMORIAL	535.00	0.00	0.00	0.00	535.00
05 704 0135	CLASS OF 2021	1,375.00	0.00	1,020.00	0.00	2,395.00
05 704 0136	HONOR SOCIETY	1,258.82	56.00	0.00	0.00	1,202.82
05 704 0137	CLASS OF 2018	0.00	0.00	0.00	0.00	0.00
05 704 0138	CLASS OF 2007	0.00	0.00	0.00	0.00	0.00
05 704 0139	PARENT TEACHER ORGANIZATION	3.75	0.00	0.00	0.00	3.75
05 704 0140	ALBION CIRCLE OF FRIENDS	65.62	0.00	0.00	0.00	65.62
05 704 0141	LIBRARY	1,139.27	0.00	0.00	0.00	1,139.27
05 704 0142	LOCKERS	0.00	0.00	0.00	0.00	0.00
05 704 0143	MISCELLANEOUS	1,504.30	5,589.32	4,006.26	0.00	(78.76)
05 704 0144	BOOSTER CLUB	67,651.47	701.43	260.00	0.00	67,210.04
05 704 0145	CLASS OF 2019	6,011.05	77.00	0.00	0.00	5,934.05
05 704 0146	DISTRICT MUSIC	0.00	0.00	0.00	0.00	0.00
05 704 0147	SOFTBALL COACH ACCT	3,248.15	0.00	0.00	0.00	3,248.15
05 704 0148	ATHLETIC DIRECTOR ACCOUNT	(266.73)	61.58	750.00	0.00	421.69
05 704 0149	SADD	3,006.92	0.00	500.00	0.00	3,506.92
05 704 0150	VOLLEYBALL COACH ACCT	8,354.69	0.00	0.00	0.00	8,354.69
05 704 0151	SCIENCE CLUB	0.00	0.00	0.00	0.00	0.00
05 704 0152	SCHOLARSHIP	1,258.54	0.00	0.00	0.00	1,258.54
05 704 0153	SCHOLARSHIP CD	5,702.13	0.00	0.00	0.00	5,702.13
05 704 0154	SPEECH	2,924.91	860.67	260.12	0.00	2,324.36
05 704 0155	ONE ACT	1,228.54	0.00	0.00	0.00	1,228.54
05 704 0156	STUDENT COUNCIL	1,532.24	0.00	142.89	0.00	1,675.13
05 704 0157	CULTURE CLUB	917.52	0.00	0.00	0.00	917.52
05 704 0158	CRUISIN CARDS	3,445.47	545.64	1,697.25	0.00	4,597.08
05 704 0159	A-P HOOPS COACH ACCT	11,138.36	226.87	0.00	0.00	10,911.49
05 704 0160	FOOTBALL COACH ACCT	14.45	744.47	0.00	0.00	(730.02)
05 704 0161	VOCAL MUSIC	8,993.60	0.00	0.00	0.00	8,993.60
05 704 0162	CLASS 2013	0.00	0.00	0.00	0.00	0.00
05 704 0163	WOOD SHOP	(812.79)	485.47	219.27	0.00	(1,078.99)
05 704 0164	GIRLS BASKETBALL COACH ACCT	1,757.26	0.00	0.00	0.00	1,757.26
05 704 0165	KOHTZ MEMORIAL	265.00	0.00	0.00	0.00	265.00
05 704 0166	ELEMENTARY ART FUND RAISING	632.70	0.00	0.00	0.00	632.70
05 704 0167	ELEM LIBRARY ACCOUNT	859.10	0.00	0.00	0.00	859.10
05 704 0168	FUND BALANCE/PIRATE BOOKS	0.00	0.00	0.00	0.00	0.00
05 704 0169	CLASS OF 2012	0.00	0.00	0.00	0.00	0.00
05 704 0170	MISC T-SHIRT ACCOUNT	(426.60)	434.00	260.40	0.00	(600.20)

Fund: 05 ACTIVITIES FUND

<u>Chart of Account Number</u>	<u>Chart of Account Description</u>	<u>Beginning Balance</u>	<u>Expenses</u>	<u>Revenues</u>	<u>Balance Change</u>	<u>Balance</u>
05 704 0171	ART CLUB ACTIVITY ACCOUNT	252.79	46.32	0.00	0.00	206.47
05 704 0172	CLASS OF 2020	6,561.58	1,682.50	1,128.00	0.00	6,007.08
05 704 0173	CLASS OF 2008	0.00	0.00	0.00	0.00	0.00
05 704 0174	TRACK RENTAL	0.00	0.00	0.00	0.00	0.00
05 704 0175	CLASS OF 2016	0.00	0.00	0.00	0.00	0.00
05 704 0176	CLASS OF 2010	0.00	0.00	0.00	0.00	0.00
05 704 0177	CLASS OF 2009	0.00	0.00	0.00	0.00	0.00
05 704 0178	POST PROM	9,018.90	1,593.05	1,531.00	0.00	8,956.85
05 704 0179	DISTRICT 5 FCCLA	4,174.79	0.00	0.00	0.00	4,174.79
05 704 0180	PATHWAYS	39.12	0.00	0.00	0.00	39.12
05 704 0181	ATHLETIC POWERADE MACHINE	0.00	0.00	0.00	0.00	0.00
05 704 0182	MAKE A WISH	0.00	0.00	0.00	0.00	0.00
05 704 0183	KIDS CARE	0.00	0.00	0.00	0.00	0.00
05 704 0184	ELEMENTARY MENTORING	0.00	0.00	0.00	0.00	0.00
05 704 0185	INSTRUMENT RENTAL	14,455.63	0.00	0.00	0.00	14,455.63
05 704 0186	ART SUMMER CLASS	0.00	0.00	0.00	0.00	0.00
05 704 0187	OLSON SUMMER CLASS	0.00	0.00	0.00	0.00	0.00
05 704 0188	DANCE SQUAD	(2,485.13)	0.00	0.00	0.00	(2,485.13)
05 704 0189	EAST COAST TRAVELERS	0.00	0.00	0.00	0.00	0.00
05 704 0190	MONSANTO GRANT	3,554.04	0.00	0.00	0.00	3,554.04
05 704 0191	CENTRACARD/ALBACARD	615.22	0.00	300.00	0.00	915.22
05 704 0192	MS VOLLEYBALL COACH ACCT	1,090.60	0.00	0.00	0.00	1,090.60
05 704 0193	COUNSELOR RESOURCE FUND	960.30	0.00	0.00	0.00	960.30
05 704 0194	PERFORMING ARTS	0.00	9,333.00	0.00	0.00	(9,333.00)
05 704 0195	CARDINAL KIDS CLUB	33,449.57	0.00	0.00	0.00	33,449.57
05 704 0196	TRACK COACH ACCT	4,381.89	1,390.00	59.00	0.00	3,050.89
05 704 0197	GREEN HOUSE	(5,386.60)	178.90	0.00	0.00	(5,565.50)
05 704 0198	TRADITIONS	6,972.61	0.00	0.00	0.00	6,972.61
05 704 0199	SCORVISION	16,500.00	0.00	0.00	0.00	16,500.00
05 704 0200	FUND BALANCE/MUSICAL	6,230.47	2,010.15	3,065.16	0.00	7,285.48
05 704 0227	MS CIRCLE OF FRIENDS	76.27	0.00	0.00	0.00	76.27
05 704 0228	BAND UNIFORMS	4,642.71	0.00	0.00	0.00	4,642.71
05 704 2190	ATHLETICS	(2,696.00)	0.00	0.00	0.00	(2,696.00)
05 704 2191	HS FOOTBALL	2,675.81	845.20	0.00	0.00	1,830.61
05 704 2192	HS VOLLEYBALL	3,264.69	0.00	0.00	0.00	3,264.69
05 704 2193	HS CROSS COUNTRY	580.31	0.00	0.00	0.00	580.31
05 704 2194	HS SOFTBALL	102.04	0.00	0.00	0.00	102.04
05 704 2195	HS SPEECH	0.00	0.00	0.00	0.00	0.00

Fund: 05 ACTIVITIES FUND

<u>Chart of Account Number</u>	<u>Chart of Account Description</u>	<u>Beginning Balance</u>	<u>Expenses</u>	<u>Revenues</u>	<u>Balance Change</u>	<u>Balance</u>
05 704 2196	HS WRESTLING	(6,783.58)	625.85	503.00	0.00	(6,906.43)
05 704 2197	HS GIRLS BASKETBALL	597.10	344.80	0.00	0.00	252.30
05 704 2198	HS TRACK	(5,566.28)	2,202.20	2,303.80	0.00	(5,464.68)
05 704 2199	HS GIRLS GOLF	(1,542.24)	0.00	0.00	0.00	(1,542.24)
05 704 2200	HS BOYS GOLF	(254.62)	44.35	320.00	0.00	21.03
05 704 2201	HS BOYS BASKETBALL	(2,091.15)	0.00	0.00	0.00	(2,091.15)
05 704 4191	MS FOOTBALL	(5,818.44)	0.00	0.00	0.00	(5,818.44)
05 704 4192	MS VOLLEYBALL	(311.00)	0.00	0.00	0.00	(311.00)
05 704 4195	MS SPEECH	0.00	0.00	0.00	0.00	0.00
05 704 4196	MS WRESTLING	9.13	258.00	0.00	0.00	(248.87)
05 704 4197	MS GIRLS BASKETBALL	376.00	0.00	0.00	0.00	376.00
05 704 4201	MS BOYS BASKETBALL	1,666.83	96.75	0.00	0.00	1,570.08
05 704 5000	HOSTING DISTRICTS	3,130.25	0.00	0.00	0.00	3,130.25
05 704 5001	DISTRICT WRESTLING	1,225.67	100.00	0.00	0.00	1,125.67
05 704 5002	DISTRICT SPEECH	(2,105.00)	0.00	1,652.77	0.00	(452.23)
05 704 5003	PERFORMING ARTS GRANT	0.00	0.00	0.00	0.00	0.00
Fund Total: 05		309,422.57	46,039.62	33,305.19	0.00	296,688.14

ELECTRICITY

	KWH USED		KWH USED		KWH USED		KWH USED		KWH USED		KWH USED	
	2013-2014		2014-2015		2015-2016		2016-2017		2017-2018		2018=2019	
September	\$10,126.61	113304	\$8,600.65	94040	\$9,141.83	102760	\$6,797.40	79200	\$9,869.30	113280	\$14,856.67	193717
	\$1,844.40	21200	\$1,221.12	16960	\$1,415.68	17920	\$1,038.16	15520	\$928.00	11600	\$1,587.20	19840
	\$105.80	1120	\$96.63	985	\$88.22	870	\$84.30	816	\$72.52	655	\$112.37	1221
					2288.99	28206	\$1,408.22	19081	\$191.32	1215	\$105.57	184
October	\$5,501.76	73117	\$7,300.07	74280	\$7656.22	79560	\$6,649.99	68800	\$11,426.12	111800	\$10,979.43	73052
	\$912.80	13040	\$984.96	13680	\$1,181.84	14960	\$914.00	13600	\$1,107.20	13840	\$998.40	12480
	\$41.48	341	\$73.01	671	\$63.15	526	\$69.58	614	\$66.75	575	\$68.65	609
					\$327.99	3303	\$310.35	2641	\$3,161.33	37867	\$83.10	112
November	\$5,663.40	82158	\$5,464.30	75320	\$6296.47	79600	\$5860.31	72840	\$7,597.89	97240	\$8,518.32	127840
	\$1,148.00	16400	\$1,140.48	15840	\$1,170.00	15600	\$1,047.84	14160	\$1,047.84	14160	\$1,241.76	15920
	\$52.65	531	\$68.66	749	\$68.81	682	\$71.90	730	\$66.88	651	\$80.57	851
					\$318.42	3575	\$523.19	6078	\$1,253.82	15949	\$521.58	5495
December	\$4,791.14	70974	\$4,272.47	57640	\$4345.58	55600	\$4923.83	64720	\$7,151.59	82080	\$8,140.29	122640
	\$1,092.00	15600	\$933.12	12960	\$870.00	11600	\$852.48	11520	\$905.76	12240	\$1,048.32	13440
	\$58.20	626	\$59.13	594	\$57.42	504	\$65.14	624	\$63.60	601	\$79.88	840
					102.18	296	\$161.03	564	\$58.91	97	\$36.07	25
January	\$3,835.05	47880	\$4,800.45	63600	\$4608.55	58720	\$5436.31	72080	\$7,960.65	110840	\$9,223.49	130080
	\$812.16	11280	\$1,032.00	13760	\$876.16	11840	\$870.24	11760	\$899.84	12160	\$992.16	12720
	\$70.51	779	\$73.29	784	\$68.62	679	\$69.87	698	\$69.49	692	\$83.70	899
					\$84.95	557	\$101.23	535	\$64.28	163	\$36.15	26
February	\$4,606.71	66760	\$5,353.88	74960	\$5,159.28	69840	\$5860.95	81320	\$9,598.25	160160	\$8,401.65	132120
	\$1,209.60	16800	\$1,260.00	16800	\$1,101.12	14880	\$1,065.60	14400	\$1,385.28	17760	\$1,146.00	15280
	\$79.11	919	\$64.78	645	\$75.28	782	\$73.15	749	\$81.74	869	\$97.75	1050
					\$68.90	373	\$95.22	466	\$68.42	211	\$35.82	6
March	\$4,242.59	58480	\$4,583.08	58480	\$4568.54	57960	\$5111.31	68400	\$7,615.46	106160	\$8,284.30	121641
	\$996.48	13840	\$1,026.00	13680	\$882.08	11920	\$846.56	11440	\$929.76	11920	\$1,026.00	13680
	\$65.05	690	\$66.26	670	\$57.81	511	\$61.09	561	\$62.04	568	\$93.14	980
					\$61.23	285	\$85.00	349	\$61.40	126	\$35.82	22
April	\$4,496.22	63440	\$4,350.50	54320	\$4,810.92	62680	\$5,290.99	70600	\$7,269.83	110800	\$7,592.47	102840
	\$1,013.76	14080	\$894.00	11920	\$947.20	12800	\$947.20	12800	\$1,048.32	13440	\$1,020.00	13600
	\$64.40	680	\$58.49	544	\$63.02	591	\$60.90	559	\$68.22	662	\$74.52	695
					\$53.92	201	\$84.09	338	\$40.91	120	\$35.90	23
May	\$4,640.94	64120	\$4,771.97	62200	\$5508.57	63040	\$4978.73	66920	\$6,707.98	85000		
	\$967.68	13440	\$1,008.00	13440	\$876.16	11840	\$888.00	12000	\$1,010.88	12960		
	\$41.09	302	\$57.84	533	\$54.92	465	\$53.37	441	\$56.75	487		
					\$56.88	235	\$81.77	312	\$56.21	63		
June	\$4,946.17	59600	\$5,127.07	54880	\$5185.79	60520	\$5240.85	53440	\$9,520.98	139440		
	\$581.76	8080	\$594.00	7920	\$657.12	8880	\$497.28	6720	\$1,023.36	13120		
	\$34.99	203	\$53.27	440	\$47.58	352	\$47.00	343	\$54.20	448		
					\$100.27	736	\$130.55	882	\$54.80	46		
July	\$7,663.07	85036	\$6,661.68	74680	\$5803.93	65960	\$2993.71	29640	\$10,368.19	130200		
	\$570.24	7920	\$619.36	7840	\$572.56	8320	\$531.20	6640	\$544.00	6800		
	\$41.71	256	\$60.86	494	\$53.45	392	\$78.19	732	\$44.46	272		
					\$153.95	1013	\$211.60	1420	\$66.31	21		
August	\$6,947.35	80520	\$7,770.95	87520	\$6408.13	81560	\$3731.83	42960	\$10,645.58	147160		
	\$541.44	7520	\$739.44	9360	\$613.98	8960	\$608.00	7600	\$748.80	9360		
	\$68.27	608	\$91.05	909	91.6	917	\$91.60	917	\$99.39	1039		
					\$199.49	1464	230.01	1616	\$78.22	242		
TOTAL	\$79,874.59	1,031,644	\$81,332.82	994,098	\$85,065.27	1,033,371	\$77,231.12	951,146	\$123,272.83	1,607,159		

GENERAL FUND

4/1/19 Balance			\$648,670.73
4/10/19	1800 CKC	\$2,919.73	
4/11/19	3120 State of Nebraska - SpEd School Age Add't	\$2,696.00	
4/17/19	1100 Antelope County - Taxes	\$3,562.17	
4/17/19	1125 Antelope County - Motor Vehicle	\$101.78	
4/17/19	3130 Antelope County - Homestead Exempt	\$46.88	
4/17/19	3180 Antelope County - Pro Rate	\$19.24	
4/17/19	3132 Antelope County - Pers Prop Tax Credit	\$50.07	
4/17/19	3133 Antelope County - Nameplate (Wind Energy)	\$797.11	
4/17/19	9000 Antelope County - Bond Fund	\$540.75	
4/17/19	9000 Antelope County - transfer to Bond Fund	-\$540.75	
4/17/19	9000 Antelope County - Building Fund	\$125.02	
4/17/19	9000 Antelope County - Transfer to Building Fund	-\$125.02	
4/17/19	1125 Boone County - Motor Vehicle	\$40,856.65	
4/17/19	1100 Boone County - Taxes	\$191,175.33	
4/17/19	3130 Boone County -Homestead Exemption	\$8,722.17	
4/17/19	3180 Boone County - Pro Rate	\$4,997.83	
4/17/19	3132 Boone County - Personal Property Tax Credit	\$13,170.65	
4/17/19	3133 Boone County - Nameplate (Wind Energy)	\$13,343.05	
4/17/19	1100 Boone County - In Lieu 1957	\$508.06	
4/17/19	1100 Boone County - In Lieu 5%	\$165,352.02	
4/17/19	2110 Boone County - Fines	\$521.02	
4/17/19	3120 State of Nebraska - SpEd 17-18	\$54,704.00	
4/17/19	5301 EMC - Water damage Art room - Building	\$3,313.37	
4/17/19	5301 EMC - Water damage Art Room - Personal Property	\$7,388.73	
4/17/19	1910 Young's Daycare - Dance Recital gym rental	\$150.00	
4/30/19	3110 State of Nebraska - State Aid	\$32,184.00	
4/30/19	5301 EMC - Water damage - Electrical work	\$654.27	
4/30/19	5301 EMC - 2012 Kia damages	\$1,552.00	
4/30/19	1990 Men's Golf - copies	\$7.50	
4/30/19	5300 N. Hardwick - desk	\$10.00	
4/30/19	1990 Ne Professional Engineers - MathCounts reimbursement	\$115.20	
4/30/19	2210 ESU 7 - PEAK	\$850.00	
4/30/19	1510 Interest	\$1,205.11	
	Total Receipts	\$550,973.94	
	Balance and Receipts		\$1,199,644.67
	Disbursements:		
	April payroll and bills	\$705,005.60	\$705,005.60
4/30/19 Balance			\$494,639.07
	Premier Money Market Account		
	4/1/19 Beginning Balance	\$489,865.18	
	Interest	863.13	
	Transfer to General Fund		
	4/30/19 Ending Balance		\$490,728.31
	Total General Fund		\$985,367.38
	April Payroll	\$608,197.52	
	April Bills	\$96,808.08	
	Total	\$705,005.60	

DEPRECIATION FUND

4/1/19 Balance		\$1,071,621.74
	Receipts:	
	Checking interest	\$1,897.66
	Total Receipts	\$1,897.66
	Check # Disbursements:	
	336 Office Net - A.D. Office Furniture	\$1,264.27
	Total Disbursements	<u>\$1,264.27</u>
4/30/19 Balance		\$1,072,255.13

Depreciation Budget 18-19	\$1,236,031.00
YTD Expenses	\$155,053.84
Balance	\$1,080,977.16

BUILDING FUND

4/1/2019 Balance		\$371,807.57
	Receipts:	
4/17/19	1100 Boone Co. -Property Tax	\$5,103.49
4/17/19	3130 Boone Co. - Homestead Exempt	\$243.65
4/17/19	3180 Boone Co. Pro Rate	\$139.62
4/17/19	3132 Boone Co. - Personal Property Tax Credit	\$367.94
4/17/19	3133 Boone Co. -Nameplate (Wind Energy)	\$372.75
4/17/19	1100 Boone Co. - In Lieu 5%	\$4,619.25
4/17/19	3130 Antelope Co - Homestead Exempt	\$1.31
4/17/19	1100 Antelope Co. - Taxes	\$99.51
4/17/19	3132 Antelope Co. - Personal Property Tax Credit	\$1.39
4/17/19	3180 Antelope Co. - Pro Rate	\$0.54
4/17/19	3133 Antelope Co. - Nameplate (Wind Energy)	\$22.27
	1510 Checking interest - Cornerstone	\$666.84
	Total Receipts	\$11,638.56
	Disbursements:	
	969 Sentinel Building Systems- Storage Shed Components	\$397.88
	Kallhoff Electric- Pathways Panel (1224.82), Storage Shed	
	970 Switch (50.33)	\$1,275.15
		<u>-\$1,673.03</u>
4/30/19 Balance		\$381,773.10

Building Fund Budget 18-19	\$663,584.00
YTD Expenses	\$257,628.27
Balance	\$405,955.73

BOND FUND (changed to repayment of bonds issued)

4/1/19 Beginning Balance		\$412,565.73
4/17/19	1100 Boone Co. Treasurer -Taxes	\$23,090.23
4/17/19	3130 Boone Co. Treasurer - Homestead Exempt	\$1,053.86
4/17/19	3180 Boone Co. Treasurer - Pro Rate	\$603.87
4/17/19	3132 Boone Co. Treasurer - Pers Prop Tax Credit	\$1,591.38
4/17/19	3133 Boone Co. - Nameplate (Wind Energy)	\$1,612.20
4/17/19	1100 Boone Co. - In Lieu 5%	\$19,978.92
4/17/19	1100 Antelope Co. - Taxes	\$430.40
4/17/19	3130 Antelope Co. Treasurer - Homestead Exempt	\$5.66
4/17/19	3180 Antelope Co. Treasurer - Pro Rate	\$2.33
4/17/19	3132 Antelope Co. Treasurer - Persoanl Property Tax Credit	\$6.05
4/17/19	3133 Antelope Co. Treasurer - Nameplate (Wind Energy)	\$96.31
4/30/19	1510 Interest	\$768.16
	Total Receipts	\$49,239.37
	Disbursements:	
	Total Disbursements	\$0.00
4/30/19 Balance		\$461,805.10

NATURAL GAS

	2013-2014	2014-2015	2015-2016	2016-2017	2017-2018	2018-2019						
September	\$629.71	554	\$1,130.44	1268	\$677.34	677	759.63	676	854.52	859	\$537.72	528
	\$200.42	136	\$234.58	183	\$206.81	138	\$245.03	144	\$247.13	113	\$352.66	275
	\$36.20	10	\$56.60	27	\$37.74	10	\$44.11	12	\$61.22	24	\$79.95	46
							\$45.28	7	60.24	0	\$59.22	0
October	\$2,460.80	2816	\$2,050.30	2418	\$1,519.67	1920	\$1,541.40	1637	1588.87	1765	2094.58	2527
	\$1,135.39	1294	\$657.32	735	\$513.83	573	\$512.87	497	\$866.63	878	\$965.81	1122
	\$168.43	161	\$118.19	96	\$108.30	95	\$108.93	85	\$210.28	201	\$169.97	170
							\$62.75	23	\$72.86	11	\$60.29	1
November	\$3,402.24	3979	\$3,893.43	4728	\$3,017.77	3959	2582.11	3049	3237.31	3788	5042.01	6361
	\$2,097.81	2486	\$2,229.91	2783	\$1,498.56	1968	\$1,305.61	1548	\$1,740.26	1953	\$2,237.51	2775
	\$252.63	265	\$318.70	337	\$253.03	298	\$256.44	280	\$326.92	344	\$359.82	416
							\$174.65	77	\$113.46	49	\$56.36	1
December	\$5,416.23	6467	\$5,662.71	7005	\$4,909.37	6615	8781.03	11105	\$5,687.32	6776	5533.24	6833
	\$3,563.23	4301	\$2,927.17	3697	\$2,381.62	3219	\$3,051.25	3815	\$2,764.40	3204	\$2,581.00	3141
	\$544.02	625	\$432.66	475	\$308.64	376	\$518.61	619	\$518.90	578	\$398.36	454
							\$291.04	255	\$173.98	123	\$39.48	0
January	\$4,863.77	5785	\$4,493.27	5495	\$4,518.45	6187	6055.87	7381	6275.86	7550	5846.94	7349
	\$3,437.08	4145	\$2,281.91	2851	\$2,326.50	3136	\$2,355.09	2839	\$2,794.61	3264	\$2,680.34	3333
	\$615.88	714	\$301.23	316	\$334.04	411	\$435.35	499	\$509.85	571	\$422.86	495
					\$210.69	206	\$237.47	192	\$173.06	123	\$39.30	0
February	\$4,999.77	5953	\$4,486.24	5476	\$2,843.25	3722	4278.96	5176	\$5,670.93	6863	6444.42	8445
	\$3,106.85	3736	\$2,453.79	3073	\$1,644.07	2136	\$1,929.13	2320	\$2,729.66	3209	\$2,935.49	3887
	\$543.02	624	\$381.76	413	\$264.67	309	\$358.30	406	\$482.64	542	\$447.78	562
					\$137.26	113	\$190.91	132	\$168.65	118	\$20.08	0
March	\$3,134.67	3649	\$2,285.50	2668	\$2,537.61	3297	3015.03	3599	4136.68	4960	\$3,235.45	4070
	\$1,860.23	2192	\$1,204.93	1436	\$1,337.01	1701	\$1,381.24	1636	\$1,931.63	2216	\$1,616.68	2008
	\$351.17	387	\$178.55	167	\$235.44	268	\$287.47	320	\$366.52	398	\$263.71	297
					\$114.23	83	\$154.67	91	\$129.22	69	\$38.38	0
April	\$2,079.09	2345	\$1,722.39	1952	\$1,449.44	1728	2292.53	2611	\$2,245.70	2627	\$1,819.90	2190
	\$1,021.34	1153	\$750.24	840	\$721.46	829	\$879.74	957	\$1,265.08	1396	\$882.97	1015
	\$160.94	152	\$102.56	75	\$140.60	135	\$182.90	179	\$232.42	233	\$159.15	156
					\$62.93	27	\$102.42	40	\$99.37	35	\$38.38	0
May	\$1,182.67	1228	\$939.84	1090	\$897.23	908	1200.9	1083	475.11	441		
	\$432.83	423	\$352.58	353	\$299.51	238	\$334.88	219	\$303.50	202		
	\$74.55	42	\$84.45	63	\$65.76	34	\$83.21	44	\$73.92	38		
					\$65.76	13	\$67.18	6	\$60.54	0		
June	\$722.09	704	\$354.57	485	\$405.55	208	363.66	96	\$91.96	91		
	\$145.96	75	\$91.20	74	\$176.23	65	\$189.66	53	\$68.15	\$65.00		
	\$34.99	9	\$37.74	10	\$40.28	9	\$45.22	10	\$21.96	9		
					\$43.82	6	\$59.36	0	\$25.17	0		
July	\$539.98	492	\$556.66	505	\$369.02	106	265.44	7	221.91	97		
	\$145.96	75	\$168.69	84	\$193.06	79	\$189.66	53	\$186.19	58		
	\$36.15	10	\$39.83	12	\$39.49	8	\$45.22	10	\$43.50	10		
							59.36	0	59.01	0		
August	\$502.13	417	\$625.62	602	\$592.36	424	414.28	318	266.01	155		
	\$176.31	112	\$193.40	119	\$216.76	107	\$204.33	66	\$221.95	95		
	\$36.22	10	\$35.64	8	\$41.90	10	\$45.11	11	\$42.65	9		
					\$43.08	5	61.12	0	59.22	0		
TOTAL	\$50,110.76	57526	\$43,834.60	51919	\$37,757.06	46351	\$47,985.29	54183	\$49,897.71	56110		
					*added Redler house 11/15							
					**added Beckman house 12/15							

Batch Description: 4-19 Petty Cash Rec
Checking Account: 11

Petty Cash

Processing Month: 04/2019

<u>Check/Reference Number</u>	<u>Description</u>	<u>Date</u>	<u>Amount</u>
	Statement Balance	04/30/2019	34,007.75
Outstanding Checks			
<u>Check/Reference Number</u>	<u>Description</u>	<u>Date</u>	<u>Amount</u>
7389	ALBION CHAMBER OF COMMERCE	01/05/2018	15.00
7432	O'NEILL HIGH SCHOOL	03/29/2019	54.00
7435	NORFOLK MUSIC BOOSTERS	04/08/2019	370.00
7438	Graduate Lincoln	04/10/2019	258.00
7439	NORFOLK JUNIOR HIGH	04/16/2019	122.00
7441	FAIRFIELD INN	04/24/2019	199.90
7444	Morgan Neuhaus	04/24/2019	145.58
7445	EMBASSEY SUITES	04/24/2019	387.00
7446	PITNEY BOWES PURCHASE POWER	04/30/2019	705.50
7447	FAIRFIELD INN	04/30/2019	199.90
7448	Trina Hellbusch	04/30/2019	53.14
7449	Justin DeWitt	04/30/2019	135.27
7826	ALBION POST OFFICE	09/21/2018	225.00
	Total:		<u>2,870.29</u>

Outstanding Deposits and Manual Journal Entries

<u>Check/Reference Number</u>	<u>Description</u>	<u>Date</u>	<u>Amount</u>
	Payflex Claims	04/30/2019	(86.57)
	Total:		<u>(86.57)</u>

<u>Statement Balance</u>	<u>Outstanding Total</u>	<u>Balance on Books</u>	<u>Cash Account Balance</u>
34,007.75	(2,956.86)	31,050.89	31,050.89

Cleared Automatic Payment Total:
 Cleared Checks Total: 208,543.09
 Cleared Direct Deposit Total:
 Cleared Void Total:
 Cleared Deposit Total: 108,099.39
 Cleared Manual Journal Entries Total: (1,761.66)
 Cleared Sales Journal Total:

Invoice Listing - Summary
April 2019 Petty Cash

<u>Vendor ID</u>	<u>Vendor Name</u>	<u>Invoice Number</u>	<u>Description</u>	<u>Invoice Date</u>	<u>Check Date</u>	<u>Checking Account ID</u>	<u>Check Number</u>	<u>Invoice Amount</u>
BLUECROSSB	BLUE CROSS BLUE SHIELD OF NEBRASKA	5/19	Health Insurance	04/24/2019	04/24/2019	11	7442	101,025.78
CASEYSBUSI	Casey's Business	3/19 Stmt	Fuel	04/10/2019	04/10/2019	11	7437	122.41
DEWIJUS	DeWitt, Justin	PFI Conference	Travel Expenses	04/30/2019	04/30/2019	11	7449	135.27
EMBASSYSUI	EMBASSEY SUITES	4/19	NASBO	04/24/2019	04/24/2019	11	7445	387.00
FAIRFI	FAIRFIELD INN	4/19	Autism Conf. Lodging MK, DG	04/24/2019	04/24/2019	11	7441	199.90
FAIRFI	FAIRFIELD INN	4/3-4/4/19	Autism Conference Lodging	04/30/2019	04/30/2019	11	7447	199.90
GRADUATELI	Graduate Lincoln	4/7-4/9/19	State FCCLA	04/10/2019	04/10/2019	11	7438	258.00
HELLTRI	Hellbusch, Trina	2019	NETA	04/30/2019	04/30/2019	11	7448	53.14
KALLHOFFEL	KALLHOFF ELECTRIC	1311	Classroom Outlets	04/24/2019	04/24/2019	11	7443	459.20
MADISONNAT	MADISON NATIONAL LIFE INSURANCE CO INC.	5/19 Premium	Long Term Disability	04/24/2019	04/24/2019	11	7440	2,117.34
MILLDONROB	Miller, Donna	2/11-3/8-19	Mileage	04/08/2019	04/08/2019	11	7436	339.30
NEUH MOR	Neuhaus, Morgan	4/19	Conf. Art Show Mileage	04/24/2019	04/24/2019	11	7444	145.58
NORFOLKJH	NORFOLK JUNIOR HIGH	4/12/19	MS Speech Entry Fees	04/16/2019	04/16/2019	11	7439	122.00
NORFOLKMUS	NORFOLK MUSIC BOOSTERS	2019	District Music	04/08/2019	04/08/2019	11	7435	370.00
PITNEYBOWE	PITNEY BOWES PURCHASE POWER	4/3/19	Postage	04/30/2019	04/30/2019	11	7446	705.50

Report Total: 106,640.32

Cash Receipt Listing by Cash Receipt Date
April 2019 Petty Cash

<u>Receipt Number</u>	<u>Received From</u>	<u>Receipt Date</u>	<u>Cash Receipt Description</u>	<u>Chart of Account Number</u>	<u>Detail Description</u>	<u>Amount</u>
	BCS BOONE CENTRAL SCHOOL	04/18/2019	LTD	11 1100 211 000 0000 0 000	LTD	2,117.34
	CORNERSTON CORNERSTONE BANK - ALBION	04/18/2019	CHECKING INTEREST	11 1510	CHECKING INTEREST	184.44
	BCS BOONE CENTRAL SCHOOL	04/18/2019	REIMBURSE PETTY CASH	11 9000	REIMBURSE PETTY CASH	1,718.20
	BCS BOONE CENTRAL SCHOOL	04/18/2019	HEALTH INSURANCE	11 9000 211 000 0000 0 000	HEALTH INSURANCE	101,041.09
	BCS BOONE CENTRAL SCHOOL	04/18/2019	PAYFLEX	11 9000 461 000 0000 0 000	PAYFLEX	3,038.32
Cash Receipt Date: 04/18/2019						108,099.39

Summary Totals

<u>Account Type</u>		<u>Cash Accounts</u>		<u>Receivable Accounts</u>
Subtotal Revenue	1,902.64	11 101		108,099.39
Subtotal Expense	106,196.75		Total:	108,099.39
Subtotal General Ledger				
Total:	108,099.39			

Manual Journal Entries Listing - Summary
April 2019 Petty Cash

<u>Chart of Account Number</u>	<u>Entry Date</u>	<u>Reference Number</u>	<u>Transaction Description</u>	<u>Debit Amount</u>	<u>Credit Amount</u>
Batch Description: PETTY CASH JOURNAL		Processing Month: 04/2019			
11 9000 461 000 0000 0 000	04/02/2019		Payflex Claims	132.60	0.00
11 101	04/02/2019		Payflex Claims	0.00	132.60
11 101	04/09/2019		Payflex Claims	0.00	758.90
11 9000 461 000 0000 0 000	04/09/2019		Payflex Claims	758.90	0.00
11 101	04/16/2019		Payflex Claims	0.00	93.96
11 9000 461 000 0000 0 000	04/16/2019		Payflex Claims	93.96	0.00
11 101	04/23/2019		Payflex Claims	0.00	776.20
11 9000 461 000 0000 0 000	04/23/2019		Payflex Claims	776.20	0.00
11 101	04/30/2019		Payflex Claims	0.00	86.57
11 9000 461 000 0000 0 000	04/30/2019		Payflex Claims	86.57	0.00
Total:				1,848.23	1,848.23

Fund Totals:

<u>Fund</u>	<u>Debit Amount</u>	<u>Credit Amount</u>
11 PETTY CASH	1,848.23	1,848.23
Grand Totals:	1,848.23	1,848.23

BOARD EXPENDITURE REPORT BY FUNCTION

April 2019

Account Number	Account Description	Revised Budget	Expended During Month	Expenditures to Date	% of Budget	Balance at EOM	A/ P Outstanding	P/ O Outstanding
1100	REGULAR INSTRUCTIONAL PROGRAMS							
01 1100 111 000 0000 0 000	Salaries-Certified District	60,000.00	5,075.00	40,600.00	67.67	19,400.00	0.00	0.00
01 1100 111 002 0000 1 000	Salaries-Certified Elem	873,000.00	66,971.16	539,034.84	61.75	333,965.16	0.00	0.00
01 1100 111 001 0000 2 000	Salaries-Certified HS	963,000.00	76,146.95	610,950.16	63.44	352,049.84	0.00	0.00
01 1100 111 001 1116 2 000	Salaries-Certified- Pathways HS	90,000.00	6,868.45	57,212.45	63.57	32,787.55	0.00	0.00
01 1100 111 004 0000 3 000	Salaries-Teachers/Prof Middle School	553,000.00	44,073.61	352,542.68	63.75	200,457.32	0.00	0.00
01 1100 112 000 0000 0 000	PRESCHOOL PARA REG ED	0.00	0.00	182.08	0.00	(182.08)	0.00	0.00
01 1100 112 002 0000 1 000	TCHR AIDE SAL EL	178,000.00	11,655.92	101,492.39	57.02	76,507.61	0.00	0.00
01 1100 112 001 0000 2 000	SALARY-CLERICAL/PARAPROF STAFF	5,000.00	494.60	5,077.17	101.54	(77.17)	0.00	0.00
01 1100 112 004 0000 3 000	MS Para	5,500.00	437.48	3,608.45	65.61	1,891.55	0.00	0.00
01 1100 113 000 0000 0 000	SUB SALARY INLIEU OF	0.00	112.50	1,802.50	0.00	(1,802.50)	0.00	0.00
01 1100 113 002 0000 1 000	Salaries - In Lieu Elem	500.00	0.00	0.00	0.00	500.00	0.00	0.00
01 1100 113 001 0000 2 000	Salaries - In Lieu HS	2,000.00	0.00	45.00	2.25	1,955.00	0.00	0.00
01 1100 113 001 1116 2 000	Salaries - In Lieu Pathways	200.00	0.00	0.00	0.00	200.00	0.00	0.00
01 1100 113 004 0000 3 000	Salaries - In Lieu MS	1,000.00	0.00	45.00	4.50	955.00	0.00	0.00
01 1100 122 002 0000 1 000	Salaries - Elem Para Sub	200.00	522.77	5,044.82	2,522.41	(4,844.82)	0.00	0.00
01 1100 122 001 0000 2 000	Salaries - HSPara Sub	1,000.00	0.00	0.00	0.00	1,000.00	0.00	0.00
01 1100 122 004 0000 3 000	Salaries - MS Para Sub	1,000.00	3.50	165.00	16.50	835.00	0.00	0.00
01 1100 123 002 0000 1 000	SUB SAL EL	40,000.00	4,892.50	20,238.16	50.60	19,761.84	0.00	0.00
01 1100 123 001 0000 2 000	SUB SAL SEC	28,000.00	3,220.00	19,504.38	69.66	8,495.62	0.00	0.00
01 1100 123 001 1116 2 000	Salaries-Substitute Teachers Pathways	2,000.00	177.50	982.50	49.13	1,017.50	0.00	0.00
01 1100 123 004 0000 3 000	MS Substitutes	15,000.00	1,437.50	8,831.84	58.88	6,168.16	0.00	0.00
01 1100 132 002 0000 1 000	Overtime-Instructional Aides Elem	750.00	0.00	38.56	5.14	711.44	0.00	0.00
01 1100 132 001 0000 2 000	Overtime-Instructional Aides HS	750.00	0.00	0.00	0.00	750.00	0.00	0.00
01 1100 132 004 0000 3 000	Overtime-Instructional Aides MS	750.00	0.00	0.00	0.00	750.00	0.00	0.00
01 1100 150 000 2195 0 000	Activity Extra Duty	1,000.00	180.00	2,032.50	203.25	(1,032.50)	0.00	0.00
01 1100 150 001 2190 2 000	Athletic Coaches High School	22,000.00	2,224.30	15,706.40	71.39	6,293.60	0.00	0.00
01 1100 150 001 2190 2 300	Extra Duty Non-Inst- HS events	1,000.00	95.00	1,930.00	193.00	(930.00)	0.00	0.00
01 1100 150 004 2190 3 000	Athletic Coaches Middle School	3,000.00	0.00	2,262.00	75.40	738.00	0.00	0.00
01 1100 150 004 2190 3 300	Extra Duty Non-Inst- MS events	750.00	0.00	600.00	80.00	150.00	0.00	0.00
01 1100 151 000 2195 0 000	Activities Sponsors HighSchool	0.00	69.60	1,556.80	0.00	(1,556.80)	0.00	0.00
01 1100 151 001 2190 2 000	Athletic Coaches HS	90,000.00	7,374.70	58,997.60	65.55	31,002.40	0.00	0.00
01 1100 151 001 2195 2 000	Activity Sponsors Teachers/Prof Staff HS	46,000.00	4,948.85	31,929.75	69.41	14,070.25	0.00	0.00
01 1100 151 001 2190 2 300	Extra Duty Teachers - HS events	1,000.00	0.00	8,380.00	838.00	(7,380.00)	0.00	0.00
01 1100 151 004 2190 3 000	Athletic Coaches Teachers/Prof Staff MS	34,000.00	2,436.00	19,488.00	57.32	14,512.00	0.00	0.00
01 1100 151 004 2195 3 000	Activity Sponsors Teachers/Prof Staff MS	2,500.00	162.40	1,299.20	51.97	1,200.80	0.00	0.00
01 1100 151 004 2190 3 300	Extra Duty Teachers - MS events	500.00	70.00	1,600.00	320.00	(1,100.00)	0.00	0.00
01 1100 152 001 2190 2 000	Athletic Coach- Instructional Aides HS	6,000.00	0.00	0.00	0.00	6,000.00	0.00	0.00
01 1100 152 001 2190 2 300	Extra Duty Instructional Aides - HS	500.00	0.00	0.00	0.00	500.00	0.00	0.00
01 1100 211 000 0000 0 000	HEALTH INSURANCE	16,000.00	1,229.87	9,838.96	61.49	6,161.04	0.00	0.00
01 1100 211 002 0000 1 000	BCBS	260,000.00	19,819.56	158,526.53	60.97	101,473.47	0.00	0.00
01 1100 211 001 0000 2 000	BCBS	265,000.00	20,701.16	165,246.80	62.36	99,753.20	0.00	0.00
01 1100 211 001 1116 2 000	Pathways Health Ins	27,000.00	2,108.34	16,866.72	62.47	10,133.28	0.00	0.00
01 1100 211 004 0000 3 000	MS Health Insurance	150,000.00	11,653.88	93,178.49	62.12	56,821.51	0.00	0.00
01 1100 212 000 0000 0 000	Group Insurance	0.00	0.00	30.93	0.00	(30.93)	0.00	0.00
01 1100 212 002 0000 1 000	Group Insurance-Elem Para	18,000.00	1,227.24	9,833.55	54.63	8,166.45	0.00	0.00
01 1100 212 001 0000 2 000	Group Insurance - Para HS	1,000.00	2.35	18.37	1.84	981.63	0.00	0.00
01 1100 212 004 0000 3 000	Group Insurance - MS Para	1,000.00	49.53	453.59	45.36	546.41	0.00	0.00
01 1100 220 000 2195 0 000	Social Security - Activity Sponsor Non-I	0.00	13.77	155.50	0.00	(155.50)	0.00	0.00

BOARD EXPENDITURE REPORT BY FUNCTION

April 2019

Account Number	Account Description	Revised Budget	Expended During Month	Expenditures to Date	% of Budget	Balance at EOM	A/ P Outstanding	P/ O Outstanding
01 1100 220 001 2190 2 000	HS Social Security - Non-Inst.Extra Duty	0.00	170.16	1,201.50	0.00	(1,201.50)	0.00	0.00
01 1100 220 001 2190 2 300	HS Social Security - NonInst Extra duty	0.00	7.27	147.67	0.00	(147.67)	0.00	0.00
01 1100 220 004 2190 3 000	MS Social Security - Non-Inst.Extra Duty	0.00	0.00	173.04	0.00	(173.04)	0.00	0.00
01 1100 220 004 2190 3 300	MS Social Security - Non-Inst.Extra Duty	0.00	0.00	45.93	0.00	(45.93)	0.00	0.00
01 1100 221 000 0000 0 000	SOC SEC	5,000.00	384.75	3,090.23	61.80	1,909.77	0.00	0.00
01 1100 221 000 2195 0 000	Social Security - Activity Sponsor	0.00	5.33	119.14	0.00	(119.14)	0.00	0.00
01 1100 221 002 0000 1 000	SOC SEC EL	68,000.00	4,990.38	40,230.07	59.16	27,769.93	0.00	0.00
01 1100 221 001 0000 2 000	SOC SEC SEC	75,000.00	5,765.02	46,326.88	61.77	28,673.12	0.00	0.00
01 1100 221 001 1116 2 000	HS Social Security - Teachers Pathways	7,000.00	523.46	4,367.90	62.40	2,632.10	0.00	0.00
01 1100 221 001 2190 2 000	HS Social Security - Teacher Coaches	10,000.00	564.20	4,513.46	45.13	5,486.54	0.00	0.00
01 1100 221 001 2195 2 000	HS Social Security - Activity Sponsors	4,000.00	378.55	2,442.41	61.06	1,557.59	0.00	0.00
01 1100 221 001 2190 2 300	HS Social Security -Teachers Extra Duty	0.00	0.00	641.14	0.00	(641.14)	0.00	0.00
01 1100 221 004 0000 3 000	MS Social Security	45,000.00	3,353.22	26,852.94	59.67	18,147.06	0.00	0.00
01 1100 221 004 2190 3 000	MS Social Security - Teachers Coaches	2,500.00	186.39	1,491.05	59.64	1,008.95	0.00	0.00
01 1100 221 004 2195 3 000	MS Social Security - Activity Sponsors	500.00	12.42	99.43	19.89	400.57	0.00	0.00
01 1100 221 004 2190 3 300	MS Social Security - Extra Duty	0.00	5.36	122.38	0.00	(122.38)	0.00	0.00
01 1100 222 000 0000 0 000	Social Security	0.00	0.00	13.93	0.00	(13.93)	0.00	0.00
01 1100 222 002 0000 1 000	Social Security	16,000.00	907.04	7,954.88	49.72	8,045.12	0.00	0.00
01 1100 222 001 0000 2 000	Social Security	200.00	37.83	388.42	194.21	(188.42)	0.00	0.00
01 1100 222 004 0000 3 000	Social Security	1,000.00	33.03	282.98	28.30	717.02	0.00	0.00
01 1100 223 000 0000 0 000	Social Security	0.00	8.60	138.09	0.00	(138.09)	0.00	0.00
01 1100 223 002 0000 1 000	Social Security	3,200.00	374.30	1,548.39	48.39	1,651.61	0.00	0.00
01 1100 223 001 0000 2 000	Social Security	2,500.00	246.38	1,495.77	59.83	1,004.23	0.00	0.00
01 1100 223 001 1116 2 000	Social Security	250.00	13.58	75.14	30.06	174.86	0.00	0.00
01 1100 223 004 0000 3 000	Social Security	1,200.00	109.94	679.02	56.59	520.98	0.00	0.00
01 1100 230 001 2190 2 000	Retirement Non-Instructional	0.00	160.42	320.84	0.00	(320.84)	0.00	0.00
01 1100 230 001 2190 2 300	HS Retirement Extra Duty	0.00	1.98	58.30	0.00	(58.30)	0.00	0.00
01 1100 230 004 2190 3 300	Retirement Non-Instructional Extra Duty	0.00	0.00	3.93	0.00	(3.93)	0.00	0.00
01 1100 231 000 0000 0 000	RETIRE SUB INLIEU	7,000.00	501.30	4,010.40	57.29	2,989.60	0.00	0.00
01 1100 231 000 2195 0 000	Retirement - Activity Sponsors	0.00	6.87	153.74	0.00	(153.74)	0.00	0.00
01 1100 231 002 0000 1 000	RETIREMENT	87,000.00	6,611.03	53,221.46	61.17	33,778.54	0.00	0.00
01 1100 231 001 0000 2 000	RETIREMENT	96,000.00	7,500.34	60,229.14	62.74	35,770.86	0.00	0.00
01 1100 231 001 1116 2 000	HS Retirement - Teachers Pathways	9,000.00	678.46	5,651.39	62.79	3,348.61	0.00	0.00
01 1100 231 001 2190 2 000	HS Retirement - Coach	9,500.00	688.35	5,506.73	57.97	3,993.27	0.00	0.00
01 1100 231 001 2195 2 000	HS Retirement - Activity Sponsors	6,000.00	367.94	2,980.83	49.68	3,019.17	0.00	0.00
01 1100 231 001 2190 2 300	HS Retirement - Teacher Coach	0.00	0.00	830.20	0.00	(830.20)	0.00	0.00
01 1100 231 004 0000 3 000	MS Retirement	57,000.00	4,175.12	33,388.55	58.58	23,611.45	0.00	0.00
01 1100 231 004 2190 3 000	MS Retirement - Teacher Coach	3,500.00	240.62	1,924.92	55.00	1,575.08	0.00	0.00
01 1100 231 004 2195 3 000	MS Retirement - Activity Sponsors	500.00	16.04	128.32	25.66	371.68	0.00	0.00
01 1100 231 004 2190 3 300	MS Retirement - Teacher Coach	0.00	6.91	138.39	0.00	(138.39)	0.00	0.00
01 1100 232 000 0000 0 000	Retirement	0.00	0.00	17.98	0.00	(17.98)	0.00	0.00
01 1100 232 002 0000 1 000	Retirement	14,000.00	1,159.46	10,031.85	71.66	3,968.15	0.00	0.00
01 1100 232 001 0000 2 000	Retirement	0.00	48.85	411.43	0.00	(411.43)	0.00	0.00
01 1100 232 004 0000 3 000	Retirement	1,000.00	43.57	350.63	35.06	649.37	0.00	0.00
01 1100 233 000 0000 0 000	Retirement Sub In Lieu	0.00	11.10	175.69	0.00	(175.69)	0.00	0.00

BOARD EXPENDITURE REPORT BY FUNCTION

April 2019

Account Number	Account Description	Revised Budget	Expended During Month	Expenditures to Date	% of Budget	Balance at EOM	A/ P Outstanding	P/ O Outstanding
01 1100 233 002 0000 1 000	Retirement Substitute Teachers	0.00	0.00	7.10	0.00	(7.10)	0.00	0.00
01 1100 233 001 0000 2 000	Retirement Teachers HS Subs/ExtraD uty	0.00	0.00	4.44	0.00	(4.44)	0.00	0.00
01 1100 233 004 0000 3 000	Retirement Teachers MS Subs/ExtraD uty	0.00	0.00	4.44	0.00	(4.44)	0.00	0.00
01 1100 260 000 0000 0 000	UNEMPLOYMENT	2,000.00	0.00	2,026.75	101.34	(26.75)	0.00	0.00
01 1100 270 000 0000 0 000	Work Comp - Non-Instructional	4,000.00	511.69	3,684.17	92.10	315.83	0.00	0.00
01 1100 271 000 0000 0 000	Work Comp-Teachers/Prof	13,000.00	1,535.06	8,530.45	65.62	4,469.55	0.00	0.00
01 1100 272 000 0000 0 000	Work Comp Instructional Paras	4,000.00	511.69	3,684.17	92.10	315.83	0.00	0.00
01 1100 281 000 0000 0 000	Other Health Benefits	5,000.00	322.69	3,311.52	66.23	1,688.48	0.00	0.00
01 1100 281 002 0000 1 000	Other Health Benefits	7,000.00	795.31	6,362.48	90.89	637.52	0.00	0.00
01 1100 281 001 0000 2 000	Other Health Benefits	11,000.00	1,161.52	8,931.12	81.19	2,068.88	0.00	0.00
01 1100 281 001 1116 2 000	HS Health Benefits - Pathways Teachers	5,000.00	381.74	3,053.92	61.08	1,946.08	0.00	0.00
01 1100 281 004 0000 3 000	Other Health Benefits	8,000.00	652.54	5,220.32	65.25	2,779.68	0.00	0.00
01 1100 291 000 0000 0 000	Other Benefits	4,000.00	0.00	3,721.87	93.05	278.13	0.00	0.00
01 1100 320 000 0000 0 000	Professional Educational Services	1,000.00	0.00	425.00	42.50	575.00	0.00	0.00
01 1100 333 000 0000 0 000	District mileage paid to staff	500.00	0.00	0.00	0.00	500.00	0.00	0.00
01 1100 333 002 0000 1 000	Mileage paid to staff - Elem	500.00	0.00	0.00	0.00	500.00	0.00	0.00
01 1100 333 001 0000 2 000	Mileage paid to staff-HS	500.00	0.00	136.25	27.25	363.75	0.00	0.00
01 1100 333 004 0000 3 000	Mileage paid to staff - MS	500.00	0.00	0.00	0.00	500.00	0.00	0.00
01 1100 340 004 0000 3 000	Other Professional Services	0.00	0.00	143.52	0.00	(143.52)	0.00	0.00
01 1100 432 000 0000 0 000	Technology Support	15,000.00	0.00	0.00	0.00	15,000.00	0.00	0.00
01 1100 550 000 0000 0 000	Copiers/Printers Buyout	0.00	247.14	17,411.97	0.00	(17,411.97)	0.00	0.00
01 1100 550 002 0000 1 000	Elem Copier	12,000.00	2,027.14	9,151.08	76.26	2,848.92	0.00	0.00
01 1100 550 001 0000 2 000	Copiers	12,000.00	1,778.92	10,549.15	87.91	1,450.85	0.00	0.00
01 1100 550 004 0000 3 000	MS Copiers	6,000.00	765.39	4,680.90	78.02	1,319.10	0.00	0.00
01 1100 580 002 0000 1 000	TRAVEL EXPENSE AND MILEAGE	0.00	0.00	308.00	0.00	(308.00)	0.00	0.00
01 1100 580 001 1121 2 000	FBLA Travel	1,000.00	0.00	0.00	0.00	1,000.00	0.00	0.00
01 1100 580 001 1127 2 000	Student Travel Expense	1,000.00	0.00	1,065.51	106.55	(65.51)	0.00	0.00
01 1100 580 001 1128 2 000	Student Travel Expense	500.00	0.00	104.47	20.89	395.53	0.00	0.00
01 1100 580 001 1129 2 000	FFA Travel	1,200.00	0.00	0.00	0.00	1,200.00	0.00	0.00
01 1100 580 001 1130 2 000	FCCLA Travel	1,200.00	0.00	0.00	0.00	1,200.00	0.00	0.00
01 1100 580 004 1127 3 000	MS Vocal Student Expense	250.00	0.00	0.00	0.00	250.00	0.00	0.00
01 1100 591 001 2190 2 000	HS Athletic Coaches - Newman Grove	44,000.00	0.00	0.00	0.00	44,000.00	0.00	0.00
01 1100 591 004 2190 3 000	MS Athletic Coaches - Newman Grove	22,000.00	0.00	0.00	0.00	22,000.00	0.00	0.00
01 1100 610 000 0000 0 000	Supplies	22,000.00	55.29	362.85	1.65	21,637.15	0.00	0.00
01 1100 610 000 1126 0 000	Art Supplies	7,500.00	0.00	4,697.24	62.63	2,802.76	0.00	0.00
01 1100 610 002 0000 0 000	Supplies	0.00	0.00	508.00	0.00	(508.00)	0.00	0.00
01 1100 610 000 1126 0 100	Art Equipment	0.00	5,544.70	5,544.70	0.00	(5,544.70)	0.00	0.00
01 1100 610 002 0000 1 000	Elementary Requisitions	14,000.00	0.00	6,215.16	44.39	7,784.84	0.00	0.00
01 1100 610 002 1101 1 000	Other Expenses Gr. 1	800.00	0.00	560.23	70.03	239.77	0.00	0.00
01 1100 610 002 1102 1 000	SECOND GRADE SUPPLIES	800.00	0.00	0.00	0.00	800.00	0.00	0.00
01 1100 610 002 1103 1 000	THIRD GRADE SUPPLIES	1,200.00	27.94	1,051.05	87.59	148.95	0.00	0.00
01 1100 610 002 1104 1 000	FOURTH GRADE SUPPLIES	800.00	89.93	686.17	85.77	113.83	0.00	0.00
01 1100 610 002 1105 1 000	FIFTH GRADE SUPPLIES	800.00	50.74	50.74	6.34	749.26	0.00	0.00
01 1100 610 002 1107 1 000	KINDERGARTEN SUPPLIES	800.00	0.00	195.62	24.45	604.38	0.00	0.00
01 1100 610 002 1108 1 000	TITLE I SUPPLIES	400.00	0.00	224.49	56.12	175.51	0.00	0.00
01 1100 610 002 1122 1 000	Elem Science Supplies	200.00	9.52	9.52	4.76	190.48	0.00	0.00
01 1100 610 002 1123 1 000	Elem PE Supplies	400.00	0.00	0.00	0.00	400.00	0.00	0.00
01 1100 610 002 1127 1 000	Elem Music Supplies	400.00	0.00	268.91	67.23	131.09	0.00	0.00
01 1100 610 002 1128 1 000	Elem Band Supplies	400.00	90.00	306.88	76.72	93.12	0.00	0.00
01 1100 610 002 0000 1 100	ELEM FURN/EQUIP	40,000.00	0.00	370.43	0.93	39,629.57	0.00	0.00
01 1100 610 001 0000 2 000	Supplies	3,500.00	0.00	1,129.63	32.28	2,370.37	0.00	0.00
01 1100 610 001 1116 2 000	PATHWAYS FURNITURE & EQUIPMENT	2,000.00	0.00	50.16	2.51	1,949.84	0.00	0.00

BOARD EXPENDITURE REPORT BY FUNCTION

April 2019

Account Number	Account Description	Revised Budget	Expended During Month	Expenditures to Date	% of Budget	Balance at EOM	A/ P Outstanding	P/ O Outstanding
01 1100 610 001 1117 2 000	Lang Arts Supplies	4,500.00	0.00	596.40	13.25	3,903.60	0.00	0.00
01 1100 610 001 1118 2 000	Spanish Supplies	1,100.00	0.00	1,188.51	108.05	(88.51)	0.00	0.00
01 1100 610 001 1119 2 000	Soc Studies Supplies	1,600.00	0.00	1,254.31	78.39	345.69	0.00	0.00
01 1100 610 001 1120 2 000	Math Supplies	2,000.00	0.00	877.25	43.86	1,122.75	0.00	0.00
01 1100 610 001 1121 2 000	Business Supplies	1,600.00	0.00	1,669.93	104.37	(69.93)	0.00	0.00
01 1100 610 001 1122 2 000	Science Supplies	6,000.00	674.14	4,702.23	78.37	1,297.77	0.00	0.00
01 1100 610 001 1123 2 000	PE Supplies	4,000.00	0.00	4,059.65	101.49	(59.65)	0.00	0.00
01 1100 610 001 1124 2 000	Ind Arts Supplies	4,800.00	0.00	1,323.66	27.58	3,476.34	0.00	0.00
01 1100 610 001 1127 2 000	Music Supplies	5,000.00	175.91	1,472.29	29.45	3,527.71	0.00	0.00
01 1100 610 001 1128 2 000	Band Supplies	4,500.00	67.74	1,273.20	28.29	3,226.80	0.00	0.00
01 1100 610 001 1129 2 000	Ag Supplies	4,500.00	92.18	994.25	22.09	3,505.75	0.00	0.00
01 1100 610 001 1130 2 000	FCS Supplies	2,500.00	113.89	304.79	12.19	2,195.21	0.00	0.00
01 1100 610 001 0000 2 100	HS Furniture & Equipment	7,500.00	0.00	4,839.26	64.52	2,660.74	0.00	0.00
01 1100 610 001 1116 2 100	PATHWAYS FURNITURE & EQUIPMENT	500.00	0.00	0.00	0.00	500.00	0.00	0.00
01 1100 610 001 1124 2 100	Ind Arts Equipment	0.00	0.00	4,846.92	0.00	(4,846.92)	0.00	0.00
01 1100 610 001 1127 2 100	Music Equipment	0.00	0.00	4,500.00	0.00	(4,500.00)	0.00	0.00
01 1100 610 001 1128 2 100	Band Equipment	0.00	0.00	165.00	0.00	(165.00)	0.00	0.00
01 1100 610 001 1129 2 100	Ag Equipment	0.00	0.00	1,973.92	0.00	(1,973.92)	0.00	0.00
01 1100 610 004 0000 3 000	MS Supplies	2,000.00	2.00	400.55	20.03	1,599.45	0.00	0.00
01 1100 610 004 1117 3 000	MS Lang Arts Supplies	2,000.00	0.00	535.14	26.76	1,464.86	0.00	0.00
01 1100 610 004 1119 3 000	MS Social Studies Supplies	1,000.00	0.00	376.23	37.62	623.77	0.00	0.00
01 1100 610 004 1120 3 000	MS Math Supplies	2,000.00	0.00	0.00	0.00	2,000.00	0.00	0.00
01 1100 610 004 1122 3 000	MS Science Supplies	1,200.00	0.00	0.00	0.00	1,200.00	0.00	0.00
01 1100 610 004 1123 3 000	MS PE Supplies	1,000.00	0.00	834.54	83.45	165.46	0.00	0.00
01 1100 610 004 1127 3 000	MS Music Supplies	750.00	0.00	1,043.99	139.20	(293.99)	0.00	0.00
01 1100 610 004 1128 3 000	MS Band Supplies	750.00	46.93	224.41	29.92	525.59	0.00	0.00
01 1100 610 004 0000 3 100	MS Furn/Equip	2,500.00	0.00	116.29	4.65	2,383.71	0.00	0.00
01 1100 640 002 0000 1 000	TEXTBOOKS EL	40,000.00	0.00	252.89	0.63	39,747.11	0.00	0.00
01 1100 640 002 3155 1 000	Rule 4 - Textbook Loan	3,000.00	0.00	0.00	0.00	3,000.00	0.00	0.00
01 1100 640 001 0000 2 000	TEXTBOOKS SEC	35,000.00	0.00	1,425.27	4.07	33,574.73	0.00	0.00
01 1100 640 001 1116 2 000	Pathways Textbooks	250.00	0.00	0.00	0.00	250.00	0.00	0.00
01 1100 640 004 0000 3 000	MS Textbooks	20,000.00	0.00	2,547.00	12.74	17,453.00	0.00	0.00
01 1100 643 002 0000 1 000	Elem. Web-based Software	6,000.00	0.00	3,578.00	59.63	2,422.00	0.00	0.00
01 1100 643 001 0000 2 000	HS Web-based Software	5,000.00	0.00	0.00	0.00	5,000.00	0.00	0.00
01 1100 643 001 1116 2 000	Pathways Web-based Software	6,000.00	3,000.00	5,300.00	88.33	700.00	0.00	0.00
01 1100 643 001 1121 2 000	Business Class Web-based Software	0.00	0.00	2,449.00	0.00	(2,449.00)	0.00	0.00
01 1100 643 004 0000 3 000	MS Web-based Software	2,500.00	0.00	2,205.00	88.20	295.00	0.00	0.00
01 1100 650 000 0000 0 000	COMPUTER HARDWARE	70,000.00	0.00	396.87	0.57	69,603.13	0.00	0.00
01 1100 650 002 0000 1 000	Elem Comp Hardware	5,000.00	0.00	1,538.60	30.77	3,461.40	0.00	0.00
01 1100 650 002 1128 1 000	Band Software	0.00	158.00	158.00	0.00	(158.00)	0.00	0.00
01 1100 650 001 0000 2 000	HS Comp Hardware	10,000.00	0.00	0.00	0.00	10,000.00	0.00	0.00
01 1100 650 001 1121 2 000	Business Comp Hardware	0.00	0.00	847.98	0.00	(847.98)	0.00	0.00
01 1100 650 001 1124 2 000	Supplies-Technology Related	0.00	0.00	2,000.00	0.00	(2,000.00)	0.00	0.00
01 1100 650 001 1128 2 000	HS Band Software	500.00	158.00	158.00	31.60	342.00	0.00	0.00
01 1100 650 001 1129 2 000	HS Ag Software	300.00	0.00	0.00	0.00	300.00	0.00	0.00
01 1100 650 004 0000 3 000	MS Comp Hardware	2,000.00	0.00	139.91	7.00	1,860.09	0.00	0.00
01 1100 650 004 1128 3 000	Band Software	0.00	79.00	79.00	0.00	(79.00)	0.00	0.00
01 1100 810 001 1129 1 000	Dues & Fees	0.00	0.00	130.00	0.00	(130.00)	0.00	0.00
01 1100 810 002 0000 1 000	Elem Dues for Memberships	300.00	0.00	129.00	43.00	171.00	0.00	0.00
01 1100 810 002 1127 1 000	Elem Student Contest Fees	250.00	0.00	0.00	0.00	250.00	0.00	0.00
01 1100 810 001 0000 2 000	HS Dues for Membership	1,500.00	0.00	194.00	12.93	1,306.00	0.00	0.00
01 1100 810 001 1127 2 000	Student Contest Fees	1,500.00	0.00	628.00	41.87	872.00	0.00	0.00
01 1100 810 001 1128 2 000	Band Contest Fees	1,200.00	0.00	314.45	26.20	885.55	0.00	0.00
01 1100 810 001 1129 2 000	Ag Contest Fees	500.00	0.00	0.00	0.00	500.00	0.00	0.00
01 1100 810 004 0000 3 000	MS Dues for Memberships	500.00	0.00	129.00	25.80	371.00	0.00	0.00

BOARD EXPENDITURE REPORT BY FUNCTION

April 2019

Account Number	Account Description	Revised Budget	Expended During Month	Expenditures to Date	% of Budget	Balance at EOM	A/ P Outstanding	P/ O Outstanding
01 1100 810 004 1122 3 000	MS Science Student Contest Fees	400.00	0.00	0.00	0.00	400.00	0.00	0.00
01 1100 810 004 1127 3 000	MS Student Contest Fees	200.00	0.00	673.00	336.50	(473.00)	0.00	0.00
01 1100 810 004 1128 3 000	MS Band Contest Fees	200.00	0.00	216.00	108.00	(16.00)	0.00	0.00
1100	REGULAR INSTRUCTIONAL PROGRAMS	4,852,300.00	357,878.30	2,871,118.25	59.17	1,981,181.75	0.00	0.00
1115	Career Academy							
01 1115 111 001 0000 2 000	Salaries-Teachers/Prof Career Acad	11,000.00	957.00	7,656.00	69.60	3,344.00	0.00	0.00
01 1115 211 001 0000 2 000	HS Group Insurance Career Academy	100.00	0.86	6.88	6.88	93.12	0.00	0.00
01 1115 221 001 0000 2 000	HS Social Security - Career Acad	900.00	73.21	585.68	65.08	314.32	0.00	0.00
01 1115 333 001 0000 2 000	Mileage paid to welding instructor	400.00	0.00	0.00	0.00	400.00	0.00	0.00
01 1115 610 001 0000 2 000	Career Acad Supplies	500.00	0.00	0.00	0.00	500.00	0.00	0.00
01 1115 610 001 1115 2 000	Welding Supplies	4,000.00	177.32	2,847.63	71.19	1,152.37	0.00	0.00
01 1115 610 004 0000 3 000	MS Career Acad Supplies	200.00	0.00	0.00	0.00	200.00	0.00	0.00
01 1115 640 001 0000 2 000	Career Academy Textbooks	2,000.00	0.00	1,609.63	80.48	390.37	0.00	0.00
1115	Career Academy	19,100.00	1,208.39	12,705.82	66.52	6,394.18	0.00	0.00
1150	Limited English Proficiency							
01 1150 610 002 0000 1 000	LEP Supplies	0.00	0.00	122.33	0.00	(122.33)	0.00	0.00
1150	Limited English Proficiency	0.00	0.00	122.33	0.00	(122.33)	0.00	0.00
1190	Early Childhood							
01 1190 111 002 0000 1 000	Salaries-Teachers/Prof Preschool	100,000.00	8,112.16	64,897.28	64.90	35,102.72	0.00	0.00
01 1190 112 002 0000 1 000	Salaries-Preschool Para	54,000.00	3,529.17	40,876.30	75.70	13,123.70	0.00	0.00
01 1190 122 002 0000 1 000	Salaries - Substitute Preschool Para	2,000.00	750.00	2,608.75	130.44	(608.75)	0.00	0.00
01 1190 123 002 0000 1 000	Preschool Sub	2,500.00	230.00	1,880.13	75.21	619.87	0.00	0.00
01 1190 132 002 0000 1 000	Preschool Paraprofessional Overtime	500.00	0.00	0.00	0.00	500.00	0.00	0.00
01 1190 151 002 0000 1 000	Preschool Extra Duty	500.00	0.00	0.00	0.00	500.00	0.00	0.00
01 1190 211 002 0000 1 000	PS Group Insurance Teachers/Prof Staff	41,500.00	3,320.12	26,560.96	64.00	14,939.04	0.00	0.00
01 1190 212 002 0000 1 000	PS Group Insurance - Instructional Aides	3,000.00	17.75	585.45	19.52	2,414.55	0.00	0.00
01 1190 221 002 0000 1 000	PS Social Security - Teachers/Prof	8,000.00	616.60	4,946.74	61.83	3,053.26	0.00	0.00
01 1190 222 002 0000 1 000	PS Social Security - Para	4,500.00	327.32	3,315.96	73.69	1,184.04	0.00	0.00
01 1190 223 002 0000 1 000	PS Social Security - Substitute Teachers	0.00	17.59	143.82	0.00	(143.82)	0.00	0.00
01 1190 231 002 0000 1 000	PS Retirement - Teaches/Prof	1,000.00	801.30	6,410.43	641.04	(5,410.43)	0.00	0.00
01 1190 232 002 0000 1 000	PS Retirement Instructional Aides	5,500.00	348.60	3,852.42	70.04	1,647.58	0.00	0.00
01 1190 233 002 0000 1 000	Retirement Substitute Teachers	0.00	0.00	3.96	0.00	(3.96)	0.00	0.00
01 1190 281 002 0000 1 000	HSA Contributions	500.00	0.00	0.00	0.00	500.00	0.00	0.00
01 1190 291 002 0000 1 000	Preschool Fitness Ctr Membership	200.00	0.00	0.00	0.00	200.00	0.00	0.00
01 1190 330 002 0000 1 000	Preschool Employee Training & Dev.	800.00	0.00	160.00	20.00	640.00	0.00	0.00
01 1190 580 002 0000 1 000	Preschool Travel Expenses	600.00	0.00	0.00	0.00	600.00	0.00	0.00
01 1190 610 002 0000 1 000	Preschool Supplies	8,000.00	902.75	3,250.25	40.63	4,749.75	0.00	0.00
01 1190 610 002 1190 1 000	Supplies	1,600.00	0.00	2,180.70	136.29	(580.70)	0.00	0.00
01 1190 610 002 0000 1 100	Preschool Furniture/Equipment	1,500.00	0.00	0.00	0.00	1,500.00	0.00	0.00
01 1190 610 002 0000 1 700	PRESCHOOL SUPPLIES	10,000.00	0.00	4,539.00	45.39	5,461.00	0.00	0.00
01 1190 643 002 0000 1 000	Web-based Software	1,500.00	0.00	870.20	58.01	629.80	0.00	0.00
01 1190 650 002 0000 1 000	Preschool Technology Supplies	500.00	0.00	0.00	0.00	500.00	0.00	0.00
1190	Early Childhood	248,200.00	18,973.36	167,082.35	67.32	81,117.65	0.00	0.00
1200	SpEd Instructional Program School Age							

05/10/2019 03:13 PM

April 2019

User ID: GLS

Account Number	Account Description	Revised Budget	Expended During Month	Expenditures to Date	% of Budget	Balance at EOM	A/ P Outstanding	P/ O Outstanding
01 1200 111 000 0000 0 000	SpEd Director	45,000.00	3,774.52	30,196.16	67.10	14,803.84	0.00	0.00
01 1200 111 002 0000 1 000	SpEd Salaries-Teacher/Prof Elementary	112,000.00	9,019.00	72,152.00	64.42	39,848.00	0.00	0.00
01 1200 111 001 0000 2 000	SpEd Salaries-Teachers/Prof HS	122,000.00	9,715.00	77,575.15	63.59	44,424.85	0.00	0.00
01 1200 111 004 0000 3 000	SpEd Salaries-Teachers/Prof MS	55,000.00	4,102.52	30,942.50	56.26	24,057.50	0.00	0.00
01 1200 112 002 0000 1 000	AIDES SALARY ELE	55,000.00	4,228.68	38,015.50	69.12	16,984.50	0.00	0.00
01 1200 112 001 0000 2 000	AIDE SALARY SECON	64,000.00	5,006.65	44,197.85	69.06	19,802.15	0.00	0.00
01 1200 112 004 0000 3 000	MS SpEd Para	50,000.00	3,937.26	31,030.73	62.06	18,969.27	0.00	0.00
01 1200 122 002 0000 1 000	Salaries - Elem Para Sub SpEd	2,000.00	509.73	1,871.43	93.57	128.57	0.00	0.00
01 1200 122 001 0000 2 000	Salaries - HS Para Sub SpEd	750.00	5.00	1,497.50	199.67	(747.50)	0.00	0.00
01 1200 122 004 0000 3 000	Salaries - MS Para Sub SpEd	1,500.00	31.50	1,485.00	99.00	15.00	0.00	0.00
01 1200 123 002 0000 1 000	SUB SALARIES ELE	3,000.00	460.00	3,277.50	109.25	(277.50)	0.00	0.00
01 1200 123 001 0000 2 000	SUB SALARIES SEC	2,000.00	230.00	1,667.50	83.38	332.50	0.00	0.00
01 1200 123 004 0000 3 000	MS SpEd Substitute	4,000.00	0.00	5,922.50	148.06	(1,922.50)	0.00	0.00
01 1200 132 002 0000 1 000	Overtime-Instructional Aides Elem SpEd	0.00	0.00	2.90	0.00	(2.90)	0.00	0.00
01 1200 159 000 0000 0 000	SpEd Stipends/Extended Contract District	4,000.00	0.00	0.00	0.00	4,000.00	0.00	0.00
01 1200 211 000 0000 0 000	Group Insurance Teachers SpEd	10,000.00	746.62	5,972.96	59.73	4,027.04	0.00	0.00
01 1200 211 002 0000 1 000	Elem Group Insurance - SpEd	40,000.00	3,065.62	24,524.96	61.31	15,475.04	0.00	0.00
01 1200 211 001 0000 2 000	HS Group Insurance - SpEd	25,000.00	1,838.95	14,711.60	58.85	10,288.40	0.00	0.00
01 1200 211 004 0000 3 000	MS SpEd Health Insurance	22,000.00	1,108.72	8,455.55	38.43	13,544.45	0.00	0.00
01 1200 212 002 0000 1 000	Group Insurance	500.00	41.36	286.79	57.36	213.21	0.00	0.00
01 1200 212 001 0000 2 000	Group Insurance	6,000.00	500.50	4,004.00	66.73	1,996.00	0.00	0.00
01 1200 212 004 0000 3 000	Group Insurance	6,500.00	445.73	4,082.38	62.81	2,417.62	0.00	0.00
01 1200 221 000 0000 0 000	District Social Security - Teachers/Prof	4,000.00	287.31	2,306.87	57.67	1,693.13	0.00	0.00
01 1200 221 002 0000 1 000	SOC SEC	10,000.00	685.96	5,487.68	54.88	4,512.32	0.00	0.00
01 1200 221 001 0000 2 000	SOC SEC	10,000.00	739.71	5,918.82	59.19	4,081.18	0.00	0.00
01 1200 221 004 0000 3 000	MS SpEd Soc Sec	5,000.00	313.36	2,364.87	47.30	2,635.13	0.00	0.00
01 1200 222 002 0000 1 000	Social Security	5,000.00	362.48	3,051.23	61.02	1,948.77	0.00	0.00
01 1200 222 001 0000 2 000	Social Security	5,000.00	351.79	3,242.92	64.86	1,757.08	0.00	0.00
01 1200 222 004 0000 3 000	Social Security	4,000.00	297.18	2,436.19	60.90	1,563.81	0.00	0.00
01 1200 223 002 0000 1 000	Social Security	500.00	35.20	250.77	50.15	249.23	0.00	0.00
01 1200 223 001 0000 2 000	Social Security	200.00	17.59	127.54	63.77	72.46	0.00	0.00
01 1200 223 004 0000 3 000	Social Security	500.00	0.00	453.06	90.61	46.94	0.00	0.00
01 1200 231 000 0000 0 000	Retirement - Teaches/Prof SpEd	5,000.00	372.84	2,982.72	59.65	2,017.28	0.00	0.00
01 1200 231 002 0000 1 000	RETIREMENT	12,000.00	890.88	7,127.02	59.39	4,872.98	0.00	0.00
01 1200 231 001 0000 2 000	RETIREMENT	12,000.00	959.64	7,662.71	63.86	4,337.29	0.00	0.00
01 1200 231 004 0000 3 000	MS SpEd Retirement	6,000.00	405.24	3,056.42	50.94	2,943.58	0.00	0.00
01 1200 232 002 0000 1 000	Retirement	5,500.00	376.43	3,438.31	62.51	2,061.69	0.00	0.00
01 1200 232 001 0000 2 000	Retirement	7,000.00	494.54	4,365.74	62.37	2,634.26	0.00	0.00
01 1200 232 004 0000 3 000	Retirement	5,000.00	392.03	3,156.33	63.13	1,843.67	0.00	0.00
01 1200 281 002 0000 1 000	Other Health Benefits	4,000.00	254.50	2,036.00	50.90	1,964.00	0.00	0.00
01 1200 281 001 0000 2 000	Other Health Benefits	3,000.00	222.69	1,781.52	59.38	1,218.48	0.00	0.00
01 1200 281 004 0000 3 000	Other Health Benefits	4,000.00	198.78	1,436.82	35.92	2,563.18	0.00	0.00
01 1200 291 000 0000 0 000	Fitness Center - District	200.00	0.00	0.00	0.00	200.00	0.00	0.00
01 1200 291 001 0000 2 000	Fitness Center - HS	200.00	0.00	0.00	0.00	200.00	0.00	0.00
01 1200 320 002 0000 1 000	OTHER PROF/TECH SERVICES	20,000.00	2,323.05	17,081.25	85.41	2,918.75	0.00	0.00
01 1200 320 001 0000 2 000	Pupil Services	20,000.00	0.00	0.00	0.00	20,000.00	0.00	0.00
01 1200 320 004 0000 3 000	Professional Educational Services	20,000.00	0.00	17,500.00	87.50	2,500.00	0.00	0.00
01 1200 330 000 0000 0 000	Employee Training & Development	800.00	0.00	335.00	41.88	465.00	0.00	0.00
01 1200 330 002 0000 1 000	Elem SpEd Training/Development	500.00	0.00	180.00	36.00	320.00	0.00	0.00
01 1200 330 001 0000 2 000	Employee Training & Development	2,000.00	0.00	500.00	25.00	1,500.00	0.00	0.00
01 1200 330 004 0000 3 000	MS SpEd Training/Development	200.00	0.00	0.00	0.00	200.00	0.00	0.00
01 1200 580 000 0000 0 000	TRAVEL EXPENSE AND MILEAGE	800.00	0.00	347.00	43.38	453.00	0.00	0.00

05/10/2019 03:13 PM

April 2019

User ID: GLS

Account Number	Account Description	Revised Budget	Expended During Month	Expenditures to Date	% of Budget	Balance at EOM	A/ P Outstanding	P/ O Outstanding
01 1200 580 002 0000 1 000	TRAVEL INSERVICE	200.00	0.00	0.00	0.00	200.00	0.00	0.00
01 1200 580 001 0000 2 000	TRAVEL INSERVICE	1,500.00	42.76	65.72	4.38	1,434.28	0.00	0.00
01 1200 580 004 0000 3 000	MS SpEd Travel	200.00	0.00	0.00	0.00	200.00	0.00	0.00
01 1200 591 002 0000 1 000	Elem. Purchased Services from ESU	0.00	168.32	602.86	0.00	(602.86)	0.00	0.00
01 1200 591 001 0000 2 000	HS. Purchased Services from ESU	0.00	6,593.70	36,460.14	0.00	(36,460.14)	0.00	0.00
01 1200 591 004 0000 3 000	MS Purchased Services from ESU	0.00	0.00	299.19	0.00	(299.19)	0.00	0.00
01 1200 610 002 0000 1 000	SUPPLIES	3,500.00	106.21	532.15	15.20	2,967.85	0.00	0.00
01 1200 610 002 0000 1 100	FURNITURE & EQUIPMENT	1,000.00	0.00	1,101.00	110.10	(101.00)	0.00	0.00
01 1200 610 001 0000 2 000	SUPPLIES	3,000.00	0.00	282.92	9.43	2,717.08	0.00	0.00
01 1200 610 001 0000 2 100	FURNITURE & EQUIPMENT	500.00	0.00	0.00	0.00	500.00	0.00	0.00
01 1200 610 004 0000 3 000	MS SpEd Supplies	500.00	0.00	73.49	14.70	426.51	0.00	0.00
01 1200 610 004 0000 3 100	MS SpEd Furn&Equip	500.00	0.00	0.00	0.00	500.00	0.00	0.00
01 1200 640 002 0000 1 000	TEXTBOOKS ELE	500.00	0.00	0.00	0.00	500.00	0.00	0.00
01 1200 640 001 0000 2 000	TEXTBOOKS	500.00	0.00	0.00	0.00	500.00	0.00	0.00
01 1200 640 004 0000 3 000	MS SpEd Textbooks	500.00	0.00	0.00	0.00	500.00	0.00	0.00
01 1200 643 000 0000 0 000	STUDENT RECORD SYSTEM	2,500.00	0.00	0.00	0.00	2,500.00	0.00	0.00
01 1200 650 000 0000 0 000	IEP COMPUTER PROGRAM	500.00	0.00	0.00	0.00	500.00	0.00	0.00
01 1200 650 002 0000 1 000	COMPUTER HARDWARE	500.00	0.00	0.00	0.00	500.00	0.00	0.00
01 1200 650 001 0000 2 000	COMPUTER HARDWARE	500.00	0.00	0.00	0.00	500.00	0.00	0.00
01 1200 650 004 0000 3 000	MS SpEd Computer Equip	500.00	0.00	0.00	0.00	500.00	0.00	0.00
1200 SpEd Instructional Program School Age		819,550.00	65,659.55	539,916.72	65.88	279,633.28	0.00	0.00
1291 SpEd Instructional-Age3-5								
01 1291 112 002 0000 1 000	PRE SCHOOL SPED SALARIES	9,000.00	0.00	0.00	0.00	9,000.00	0.00	0.00
01 1291 122 002 0000 1 000	Preschool SpEd Para Sub	500.00	0.00	0.00	0.00	500.00	0.00	0.00
01 1291 212 002 0000 1 000	Insurance - Preschool Sped Paras	3,000.00	0.00	0.00	0.00	3,000.00	0.00	0.00
01 1291 222 002 0000 1 000	Social Security	700.00	0.00	0.00	0.00	700.00	0.00	0.00
01 1291 232 002 0000 1 000	Retirement	750.00	0.00	0.00	0.00	750.00	0.00	0.00
01 1291 610 002 0000 1 000	Preschool SpEd Supplies	2,000.00	0.00	0.00	0.00	2,000.00	0.00	0.00
01 1291 610 002 0000 1 100	Preschool SpEd Equipment	500.00	0.00	0.00	0.00	500.00	0.00	0.00
1291 SpEd Instructional-Age3-5		16,450.00	0.00	0.00	0.00	16,450.00	0.00	0.00
1300 Summer School								
01 1300 151 002 0000 1 000	Summer School Elementary	3,000.00	0.00	0.00	0.00	3,000.00	0.00	0.00
01 1300 151 001 0000 2 000	Summer School Secondary	3,500.00	0.00	0.00	0.00	3,500.00	0.00	0.00
01 1300 151 004 0000 3 000	MS Summer School	1,000.00	0.00	0.00	0.00	1,000.00	0.00	0.00
01 1300 221 002 0000 1 000	Social Security	300.00	0.00	0.00	0.00	300.00	0.00	0.00
01 1300 221 001 0000 2 000	Social Security	300.00	0.00	0.00	0.00	300.00	0.00	0.00
01 1300 221 004 0000 3 000	MS Summer School Soc Sec	100.00	0.00	0.00	0.00	100.00	0.00	0.00
01 1300 231 002 0000 1 000	Retirement	300.00	0.00	0.00	0.00	300.00	0.00	0.00
01 1300 231 001 0000 2 000	Retirement	300.00	0.00	0.00	0.00	300.00	0.00	0.00
01 1300 231 004 0000 3 000	MS Summer School Retire	100.00	0.00	0.00	0.00	100.00	0.00	0.00
01 1300 610 002 0000 1 000	Summer School Supplies	200.00	0.00	0.00	0.00	200.00	0.00	0.00
01 1300 610 001 0000 2 000	Summer School Supplies	200.00	0.00	0.00	0.00	200.00	0.00	0.00
01 1300 610 004 0000 3 000	Summer School Supplies	200.00	0.00	0.00	0.00	200.00	0.00	0.00
1300 Summer School		9,500.00	0.00	0.00	0.00	9,500.00	0.00	0.00
2110 ATTENDANCE AND SOCIAL WORK								
01 2110 643 000 0000 0 000	Web-based Software	6,000.00	0.00	3,229.20	53.82	2,770.80	0.00	0.00
2110 ATTENDANCE AND SOCIAL WORK		6,000.00	0.00	3,229.20	53.82	2,770.80	0.00	0.00
2120 GUIDANCE SERVICES								
01 2120 111 002 0000 1 000	ElemGuidance Salaries-Teachers/Prof Elem	38,000.00	3,045.00	24,360.00	64.11	13,640.00	0.00	0.00
01 2120 111 001 0000 2 000	HS Salaries- Guidance	74,000.00	6,684.08	53,472.64	72.26	20,527.36	0.00	0.00
01 2120 111 004 0000 3 000	MS Guidance Salaries-Teachers/Prof MS	30,000.00	2,164.13	17,689.20	58.96	12,310.80	0.00	0.00

BOARD EXPENDITURE REPORT BY FUNCTION

April 2019

Account Number	Account Description	Revised Budget	Expended During Month	Expenditures to Date	% of Budget	Balance at EOM	A/ P Outstanding	P/ O Outstanding
01 2120 123 004 0000 3 000	MS Guidance Sub	2,000.00	0.00	0.00	0.00	2,000.00	0.00	0.00
01 2120 159 001 0000 2 000	Guidance - Extended Contract	8,000.00	0.00	0.00	0.00	8,000.00	0.00	0.00
01 2120 211 002 0000 1 000	Elem Group Insurance - Guidance	9,000.00	518.82	4,421.34	49.13	4,578.66	0.00	0.00
01 2120 211 001 0000 2 000	HS Group Insurance - Guidance	18,000.00	1,405.56	11,244.48	62.47	6,755.52	0.00	0.00
01 2120 211 004 0000 3 000	MS Group Insurance - Guidance	8,000.00	527.08	4,269.19	53.36	3,730.81	0.00	0.00
01 2120 221 002 0000 1 000	Elem Social Security - Guidance	3,000.00	232.94	1,863.53	62.12	1,136.47	0.00	0.00
01 2120 221 001 0000 2 000	HS Social Security- Guidance	7,000.00	507.32	4,072.56	58.18	2,927.44	0.00	0.00
01 2120 221 004 0000 3 000	MS Social Security - Guidance	2,000.00	164.86	1,347.62	67.38	652.38	0.00	0.00
01 2120 231 002 0000 1 000	Elem Retirement - Guidance	4,000.00	300.78	2,406.24	60.16	1,593.76	0.00	0.00
01 2120 231 001 0000 2 000	HS Retirement - Guidance	8,000.00	660.24	5,281.91	66.02	2,718.09	0.00	0.00
01 2120 231 004 0000 3 000	MS Retirement - Guidance	3,000.00	213.77	1,747.31	58.24	1,252.69	0.00	0.00
01 2120 281 002 0000 1 000	Elem Health Benefits-Guidance	1,000.00	90.26	361.04	36.10	638.96	0.00	0.00
01 2120 281 001 0000 2 000	HS Health Benefits-Guidance	4,000.00	254.50	2,036.00	50.90	1,964.00	0.00	0.00
01 2120 281 004 0000 3 000	MS Health Benefits Guidance	2,000.00	95.44	763.52	38.18	1,236.48	0.00	0.00
01 2120 291 001 0000 2 000	HS Guidance-Fitness Ctr	200.00	0.00	0.00	0.00	200.00	0.00	0.00
01 2120 330 002 0000 1 000	Elem GuidTraining/Development	500.00	0.00	265.00	53.00	235.00	0.00	0.00
01 2120 330 001 0000 2 000	Employee Training & Development	500.00	0.00	379.99	76.00	120.01	0.00	0.00
01 2120 330 004 0000 3 000	MS Guidance Training/Development	500.00	0.00	0.00	0.00	500.00	0.00	0.00
01 2120 580 002 0000 1 000	ELEM TRAVEL EXP/MILEAGE	500.00	0.00	51.97	10.39	448.03	0.00	0.00
01 2120 580 001 0000 2 000	TRAVEL	500.00	0.00	51.98	10.40	448.02	0.00	0.00
01 2120 580 004 0000 3 000	MS Guidance Travel	500.00	0.00	0.00	0.00	500.00	0.00	0.00
01 2120 610 002 0000 1 000	SUPPLIES	800.00	0.00	164.92	20.62	635.08	0.00	0.00
01 2120 610 001 0000 2 000	SUPPLIES	1,500.00	0.00	855.61	57.04	644.39	0.00	0.00
01 2120 610 001 0000 2 100	GUIDANCE FURNITURE/EQUIPMENT	0.00	0.00	389.90	0.00	(389.90)	0.00	0.00
01 2120 610 004 0000 3 000	MS Guidance Supplies	800.00	14.80	176.24	22.03	623.76	0.00	0.00
01 2120 650 002 0000 1 000	Elem Guidance - Tech-Related Supplies	200.00	0.00	0.00	0.00	200.00	0.00	0.00
01 2120 650 001 0000 2 000	COMPUTER EQUIPMENT (SOFTWARE)	200.00	0.00	131.79	65.90	68.21	0.00	0.00
01 2120 650 004 0000 3 000	Software	200.00	0.00	0.00	0.00	200.00	0.00	0.00
2120	GUIDANCE SERVICES	227,900.00	16,879.58	137,803.98	60.47	90,096.02	0.00	0.00
2130	HEALTH SERVICES							
01 2130 320 000 0000 0 000	School Nurse Contract	46,000.00	0.00	30,071.48	65.37	15,928.52	0.00	0.00
01 2130 330 000 0000 0 000	School NurseTraining/Development	200.00	0.00	0.00	0.00	200.00	0.00	0.00
01 2130 610 000 0000 0 000	SUPPLIES	2,500.00	0.00	0.00	0.00	2,500.00	0.00	0.00
2130	HEALTH SERVICES	48,700.00	0.00	30,071.48	61.75	18,628.52	0.00	0.00
2141	Psych Services SpEd School Age							
01 2141 111 002 0000 1 000	School Psych Salaries Elem	48,000.00	3,920.80	31,366.40	65.35	16,633.60	0.00	0.00
01 2141 111 001 0000 2 000	School Psych Salaries HS	7,500.00	603.20	4,825.60	64.34	2,674.40	0.00	0.00
01 2141 111 004 0000 3 000	School Psych Salaries-MS	2,000.00	754.00	6,032.00	301.60	(4,032.00)	0.00	0.00
01 2141 211 002 0000 1 000	Elem Group Insurance Psych	12,000.00	934.10	7,472.80	62.27	4,527.20	0.00	0.00
01 2141 211 001 0000 2 000	HS Group Insurance Psych	2,000.00	143.71	1,149.68	57.48	850.32	0.00	0.00
01 2141 211 004 0000 3 000	MS Group Insurance Psych	0.00	179.63	1,437.04	0.00	(1,437.04)	0.00	0.00
01 2141 221 002 0000 1 000	Elem Social Security - Psych	4,000.00	298.92	2,391.36	59.78	1,608.64	0.00	0.00
01 2141 221 001 0000 2 000	HS Social Security - Psych	750.00	45.99	367.92	49.06	382.08	0.00	0.00
01 2141 221 004 0000 3 000	MS Social Security - Psych	200.00	57.48	459.84	229.92	(259.84)	0.00	0.00
01 2141 231 002 0000 1 000	Elem Retirement - Psych	5,000.00	387.29	3,098.32	61.97	1,901.68	0.00	0.00
01 2141 231 001 0000 2 000	HS Retirement - Psych	750.00	59.58	476.64	63.55	273.36	0.00	0.00
01 2141 231 004 0000 3 000	MS Retirement - Psych	250.00	74.48	595.84	238.34	(345.84)	0.00	0.00
01 2141 281 002 0000 1 000	Elem Health Benefits Psych	2,000.00	165.43	1,323.44	66.17	676.56	0.00	0.00
01 2141 281 001 0000 2 000	HS Health Benefits Psych	500.00	25.45	203.60	40.72	296.40	0.00	0.00
01 2141 281 004 0000 3 000	MS Health Benefits Psych	250.00	31.81	254.48	101.79	(4.48)	0.00	0.00
01 2141 330 000 0000 0 000	Psych Registration/Conference Fees	400.00	0.00	0.00	0.00	400.00	0.00	0.00
01 2141 580 000 0000 0 000	Psychologist Travel Expenses	200.00	0.00	0.00	0.00	200.00	0.00	0.00

05/10/2019 03:13 PM

April 2019

User ID: GLS

Account Number	Account Description	Revised Budget	Expended During Month	Expenditures to Date	% of Budget	Balance at EOM	A/ P Outstanding	P/ O Outstanding
01 2141 610 000 0000 0 000	SUPPLIES	1,500.00	0.00	290.87	19.39	1,209.13	0.00	0.00
2141	Psych Services SpEd School Age	87,300.00	7,681.87	61,745.83	70.73	25,554.17	0.00	0.00
2151	Speech Audiology SpEd School Age							
01 2151 111 002 0000 1 000	Speech/Audiology Salaries Elem	47,000.00	3,831.77	30,654.16	65.22	16,345.84	0.00	0.00
01 2151 111 001 0000 2 000	Speech/Audiology Salaries HS	6,000.00	472.41	3,779.28	62.99	2,220.72	0.00	0.00
01 2151 211 002 0000 1 000	Elem Group Insurance Speech/Audiology	12,000.00	908.39	7,267.12	60.56	4,732.88	0.00	0.00
01 2151 211 001 0000 2 000	HS Group Insurance Speech/Audiology	1,500.00	111.99	895.92	59.73	604.08	0.00	0.00
01 2151 221 002 0000 1 000	Elem Social Security - Speech Audiology	4,000.00	293.13	2,345.04	58.63	1,654.96	0.00	0.00
01 2151 221 001 0000 2 000	HS Social Security - Speech Audiology	500.00	36.14	289.12	57.82	210.88	0.00	0.00
01 2151 231 002 0000 1 000	Elem Retirement - SpeechAudiology	5,000.00	378.50	3,027.98	60.56	1,972.02	0.00	0.00
01 2151 231 001 0000 2 000	HS Retirement - SpeechAudiology	750.00	46.66	373.28	49.77	376.72	0.00	0.00
01 2151 320 002 0000 1 000	Contracted Services- Speech	2,000.00	0.00	0.00	0.00	2,000.00	0.00	0.00
01 2151 320 004 0000 3 000	Contracted Services - MS Speech	2,000.00	0.00	0.00	0.00	2,000.00	0.00	0.00
01 2151 330 000 0000 0 000	Speech Registration/Conference Fees	250.00	0.00	0.00	0.00	250.00	0.00	0.00
01 2151 580 000 0000 0 000	TRAVEL EXPENSE AND MILEAGE	250.00	0.00	10.28	4.11	239.72	0.00	0.00
01 2151 591 002 0000 1 000	Elem Speech Purchased Services	0.00	3,686.04	22,737.10	0.00	(22,737.10)	0.00	0.00
01 2151 591 004 0000 3 000	Purchased Services from ESU	0.00	2,971.50	18,183.52	0.00	(18,183.52)	0.00	0.00
01 2151 610 002 0000 1 000	Elem Speech Supplies	1,100.00	0.00	273.32	24.85	826.68	0.00	0.00
01 2151 810 000 0000 0 000	DUES AND FEES	0.00	0.00	140.00	0.00	(140.00)	0.00	0.00
2151	Speech Audiology SpEd School Age	82,350.00	12,736.53	89,976.12	109.26	(7,626.12)	0.00	0.00
2152	Speech Patholog/Audiology y Age 3-5							
01 2152 111 002 0000 1 000	Speech/Audiology Salaries Preschool	12,000.00	944.82	7,558.56	62.99	4,441.44	0.00	0.00
01 2152 211 002 0000 1 000	PS Group Insurance Speech/Audiology	3,000.00	223.99	1,791.92	59.73	1,208.08	0.00	0.00
01 2152 221 002 0000 1 000	PS Social Security - Speech/Audiology	1,000.00	72.28	578.24	57.82	421.76	0.00	0.00
01 2152 231 002 0000 1 000	PS Retirement - Speech/Audiology	1,500.00	93.33	746.64	49.78	753.36	0.00	0.00
01 2152 610 002 0000 1 000	Preschool Speech Supplies	250.00	0.00	0.00	0.00	250.00	0.00	0.00
2152	Speech Patholog/Audiology y Age 3-5	17,750.00	1,334.42	10,675.36	60.14	7,074.64	0.00	0.00
2153	Speech Pathology/Audiology Age 0-2							
01 2153 340 002 0000 1 000	Birth-2 Speech Services	500.00	0.00	0.00	0.00	500.00	0.00	0.00
2153	Speech Pathology/Audiology Age 0-2	500.00	0.00	0.00	0.00	500.00	0.00	0.00
2161	Occupational Therapy School Age							
01 2161 340 002 0000 1 000	OCCUPATIONAL THERAPY ELEM	1,000.00	1,860.30	14,020.87	1,402.09	(13,020.87)	0.00	0.00
01 2161 340 001 0000 2 000	OCCUPATION THERAPY -SECONDARY	0.00	15.75	63.00	0.00	(63.00)	0.00	0.00
01 2161 340 004 0000 3 000	Other Professional Services	0.00	162.90	2,237.80	0.00	(2,237.80)	0.00	0.00
2161	Occupational Therapy School Age	1,000.00	2,038.95	16,321.67	1,632.17	(15,321.67)	0.00	0.00
2162	Occupational Therapy - Age 3-5							
01 2162 340 002 0000 1 000	Other Professional Services	1,000.00	514.75	1,903.50	190.35	(903.50)	0.00	0.00
2162	Occupational Therapy - Age 3-5	1,000.00	514.75	1,903.50	190.35	(903.50)	0.00	0.00
2163	Physical Therapy- Age 0-2							
01 2163 340 002 0000 1 000	OT SpEd 0-2	1,000.00	2,257.35	4,489.80	448.98	(3,489.80)	0.00	0.00
2163	Physical Therapy- Age 0-2	1,000.00	2,257.35	4,489.80	448.98	(3,489.80)	0.00	0.00
2171	Physical Therapy -School Age							
01 2171 340 002 0000 1 000	PHYSICAL THER - ELEM	500.00	0.00	425.00	85.00	75.00	0.00	0.00
01 2171 340 001 0000 2 000	PHYSICAL THERAPY	0.00	0.00	62.50	0.00	(62.50)	0.00	0.00
01 2171 340 004 0000 3 000	Other Professional Services	500.00	0.00	149.96	29.99	350.04	0.00	0.00

BOARD EXPENDITURE REPORT BY FUNCTION

April 2019

Account Number	Account Description	Revised Budget	Expended During Month	Expenditures to Date	% of Budget	Balance at EOM	A/ P Outstanding	P/ O Outstanding
2171	Physical Therapy -School Age	1,000.00	0.00	637.46	63.75	362.54	0.00	0.00
2172	Physical Therapy - 3-5							
01 2172 340 002 0000 1 000	PT SpEd 3-5	1,000.00	0.00	0.00	0.00	1,000.00	0.00	0.00
2172	Physical Therapy - 3-5	1,000.00	0.00	0.00	0.00	1,000.00	0.00	0.00
2173	Physical Therapy - 0-2							
01 2173 340 002 0000 1 000	PT SpEd 0-2	1,000.00	0.00	0.00	0.00	1,000.00	0.00	0.00
2173	Physical Therapy - 0-2	1,000.00	0.00	0.00	0.00	1,000.00	0.00	0.00
2181	Vision							
01 2181 340 004 0000 3 000	Vision Services SpEd MS	1,000.00	0.00	0.00	0.00	1,000.00	0.00	0.00
2181	Vision	1,000.00	0.00	0.00	0.00	1,000.00	0.00	0.00
2190	Activities							
01 2190 340 002 0000 1 000	Student Drug & Alcohol Testing	0.00	0.00	563.00	0.00	(563.00)	0.00	0.00
01 2190 340 001 0000 2 000	Other Professional Services	0.00	0.00	300.00	0.00	(300.00)	0.00	0.00
01 2190 340 004 0000 3 000	MS Student Drug & Alcohol Testing	0.00	0.00	624.00	0.00	(624.00)	0.00	0.00
01 2190 580 001 2195 2 000	HS Speech Travel Expense	0.00	140.00	279.98	0.00	(279.98)	0.00	0.00
01 2190 610 001 2195 2 000	HS Speech Supplies	1,200.00	0.00	998.64	83.22	201.36	0.00	0.00
01 2190 610 004 2195 3 000	MS Speech Supplies	250.00	57.04	378.78	151.51	(128.78)	0.00	0.00
01 2190 810 001 0000 2 000	Dues & Fees	0.00	0.00	125.00	0.00	(125.00)	0.00	0.00
01 2190 810 001 2195 2 000	HS Speech Fees	2,800.00	236.12	3,090.12	110.36	(290.12)	0.00	0.00
01 2190 810 004 2195 3 000	MS Speech Dues & Fees	500.00	54.00	179.00	35.80	321.00	0.00	0.00
2190	Activities	4,750.00	487.16	6,538.52	137.65	(1,788.52)	0.00	0.00
2210	Improvement of Instruction							
01 2210 151 002 0000 1 000	Salaries - Mentor or SAT Elementary	1,500.00	145.00	1,160.00	77.33	340.00	0.00	0.00
01 2210 151 001 0000 2 000	Salaries - Mentor or SAT HS	2,000.00	145.00	1,160.00	58.00	840.00	0.00	0.00
01 2210 151 004 0000 3 000	Salaries - Mentor or SAT MS	2,000.00	139.20	1,113.60	55.68	886.40	0.00	0.00
01 2210 221 002 0000 1 000	Elem Social Security - SAT/Mentors	200.00	11.10	88.80	44.40	111.20	0.00	0.00
01 2210 221 001 0000 2 000	HS Social Security - SAT/Mentors	200.00	11.12	88.85	44.43	111.15	0.00	0.00
01 2210 221 004 0000 3 000	MS Social Security - SAT/Mentors	200.00	10.64	85.12	42.56	114.88	0.00	0.00
01 2210 231 002 0000 1 000	Elem Retirement - SAT/Mentor	200.00	14.31	114.48	57.24	85.52	0.00	0.00
01 2210 231 001 0000 2 000	HS Retirement - SAT/Mentor	200.00	14.33	114.60	57.30	85.40	0.00	0.00
01 2210 231 004 0000 3 000	MS Retirement - SAT/Mentor	200.00	13.75	110.00	55.00	90.00	0.00	0.00
2210	Improvement of Instruction	6,700.00	504.45	4,035.45	60.23	2,664.55	0.00	0.00
2211	School Improvement							
01 2211 151 000 0000 0 000	School Improvement Teachers/Prof Staff	4,000.00	301.60	2,412.80	60.32	1,587.20	0.00	0.00
01 2211 221 000 0000 0 000	Social Security - School Improvement	300.00	23.04	184.45	61.48	115.55	0.00	0.00
01 2211 231 000 0000 0 000	Retirement - School Improvement	400.00	29.80	238.37	59.59	161.63	0.00	0.00
01 2211 320 000 0000 0 000	School Improve Services	1,000.00	0.00	0.00	0.00	1,000.00	0.00	0.00
01 2211 610 000 0000 0 000	School Improvement Supplies	0.00	0.00	57.70	0.00	(57.70)	0.00	0.00
01 2211 810 000 0000 0 000	AdvancEd Accreditation	1,000.00	0.00	0.00	0.00	1,000.00	0.00	0.00
01 2211 810 002 0000 1 000	Elem Accreditation	1,000.00	0.00	0.00	0.00	1,000.00	0.00	0.00
01 2211 810 001 0000 2 000	HS Accreditation	1,000.00	0.00	0.00	0.00	1,000.00	0.00	0.00
01 2211 810 004 0000 3 000	MS Accreditation	1,000.00	0.00	0.00	0.00	1,000.00	0.00	0.00
2211	School Improvement	9,700.00	354.44	2,893.32	29.83	6,806.68	0.00	0.00
2214	Professional Development							
01 2214 151 002 0000 1 000	Elem Teachers/Prof Staff Prof Dev	3,000.00	0.00	963.91	32.13	2,036.09	0.00	0.00
01 2214 151 001 0000 2 000	HS Teachers/Prof Staff Prof Dev	2,000.00	0.00	509.46	25.47	1,490.54	0.00	0.00

BOARD EXPENDITURE REPORT BY FUNCTION

April 2019

Account Number	Account Description	Revised Budget	Expended During Month	Expenditures to Date	% of Budget	Balance at EOM	A/ P Outstanding	P/ O Outstanding
01 2214 151 001 1116 2 000	Pathways Teachers/Prof Staff Prof Dev	1,000.00	0.00	0.00	0.00	1,000.00	0.00	0.00
01 2214 151 004 0000 3 000	MS Teachers/Prof Staff Prof Dev	2,000.00	0.00	407.43	20.37	1,592.57	0.00	0.00
01 2214 221 002 0000 1 000	Elem Social Security - Teachers PD	300.00	0.00	73.74	24.58	226.26	0.00	0.00
01 2214 221 001 0000 2 000	HS Social Security - Teachers PD	200.00	0.00	39.03	19.52	160.97	0.00	0.00
01 2214 221 001 1116 2 000	Pathways Prof Dev - Soc Security	200.00	0.00	0.00	0.00	200.00	0.00	0.00
01 2214 221 004 0000 3 000	MS Social Security - Teachers PD	200.00	0.00	31.14	15.57	168.86	0.00	0.00
01 2214 231 002 0000 1 000	Elem Retirement - PD	300.00	0.00	78.98	26.33	221.02	0.00	0.00
01 2214 231 001 0000 2 000	HS Retirement - PD	200.00	0.00	50.33	25.17	149.67	0.00	0.00
01 2214 231 001 1116 2 000	Pathways Prof Dev - Retirement	200.00	0.00	0.00	0.00	200.00	0.00	0.00
01 2214 231 004 0000 3 000	MS Retirement - PD	200.00	0.00	40.26	20.13	159.74	0.00	0.00
01 2214 320 000 0000 0 000	OTHER PROF/TECH SERVICES	0.00	0.00	0.00	0.00	0.00	0.00	0.00
01 2214 320 002 0000 1 000	PROFESSIONAL SERVIES	5,000.00	0.00	0.00	0.00	5,000.00	0.00	0.00
01 2214 320 001 0000 2 000	PROF INSERVICES	1,000.00	0.00	0.00	0.00	1,000.00	0.00	0.00
01 2214 320 004 0000 3 000	MS Contracted Services for PD	1,500.00	0.00	0.00	0.00	1,500.00	0.00	0.00
01 2214 330 000 0000 0 000	Professional Development	0.00	90.00	395.00	0.00	(395.00)	0.00	0.00
01 2214 330 002 0000 1 000	TRANSPORTATION SERVICES	2,000.00	0.00	460.50	23.03	1,539.50	0.00	0.00
01 2214 330 001 0000 2 000	HS Employee Training & Development	2,000.00	0.00	1,057.50	52.88	942.50	0.00	0.00
01 2214 330 001 1116 2 000	Pathways Training & Development	1,000.00	0.00	0.00	0.00	1,000.00	0.00	0.00
01 2214 330 004 0000 3 000	MS Training & Development	2,000.00	0.00	149.00	7.45	1,851.00	0.00	0.00
01 2214 333 000 0000 0 000	Mileage	0.00	0.00	47.96	0.00	(47.96)	0.00	0.00
01 2214 333 001 0000 2 000	Mileage	0.00	139.20	287.33	0.00	(287.33)	0.00	0.00
01 2214 580 000 0000 0 000	INSERVICE EXPENSES	0.00	221.40	1,325.61	0.00	(1,325.61)	0.00	0.00
01 2214 580 002 0000 1 000	TRAVEL	1,000.00	109.00	131.00	13.10	869.00	0.00	0.00
01 2214 580 001 0000 2 000	TRAVEL	1,000.00	275.50	275.50	27.55	724.50	0.00	0.00
01 2214 580 001 1116 2 000	Pathways Travel Expense	500.00	0.00	0.00	0.00	500.00	0.00	0.00
01 2214 580 004 0000 3 000	MS Staff Dev Travel	1,000.00	0.00	0.00	0.00	1,000.00	0.00	0.00
01 2214 610 000 0000 0 000	INSERVICE SUPPLIES	2,000.00	0.00	439.67	21.98	1,560.33	0.00	0.00
2214	Professional Development	29,800.00	835.10	6,763.35	22.70	23,036.65	0.00	0.00
2220	Library/Media Services							
01 2220 111 002 0000 1 000	Elem Library/Media Teacher Salaries	68,000.00	5,740.00	44,655.00	65.67	23,345.00	0.00	0.00
01 2220 111 001 0000 2 000	HS Library/Media Teacher Salaries	36,000.00	3,027.00	24,262.00	67.39	11,738.00	0.00	0.00
01 2220 111 004 0000 3 000	Library/Media Teacher Salaries-MS	24,000.00	2,018.00	16,098.00	67.08	7,902.00	0.00	0.00
01 2220 112 002 0000 1 000	Elem Library Para	5,000.00	0.00	0.00	0.00	5,000.00	0.00	0.00
01 2220 112 001 0000 2 000	HS Library Para	5,000.00	0.00	0.00	0.00	5,000.00	0.00	0.00
01 2220 122 002 0000 1 000	Elem Para Library Sub	500.00	0.00	0.00	0.00	500.00	0.00	0.00
01 2220 122 001 0000 2 000	HS Para Library Sub	500.00	0.00	0.00	0.00	500.00	0.00	0.00
01 2220 123 002 0000 1 000	Salaries-Substitute Teacher Elem Library	1,500.00	0.00	172.50	11.50	1,327.50	0.00	0.00
01 2220 123 001 0000 2 000	Salaries-Substitute TeachersHS Library	1,500.00	0.00	115.00	7.67	1,385.00	0.00	0.00
01 2220 123 004 0000 3 000	Salaries-Substitute Teacher MS Library	1,500.00	0.00	0.00	0.00	1,500.00	0.00	0.00
01 2220 211 002 0000 1 000	Elem Group Insurance - Library	14,000.00	518.82	4,912.26	35.09	9,087.74	0.00	0.00
01 2220 211 001 0000 2 000	HS Group Insurance - Library	12,000.00	843.34	6,746.72	56.22	5,253.28	0.00	0.00
01 2220 211 004 0000 3 000	MS Group Insurance Library	8,000.00	562.22	4,497.76	56.22	3,502.24	0.00	0.00
01 2220 221 002 0000 1 000	Elem Social Security - Library	5,500.00	439.11	3,416.15	62.11	2,083.85	0.00	0.00
01 2220 221 001 0000 2 000	HS Social Security - Library	3,000.00	229.17	1,836.86	61.23	1,163.14	0.00	0.00
01 2220 221 004 0000 3 000	MS Social Security - Librarian	2,000.00	152.78	1,218.71	60.94	781.29	0.00	0.00
01 2220 222 002 0000 1 000	Elem Library Para - Social Security	500.00	0.00	0.00	0.00	500.00	0.00	0.00

BOARD EXPENDITURE REPORT BY FUNCTION

April 2019

Account Number	Account Description	Revised Budget	Expended During Month	Expenditures to Date	% of Budget	Balance at EOM	A/ P Outstanding	P/ O Outstanding
01 2220 222 001 0000 2 000	HS Library Para - Social Security	500.00	0.00	0.00	0.00	500.00	0.00	0.00
01 2220 223 002 0000 1 000	Social Security-Substitute Teacher Elem	200.00	0.00	13.19	6.60	186.81	0.00	0.00
01 2220 223 001 0000 2 000	Social Security - Substitute Teachers HS	200.00	0.00	8.80	4.40	191.20	0.00	0.00
01 2220 223 004 0000 3 000	MS Library Subs	200.00	0.00	0.00	0.00	200.00	0.00	0.00
01 2220 231 002 0000 1 000	El Retirement - Library	7,000.00	544.27	4,354.15	62.20	2,645.85	0.00	0.00
01 2220 231 001 0000 2 000	HS Retirement - Library	3,500.00	292.19	2,337.49	66.79	1,162.51	0.00	0.00
01 2220 231 004 0000 3 000	MS Retirement - Library	2,500.00	194.79	1,558.32	62.33	941.68	0.00	0.00
01 2220 232 002 0000 0 100	Elem Library Para - Retirement	500.00	0.00	0.00	0.00	500.00	0.00	0.00
01 2220 232 001 0000 2 000	HS Library Para - Retirement	500.00	0.00	0.00	0.00	500.00	0.00	0.00
01 2220 281 002 0000 1 000	Elem. HSA Contribution	500.00	90.26	361.04	72.21	138.96	0.00	0.00
01 2220 281 001 0000 2 000	HS Health Benefits - Library	2,000.00	152.70	1,221.60	61.08	778.40	0.00	0.00
01 2220 281 004 0000 3 000	MS Health Benefits - Library	2,000.00	101.80	814.40	40.72	1,185.60	0.00	0.00
01 2220 330 002 0000 1 000	Elem Library Training/Development	100.00	0.00	0.00	0.00	100.00	0.00	0.00
01 2220 330 001 0000 2 000	HS Library Training/Development	100.00	0.00	0.00	0.00	100.00	0.00	0.00
01 2220 330 004 0000 3 000	MS Library Training/Development	100.00	0.00	0.00	0.00	100.00	0.00	0.00
01 2220 580 002 0000 1 000	TRAVEL EXPENSE AND MILEAGE	200.00	0.00	0.00	0.00	200.00	0.00	0.00
01 2220 580 001 0000 2 000	TRAVEL EXPENSE AND MILEAGE	200.00	0.00	119.00	59.50	81.00	0.00	0.00
01 2220 580 004 0000 3 000	MS Library Travel	100.00	0.00	119.00	119.00	(19.00)	0.00	0.00
01 2220 610 002 0000 1 000	ELEM SUPPLIES	1,000.00	0.00	651.91	65.19	348.09	0.00	0.00
01 2220 610 002 0000 1 100	FURNITURE & EQUIPMENT	4,000.00	0.00	2,738.00	68.45	1,262.00	0.00	0.00
01 2220 610 001 0000 2 000	LIBRARY SUPPLIES	750.00	0.00	363.38	48.45	386.62	0.00	0.00
01 2220 610 001 0000 2 100	FURNITURE & EQUIPMENT	500.00	0.00	0.00	0.00	500.00	0.00	0.00
01 2220 610 004 0000 3 000	MS Library Supplies	500.00	0.00	136.29	27.26	363.71	0.00	0.00
01 2220 610 004 0000 3 100	MS Lib Furn&Equip	500.00	0.00	0.00	0.00	500.00	0.00	0.00
01 2220 640 002 0000 1 000	LIBRARY BOOKS	4,000.00	13.00	2,520.88	63.02	1,479.12	0.00	0.00
01 2220 640 001 0000 2 000	HS Library Books & Periodicals	4,000.00	135.00	2,725.58	68.14	1,274.42	0.00	0.00
01 2220 640 004 0000 3 000	MS Library Books & Periodicals	2,000.00	0.00	589.37	29.47	1,410.63	0.00	0.00
01 2220 641 002 0000 1 000	E-BOOKS	100.00	0.00	100.00	100.00	0.00	0.00	0.00
01 2220 641 001 0000 2 000	E-BOOKS	300.00	0.00	300.00	100.00	0.00	0.00	0.00
01 2220 641 004 0000 3 000	MS Lib E-books	100.00	0.00	100.00	100.00	0.00	0.00	0.00
01 2220 643 002 0000 1 000	Elem Library Web-based Software	600.00	0.00	0.00	0.00	600.00	0.00	0.00
01 2220 643 001 0000 2 000	HS Library Web-based Software	600.00	0.00	0.00	0.00	600.00	0.00	0.00
01 2220 643 004 0000 3 000	MS Library Web-based Software	600.00	0.00	0.00	0.00	600.00	0.00	0.00
01 2220 650 002 0000 1 000	LIBRARY COMPUTER EQUIPMENT	500.00	0.00	0.00	0.00	500.00	0.00	0.00
01 2220 650 001 0000 2 000	HS Comp Equipment	500.00	0.00	0.00	0.00	500.00	0.00	0.00
01 2220 650 004 0000 3 000	MS Lib Comp Equip	500.00	0.00	0.00	0.00	500.00	0.00	0.00
2220	Library/Media Services	229,950.00	15,054.45	129,063.36	56.13	100,886.64	0.00	0.00
2224	Distance Education							
01 2224 382 001 0000 2 000	Telecommunications	6,500.00	688.47	2,049.18	31.53	4,450.82	0.00	0.00
2224	Distance Education	6,500.00	688.47	2,049.18	31.53	4,450.82	0.00	0.00
2230	Instruction-Related Technology							
01 2230 432 000 0000 0 000	Tech Maintenance	0.00	0.00	12.50	0.00	(12.50)	0.00	0.00
2230	Instruction-Related Technology	0.00	0.00	12.50	0.00	(12.50)	0.00	0.00
2240	Academic Student Assessment							
01 2240 610 002 0000 1 000	Assessment Supplies	1,000.00	0.00	0.00	0.00	1,000.00	0.00	0.00
01 2240 610 001 0000 2 000	Assessment Supplies	4,500.00	0.00	0.00	0.00	4,500.00	0.00	0.00
01 2240 610 004 0000 3 000	Assessment Supplies	1,000.00	0.00	0.00	0.00	1,000.00	0.00	0.00
01 2240 643 000 0000 0 000	Web-based Assessments	0.00	0.00	3,267.50	0.00	(3,267.50)	0.00	0.00
01 2240 643 002 0000 1 000	Web-based Software	2,500.00	0.00	0.00	0.00	2,500.00	0.00	0.00
01 2240 643 001 0000 2 000	Web-based Software	3,500.00	0.00	0.00	0.00	3,500.00	0.00	0.00
01 2240 643 004 0000 3 000	Web-based Software	2,500.00	0.00	0.00	0.00	2,500.00	0.00	0.00

BOARD EXPENDITURE REPORT BY FUNCTION

April 2019

Account Number	Account Description	Revised Budget	Expended During Month	Expenditures to Date	% of Budget	Balance at EOM	A/ P Outstanding	P/ O Outstanding
2240	Academic Student Assessment	15,000.00	0.00	3,267.50	21.78	11,732.50	0.00	0.00
2310	Board of Education							
01 2310 330 000 0000 0 000	Training & Development	4,000.00	0.00	2,424.00	60.60	1,576.00	0.00	0.00
01 2310 340 000 0000 0 000	Professional Services	2,000.00	3,234.64	11,207.97	560.40	(9,207.97)	0.00	0.00
01 2310 521 000 0000 0 000	Fidelity Bond Premium	500.00	0.00	0.00	0.00	500.00	0.00	0.00
01 2310 540 000 0000 0 000	Board Advertising/Legal Notices	14,000.00	311.84	4,948.42	35.35	9,051.58	0.00	0.00
01 2310 580 000 0000 0 000	TRAVEL	3,000.00	0.00	2,155.63	71.85	844.37	0.00	0.00
01 2310 610 000 0000 0 000	SUPPLIES	7,500.00	0.00	903.15	12.04	6,596.85	0.00	0.00
01 2310 643 000 0000 0 000	Sparq Software	7,000.00	0.00	4,766.64	68.09	2,233.36	0.00	0.00
01 2310 810 000 0000 0 000	DUES-FEES	8,000.00	0.00	6,050.00	75.63	1,950.00	0.00	0.00
2310	Board of Education	46,000.00	3,546.48	32,455.81	70.56	13,544.19	0.00	0.00
2320	Executive Administration							
01 2320 105 000 0000 0 000	SUPT SAL	138,000.00	11,400.00	91,200.00	66.09	46,800.00	0.00	0.00
01 2320 215 000 0000 0 000	SUPT Insurance	20,000.00	1,457.74	11,661.92	58.31	8,338.08	0.00	0.00
01 2320 225 000 0000 0 000	SUPT Soc Sec	12,000.00	871.34	6,671.01	55.59	5,328.99	0.00	0.00
01 2320 235 000 0000 0 000	SUPT RET	15,000.00	1,126.07	9,008.56	60.06	5,991.44	0.00	0.00
01 2320 285 000 0000 0 000	Supt HSA	3,500.00	254.50	2,036.00	58.17	1,464.00	0.00	0.00
01 2320 295 000 0000 0 000	Other Benefits	800.00	50.00	400.00	50.00	400.00	0.00	0.00
01 2320 330 000 0000 0 000	Training & Development	2,000.00	0.00	340.00	17.00	1,660.00	0.00	0.00
01 2320 333 000 0000 0 000	Mileage	2,500.00	190.24	817.11	32.68	1,682.89	0.00	0.00
01 2320 350 000 0000 0 000	Advertising & Printing	0.00	0.00	2,795.00	0.00	(2,795.00)	0.00	0.00
01 2320 580 000 0000 0 000	Travel	4,000.00	0.00	686.94	17.17	3,313.06	0.00	0.00
01 2320 610 000 0000 0 000	Supplies	5,000.00	1,032.05	3,180.70	63.61	1,819.30	0.00	0.00
01 2320 650 000 0000 0 000	Supt - Technology Supplies	1,000.00	0.00	0.00	0.00	1,000.00	0.00	0.00
01 2320 810 000 0000 0 000	Dues & Fees	2,000.00	60.00	135.00	6.75	1,865.00	0.00	0.00
2320	Executive Administration	205,800.00	16,441.94	128,932.24	62.65	76,867.76	0.00	0.00
2330	Legal Services							
01 2330 317 000 0000 0 000	Legal Services	30,000.00	275.50	5,234.50	17.45	24,765.50	0.00	0.00
2330	Legal Services	30,000.00	275.50	5,234.50	17.45	24,765.50	0.00	0.00
2410	Office of the Principal							
01 2410 110 002 0000 1 000	CLERICAL SAL	34,000.00	2,482.57	22,141.37	65.12	11,858.63	0.00	0.00
01 2410 110 001 0000 2 000	CLERICAL SAL	38,000.00	2,761.74	23,093.94	60.77	14,906.06	0.00	0.00
01 2410 110 004 0000 3 000	MS Clerical Salary	27,000.00	1,974.47	16,862.38	62.45	10,137.62	0.00	0.00
01 2410 111 002 0000 1 000	PRIN SAL	90,000.00	6,833.33	54,666.64	60.74	35,333.36	0.00	0.00
01 2410 111 001 0000 2 000	PRIN SAL	100,000.00	7,986.83	63,894.64	63.89	36,105.36	0.00	0.00
01 2410 111 004 0000 3 000	MS Principal Salary	90,000.00	7,038.33	56,306.64	62.56	33,693.36	0.00	0.00
01 2410 120 002 0000 1 000	SEC SUB SALARY ELE	500.00	0.00	97.50	19.50	402.50	0.00	0.00
01 2410 120 001 0000 2 000	HS Office Sub	500.00	143.00	209.70	41.94	290.30	0.00	0.00
01 2410 120 004 0000 3 000	MS Clerical Sub Salary	6,000.00	188.50	4,073.88	67.90	1,926.12	0.00	0.00
01 2410 130 002 0000 1 000	Overtime Non-Instructional Elem.	2,000.00	0.00	182.59	9.13	1,817.41	0.00	0.00
01 2410 130 001 0000 2 000	Overtime Non-Instructional HS	8,000.00	142.60	2,120.40	26.51	5,879.60	0.00	0.00
01 2410 130 004 0000 3 000	Overtime Non-Instructional MS	1,000.00	34.05	79.46	7.95	920.54	0.00	0.00
01 2410 210 002 0000 1 000	Group Insurance	0.00	13.22	105.76	0.00	(105.76)	0.00	0.00
01 2410 210 001 0000 2 000	Group Insurance	20,000.00	1,672.39	13,379.12	66.90	6,620.88	0.00	0.00
01 2410 210 004 0000 3 000	Group Insurance	0.00	11.10	88.80	0.00	(88.80)	0.00	0.00
01 2410 211 002 0000 1 000	BCBS	18,000.00	1,457.74	11,661.92	64.79	6,338.08	0.00	0.00
01 2410 211 001 0000 2 000	BCBS	22,000.00	1,712.24	13,697.92	62.26	8,302.08	0.00	0.00
01 2410 211 004 0000 3 000	MS Health Ins	22,000.00	1,691.57	13,532.56	61.51	8,467.44	0.00	0.00
01 2410 220 002 0000 1 000	SEC SUB Social Security	3,000.00	189.92	1,715.25	57.18	1,284.75	0.00	0.00
01 2410 220 001 0000 2 000	SEC SUB Social Security	4,000.00	229.15	1,913.04	47.83	2,086.96	0.00	0.00
01 2410 220 004 0000 3 000	MS Clerical Social Security	2,500.00	168.06	1,607.71	64.31	892.29	0.00	0.00
01 2410 221 002 0000 1 000	SOC SEC	7,000.00	526.58	4,226.61	60.38	2,773.39	0.00	0.00
01 2410 221 001 0000 2 000	SOC SEC	7,500.00	576.56	4,612.47	61.50	2,887.53	0.00	0.00

BOARD EXPENDITURE REPORT BY FUNCTION

April 2019

Account Number	Account Description	Revised Budget	Expended During Month	Expenditures to Date	% of Budget	Balance at EOM	A/ P Outstanding	P/ O Outstanding
01 2410 221 004 0000 3 000	MS Soc Sec	7,000.00	523.90	4,191.19	59.87	2,808.81	0.00	0.00
01 2410 230 002 0000 1 000	Retirement	4,000.00	245.22	2,205.11	55.13	1,794.89	0.00	0.00
01 2410 230 001 0000 2 000	Retirement	5,000.00	286.89	2,487.66	49.75	2,512.34	0.00	0.00
01 2410 230 004 0000 3 000	Retirement	3,000.00	198.40	1,673.48	55.78	1,326.52	0.00	0.00
01 2410 231 002 0000 1 000	RETIREMENT	8,500.00	674.98	5,399.85	63.53	3,100.15	0.00	0.00
01 2410 231 001 0000 2 000	RETIREMENT	10,000.00	788.92	6,311.36	63.11	3,688.64	0.00	0.00
01 2410 231 004 0000 3 000	MS Retirement	8,500.00	695.23	5,561.84	65.43	2,938.16	0.00	0.00
01 2410 281 002 0000 1 000	Other Health Benefits	3,500.00	254.50	2,036.00	58.17	1,464.00	0.00	0.00
01 2410 291 002 0000 1 000	Other Benefits	800.00	50.00	400.00	50.00	400.00	0.00	0.00
01 2410 291 001 0000 2 000	Other Benefits	800.00	50.00	400.00	50.00	400.00	0.00	0.00
01 2410 291 004 0000 3 000	Other Benefits	800.00	50.00	400.00	50.00	400.00	0.00	0.00
01 2410 330 002 0000 1 000	TRANSPORTATION SERVICES	1,000.00	0.00	185.00	18.50	815.00	0.00	0.00
01 2410 330 001 0000 2 000	HS Principal Training/Development	1,000.00	0.00	185.00	18.50	815.00	0.00	0.00
01 2410 330 004 0000 3 000	MS Principal Training & Development	1,000.00	0.00	0.00	0.00	1,000.00	0.00	0.00
01 2410 333 002 0000 1 000	Elem Principal Mileage	0.00	0.00	0.00	0.00	0.00	0.00	0.00
01 2410 333 001 0000 2 000	HS Principal Mileage	0.00	0.00	0.00	0.00	0.00	0.00	0.00
01 2410 333 004 0000 3 000	Mileage	0.00	0.00	308.47	0.00	(308.47)	0.00	0.00
01 2410 580 002 0000 1 000	TRAVEL	750.00	0.00	546.63	72.88	203.37	0.00	0.00
01 2410 580 001 0000 2 000	Travel Expense	750.00	0.00	685.53	91.40	64.47	0.00	0.00
01 2410 580 004 0000 3 000	MS Travel	750.00	0.00	0.00	0.00	750.00	0.00	0.00
01 2410 610 002 0000 1 000	SUPPLIES	2,000.00	39.98	365.61	18.28	1,634.39	0.00	0.00
01 2410 610 001 0000 2 000	SUPPLIES	2,500.00	746.55	2,336.78	93.47	163.22	0.00	0.00
01 2410 610 004 0000 3 000	MS Supplies	2,000.00	0.00	1,723.16	86.16	276.84	0.00	0.00
01 2410 650 000 0000 0 000	PowerSchool	2,000.00	0.00	0.00	0.00	2,000.00	0.00	0.00
01 2410 810 002 0000 1 000	DUES-FEES	750.00	0.00	0.00	0.00	750.00	0.00	0.00
01 2410 810 001 0000 2 000	DUES-FEES	750.00	0.00	20.00	2.67	730.00	0.00	0.00
01 2410 810 004 0000 3 000	MS Fees	750.00	0.00	80.99	10.80	669.01	0.00	0.00
2410 Office of the Principal		570,900.00	42,438.52	347,773.96	60.92	223,126.04	0.00	0.00
2490 Other Administration Salaries								
01 2490 111 000 0000 0 000	Activities Director Salary	50,000.00	4,402.50	35,220.00	70.44	14,780.00	0.00	0.00
01 2490 151 000 0000 0 000	Additional Comp Activities Director	10,000.00	833.33	6,666.64	66.67	3,333.36	0.00	0.00
01 2490 159 000 0000 0 000	Activities Director - Extended Contract	6,000.00	0.00	0.00	0.00	6,000.00	0.00	0.00
01 2490 211 000 0000 0 000	Group Insurance - AD	8,000.00	609.08	4,872.64	60.91	3,127.36	0.00	0.00
01 2490 221 000 0000 0 000	Social Security - AD	5,000.00	400.54	3,218.30	64.37	1,781.70	0.00	0.00
01 2490 231 000 0000 0 000	Retirement - AD	7,000.00	517.19	4,137.52	59.11	2,862.48	0.00	0.00
01 2490 330 000 0000 0 000	A.D.Training & Development	500.00	0.00	0.00	0.00	500.00	0.00	0.00
01 2490 580 000 0000 0 000	AD Travel Expense	500.00	0.00	0.00	0.00	500.00	0.00	0.00
01 2490 610 000 0000 0 000	AD Supplies	500.00	0.00	0.00	0.00	500.00	0.00	0.00
01 2490 810 000 0000 0 000	AD Membership Dues	500.00	0.00	0.00	0.00	500.00	0.00	0.00
2490 Other Administration Salaries		88,000.00	6,762.64	54,115.10	61.49	33,884.90	0.00	0.00
2510 Fiscal Services								
01 2510 110 000 0000 0 000	SEC SAL	96,000.00	7,694.04	63,612.61	66.26	32,387.39	0.00	0.00
01 2510 130 000 0000 0 000	Overtime Non-Instructional	20,000.00	386.01	12,913.92	64.57	7,086.08	0.00	0.00
01 2510 210 000 0000 0 000	Group Insurance Bookkeeper	18,000.00	1,444.02	11,551.03	64.17	6,448.97	0.00	0.00
01 2510 220 000 0000 0 000	Social Security	12,000.00	618.15	5,854.32	48.79	6,145.68	0.00	0.00
01 2510 230 000 0000 0 000	Retirement	12,000.00	798.14	7,559.07	62.99	4,440.93	0.00	0.00
01 2510 280 000 0000 0 000	Other Health Benefits	4,000.00	254.50	2,036.00	50.90	1,964.00	0.00	0.00
01 2510 315 000 0000 0 000	AUDIT	9,000.00	0.00	9,750.00	108.33	(750.00)	0.00	0.00
01 2510 330 000 0000 0 000	Training & Development	750.00	0.00	60.00	8.00	690.00	0.00	0.00
01 2510 430 000 0000 0 000	Repairs	0.00	0.00	180.00	0.00	(180.00)	0.00	0.00
01 2510 520 000 0000 0 000	Property Insurance	60,000.00	5,417.39	38,944.80	64.91	21,055.20	0.00	0.00
01 2510 530 000 0000 0 000	Telecommunications District	18,000.00	1,455.35	12,294.76	68.30	5,705.24	0.00	0.00

BOARD EXPENDITURE REPORT BY FUNCTION

April 2019

Account Number	Account Description	Revised Budget	Expended During Month	Expenditures to Date	% of Budget	Balance at EOM	A/ P Outstanding	P/ O Outstanding
01 2510 530 002 0000 1 000	Elem Telecommunications Albion	4,000.00	260.29	2,817.92	70.45	1,182.08	0.00	0.00
01 2510 530 001 0000 2 000	HS Telecommunications Albion	4,000.00	260.29	2,807.84	70.20	1,192.16	0.00	0.00
01 2510 530 001 1116 2 000	Pathways Telecommunications	1,000.00	74.37	473.96	47.40	526.04	0.00	0.00
01 2510 530 004 0000 3 000	Telecommunications Petersburg	4,000.00	256.34	2,018.88	50.47	1,981.12	0.00	0.00
01 2510 531 000 0000 0 000	Postage	0.00	0.00	225.00	0.00	(225.00)	0.00	0.00
01 2510 531 002 0000 1 000	Elem Postage	5,000.00	411.25	2,049.53	40.99	2,950.47	0.00	0.00
01 2510 531 001 0000 2 000	HS Postage	5,000.00	411.25	2,049.54	40.99	2,950.46	0.00	0.00
01 2510 531 004 0000 3 000	Postage MS	2,000.00	0.00	1,005.70	50.29	994.30	0.00	0.00
01 2510 540 000 0000 0 000	Advertising	0.00	0.00	311.80	0.00	(311.80)	0.00	0.00
01 2510 580 000 0000 0 000	Bookkeeper Travel Expense	800.00	0.00	215.00	26.88	585.00	0.00	0.00
01 2510 610 000 0000 0 000	Supplies	5,000.00	54.00	1,357.35	27.15	3,642.65	0.00	0.00
01 2510 650 000 0000 0 000	Business Office Technology	13,000.00	0.00	190.95	1.47	12,809.05	0.00	0.00
01 2510 810 000 0000 0 000	Dues & Fees	0.00	0.00	30.00	0.00	(30.00)	0.00	0.00
2510	Fiscal Services	293,550.00	19,795.39	180,309.98	61.42	113,240.02	0.00	0.00
2515	Building & Sites							
01 2515 450 000 0000 0 000	Construction Services	0.00	0.00	6,300.00	0.00	(6,300.00)	0.00	0.00
01 2515 490 000 0000 0 000	Other	0.00	0.00	725.00	0.00	(725.00)	0.00	0.00
2515	Building & Sites	0.00	0.00	7,025.00	0.00	(7,025.00)	0.00	0.00
2560	Public Information Services							
01 2560 643 000 0000 0 000	Website/Messenger System	4,000.00	0.00	7,153.70	178.84	(3,153.70)	0.00	0.00
2560	Public Information Services	4,000.00	0.00	7,153.70	178.84	(3,153.70)	0.00	0.00
2570	Personnel Services							
01 2570 340 000 0000 0 000	Background Checks	1,500.00	32.50	432.00	28.80	1,068.00	0.00	0.00
01 2570 540 000 0000 0 000	Advertising for Personnel	1,000.00	0.00	52.40	5.24	947.60	0.00	0.00
2570	Personnel Services	2,500.00	32.50	484.40	19.38	2,015.60	0.00	0.00
2580	Administrative Tech Services							
01 2580 114 000 0000 0 000	Salaries - Technical Staff	53,000.00	3,391.24	30,111.48	56.81	22,888.52	0.00	0.00
01 2580 134 000 0000 0 000	Overtime Technical Staff	3,500.00	34.14	452.38	12.93	3,047.62	0.00	0.00
01 2580 151 004 0000 3 000	LAN Manager MS	4,000.00	130.50	1,044.00	26.10	2,956.00	0.00	0.00
01 2580 214 000 0000 0 000	Group Insurance Technical Staff	7,500.00	625.93	4,976.51	66.35	2,523.49	0.00	0.00
01 2580 221 004 0000 3 000	MS Social Security - Teachers LAN	400.00	9.97	79.79	19.95	320.21	0.00	0.00
01 2580 224 000 0000 0 000	Social Security Technical Staff	4,500.00	262.04	2,338.13	51.96	2,161.87	0.00	0.00
01 2580 231 004 0000 3 000	MS Retirement - Tech	400.00	12.90	103.17	25.79	296.83	0.00	0.00
01 2580 234 000 0000 0 000	Retirement - Tech	6,000.00	338.35	3,019.04	50.32	2,980.96	0.00	0.00
01 2580 330 000 0000 0 000	Employee Training & Development	0.00	169.00	169.00	0.00	(169.00)	0.00	0.00
01 2580 432 000 0000 0 000	Tech Mainenance	7,500.00	0.00	37.50	0.50	7,462.50	0.00	0.00
01 2580 650 000 0000 0 000	Tech Supplies	2,500.00	0.00	1,611.33	64.45	888.67	0.00	0.00
01 2580 734 000 0000 0 000	Technology Equipment	10,000.00	0.00	0.00	0.00	10,000.00	0.00	0.00
2580	Administrative Tech Services	99,300.00	4,974.07	43,942.33	44.25	55,357.67	0.00	0.00
2610	Operation of Buildings							
01 2610 110 002 0000 1 000	SALARY CUSTODIAN	125,000.00	8,725.83	74,030.30	59.22	50,969.70	0.00	0.00
01 2610 110 001 0000 2 000	SALARY CUSTODIAN	125,000.00	8,725.86	76,903.00	61.52	48,097.00	0.00	0.00
01 2610 110 004 0000 3 000	MS Custodian Salary	100,000.00	6,323.34	54,526.34	54.53	45,473.66	0.00	0.00
01 2610 120 004 0000 3 000	Salaries - MS Sub Custodian	0.00	155.00	2,205.50	0.00	(2,205.50)	0.00	0.00
01 2610 130 002 0000 1 000	Overtime Custodial	23,000.00	1,472.28	14,935.12	64.94	8,064.88	0.00	0.00
01 2610 130 001 0000 2 000	Overtime Custodial	23,000.00	1,472.31	14,935.29	64.94	8,064.71	0.00	0.00
01 2610 130 004 0000 3 000	Overtime Custodial MS	5,000.00	95.46	1,066.11	21.32	3,933.89	0.00	0.00
01 2610 210 002 0000 1 000	Elem Group Insurance - Custodian	39,000.00	3,147.94	25,092.10	64.34	13,907.90	0.00	0.00
01 2610 210 001 0000 2 000	HS Group Insurance - Custodian	39,000.00	3,147.96	25,698.56	65.89	13,301.44	0.00	0.00
01 2610 210 004 0000 3 000	MS Group Insurance - Custodian	24,000.00	1,273.37	10,413.89	43.39	13,586.11	0.00	0.00
01 2610 220 002 0000 1 000	Elem Social Security - Custodian	14,000.00	763.78	6,674.62	47.68	7,325.38	0.00	0.00

BOARD EXPENDITURE REPORT BY FUNCTION

April 2019

Account Number	Account Description	Revised Budget	Expended During Month	Expenditures to Date	% of Budget	Balance at EOM	A/ P Outstanding	P/ O Outstanding
01 2610 220 001 0000 2 000	HS Social Security - Custodian	14,000.00	763.76	6,894.30	49.25	7,105.70	0.00	0.00
01 2610 220 004 0000 3 000	Social Security	9,000.00	500.48	4,402.36	48.92	4,597.64	0.00	0.00
01 2610 230 002 0000 1 000	Elem Retirement Custodian	15,000.00	1,007.32	8,787.80	58.59	6,212.20	0.00	0.00
01 2610 230 001 0000 2 000	HS Retirement Custodian	15,000.00	1,007.37	9,071.61	60.48	5,928.39	0.00	0.00
01 2610 230 004 0000 3 000	MS Retirement - Custodian	10,000.00	634.04	5,450.42	54.50	4,549.58	0.00	0.00
01 2610 280 002 0000 1 000	Elem Custodian - HSA Contribution	500.00	2.67	2.67	0.53	497.33	0.00	0.00
01 2610 280 001 0000 2 000	HS Custodian - HSA Contribution	500.00	2.67	2.67	0.53	497.33	0.00	0.00
01 2610 280 004 0000 3 000	Other Health Benefits	500.00	0.00	23.98	4.80	476.02	0.00	0.00
01 2610 330 000 0000 0 000	Custodial Training & Development	500.00	0.00	0.00	0.00	500.00	0.00	0.00
01 2610 410 000 0000 0 000	WATER/GARBAGE	500.00	81.30	325.20	65.04	174.80	0.00	0.00
01 2610 410 002 0000 1 000	WATER/GARBAGE	11,000.00	1,244.56	6,376.58	57.97	4,623.42	0.00	0.00
01 2610 410 001 0000 2 000	WATER/GARBAGE	11,000.00	1,418.08	7,099.60	64.54	3,900.40	0.00	0.00
01 2610 410 001 1116 2 000	WATER AND SEWER	1,500.00	130.94	532.15	35.48	967.85	0.00	0.00
01 2610 410 004 0000 3 000	MS Water&Garbage	3,500.00	0.00	1,420.96	40.60	2,079.04	0.00	0.00
01 2610 430 000 0000 0 000	Repairs Albion	0.00	0.00	150.00	0.00	(150.00)	0.00	0.00
01 2610 430 001 1116 0 000	Pathways Repairs	0.00	0.00	1,177.94	0.00	(1,177.94)	0.00	0.00
01 2610 430 002 0000 1 000	Contracted Repair Services Elem	15,000.00	55.00	5,934.73	39.56	9,065.27	0.00	0.00
01 2610 430 001 0000 2 000	Contracted Repair Services HS	15,000.00	155.00	9,849.23	65.66	5,150.77	0.00	0.00
01 2610 430 001 1116 2 000	PATHWAYS MAINT AGREEMENTS	10,000.00	0.00	994.87	9.95	9,005.13	0.00	0.00
01 2610 430 004 0000 3 000	MS Cust Contracted Services	15,000.00	225.00	3,523.97	23.49	11,476.03	0.00	0.00
01 2610 431 002 0000 1 000	Elem. Service Agreements	9,000.00	766.72	7,471.64	83.02	1,528.36	0.00	0.00
01 2610 431 001 0000 2 000	HS Service Agreements	9,000.00	766.72	7,416.65	82.41	1,583.35	0.00	0.00
01 2610 431 001 1116 2 000	Pathways Maint. Agreements	1,000.00	34.97	279.76	27.98	720.24	0.00	0.00
01 2610 431 004 0000 3 000	Service Agreements	5,000.00	308.56	2,565.54	51.31	2,434.46	0.00	0.00
01 2610 442 002 0000 1 000	Equipment Rental	4,000.00	0.00	3,314.75	82.87	685.25	0.00	0.00
01 2610 442 001 0000 2 000	Equipment Rental	4,000.00	0.00	3,689.75	92.24	310.25	0.00	0.00
01 2610 442 004 0000 3 000	Equipment Rental	2,000.00	0.00	2,000.00	100.00	0.00	0.00	0.00
01 2610 450 002 0000 1 000	Construction Services Elem	3,000.00	0.00	675.00	22.50	2,325.00	0.00	0.00
01 2610 450 001 0000 2 000	Construction Services Pd Contractor HS	7,500.00	0.00	0.00	0.00	7,500.00	0.00	0.00
01 2610 450 001 1116 2 000	Construction Services	10,000.00	1,427.85	3,004.65	30.05	6,995.35	0.00	0.00
01 2610 450 004 0000 3 000	Construction Services MS	10,000.00	0.00	0.00	0.00	10,000.00	0.00	0.00
01 2610 610 000 0000 0 000	Building Supplies District	75,000.00	0.00	3,202.63	4.27	71,797.37	0.00	0.00
01 2610 610 002 0000 1 000	Supplies	2,500.00	1,037.43	12,690.57	507.62	(10,190.57)	0.00	0.00
01 2610 610 001 0000 2 000	HS Supplies	10,000.00	1,041.72	14,551.62	145.52	(4,551.62)	0.00	0.00
01 2610 610 001 1116 2 000	Pathways Supplies	7,500.00	486.60	2,826.76	37.69	4,673.24	0.00	0.00
01 2610 610 004 0000 3 000	MS Cust Supplies	2,500.00	21.32	1,105.72	44.23	1,394.28	0.00	0.00
01 2610 621 000 0000 0 000	Fuel	1,200.00	38.38	372.33	31.03	827.67	0.00	0.00
01 2610 621 002 0000 1 000	FUEL	20,000.00	1,324.92	12,358.03	61.79	7,641.97	0.00	0.00
01 2610 621 001 0000 2 000	FUEL	20,000.00	1,910.53	16,642.34	83.21	3,357.66	0.00	0.00
01 2610 621 001 1116 2 000	Pathways Fuel	4,000.00	263.71	2,185.10	54.63	1,814.90	0.00	0.00
01 2610 621 004 0000 3 000	MS Natural Gas	20,000.00	1,616.68	13,591.44	67.96	6,408.56	0.00	0.00
01 2610 622 000 0000 0 000	ELECTRICITY	1,200.00	35.82	506.08	42.17	693.92	0.00	0.00
01 2610 622 002 0000 1 000	Electricity	45,000.00	2,828.19	24,518.87	54.49	20,481.13	0.00	0.00
01 2610 622 001 0000 2 000	Electricity	65,000.00	5,456.11	54,960.12	84.55	10,039.88	0.00	0.00
01 2610 622 001 1116 2 000	Pathways Electricity	2,000.00	93.14	715.45	35.77	1,284.55	0.00	0.00
01 2610 622 004 0000 3 000	MS Electricity	16,000.00	1,026.00	8,788.64	54.93	7,211.36	0.00	0.00
01 2610 626 002 0000 1 000	Elem Gas	2,000.00	59.08	792.59	39.63	1,207.41	0.00	0.00
01 2610 626 001 0000 2 000	HS Gas	2,000.00	59.08	792.57	39.63	1,207.43	0.00	0.00
01 2610 626 004 0000 3 000	Gas & Oil Petersburg	1,000.00	27.00	359.14	35.91	640.86	0.00	0.00
01 2610 730 000 0000 0 000	Maintenance Equipment	20,000.00	0.00	0.00	0.00	20,000.00	0.00	0.00
2610	Operation of Buildings	1,045,900.00	63,161.85	579,879.61	55.44	466,020.39	0.00	0.00
2640	REPAIRS							
01 2640 430 002 0000 1 000	Insurance Claim - Contracted Services	0.00	663.95	4,171.10	0.00	(4,171.10)	0.00	0.00

BOARD EXPENDITURE REPORT BY FUNCTION

April 2019

Account Number	Account Description	Revised Budget	Expended During Month	Expenditures to Date	% of Budget	Balance at EOM	A/ P Outstanding	P/ O Outstanding
01 2640 430 001 0000 2 000	Insurance Claim - Contracted Services	0.00	663.93	4,171.08	0.00	(4,171.08)	0.00	0.00
01 2640 610 002 0000 1 000	Insurance Claims - Supplies	0.00	49.00	1,615.37	0.00	(1,615.37)	0.00	0.00
01 2640 610 002 0000 1 100	Supplies	0.00	1,363.98	2,037.98	0.00	(2,037.98)	0.00	0.00
01 2640 610 001 0000 2 000	Insurance Claim - Supplies	0.00	49.00	1,615.39	0.00	(1,615.39)	0.00	0.00
01 2640 610 001 0000 2 100	Supplies	0.00	1,363.97	2,037.97	0.00	(2,037.97)	0.00	0.00
2640 REPAIRS		0.00	4,153.83	15,648.89	0.00	(15,648.89)	0.00	0.00
2660 Security								
01 2660 340 000 0000 0 000	Other Professional Services	5,000.00	0.00	890.00	17.80	4,110.00	0.00	0.00
01 2660 340 002 0000 1 000	Services/Repairs Security Elem	0.00	0.00	0.00	0.00	0.00	0.00	0.00
01 2660 340 001 0000 2 000	Services/Repairs Security HS	0.00	0.00	300.00	0.00	(300.00)	0.00	0.00
01 2660 340 004 0000 3 000	Services/Repairs Security MS	0.00	95.00	435.00	0.00	(435.00)	0.00	0.00
01 2660 610 000 0000 0 000	Safety Supplies	3,000.00	0.00	2,340.19	78.01	659.81	0.00	0.00
01 2660 610 000 0000 0 100	SAFETY EQUIPMENT	5,000.00	0.00	0.00	0.00	5,000.00	0.00	0.00
01 2660 643 000 0000 0 000	Web-based Software	3,000.00	0.00	0.00	0.00	3,000.00	0.00	0.00
2660 Security		16,000.00	95.00	3,965.19	24.78	12,034.81	0.00	0.00
2670 Safety								
01 2670 151 000 0000 0 000	Safety Coordinator Salaries	1,200.00	81.20	649.60	54.13	550.40	0.00	0.00
01 2670 221 000 0000 0 000	Social Security - Teachers Safety	250.00	6.22	49.73	19.89	200.27	0.00	0.00
01 2670 231 000 0000 0 000	Retirement - Teacher Safety	250.00	8.01	64.11	25.64	185.89	0.00	0.00
01 2670 330 000 0000 0 000	Safety Training & Development	1,000.00	0.00	170.00	17.00	830.00	0.00	0.00
01 2670 340 000 0000 0 000	Other Professional Services	0.00	0.00	0.00	0.00	0.00	0.00	0.00
01 2670 430 002 0000 1 000	Repairs	0.00	0.00	0.00	0.00	0.00	0.00	0.00
01 2670 430 001 0000 2 000	Repairs	0.00	0.00	162.00	0.00	(162.00)	0.00	0.00
01 2670 431 002 0000 1 000	Elem Safety Service Agreements	2,500.00	0.00	0.00	0.00	2,500.00	0.00	0.00
01 2670 431 001 0000 2 000	HS Safety Service Agreements	2,500.00	0.00	0.00	0.00	2,500.00	0.00	0.00
01 2670 431 004 0000 3 000	MS Safety Service Agreements	2,500.00	0.00	477.85	19.11	2,022.15	0.00	0.00
01 2670 580 000 0000 0 000	Safety Travel Expense	500.00	0.00	0.00	0.00	500.00	0.00	0.00
01 2670 610 000 0000 0 000	Supplies	2,500.00	0.00	460.49	18.42	2,039.51	0.00	0.00
2670 Safety		13,200.00	95.43	2,033.78	15.41	11,166.22	0.00	0.00
2710 Regular Pupil Transportation								
01 2710 110 000 0000 0 000	BUS DRIVER SALARY	52,000.00	4,649.07	36,386.61	69.97	15,613.39	0.00	0.00
01 2710 110 000 0000 0 600	Salaries - Scheduling Trans	30,000.00	621.72	5,267.35	17.56	24,732.65	0.00	0.00
01 2710 110 002 0000 1 000	Salaries - Elem Activity Drivers	5,000.00	98.52	1,745.48	34.91	3,254.52	0.00	0.00
01 2710 110 001 0000 2 000	Salaries - HS Activity Driver	15,000.00	1,119.01	6,688.61	44.59	8,311.39	0.00	0.00
01 2710 110 004 0000 3 000	Salaries - MS Activities	5,000.00	315.25	3,391.75	67.84	1,608.25	0.00	0.00
01 2710 110 004 0000 3 500	Salaries -MS Route Driver	30,000.00	2,513.80	19,536.50	65.12	10,463.50	0.00	0.00
01 2710 120 000 0000 0 000	Salaries - Bus Driver Substitutes	500.00	553.36	5,731.18	1,146.24	(5,231.18)	0.00	0.00
01 2710 120 002 0000 1 000	Salaries - Sub Activity Drivers Elem	500.00	0.00	0.00	0.00	500.00	0.00	0.00
01 2710 120 001 0000 2 000	Salaries - Sub Activity Drivers HS	500.00	0.00	0.00	0.00	500.00	0.00	0.00
01 2710 120 004 0000 3 000	Salaries - Sub Activity MS	500.00	0.00	0.00	0.00	500.00	0.00	0.00
01 2710 120 004 0000 3 500	Salaries - MS Route Driver Sub	500.00	332.02	3,391.29	678.26	(2,891.29)	0.00	0.00
01 2710 130 001 0000 2 000	Overtime Activity Transportation	1,500.00	203.46	6,551.67	436.78	(5,051.67)	0.00	0.00
01 2710 151 000 0000 0 000	Transportation Coordinator	1,500.00	87.00	696.00	46.40	804.00	0.00	0.00
01 2710 210 000 0000 0 000	Group Insurance Bus Driver	500.00	317.71	2,123.19	424.64	(1,623.19)	0.00	0.00
01 2710 210 000 0000 0 600	Group Insurance - Bus Route Scheduling	6,000.00	0.00	0.00	0.00	6,000.00	0.00	0.00
01 2710 210 001 0000 2 000	HS Group Insurance - Bus Driver	0.00	44.58	925.97	0.00	(925.97)	0.00	0.00
01 2710 210 004 0000 3 000	MS Group Insurance - Bus Driver	500.00	0.00	0.00	0.00	500.00	0.00	0.00
01 2710 210 004 0000 3 500	MS Group Insurance - Bus Driver	0.00	140.12	970.12	0.00	(970.12)	0.00	0.00

BOARD EXPENDITURE REPORT BY FUNCTION

April 2019

User ID: GLS

Account Number	Account Description	Revised Budget	Expended During Month	Expenditures to Date	% of Budget	Balance at EOM	A/ P Outstanding	P/ O Outstanding
01 2710 220 000 0000 0 000	Social Security-Bus Driver	2,000.00	390.94	3,174.89	158.74	(1,174.89)	0.00	0.00
01 2710 220 000 0000 0 600	Social Security - Bus Scheduling	1,000.00	47.57	402.96	40.30	597.04	0.00	0.00
01 2710 220 002 0000 1 000	Elem Social Security- Bus Drivers	1,000.00	7.53	133.54	13.35	866.46	0.00	0.00
01 2710 220 001 0000 2 000	HS Social Security -Bus Drivers	1,000.00	100.12	991.52	99.15	8.48	0.00	0.00
01 2710 220 004 0000 3 000	MS Social Security- Bus Drivers	1,000.00	24.11	259.45	25.95	740.55	0.00	0.00
01 2710 220 004 0000 3 500	MS Social Security - Bus Driver	2,000.00	213.86	1,727.06	86.35	272.94	0.00	0.00
01 2710 221 000 0000 0 000	SOC SEC	100.00	6.65	53.20	53.20	46.80	0.00	0.00
01 2710 230 000 0000 0 000	Retirement	3,000.00	402.17	3,025.37	100.85	(25.37)	0.00	0.00
01 2710 230 000 0000 0 600	Retirement - Bus Schedule	1,000.00	61.41	520.29	52.03	479.71	0.00	0.00
01 2710 230 002 0000 1 000	Elem Retirement - Bus Driver	1,000.00	0.00	132.06	13.21	867.94	0.00	0.00
01 2710 230 001 0000 2 000	HS Retirement - Bus Driver	1,000.00	105.74	1,079.10	107.91	(79.10)	0.00	0.00
01 2710 230 004 0000 3 000	MS Retirement - Bus Driver	1,000.00	31.13	289.92	28.99	710.08	0.00	0.00
01 2710 230 004 0000 3 500	MS Retirement Bus Driver	2,000.00	255.34	1,857.17	92.86	142.83	0.00	0.00
01 2710 231 000 0000 0 000	RETIREMENT	200.00	8.59	68.72	34.36	131.28	0.00	0.00
01 2710 332 000 0000 0 000	MILEAGE TO PARENTS PETS	8,000.00	0.00	2,416.26	30.20	5,583.74	0.00	0.00
01 2710 333 000 0000 0 000	OTHER TRANS AND MILEAGE	0.00	145.00	145.00	0.00	(145.00)	0.00	0.00
01 2710 340 000 0000 0 000	Professional Services for Drivers	2,000.00	0.00	1,745.00	87.25	255.00	0.00	0.00
01 2710 430 000 0000 0 000	TIRES AND PARTS	0.00	1,705.30	1,705.30	0.00	(1,705.30)	0.00	0.00
01 2710 732 000 0000 0 000	Bus Acquisition	100,000.00	0.00	0.00	0.00	100,000.00	0.00	0.00
2710 Regular Pupil Transportation		276,800.00	14,501.08	113,132.53	40.87	163,667.47	0.00	0.00
2712 Vehicle Operation - School Age SpEd								
01 2712 112 002 0000 1 000	Elem Sped Transportation	5,000.00	249.48	2,796.45	55.93	2,203.55	0.00	0.00
01 2712 112 001 0000 2 000	SPED TRANSPORTATION	5,000.00	249.48	2,796.45	55.93	2,203.55	0.00	0.00
01 2712 122 002 0000 1 000	SA SpEd Driver Sub - Elem	500.00	0.00	0.00	0.00	500.00	0.00	0.00
01 2712 122 001 0000 2 000	SA SpEd Driver-HS	500.00	30.00	30.00	6.00	470.00	0.00	0.00
01 2712 212 002 0000 1 000	Group Insurance	100.00	2.41	21.71	21.71	78.29	0.00	0.00
01 2712 212 001 0000 2 000	Group Insurance	100.00	2.41	21.71	21.71	78.29	0.00	0.00
01 2712 222 002 0000 1 000	Social Security	400.00	19.09	213.95	53.49	186.05	0.00	0.00
01 2712 222 001 0000 2 000	Social Security	400.00	21.39	216.27	54.07	183.73	0.00	0.00
01 2712 232 002 0000 1 000	Retirement	400.00	0.00	5.61	1.40	394.39	0.00	0.00
01 2712 232 001 0000 2 000	Retirement	400.00	0.00	5.61	1.40	394.39	0.00	0.00
01 2712 332 002 0000 1 000	MILEAGE TO PARENTS	8,000.00	0.00	2,394.79	29.93	5,605.21	0.00	0.00
01 2712 332 001 0000 2 000	Mileage to HS Parents	1,000.00	0.00	0.00	0.00	1,000.00	0.00	0.00
2712 Vehicle Operation - School Age SpEd		21,800.00	574.26	8,502.55	39.00	13,297.45	0.00	0.00
2713 Vehicle Operation - Below Age 5 SpEd								
01 2713 112 002 0000 1 000	Preschool Transportation	1,500.00	98.58	901.00	60.07	599.00	0.00	0.00
01 2713 122 002 0000 1 000	Preschool SpEd Driver Sub	500.00	0.00	0.00	0.00	500.00	0.00	0.00
01 2713 212 002 0000 1 000	PS Group Insurance -Sped Transportation	0.00	0.52	4.16	0.00	(4.16)	0.00	0.00
01 2713 222 002 0000 1 000	PS Social Security - Driver	200.00	7.54	68.92	34.46	131.08	0.00	0.00
01 2713 232 002 0000 1 000	PS Retirement- Sped Transportation	200.00	9.74	89.00	44.50	111.00	0.00	0.00
01 2713 332 002 0000 1 000	Preschool SpEd Mileage to Parents	2,000.00	0.00	0.00	0.00	2,000.00	0.00	0.00
2713 Vehicle Operation - Below Age 5 SpEd		4,400.00	116.38	1,063.08	24.16	3,336.92	0.00	0.00
2730 Vehicle Servicing & Maintenance - Reg Ed								
01 2730 110 000 0000 0 000	Salaries - Bus Maintenance Trips	10,000.00	144.89	1,537.16	15.37	8,462.84	0.00	0.00
01 2730 220 000 0000 0 000	Social Security - Drivers (Maintenance)	1,000.00	11.09	117.61	11.76	882.39	0.00	0.00
01 2730 230 000 0000 0 000	Retirement Bus Drivers (Maintenance)	1,000.00	8.59	118.93	11.89	881.07	0.00	0.00
01 2730 430 000	Repairs	65,000.00	1,017.11	34,260.44	52.71	30,739.56	0.00	0.00
01 2730 520 000 0000 0 000	Insurance	12,000.00	1,137.80	8,110.14	67.58	3,889.86	0.00	0.00

BOARD EXPENDITURE REPORT BY FUNCTION

April 2019

Account Number	Account Description	Revised Budget	Expended During Month	Expenditures to Date	% of Budget	Balance at EOM	A/ P Outstanding	P/ O Outstanding
01 3575 580 002 0000 1 000	After School Program Travel Expense	0.00	0.00	0.00	0.00	0.00	0.00	0.00
01 3575 610 002 0000 1 000	Afterschool Supplies	0.00	99.70	1,419.75	0.00	(1,419.75)	0.00	0.00
3575 Afterschool Program		31,500.00	3,859.09	30,158.13	95.74	1,341.87	0.00	0.00
6200 Title I								
01 6200 111 002 0000 1 000	Title I Teaching Salary	42,089.00	3,696.69	29,333.74	69.69	12,755.26	0.00	0.00
01 6200 211 002 0000 1 000	Health Insurance	14,450.00	1,322.56	10,580.49	73.22	3,869.51	0.00	0.00
01 6200 221 002 0000 1 000	Social Security	2,950.00	279.61	2,218.54	75.20	731.46	0.00	0.00
01 6200 231 002 0000 1 000	Retirement	3,959.00	365.15	2,897.51	73.19	1,061.49	0.00	0.00
6200 Title I		63,448.00	5,664.01	45,030.28	70.97	18,417.72	0.00	0.00
6310 Title IIA								
01 6310 330 000 0000 0 000	Employee Training & Development	26,174.00	0.00	13,471.00	51.47	12,703.00	0.00	0.00
01 6310 340 000 0000 0 000	Contracted or Secured Services	0.00	0.00	1,200.00	0.00	(1,200.00)	0.00	0.00
01 6310 580 000 0000 0 000	Travel Expenses	0.00	0.00	(61.23)	0.00	61.23	0.00	0.00
01 6310 610 000 0000 0 000	SUPPLIES	1,000.00	0.00	164.16	16.42	835.84	0.00	0.00
6310 Title IIA		27,174.00	0.00	14,773.93	54.37	12,400.07	0.00	0.00
6330 REAP								
01 6330 650 000 0000 0 000	REAP-Technology Related	28,025.00	0.00	0.00	0.00	28,025.00	0.00	0.00
6330 REAP		28,025.00	0.00	0.00	0.00	28,025.00	0.00	0.00
6404 IDEA 0-4								
01 6404 111 002 0000 1 000	IDEA Teacher Salaries	4,836.00	0.00	0.00	0.00	4,836.00	0.00	0.00
01 6404 112 000 0000 0 000	SPED Preschool Para	0.00	724.57	2,683.45	0.00	(2,683.45)	0.00	0.00
01 6404 211 002 0000 1 000	Group Insurance IDEA	2,659.00	0.00	0.00	0.00	2,659.00	0.00	0.00
01 6404 212 000 0000 0 000	Group Insurance	0.00	3.56	14.24	0.00	(14.24)	0.00	0.00
01 6404 222 000 0000 0 000	Social Security	0.00	55.44	205.28	0.00	(205.28)	0.00	0.00
01 6404 232 000 0000 0 000	Retirement	0.00	71.57	265.06	0.00	(265.06)	0.00	0.00
01 6404 340 002 0000 1 000	Other Professional Services	50,235.00	0.00	262.93	0.52	49,972.07	0.00	0.00
01 6404 591 002 0000 1 000	Purchased Services from ESU	0.00	1,781.37	7,279.09	0.00	(7,279.09)	0.00	0.00
6404 IDEA 0-4		57,730.00	2,636.51	10,710.05	18.55	47,019.95	0.00	0.00
6406 IDEA 3-4								
01 6406 111 002 0000 1 000	IDEA Teachers	3,264.00	0.00	0.00	0.00	3,264.00	0.00	0.00
01 6406 112 002 0000 1 000	SpED Salaries-Instructional Aides 3-4	0.00	0.00	3,448.60	0.00	(3,448.60)	0.00	0.00
01 6406 211 002 0000 1 000	Group Insurance IDEA Teachers	0.00	0.00	0.00	0.00	0.00	0.00	0.00
01 6406 212 002 0000 1 000	PS Group Insurance - Instructional Aides	0.00	0.00	435.15	0.00	(435.15)	0.00	0.00
01 6406 221 002 0000 1 000	Social Security - IDEA Teachers	668.00	0.00	0.00	0.00	668.00	0.00	0.00
01 6406 222 002 0000 1 000	PS Social Security - Instructional Aides	0.00	0.00	253.15	0.00	(253.15)	0.00	0.00
01 6406 231 002 0000 1 000	Retirement - IDEA Teaches	0.00	0.00	0.00	0.00	0.00	0.00	0.00
01 6406 232 002 0000 1 000	PS Retirement Instructional Aides	0.00	0.00	340.65	0.00	(340.65)	0.00	0.00
01 6406 330 002 0000 1 000	IDEA Training & Development	0.00	0.00	0.00	0.00	0.00	0.00	0.00
01 6406 340 002 0000 1 000	Contracted Services IDEA	0.00	0.00	0.00	0.00	0.00	0.00	0.00
01 6406 591 002 0000 1 000	Purchased Services from ESU	0.00	0.00	88.23	0.00	(88.23)	0.00	0.00
6406 IDEA 3-4		3,932.00	0.00	4,565.78	116.12	(633.78)	0.00	0.00
6410 IDEA Enrollment/Poverty								
01 6410 340 002 0000 1 000	Elem Pupil Services	0.00	0.00	0.00	0.00	0.00	0.00	0.00
01 6410 340 001 0000 2 000	HS Pupil Services	78,425.00	0.00	0.00	0.00	78,425.00	0.00	0.00
6410 IDEA Enrollment/Poverty		78,425.00	0.00	0.00	0.00	78,425.00	0.00	0.00
6412 IDEA SpEd Nonpublic Proportionate Share								
01 6412 340 002 0000 1 000	Contracted Services	13,748.00	0.00	0.00	0.00	13,748.00	0.00	0.00
6412 IDEA SpEd Nonpublic Proportionate Share		13,748.00	0.00	0.00	0.00	13,748.00	0.00	0.00

BOARD EXPENDITURE REPORT BY FUNCTION

April 2019

Account Number	Account Description	Revised Budget	Expended During Month	Expenditures to Date	% of Budget	Balance at EOM	A/ P Outstanding	P/ O Outstanding
6700	Perkins Grant							
01 6700 123 002 0000 1 000	Perkins Sub Teachers	500.00	0.00	0.00	0.00	500.00	0.00	0.00
01 6700 223 002 0000 1 000	Social Security - Substitute Perkins	200.00	0.00	0.00	0.00	200.00	0.00	0.00
01 6700 330 002 0000 1 000	Perkins Training & Development	500.00	0.00	0.00	0.00	500.00	0.00	0.00
01 6700 340 002 0000 1 000	Perkins Contracted Services	100.00	0.00	0.00	0.00	100.00	0.00	0.00
01 6700 580 002 0000 1 000	Perkins Travel Expense	500.00	0.00	0.00	0.00	500.00	0.00	0.00
01 6700 610 002 0000 1 000	Perkins Supplies	500.00	0.00	0.00	0.00	500.00	0.00	0.00
6700	Perkins Grant	<u>2,300.00</u>	<u>0.00</u>	<u>0.00</u>	<u>0.00</u>	<u>2,300.00</u>	<u>0.00</u>	<u>0.00</u>
9000	Non-Program Expenditures							
01 9000 912 000 0000 0 000	Transfer to Lunch Fund	20,000.00	0.00	0.00	0.00	20,000.00	0.00	0.00
01 9000 913 000 0000 0 000	Transfer to Activity Fund	91,300.00	0.00	0.00	0.00	91,300.00	0.00	0.00
9000	Non-Program Expenditures	<u>111,300.00</u>	<u>0.00</u>	<u>0.00</u>	<u>0.00</u>	<u>111,300.00</u>	<u>0.00</u>	<u>0.00</u>
Grand Total:		<u>10,138,232.00</u>	<u>704,904.42</u>	<u>5,855,217.68</u>	<u>57.75</u>	<u>4,283,014.32</u>	<u>0.00</u>	<u>0.00</u>

Fund: 01 GENERAL FUND

<u>Account Number</u>	<u>Description</u>	<u>Revised Budget</u>	<u>During Month</u>	<u>To Date</u>	<u>% of Budget</u>	<u>Budget Balance</u>
01 1100	Taxes Levied	7,159,078.00	360,597.58	3,776,525.45	52.75	3,382,552.55
01 1115	Carlisle	2,500.00	0.00	476.07	19.04	2,023.93
01 1120	PUB POWER DIST SALES TAX	131,975.00	0.00	0.00	0.00	131,975.00
01 1125	MOTOR VEHICLES FEES	460,000.00	40,958.43	362,093.98	78.72	97,906.02
01 1311	TUIT INDIV GEN ED	0.00	0.00	0.00	0.00	0.00
01 1312	SUMMER SCHOOL TUITION & FEES	0.00	0.00	0.00	0.00	0.00
01 1321	PATHWAYS TUITION	0.00	0.00	5,000.00	0.00	(5,000.00)
01 1323	TUIT FROM OTHER DIST	10,000.00	0.00	4,000.00	40.00	6,000.00
01 1335	Preschool SpEd Tuitioin	0.00	0.00	0.00	0.00	0.00
01 1423	TRANS FROM OTHER DIST-SP ED	1,000.00	0.00	3,120.00	312.00	(2,120.00)
01 1510	INT EARNED LOC REV RECPT	24,000.00	2,068.24	18,815.65	78.40	5,184.35
01 1790	OTHER LOC RECPTS	0.00	0.00	0.00	0.00	0.00
01 1800	Community Service - CKC	26,000.00	2,919.73	23,585.19	90.71	2,414.81
01 1910	Rental of Property & Facilities	0.00	150.00	150.00	0.00	(150.00)
01 1911	LOC LICENSE FEES	5,000.00	0.00	705.00	14.10	4,295.00
01 1920	CONTRIBUTIONS & DONATIONS	0.00	0.00	1,642.50	0.00	(1,642.50)
01 1921	POLICE COURT FINES	0.00	0.00	0.00	0.00	0.00
01 1925	Categorical Grants	30,000.00	0.00	370.74	1.24	29,629.26
01 1951	Misc. Revenue from Other Schools	0.00	0.00	0.00	0.00	0.00
01 1960	Misc Revenue from other local govt. unit	0.00	0.00	15,010.00	0.00	(15,010.00)
01 1990	Misc. Local Receipts	0.00	122.70	22,712.20	0.00	(22,712.20)
	Subtotal: 1000	7,849,553.00	406,816.68	4,234,206.78	53.94	3,615,346.22
01 2110	CO FINES AND LICENSE	18,000.00	521.02	8,291.43	46.06	9,708.57
01 2130	OTHER COUNTY SOURCES	0.00	0.00	0.00	0.00	0.00
01 2210	ED SERVICE UNIT RECEIPTS	500.00	850.00	1,700.00	340.00	(1,200.00)
	Subtotal: 2000	18,500.00	1,371.02	9,991.43	54.01	8,508.57
01 3110	STATE AID	321,000.00	32,184.00	257,472.00	80.21	63,528.00
01 3120	SPED	380,000.00	57,400.00	273,462.00	71.96	106,538.00
01 3125	SPED TRANSPORTATION	7,000.00	0.00	19,393.00	277.04	(12,393.00)
01 3130	HOMESTEAD EXEMPTION	0.00	8,769.05	17,538.10	0.00	(17,538.10)
01 3131	RELIEF TO PROPERTY TAXPAYERS	0.00	0.00	369,015.83	0.00	(369,015.83)
01 3132	Personal Property Tax Credit	0.00	13,220.72	15,182.63	0.00	(15,182.63)
01 3133	NAMEPLATE CAPACITY (WIND ENERGY)	150,000.00	14,140.16	132,464.94	88.31	17,535.06
01 3155	TEXTBOOK RULE 4	0.00	0.00	1,637.37	0.00	(1,637.37)
01 3180	PRO-RATE MOTOR VEHICLE	16,000.00	5,017.07	10,005.46	62.53	5,994.54
01 3400	STATE APPORTIONMENT	85,000.00	0.00	78,908.70	92.83	6,091.30
01 3535	HIGH ABILITY LEARNERS	2,000.00	0.00	5,046.00	252.30	(3,046.00)
01 3575	After School Innovation Grant	0.00	0.00	24,226.00	0.00	(24,226.00)
01 3700	State Grants Through Intermediate Source	0.00	0.00	10,000.00	0.00	(10,000.00)
	Subtotal: 3000	961,000.00	130,731.00	1,214,352.03	126.36	(253,352.03)
01 4105	Universal Service Fund (E-RATE)	0.00	0.00	32,093.60	0.00	(32,093.60)
01 4310	REAP	20,000.00	0.00	0.00	0.00	20,000.00
01 4505	Title I	70,000.00	0.00	49,457.29	70.65	20,542.71
01 4506	Title I Accountability	0.00	0.00	0.00	0.00	0.00
01 4509	Title IIA Grant	26,522.00	0.00	27,174.00	102.46	(652.00)
01 4512	Idea Base Allocation SPED Preschool	57,730.00	0.00	57,730.00	100.00	0.00
01 4516	IDEA Preschool Base	3,932.00	0.00	3,835.00	97.53	97.00
01 4519	E/P IDEA Grant	74,094.00	0.00	87,615.00	118.25	(13,521.00)
01 4521	IDEA Proportionate Share	13,747.00	0.00	13,370.00	97.26	377.00
01 4525	FED Vocational EDUC (Perkins)	8,000.00	0.00	0.00	0.00	8,000.00
01 4526	Migrant Ed	0.00	0.00	447.97	0.00	(447.97)
01 4530	Federal Grants	60,000.00	0.00	0.00	0.00	60,000.00
01 4700	Grants-In-Aid Fed Govt	0.00	0.00	21,000.00	0.00	(21,000.00)

Fund: 01 GENERAL FUND

<u>Account Number</u>	<u>Description</u>	<u>Revised Budget</u>	<u>During Month</u>	<u>To Date</u>	<u>% of Budget</u>	<u>Budget Balance</u>
01 4708	Medicaid Reimb	4,000.00	0.00	85.36	2.13	3,914.64
01 4709	Medicaid Administrative Activities (MAC)	5,000.00	0.00	2,246.83	44.94	2,753.17
01 4900	Grant/Loans	0.00	0.00	0.00	0.00	0.00
Subtotal: 4000		343,025.00	0.00	295,055.05	86.02	47,969.95
01 5200	Trans From Other Funds	0.00	0.00	0.00	0.00	0.00
01 5300	Sale of Property	0.00	10.00	60.00	0.00	(60.00)
01 5301	INS Adjust	0.00	12,807.19	17,146.55	0.00	(17,146.55)
01 5690	Other Non-Revenue Receipts	15,000.00	0.00	5,161.60	34.41	9,838.40
Subtotal: 5000		15,000.00	12,817.19	22,368.15	149.12	(7,368.15)
01 9000	Non Program Recpts	0.00	0.00	0.00	0.00	0.00
Subtotal: Non-Program Receipts		0.00	0.00	0.00	0.00	0.00
Fund Total:		9,187,078.00	551,735.89	5,775,973.44	62.87	3,411,104.56

Revenue Summary Report

Processing Month: 04/2019

April 2019

	<u>Revised Budget</u>	<u>During Month</u>	<u>To Date</u>	<u>% of Budget</u>	<u>Budget Balance</u>
Grand Total:	9,187,078.00	551,735.89	5,775,973.44	62.87	3,411,104.56

AUGUST 2018 HOT LUNCH BILLS -- ALBION/PETERSBURG

BEGINNING BANK BALANCE		\$19,233.40
Ahlstedt, Ann	\$41.00	
Babl, Adam	6.50	
Brown & Saenger	\$1,429.59	
Bruland, Kayla	\$5.80	
Criss Co Inc	\$70.00	
Culligan	\$35.46	
FeeZee	\$62.49	
Hiland Dairy	\$59.44	
Michael, Nikki	\$28.85	
Moore Medical Corp	\$14.16	
Nebraska Food Distribution	\$4,244.34	
Porter, JoAnn	\$57.75	
Pyramid School Products	\$11.67	
School Nutrition Association	\$50.50	
Wordware Inc.	\$427.45	
TOTAL	\$6,545.00	
Payroll	<u>\$4,707.91</u>	
TOTAL EXPENSES FOR AUGUST	\$11,252.91	
TOTAL DEPOSITS FOR AUGUST	<u>\$26,751.46</u>	
BANK BALANCE		\$34,731.95

SEPTEMBER 2018 HOT LUNCH BILLS -- ALBION/PETERSBURG

BEGINNING BANK BALANCE		\$34,731.95
Appeara	\$363.47	
Bernard Food Ind	874.36	
Bomgaars	\$14.99	
Cash-Wa Dist	\$9,431.75	
Criss Co Inc	\$328.75	
Culligan	\$68.86	
FeeZee	\$19.82	
Hiland Dairy	\$3,341.53	
Nebraska Food Distribution	\$4,000.69	
Pegler Sysco Food	\$6,176.68	
Rae Valley Market	\$37.45	
Thompson Co	\$408.30	
Thriftyway	\$107.73	
Venducation	\$39.00	
TOTAL	\$25,213.38	
Payroll	<u>\$18,745.71</u>	
TOTAL EXPENSES FOR SEPTEMBER	\$43,959.09	
TOTAL DEPOSITS FOR SEPTEMBER	<u>\$30,515.80</u>	
BANK BALANCE		\$21,288.66

OCTOBER 2018 HOT LUNCH BILLS -- ALBION/PETERSBURG

BEGINNING BANK BALANCE		\$21,288.66
Advanced Fire & Safety	\$170.00	
Appeara	\$312.05	
Bernard Food Ind	\$113.52	
Cash-Wa Dist	\$6,182.22	
Cullligan	\$35.46	
Feezee	\$10.00	
Hiland Dairy	\$4,510.51	
Nebraska Food Distribution	\$1,592.15	
NSNA District 4	\$24.00	
Pegler Sysco Food	\$3,885.75	
Rae Valley Market	\$32.29	
Thompson Co	\$565.17	
Thriftyway	\$51.92	
TOTAL	\$17,485.04	
Payroll	<u>\$19,781.41</u>	
TOTAL EXPENSES FOR OCTOBER	\$37,266.45	
TOTAL DEPOSITS FOR OCTOBER	<u>\$44,409.98</u>	
BANK BALANCE		\$28,432.19

NOVEMBER 2018 HOT LUNCH BILLS -- ALBION/PETERSBURG

BEGINNING BANK BALANCE \$28,432.19

Appeara	\$316.62
Bernard Food Ind	\$113.52
Brown & Saenger	\$87.40
Cash-Wa Dist	\$5,336.44
Criss Co	\$70.00
Culligan	\$35.46
Ecolab	\$108.13
Hiland Dairy	\$5,117.29
Hobart	\$639.34
Nebraska Food Distribution	\$3,866.42
Pegler Sysco Food	\$5,380.41
Rae Valley Market	\$3.27
Thompson Co	\$172.60
Thriftyway	\$56.95

TOTAL	\$21,303.85
Payroll	<u>\$25,513.89</u>

TOTAL EXPENSES FOR NOVEMBER \$46,817.74

TOTAL DEPOSITS FOR NOVEMBER \$43,713.33

BANK BALANCE \$25,327.78

DECEMBER 2018 HOT LUNCH BILLS -- ALBION/PETERSBURG

BEGINNING BANK BALANCE \$25,327.78

Appeara	\$362.14
Cash-Wa Dist	\$3,939.95
Criss Co	\$135.00
Cullligan	\$35.46
Ecolab	\$108.13
Hiland Dairy	\$4,312.90
Leifeld Hardware	\$49.79
Nebraska Food Distribution	\$2,193.59
Pegler Sysco Food	\$4,193.82
Rae Valley Market	\$27.88
School Nutrition Association	\$53.50
Thompson Co	\$143.27

TOTAL \$15,555.43
Payroll \$23,192.06

TOTAL EXPENSES FOR DECEMBER \$38,747.49

TOTAL DEPOSITS FOR DECEMBER \$33,888.47

BANK BALANCE \$20,468.76

JANUARY 2019 HOT LUNCH BILLS -- ALBION/PETERSBURG

BEGINNING BANK BALANCE		\$20,468.76
Advanced Fire & Safety	\$159.00	
Appeara	\$217.77	
Cash-Wa Dist	\$3,707.37	
Culligan	\$35.46	
Hiland Dairy	\$2,665.89	
Nebraska Food Distribution	\$572.37	
Pegler Sysco Food	\$4,209.42	
Rae Valley Market	\$3.78	
Thompson Co	\$233.55	
Thriftyway	\$33.26	
UNL Extension Office	\$100.00	
TOTAL	\$11,937.87	
Payroll	<u>\$17,220.11</u>	
TOTAL EXPENSES FOR JANUARY	\$29,157.98	
TOTAL DEPOSITS FOR JANUARY	<u>\$34,281.74</u>	
BANK BALANCE		\$25,592.52

FEBRUARY 2019 HOT LUNCH BILLS -- ALBION/PETERSBURG

BEGINNING BANK BALANCE \$25,592.52

Appeara	\$307.87
Cash-Wa Dist	\$5,094.44
Criss Co	\$292.50
Cullligan	\$57.21
Hiland Dairy	\$3,868.98
Nebraska Food Distribution	\$3,100.97
Pegler Sysco Food	\$4,556.97
Ohnemus, Leann	\$5.95
Thompson Co	\$574.94
Thriftyway	\$10.10

TOTAL	\$17,869.93
Payroll	<u>\$22,421.08</u>

TOTAL EXPENSES FOR FEBRUARY \$40,291.01

TOTAL DEPOSITS FOR FEBRUARY \$34,596.41

BANK BALANCE \$19,897.92

Added Voided Checks 227.04

MARCH 2019 HOT LUNCH BILLS -- ALBION/PETERSBURG

BEGINNING BANK BALANCE		\$20,124.96
Andersen, Karen	\$132.14	
Appeara	\$296.49	
Cash-Wa Dist	\$4,502.80	
Culligan	\$33.96	
Hiland Dairy	\$3,597.25	
Nebraska Food Distribution	\$3,915.88	
Pegler Sysco Food	\$3,491.03	
Rae Valley Market	\$16.24	
School Nutrition Association	\$35.00	
Thompson Co	\$129.01	
Thriftyway	\$23.93	
TOTAL	\$16,173.73	
Payroll	<u>\$19,863.15</u>	
TOTAL EXPENSES FOR MARCH	\$36,036.88	
TOTAL DEPOSITS FOR MARCH	<u>\$34,779.98</u>	
BANK BALANCE		\$18,868.06

APRIL 2019 HOT LUNCH BILLS -- ALBION/PETERSBURG

BEGINNING BANK BALANCE		\$18,868.06
Appeara	\$290.10	
Boone Central Schools	\$13.99	
Cash-Wa Dist	\$5,151.72	
Culligan	\$33.96	
Hiland Dairy	\$4,065.32	
Hobart	\$232.70	
Nebraska Food Distribution	\$30.45	
Pegler Sysco Food	\$4,243.66	
Rae Valley Market	\$7.39	
ServSafe Training	\$270.00	
Thompson Co	\$192.67	
Thriftyway	\$30.45	
Timeless	\$8.50	
Wordware	\$1,982.00	
TOTAL	\$16,552.91	
Payroll	<u>\$20,003.23</u>	
TOTAL EXPENSES FOR APRIL	\$36,556.14	
TOTAL DEPOSITS FOR APRIL	<u>\$29,040.42</u>	
BANK BALANCE		\$11,352.34

HOT LUNCH REPORT
2018-2019

<u>MONTH</u>	<u>NUMBER OF MEALS</u>	<u>BEGINNING BALANCE</u>	<u>TOTAL INCOME</u>	<u>TOTAL EXPENSES</u>	<u>CLOSING BALANCE</u>
AUGUST	1,124 5,860	\$19,233.40	\$26,751.46	\$11,252.91	\$34,731.95
SEPTEMBER	1,636 7,849	\$34,731.95	#####	\$43,959.09	\$21,288.66
OCTOBER	1,916 9,769	\$21,288.66	#####	\$37,266.45	\$28,432.19
NOVEMBER	1,745 8,227	\$28,432.19	#####	\$46,817.74	\$25,327.78
DECEMBER	1,176 6,316	\$25,327.78	#####	\$38,747.49	\$20,468.76
JANUARY	1,317 7,136	\$20,468.76	#####	\$29,157.98	\$25,592.52
FEBRUARY	1,357 7,224	\$25,592.52	#####	\$40,291.01	\$19,897.92
					Add 2 voided checks 20124.96
MARCH	1,415 7,031	\$20,124.96	#####	\$36,036.88	\$18,868.06
APRIL	1,780 8,014	\$18,868.06	#####	\$36,556.14	\$11,352.34
MAY					
JUNE					
JULY					

Boone Central Schools
05/10/2019 2:53 PM

Board Report
May 2019

<u>Vendor ID</u>	<u>Vendor Name</u>	<u>GENERAL</u>	<u>Amount</u>	<u>Invoice</u>	<u>Description</u>	
Checking		1				
Checking	1					
3CSCLEVELA	3C's Cleveland Cafe & Ca		157.50	04172019	SUPPLIES	
					Vendor Total:	157.50
ALBIONNEWS	ALBION NEWS		482.28	4/19 Stmt	SUPPLIES	
					Vendor Total:	482.28
ALLIED100	Allied 100		294.99	1036111	SUPPLIES	
					Vendor Total:	294.99
APPEARA	APPEARA		557.44	4/19 Albion	Service Agreements	
APPEARA	APPEARA		171.59	4/19 Petersburg	Service Agreements	
					Vendor Total:	729.03
APPLIEDCON	APPLIED CONNECTIVE TECHN		120.00	113554	Repairs Albion	
APPLIEDCON	APPLIED CONNECTIVE TECHN		249.99	113735	Contracted Repair Services HS	
APPLIEDCON	APPLIED CONNECTIVE TECHN		385.00	113779	HS Telecommunications Albion	
					Vendor Total:	754.99
BARNHILLPI	BARNHILL PIANO SERVICE		180.00	16591	MS Band Supplies	
					Vendor Total:	180.00
BEAVERBEAR	BEAVER BEARING CO		398.00	561480	Supplies	
					Vendor Total:	398.00
BEIERMANMA	BEIERMAN MACHINE & REPAI		12.60	0516	Supplies	
					Vendor Total:	12.60
BLACKHILLS	Black Hills Energy		1,819.90	4/19 605 S 6th	FUEL	
BLACKHILLS	Black Hills Energy		19.19	4/19 644 S 6th St.	Fuel	
BLACKHILLS	Black Hills Energy		19.19	4/19 951 S 1st	Fuel	
BLACKHILLS	Black Hills Energy		159.15	4/19 Pathways	Pathways Fuel	
BLACKHILLS	Black Hills Energy		882.97	4/19 Petersburg	MS Natural Gas	
					Vendor Total:	2,900.40
BLICKARTMA	BLICK ART MATERIALS		776.75	1115708	Art Supplies	
BLICKARTMA	BLICK ART MATERIALS		61.05	1157303	Insurance Claims - Supplies	
					Vendor Total:	837.80
BOMGAARS	BOMGAARS		460.48	4/19 Stmt	Supplies	
					Vendor Total:	460.48
BOONECENTR	BOONE CENTRAL ACTIVITY		1,486.80	2018 FBLA	FBLA Travel	
BOONECENTR	BOONE CENTRAL ACTIVITY		3,060.80	2018 FCCLA	FCCLA Travel	
BOONECENTR	BOONE CENTRAL ACTIVITY		1,890.83	2018 FFA	FFA Travel	
BOONECENTR	BOONE CENTRAL ACTIVITY		54.00	2019 FFA	FFA Travel	
BOONECENTR	BOONE CENTRAL ACTIVITY		1,690.68	3/19 Stmt	Supplies	
BOONECENTR	BOONE CENTRAL ACTIVITY		414.54	4/19 Amazon	Tech Supplies	

Boone Central Schools

05/10/2019 2:53 PM

May 2019

<u>Vendor ID</u>	<u>Vendor Name</u>	<u>Amount</u>	<u>Invoice</u>			
BOONECENTR	BOONE CENTRAL ACTIVITY	46.32	4/19	Walmart	THIRD GRADE SUPPLIES	
					Vendor Total:	8,643.97
BCHOTLUNCH	BOONE CENTRAL HOT LUNCH	517.75	4/19	CKC	Supplies-CKC	
BCHOTLUNCH	BOONE CENTRAL HOT LUNCH	1,035.50	4/19		Preschool Supplies	
					Preschool	
BCHOTLUNCH	BOONE CENTRAL HOT LUNCH	48.00	4/4/19		THIRD GRADE SUPPLIES	
BCHOTLUNCH	BOONE CENTRAL HOT LUNCH	174.80	5/19	CKC	Supplies-CKC	
BCHOTLUNCH	BOONE CENTRAL HOT LUNCH	109.49		CWD-Test	MS Supplies	
					Snacks	
BCHOTLUNCH	BOONE CENTRAL HOT LUNCH	200.74		Sysco-Test	SUPPLIES	
					Snacks	
					Vendor Total:	2,086.28
BOCOHEALTH	BOONE CO HEALTH CENTER	75.00	3/19	PT	PHYSICAL THER	
BOCOHEALTH	BOONE CO HEALTH CENTER	110.00	3/19/19		Professional Services for Drivers	
BOCOHEALTH	BOONE CO HEALTH CENTER	187.48	4/19	PT	PHYSICAL THERAPY	
BOCOHEALTH	BOONE CO HEALTH CENTER	110.00	4/3/19		Professional Services for Drivers	
					Vendor Total:	482.48
BOYSTOWN	Boys Town	2,323.05		NIA000172683	OTHER PROF/TECH SERVICES	
					Vendor Total:	2,323.05
BYGLANDDIR	BYGLAND DIRT CONTRACTING	1,055.13	4037		Supplies	
					Vendor Total:	1,055.13
CAROLINABI	CAROLINA BIOLOGICAL SUPP	109.40	50648855RI		Science Supplies	
					Vendor Total:	109.40
CASEYSBUSI	Casey's Business	67.39	4/19	Stmt	Gasoline & diesel fuel	
					Vendor Total:	67.39
CASEYS	CASEYS GENERAL STORE	159.84	4/19	Stmt	SUPPLIES	
					Vendor Total:	159.84
CEDARVALLE	CEDAR VALLEY LUMBER - AL	81.93	4/19	Stmt	Supplies	
					Vendor Total:	81.93
GIPHYSTH	CENTRAL NEBRASKA REHABIL SERVICES	4,082.90	3/19		OCCUPATION THERAPY	
					Vendor Total:	4,082.90
CENTRALPAR	CENTRAL PARTS & MACHINE	8.37	002-110346		Repairs	
					Vendor Total:	8.37
COLPARTSIN	COLUMBUS PARTS, INC.-ALB	9.99	423886		Supplies	
COLPARTSIN	COLUMBUS PARTS, INC.-ALB	29.04	424113		Vehicle Supplies	
					Vendor Total:	39.03
CORNERSTOI	Cornerstones of Care	7,000.00	18-19		OTHER PROF/TECH SERVICES	
					Vendor Total:	7,000.00
EDLISSMAIN	ED LISS MAINTENANCE	110.00	813		Contracted Repair Services	
					Vendor Total:	110.00

Boone Central Schools

05/10/2019 2:53 PM

May 2019

<u>Vendor ID</u>	<u>Vendor Name</u>	<u>Amount</u>	<u>Invoice</u>	
EGANSUPPLY	EGAN SUPPLY CO.	1,298.63	299323	MS Cust Supplies Vendor Total: 1,298.63
ELECCONTCO	ELECTRONIC CONTRACTING C	250.00	LN049168	Contracted Repair Services Repairs Vendor Total: 331.00
ELECCONTCO	ELECTRONIC CONTRACTING C	81.00	LN049473	
ELLERHEATI	ELLER HEATING & AIR COND LLC	216.00	190423-10	Contracted Repair Services Elem Vendor Total: 216.00
EMCINSURAN	EMC INSURANCE	7,091.24	5/19 Stmt	Insurance Vendor Total: 7,091.24
ESU7SPED	ESU #7-SPED	13,048.30	3/19 Stmt	Purchased Services from ESU Vendor Total: 13,048.30
ESU7DISTAN	ESU7 DISTANCE LEARNING	3,500.00	DL040802	Telecommunications Vendor Total: 3,500.00
FIRSTWIREL	First Wireless, INC.	4,200.18	108451	REAP-Technology Related Telecommunications District REAP-Technology Related Vendor Total: 7,137.37
FIRSTWIREL	First Wireless, INC.	420.00	108456	
FIRSTWIREL	First Wireless, INC.	2,517.19	108602	
FLINNS	FLINN SCIENTIFIC	27.15	2339534	Science Supplies Vendor Total: 27.15
FREMONTIND	Fremont Industries LLC	458.00	2019-47772- 00	Service Agreements Vendor Total: 458.00
FRONTI	FRONTIER	581.90	4/19 Stmt	Telecommunications Albion Vendor Total: 581.90
GOODLIFE	GOOD LIFE DISCOUNT PHARM	9.87	4/19 Stmt	SUPPLIES Vendor Total: 9.87
GRAING	GRAINGER INC.	130.63	9153426219	Supplies Supplies Supplies Supplies Vendor Total: 362.07
GRAING	GRAINGER INC.	119.83	9160888138	
GRAING	GRAINGER INC.	72.23	9161893137	
GRAING	GRAINGER INC.	39.38	9164330350	
GREATP	GREAT PLAINS COMMUNICATI	1,432.55	4/16/19	Telecommunications District Vendor Total: 1,432.55
HABERTIREA	Haber Tire & Auto LLC	69.95	3557	Repairs Repairs Vendor Total: 353.68
HABERTIREA	Haber Tire & Auto LLC	283.73	3709	
HARDNIC	Hardwick, Nicole	321.32	4/19	Mileage Vendor Total: 321.32

Boone Central Schools

05/10/2019 2:53 PM

May 2019

<u>Vendor ID</u>	<u>Vendor Name</u>	<u>Amount</u>	<u>Invoice</u>		
HELENA	HELENA CHEMICAL CO	57.50	83493106	Supplies	
				Vendor Total:	57.50
HOMETOWNLE	Hometown Leasing	1,347.96	4th of mon-0008	Copiers	
				Vendor Total:	1,347.96
ITEEA	ITEEA	450.00	INV-37296-D0G8C7	Employee Training & Development	
				Vendor Total:	450.00
JSAUTOREPA	J's Auto Repair, LLC	180.00	12831	Repairs	
				Vendor Total:	180.00
JAYMAR	JAYMAR BUSINESS FORMS, I	(17.70)	057031	Supplies	
JAYMAR	JAYMAR BUSINESS FORMS, I	248.39	057159	Supplies	
				Vendor Total:	230.69
JEOCONSULT	JEO Consulting Group Inc	4,406.25	108939	Professional Services	
				Vendor Total:	4,406.25
JOSTEN	JOSTENS	248.78	22892327	SUPPLIES	
JOSTEN	JOSTENS	273.24	726839	SUPPLIES	
				Vendor Total:	522.02
JOURNEYEDC	JourneyEd.com Inc.	1,535.20	10310914	Tech Supplies	
				Vendor Total:	1,535.20
JWPEPPER	JW PEPPER & SON INC.	63.58	2982911	MS Music Supplies	
				Vendor Total:	63.58
KAVTIRELU	KAV TIRE & LUBE	50.00	979278	Repairs	
				Vendor Total:	50.00
KAYTONINTE	KAYTON INTERNATIONAL	55.73	AI75933	Supplies	
				Vendor Total:	55.73
LEIFEL	LEIFELDS HARDWARE & FURN	31.66	4/19 Stmt	MS Cust Supplies	
				Vendor Total:	31.66
LOCODESIGN	LOCO'S DESIGNER T'S & MO	147.25	8943	ELEM SUPPLIES	
LOCODESIGN	LOCO'S DESIGNER T'S & MO	3.00	8999	SUPPLIES	
				Vendor Total:	150.25
LOUPPO	LOUP POWER DIST	8,722.89	4/19	Electricity	
				Vendor Total:	8,722.89
MATHESONTR	MATHESON LINWELD	402.15	19564098	Welding Supplies	
MATHESONTR	MATHESON LINWELD	171.60	51452885	Welding Supplies	
				Vendor Total:	573.75
NAVRATIL	NAVRATIL, KEN	425.00	1/31/19	Other Professional Services	
				Vendor Total:	425.00

Boone Central Schools

05/10/2019 2:53 PM

May 2019

<u>Vendor ID</u>	<u>Vendor Name</u>	<u>Amount</u>	<u>Invoice</u>	
NCECBVI	NCECBVI	8,750.00	T-300	Professional Educational Services Vendor Total: 8,750.00
NEAGEDASS	NEBRASKA AGRICULTURAL ED ASSOCIATION	235.00	19-20	HS Dues for Membership Vendor Total: 235.00
NCSA	NEBRASKA COUNCIL SCHOOL	570.00	2019-2020	DUES-FEES
NCSA	NEBRASKA COUNCIL SCHOOL	115.00	58713	Training & Development
NCSA	NEBRASKA COUNCIL SCHOOL	350.00	58793	Bookkeeper Travel Expense
NCSA	NEBRASKA COUNCIL SCHOOL	265.00	59246	TRAVEL EXPENSE AND MILEAGE Vendor Total: 1,300.00
OCCUPATION	Occupational Health Serv	240.00	62287	Other Professional Services
OCCUPATION	Occupational Health Serv	288.00	62438	Other Professional Services Vendor Total: 528.00
OVERDRIVE	OverDrive	250.00	H-0057988	Elem Library Web-based Software Vendor Total: 250.00
PAYFLEX	PAYFLEX SYSTEMS USA INC	100.00	4/19	Other Health Benefits Vendor Total: 100.00
PETBLD	PETERSBURG BUILDING AND	21.99	4/19 Stmt	MS Cust Supplies Vendor Total: 21.99
PETTYCASH	PETTY CASH FUND	3,297.30	4/19 Receipts	Travel/Fees/Lodging Vendor Total: 3,297.30
POSPRO	POSITIVE PROMOTIONS, INC	93.20	06273722	SUPPLIES Vendor Total: 93.20
PRESTO	PRESTO X CO	80.00	2858334	Service Agreements
PRESTO	PRESTO X CO	34.97	2858335	Pathways Maint. Agreements Vendor Total: 114.97
PURELANDSU	Pureland Supply	273.00	698883	Tech Supplies Vendor Total: 273.00
QUILL	QUILL CORP	31.47	6979603	Supplies Vendor Total: 31.47
RAEVALLEYM	RAE VALLEY MARKET	18.97	4/19 Stmt	Supplies Vendor Total: 18.97
RAEVALLEYR	RAE VALLEY REPAIR	106.50	1905	Repairs
RAEVALLEYR	RAE VALLEY REPAIR	106.50	1907	Repairs Vendor Total: 213.00
SCHALKAUTO	SCHALK AUTO INC	147.97	039696	Repairs
SCHALKAUTO	SCHALK AUTO INC	65.00	039697	Repairs
SCHALKAUTO	SCHALK AUTO INC	65.00	039698	Repairs

Boone Central Schools

05/10/2019 2:53 PM

May 2019

<u>Vendor ID</u>	<u>Vendor Name</u>	<u>Amount</u>	<u>Invoice</u>		
				Vendor Total:	277.97
SCHOOLSPEC	SCHOOL SPECIALTY	37.50	208122646521	Supplies	
				Vendor Total:	37.50
SUPPLYWORK	SupplyWorks	167.24	484955893	Supplies	
SUPPLYWORK	SupplyWorks	163.00	485872485	Supplies	
SUPPLYWORK	SupplyWorks	2.80	485872493	Supplies	
SUPPLYWORK	SupplyWorks	23.22	486081128	Supplies	
SUPPLYWORK	SupplyWorks	1,644.80	486081136	Supplies	
SUPPLYWORK	SupplyWorks	22.55	486289168	Supplies	
				Vendor Total:	2,023.61
TAESE	TAESE/USU	60.00	FCSCY6	Employee Training & Development	
				Vendor Total:	60.00
TEACHERSPA	TEACHERS PAY TEACHERS	10.00	87793753	FOURTH GRADE SUPPLIES	
				Vendor Total:	10.00
THRIFTYWAY	THRIFTYWAY	21.66	4/19 FFA (Ag Class)	Ag Supplies	
THRIFTYWAY	THRIFTYWAY	46.27	4/19 Stmt	Supplies	
THRIFTYWAY	THRIFTYWAY	42.69	4/2019 Stmt	Afterschool Supplies	
				Vendor Total:	110.62
TRUCKCENTE	TRUCK CENTER COMPANIES	371.94	371233S	Repairs	
TRUCKCENTE	TRUCK CENTER COMPANIES	478.39	371261	Repairs	
TRUCKCENTE	TRUCK CENTER COMPANIES	2,183.21	371303	Repairs	
TRUCKCENTE	TRUCK CENTER COMPANIES	347.09	371347	Repairs	
TRUCKCENTE	TRUCK CENTER COMPANIES	528.12	371362	Repairs	
TRUCKCENTE	TRUCK CENTER COMPANIES	123.68	616959C	Repairs	
				Vendor Total:	4,032.43
USBANKEQUI	U.S. BANK EQUIPMENT FINA	360.03	MP7502-0016	COPIER RENTAL	
				Vendor Total:	360.03
UNIVERSIT4	UNIVERSITY OF NEBRASKA-L	410.00	2019 ASD Conference	Elem SpEd Training/Development	
				Vendor Total:	410.00
VERIZON	VERIZON	284.83	4/19 Stmt	Telecommunications District	
				Vendor Total:	284.83
VILPET	VILLAGE OF PETERSBURG	688.05	4/19 Stmt	MS Water&Garbage	
				Vendor Total:	688.05
WHITES	WHITE STAR OIL CO	5,112.06	4/19 Stmt	Gasoline & diesel fuel	
				Vendor Total:	5,112.06
WILDROOTSG	Wild Roots Greenhouse &	72.55	111	Science Supplies	
				Vendor Total:	72.55
ZABKA	ZABKA CONOCO SERVICE	1,080.07	4/19	Gasoline & diesel fuel	

Boone Central Schools

05/10/2019 2:53 PM

May 2019

Vendor ID Vendor Name

Amount Invoice

Vendor Total: 1,080.07

Fund Total: 118,216.02

Checking Account Total: 118,216.02

Fund: 09 PETERSBURG ACTIVITY FUND

<u>Chart of Account Number</u>	<u>Chart of Account Description</u>	<u>Beginning Balance</u>	<u>Expenses</u>	<u>Revenues</u>	<u>Balance Change</u>	<u>Balance</u>
09 804 0139	MS PTO	343.00	0.00	0.00	0.00	343.00
09 804 0154	MS SPEECH	690.00	0.00	0.00	0.00	690.00
09 804 0201	YEARBOOK	(3,971.47)	0.00	1,140.00	0.00	(2,831.47)
09 804 0206	CLASS OF 2002	0.00	0.00	0.00	0.00	0.00
09 804 0207	CLASS OF 2003	0.00	0.00	0.00	0.00	0.00
09 804 0208	CLASS OF 2004	0.00	0.00	0.00	0.00	0.00
09 804 0210	CONCESSIONS	0.00	0.00	0.00	0.00	0.00
09 804 0211	CONSUMER SCIENCE	23.06	0.00	0.00	0.00	23.06
09 804 0212	STUDENT OF THE MONTH	94.89	0.00	0.00	0.00	94.89
09 804 0214	GIRLS BB	0.00	0.00	0.00	0.00	0.00
09 804 0215	INDUST. TECH	0.00	0.00	0.00	0.00	0.00
09 804 0216	INTEREST	1,043.97	0.00	2.18	0.00	1,046.15
09 804 0217	MIDDLE SCHOOL	782.59	0.00	0.00	0.00	782.59
09 804 0218	MEDIA	1,318.48	0.00	0.00	0.00	1,318.48
09 804 0220	P CLUB	0.00	0.00	0.00	0.00	0.00
09 804 0221	SPEECH	(735.00)	0.00	0.00	0.00	(735.00)
09 804 0222	STUDENT COUNCIL	6,150.70	726.32	2,075.68	0.00	7,500.06
09 804 0223	CAPPUCCINO	0.00	0.00	0.00	0.00	0.00
09 804 0224	MISC. ACTIVITY	549.45	282.75	269.25	0.00	535.95
Fund Total: 09		<u>6,289.67</u>	<u>1,009.07</u>	<u>3,487.11</u>	<u>0.00</u>	<u>8,767.71</u>

Board & Administrator

FOR SCHOOL BOARD MEMBERS

April 2019 Vol. 32, No. 12

Editor: Jeff Stratton

Insights into the superintendent search process, part 2

By Dr. Peter Gorman*

When applying for a position, my wife and I start by looking at the job vacancy announcement and desired candidate profile, as well as by evaluating any information gleaned from watching board meetings and reading the newspapers, blogs, etc.. This helps us to develop our own profile, as well as to identify the issues and priorities they will expect the new superintendent to address.

My wife Sue and I started doing our homework well in advance, tracking both the Nevada and North Carolina school districts we were considering for almost a year.

As a first stage in the search process, many districts and search firms use a rubric or profile to evaluate the applicants and determine who moves on to the next round. I use this concept to customize my cover letter and resume for the search and prepare for the interview process making my own rubric to compare against.

My cover letters addressed four areas:

- My specific interest in the position.
- My career goals, and how they matched the position.
- Transferable leadership skills, experiences, and successes in my history that matched items listed in the position announcement, job profile, or known district needs.
- Why I am the right choice for the district and the job.

Most cover letters I read are aspirational and do not show a track record of successfully addressing

challenges similar to those that you will face if you are selected for the position. "I will" is just not as strong as "I have" supported by data.

Similarly, my resume is results-focused, emphasizing what I have accomplished that is aligned to what the district is looking for in their next leader. I list what I did and the results — using numbers. As an example:

- Increased the number of schools making high growth in the state accountability system from 16 to 108 (2006-2010).
- Secured \$766 million for facilities construction and renovations, with 68 percent of voters passing a \$516 million bond referendum in 2007 and obtaining \$250 million in Certificates of Participation funding.

I also made sure that I had appropriate references lined up covering any area that could provide support for my application.

My reference list was not on my resume but instead was a separate document that I did not submit until it was specifically requested. When references were requested, I notified my references of my application, covered areas that I specifically wanted them to emphasize, and indicated the importance of confidentiality.

**Dr. Peter Gorman is president and chief executive officer of Peter Gorman Leadership Associates. Previously, he was superintendent of the Tustin Unified School District in California and Charlotte-Mecklenburg Schools in North Carolina. He can be reached at pete@pgleadership.com. Follow him at @petercgorman.* ■

Etiquette reminder emphasizes respect

The Confederation of Oregon School Administrators adds this helpful reminder about school board etiquette to its operating agreements:

“Board members will remind one another in a respectful manner when a member is violating one

of these agreements,” said COSA.

For information, <https://www.cosa.k12.or.us/content/role-superintendent-school-board-and-superintendent-agreements-materials>. ■

What went wrong here?

Jim is an active school board member. When his neighbor asks him about the “problem” at the school, he reacts with concern. There is a rumor that a very popular principal is about to be fired by the superintendent for failure to follow a directive.

Jim is well known for his ability to take charge of a situation and confront problems. He conducts his own investigation. He talks to every staff member close to the situation and the superintendent. Then he asks the board president to call a special meeting.

Jim presents the facts he’s gathered and announces his support for the superinten-

dent’s decision. The principal, invited by Jim to attend the meeting, protests and offers his resignation. Instead of being grateful for Jim’s support, the superintendent also announces his resignation.

What went wrong here? The problem was not a staff problem — it was a board role problem. The superintendent thought Jim was infringing on his management responsibilities. “The board hired me to manage staffing responsibilities,” the superintendent said when announcing his resignation. “That’s my responsibility — not theirs.” ■

Don’t overlook advocacy

How often do you hear board colleagues grouching about the ways that things “ought to be” if only the state legislature or the federal government would provide funding?

How will legislators ever know your dissatisfaction if you don’t rattle their cages from time to time? This is where lobbying comes in.

Unfortunately, many board members shy away from lobbying because they believe it’s only for skilled professionals who represent a special interest.

Believe me, a board member has much more sway with a politician because you represent a constituency and are a volunteer who gives his or her time to make a difference.

Lobbying can take several forms. A simple method is a personal phone call to arrange a visit, lunch, or discussion in the lawmaker’s office. Lobbying can also mean writing letters to the editors of newspapers or giving interviews

on television or radio. To be effective, keep these points in mind:

1. Show that your goals match the goals of those you are lobbying. Saving taxpayers’ money or a more efficient approach to delivering an education are good places to start.
2. Identify decision-makers who have the most influence and concentrate there. One-on-one advocacy is always the most effective.
3. Make lobbying a long-term activity rather than just a stopgap in times of crisis. Try pairing a board member with a lawmaker for the entire length of the board member’s term. This is a sound strategy for developing a personal relationship between the two.

You can discuss goings on at the capitol, and when an issue comes up that affects your district the board member can contact the legislator without fear because of the relationship that has been developed. ■



Board Report - Craig Theis
as of May 13th, 2019

Elementary Principal's Update

1. Elementary Programs

- a. The Elementary Program was a huge success! Students performed very well and community support was as strong as ever. It was very fun to see the excitement in the students throughout the program, and the day leading up to it. Mrs. Koeppe and Mrs. Paulson did a great job! Preschool also held their program/graduation this past week. This was also a huge success. Mrs. Wegener & Mrs. Wilke did a great job as well!



2. Class Lists & Supply Lists:

- a. Class lists and supply lists are common questions we get from parents. Supply lists will be sent home with students on the last day of school. These will also be sent home at the beginning of the next school year with my letter. Class lists will once again be posted on the elementary office windows a week before school.

3. NWEA MAP Assessment Results:

- a. The elementary completed our NWEA MAP Assessment this past week. Grades K-2 were assessed in reading & math. Grades 3-5 were assessed in reading, language, science & math. The data below shows our students' growth from August to May in the subjects reading & math. This is broken down by grade level.

**K-5 NWEA MAP SCORES
2018-2019**

READING		Kindergarten	1st grade	2nd grade	3rd grade	4th grade	5th grade	Averages
FALL	below	15	6	15	24	13	11	84
	at or above	28	29	16	29	23	24	149
	% proficient	65%	83%	52%	55%	64%	69%	65%
SPRING								
FALL	below	13	6	17	15	7	8	66
	at or above	44	29	16	38	28	25	180
	% proficient	70%	83%	48%	71%	80%	78%	72%
MATH								
FALL	below	16	8	13	19	15	17	88
	at or above	27	27	15	34	21	18	142
	% proficient	63%	77%	54%	64%	58%	51%	61%
SPRING								
FALL	below	15	11	14	15	12	9	76
	at or above	44	24	19	38	22	25	172
	% proficient	66%	69%	58%	71%	65%	74%	67%
SCIENCE								
FALL	below				12	7	11	30
	at or above				41	29	23	93
	% proficient	N/A	N/A	N/A	77%	81%	68%	75%
SPRING								
FALL	below				9	5	7	21
	at or above				43	31	27	101
	% proficient	N/A	N/A	N/A	83%	86%	79%	83%

4. Rockin' Rally:

- a. We had our 6th Rockin' Rally on April 26th. We honored our Kind Cardinals from each classroom that displayed "Cooperation". Students were also honored for Rockin' Readers and Birthdays.





Board Report - BCMS

May 13, 2019

Middle School Update

Middle School Awards Day, Spring Concert, and 8th Grade Promotion

- On the morning of Friday, May 3rd, students and teachers at the middle school participated in an awards/honors ceremony. Parents and families were invited to attend the awards day, and we had a decent turnout.
- The evening of May 3rd consisted of the Spring Concert and 8th grade promotion. All students in the middle school participated in this event, and we had a fantastic turnout.

Middle School Student Council

- Our middle school student council has done an outstanding job hosting various events and activities throughout the school year. Student council members have organized spirit weeks, dances, fundraisers for various causes, and have thought of many different ways to show appreciation to both students and teachers.

Middle School NSCAS and MAP Testing

- All students at the middle school have completed the NSCAS statewide assessment. These scores will be available to the school and general public sometime in September or October.
- Most students at the middle school have complete their Spring MAP assessment. These scores are used to show student growth from the beginning of the school year until the end of the school year. Teachers will use these during their PLC time next year to help identify students that are struggling or excelling and may need enrichment.

Curriculum/Assessment Update

Assessment

NSCAS Testing

- Students in 3rd – 8th grades have completed NSCAS testing and results will be made public sometime in September/October.

Curriculum

High School Science

- Last year high school science opted to hold off on adopting new curriculum. This was suggested by the state and our science teachers felt the same way after they started to look at materials last year. They felt there were not adequate materials that would fully address the new state standards that were adopted last year. (See below for curriculum titles and prices)

Middle School Homeroom Curriculum

- Throughout the course of this school year, school counselors have been working on identifying essential standards for their curriculum. As discussions went on, it became apparent that the middle school could benefit from aligning more with what elementary and high school are doing with their counseling curriculum. What we found is a program from the same company (Second Step) our elementary students receive, and it's also very similar to what our high school students receive as well. The thought is to be fully aligned this way as students move from elementary, middle, and high school. (See attachment for curriculum quote.)

High School Science Curriculum

SCIENCE - High School				
Company: National Geographic / Cengage Learning Book Title: Introductory Chemistry: A Foundation	Chemistry	Curriculum Adoption	30 textbooks	\$4,140.00
			S/H	\$289.80
			Total	\$4,429.80
Company: HMH Book Title: Physics	Physics	Curriculum Adoption	10 textbooks	\$1,287.75
			S/H	\$135.21
			Total	\$1,422.96
Company: Pearson Book Title: Campbell: Biology in Focus (AP)	Biology	Curriculum Adoption	55 textbooks	\$8,193.35
Company: Pearson Book Title: Essentials of Human Anatomy & Physiology, 12th Edition (AP)	Anatomy and Physiology	Curriculum Adoption	25 textbooks	\$3,486.75
			S/H	\$817.61
Company: Pearson Book Title: Miller and Levine Biology	Biology	Curriculum Adoption	60 textbooks and teacher's edition	\$5,634.67
			S/H	\$394.42
			Total	\$18,526.80
			Total Curriculum Purchase	\$24,379.56

Middle School Homeroom Curriculum

Second Step Middle School Homeroom Curriculum	This quote will be enough licenses for the entire middle school.	3 year quote: \$5,999 OR 5 year quote: \$7,999
--	--	---

High School Principal Board Report - Erik Kravig

May 13, 2019 - Albion

I. District Music

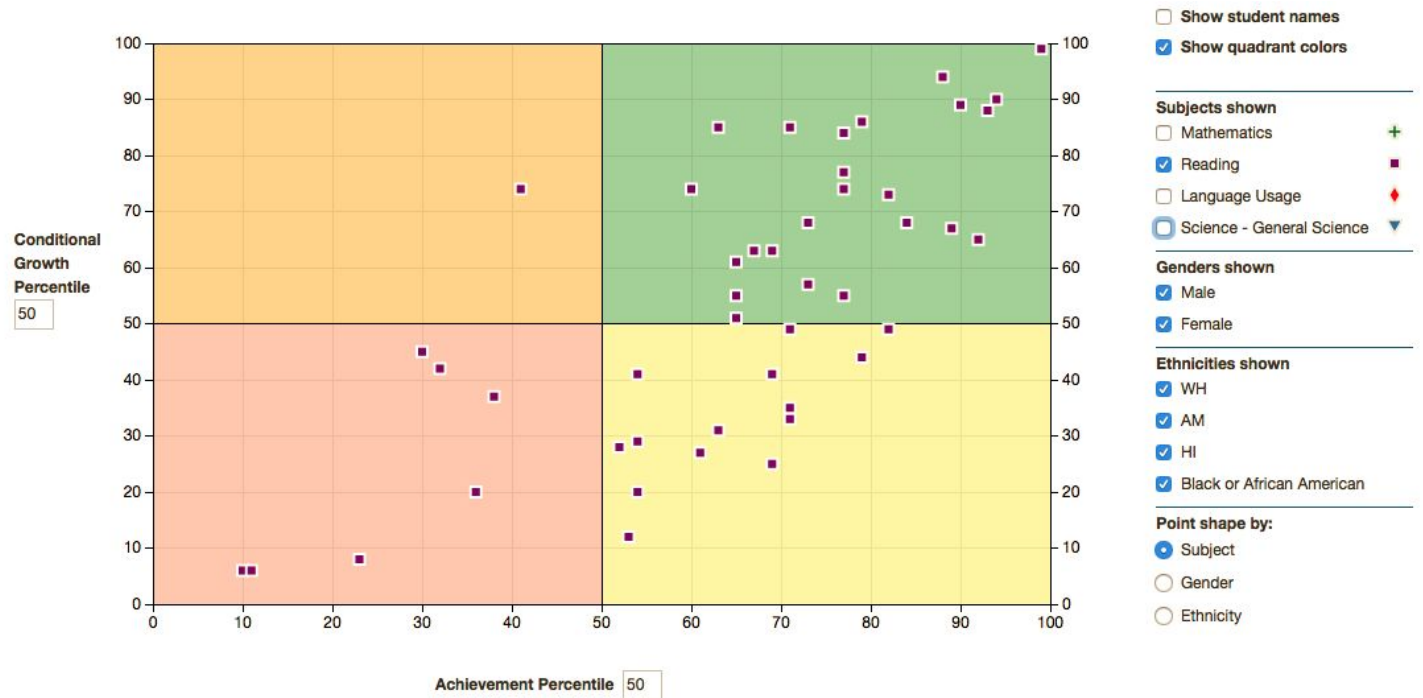
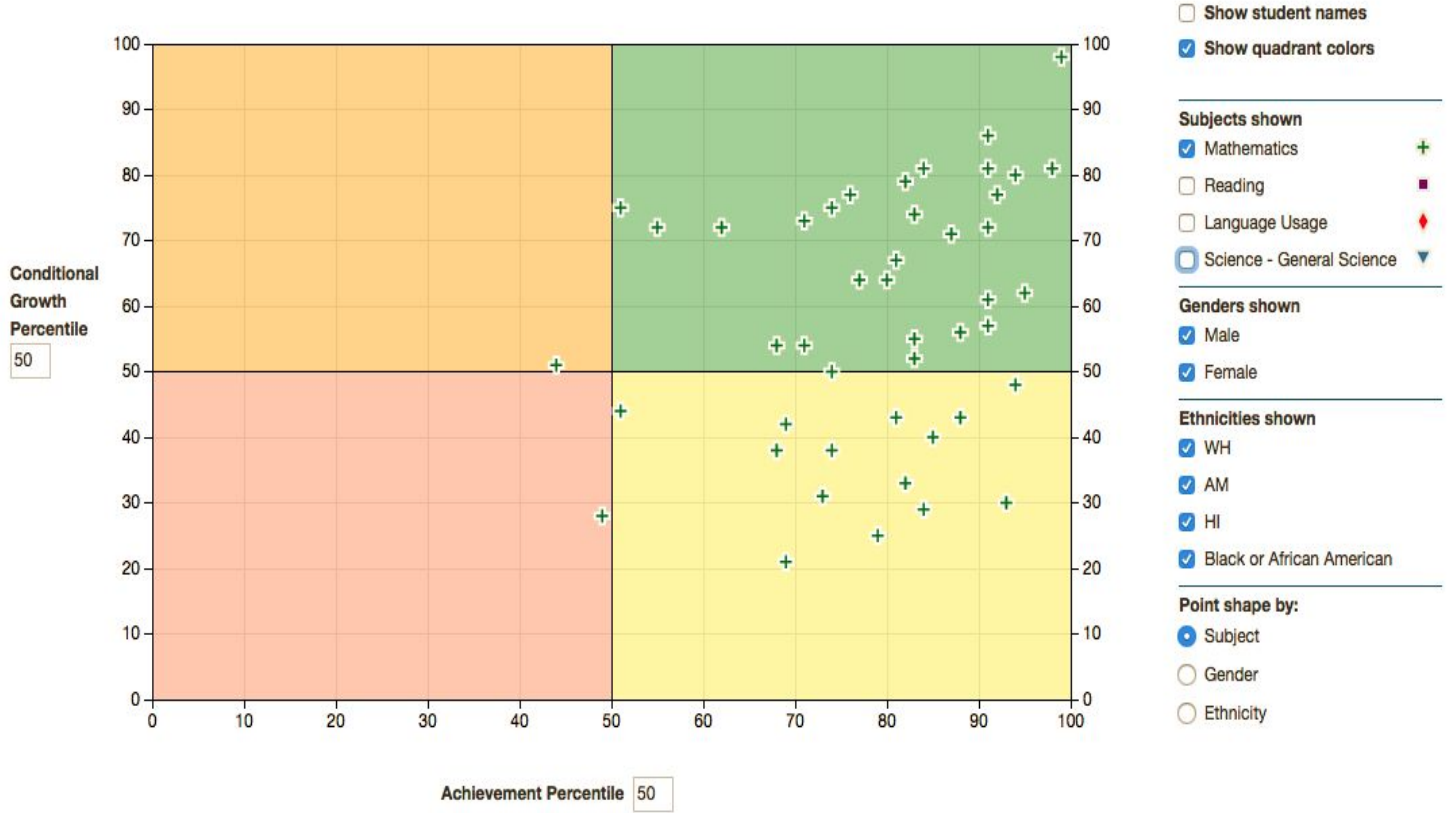
Fifty Boone Central Band and Choir students traveled to Norfolk High School on Friday, April 21st to participate in District Music Contest.

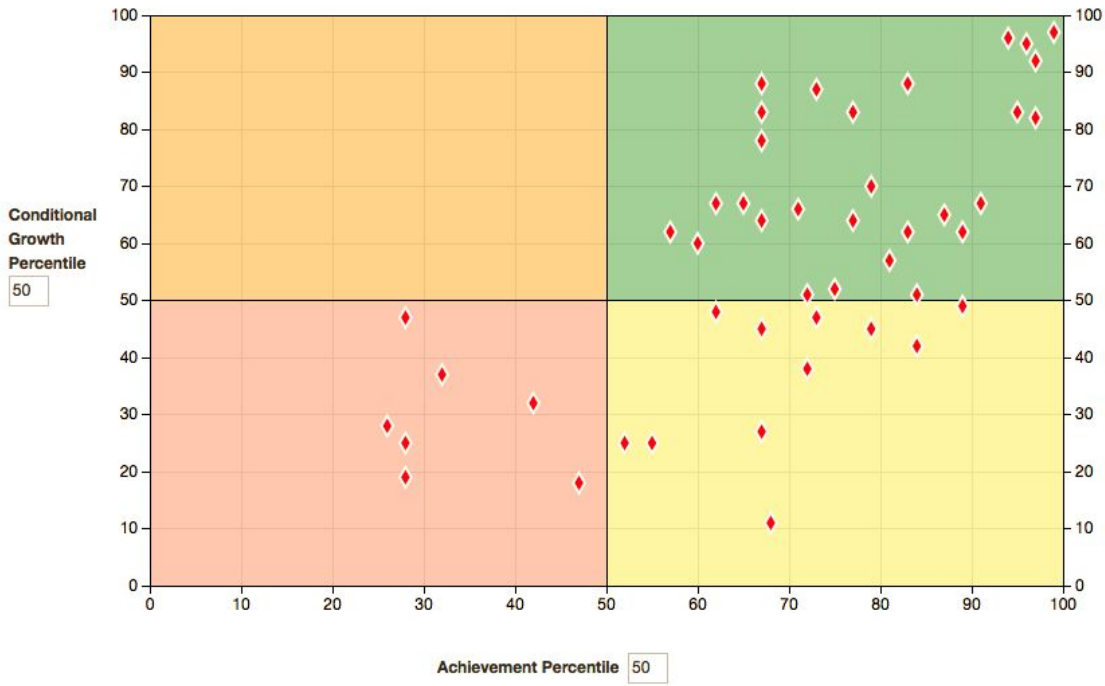
The following are results of all participants:

DISTRICT MUSIC CONTEST - APRIL 12th			
Norfolk High School - 801 Riverside Blvd.			
Tricia Cleveland	Flute Solo	II	
Emma David	Flute Solo	II	
Serena Henry	Clarinet Solo	II	Division I = Superior
Band Warm-up		-	Division II = Excellent
Katie Heying	Vocal Solo	1	Division III = Good
Natalee Luettel	Vocal Solo	1	
Band Perform		II	
Mariah Olson	Vocal Solo	II	
Emma Potter	Vocal Solo	II	
Julia Spann	Vocal Solo	II	
Issak Welch	Vocal Solo	II	
Julia Nore	Violin Solo	1	
Will Grape	Snare Solo	II	
Brian Mock	Trumpet Solo	II	
Isabel VanDeWalle	Trumpet Solo	1	
Julia Nore	Bass Clar Solo	1	
Stephanie Wright	Clarinet Solo	II	
Ally Staub	Alto Sax Solo	1	
Scott Wright	Trombone Solo	1	

Julia Nore	Vocal Solo	1	
Isabel VanDeWalle	Vocal Solo	II	
Scott Wright	Vocal Solo	II	
Stephanie Wright	Vocal Solo	1	
Brian/Issak	Vocal Duet	1	
Choir Warm-up		-	
Choir Perform		1	
Scott/Stephanie	Vocal Duet	1	
Jazz Choir		1	
Barbershop		II	
Girls Ensemble		1	

I. MAP Growth Reports - Achievement Status & Growth Summary with Quadrant Chart





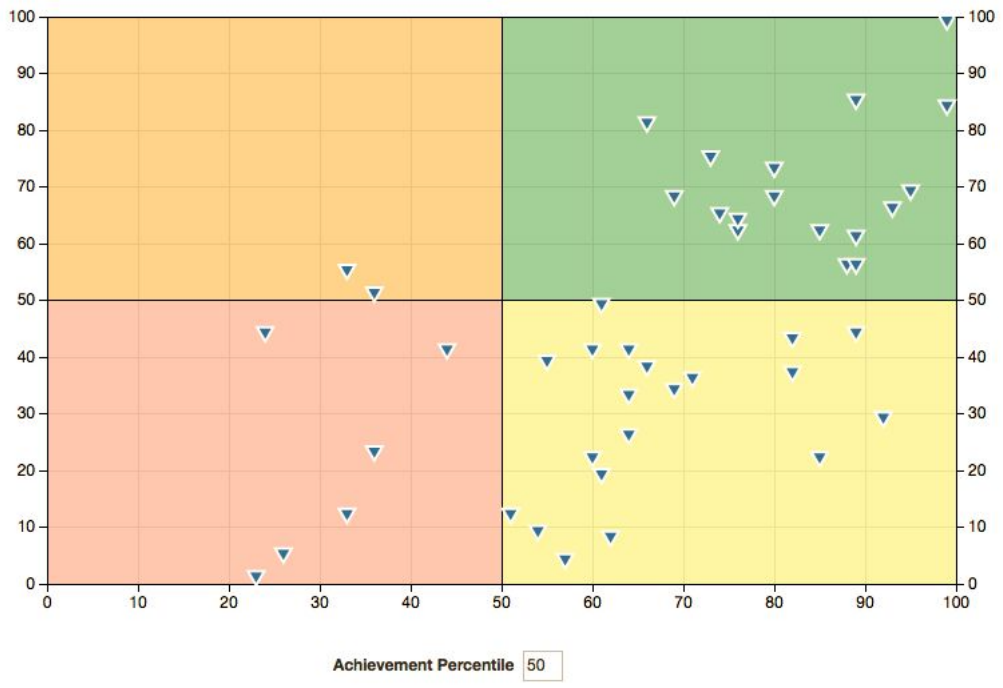
- Show student names
- Show quadrant colors

- Subjects shown**
- Mathematics +
 - Reading ■
 - Language Usage ◆
 - Science - General Science ▼

- Genders shown**
- Male
 - Female

- Ethnicities shown**
- WH
 - AM
 - HI
 - Black or African American

- Point shape by:**
- Subject
 - Gender
 - Ethnicity



- Show student names
- Show quadrant colors

- Subjects shown**
- Mathematics +
 - Reading ■
 - Language Usage ◆
 - Science - General Science ▼

- Genders shown**
- Male
 - Female

- Ethnicities shown**
- WH
 - AM
 - HI
 - Black or African American

- Point shape by:**
- Subject
 - Gender
 - Ethnicity

SUPERINTENDENT'S CONTRACT OF EMPLOYMENT

BOONE CENTRAL SCHOOL DISTRICT

THIS CONTRACT is made by and between the Board of Education of Boone Central School District 06-0001, (and referred to herein as "the Board" and "the School District" respectively), and Nicole M. Hardwick referred to herein as "Superintendent Hardwick." The Board agrees to employ Mrs. Hardwick as Superintendent of Schools, and she agrees to accept employment, subject to the terms and conditions set forth below.

Section 1. Term of Contract. Superintendent Hardwick shall be employed for a period of two years beginning on July 1, 2019 and concluding on June 30, 2021. References to "contract year" shall mean the period from July 1st through June 30th and shall consist of all days except Saturdays, Sundays, and legal holidays.

Section 2. Superintendent's Notice of Intent to Extend. The Superintendent shall, between December 1 and December 31 each contract year, give the President of the Board a "Superintendent's Notice of Intent to Extend," which is a written notice that the Superintendent intends to extend the Contract for a period of one (1) year. In the event a Superintendent's Notice of Intent to Extend is not given within the specified time, the Contract shall not be extended.

Section 3. Board Action on Notice of Intent to Extend. In the event the Board has received a Superintendent's Notice of Intent to Extend, the Board shall have until on or before February 16 in each contract year to give the Superintendent a "Notice of Intent to Not Extend," which is a written notice that the Board does not want to extend the Contract. In the event the Board does not give a Notice of Intent to Not Extend, or of a notice of possible non-renewal or cancellation, the Contract shall be extended for an additional term of one (1) contract year.

Section 4. Salary. Superintendent Hardwick's salary for the 2019-20 contract year shall be \$140,500. Beginning July 15, 2019, the salary shall be paid in 12 equal monthly installments in accordance with the Board's policy and its practice regarding the payment of certificated staff. The Board shall not reduce Superintendent Hardwick's salary during the term of this contract, but it may increase the salary and/or the benefits as an amendment to the contract without such amendment constituting a new contract, requiring a hearing, or extending the term of the contract.

Section 5. Professional Status. Superintendent Hardwick affirms that she is not under contract with any other board of education covering any part or all of the term of this contract. Throughout the contract term, she will hold a valid and appropriate certificate to act as a superintendent of schools in the State of Nebraska which she will register and maintain on file in the school district's central administrative office. This contract will not be valid and the Board will not compensate Superintendent Hardwick for any service she performs before the date that she registers her certificate.

Section 6. Superintendent's Duties. Superintendent Hardwick's duties shall be as prescribed by statute and by Board policies, rules, regulations and directives. She is subject to the direction and control of the Board at all times and shall devote her time, skill, labor and attention to her duties throughout the contract term. She is the chief administrative officer for the district and is responsible for implementing Board policy, organizing the administrative and supervisory staff, and selecting, placing, and transferring personnel with the concurrence of the Board. She is responsible for administering the instruction of students and conducting the business affairs of the School District. With the approval of the Board, she may undertake consultative work, speaking engagements, writing,

lecturing, or other professional duties and obligations as long as they do not interfere with her ability or opportunity to carry out her duties and obligations to the District.

Section 7. Board's Duties. The Board is responsible for formulating and adopting policy. The Board members agree, individually and collectively, to promptly refer all criticisms, complaints, and suggestions called to their attention to Superintendent Hardwick for action, study and/or recommendation, as appropriate.

Section 8. Evaluation. The Board shall evaluate the performance of Superintendent Hardwick twice during her first year of employment and at least once each year thereafter. On or before the December meeting each year, the Board shall devote a portion of a meeting or an entire meeting to a discussion of Superintendent Hardwick's performance of her duties and working relationship with the Board. This evaluation and assessment shall be related to the position description of Superintendent and may include goals and objectives of the District for the year in question. The meeting will be held in compliance with the Open Meetings Act.

Section 9. Superintendent's Obligation to Remind Re Evaluation. Superintendent Hardwick shall remind the Board members in writing at least 45 days before the date of each upcoming evaluation and provide them with the written evaluation instrument to be used. The failure to issue such a reminder shall constitute a material breach of this contract.

Section 10. Cancellation or Mid-Term Amendment. The Board may cancel or amend this contract during its term for any of the following reasons: (a) the cancellation, termination, revocation, or suspension of Superintendent Hardwick's certificate (Nebraska Administrative and Supervisory Certificate, or the Nebraska Professional Administrative and Supervisory Certificate) by the State Board of Education; (b) any of the reasons set forth in this contract; (c) the breach of any of the material provisions of this contract; (d) incompetence; (e) neglect of duty; (f) unprofessional conduct; (g) insubordination; (h) conduct involving moral turpitude; (i) physical or mental incapacity; (j) intemperance; (k) conviction of a felony; or (l) any conduct that substantially interferes with Superintendent Hardwick's continued performance of her duties. The procedures for cancellation or amendment shall be in accordance with state statutes.

Section 11. Disability. If Superintendent Hardwick is unable to perform her duties by reason of illness, accident or other disability beyond her control, and the disability continues for more than sixty days, or if the disability appears to be permanent, the Board may require her to undergo a medical examination to determine whether she is able to perform the essential functions of the position of superintendent.

Section 12. Transportation. The Board shall provide Superintendent Hardwick with transportation or reimburse her for mileage required in the performance of her official duties at the rate approved by the Board.

Section 13. Fringe Benefits. The Board shall provide Superintendent Hardwick with the following fringe benefits:

- a. **Health Insurance.** The Superintendent shall be provided group health insurance and dental insurance for which the Superintendent is qualified (Employee, Employee/Child(ren), Employee/Spouse, or Employee/Spouse & Child(ren)) under the School District's group health and dental insurance plan in effect each contract year of this agreement.

- b. **Life Insurance.** The Superintendent shall be provided the same Life insurance coverage as provided to other certificated school district employees.
- c. **Disability Insurance.** The Superintendent shall purchase long-term disability insurance from the school district's carrier at her own expense. The district shall deduct the insurance premium from the salary on a monthly basis and pay it to the insurance carrier.
- d. **Sick Leave.** The Superintendent shall be entitled to twelve (12) days of sick leave per year which may accumulate to a total of forty-five (45) days and which she may use for bereavement purposes. Sick leave may be used for personal illness, or illness or death in the immediate family. or as otherwise provided in District policy. If the Superintendent qualifies for disability pay under a long-term disability policy, he shall be required to take the disability pay instead of sick leave pay. The Superintendent shall report sick and bereavement days through the school districts leave request program
- e. **Vacation Days.** Superintendent Hardwick shall be given twenty (20) vacation days per contract year. Vacation shall not be taken at times that would interfere with the Superintendent's attendance at regularly scheduled board meeting or at times when the Superintendent's duties require attendance at school. The Superintendent shall report vacation days through the school districts leave request program.
- f. **Professional Development.** The Superintendent shall attend appropriate professional meetings at the local, state and national levels provided that such attendance does not interfere with the proper performance of Superintendent's duties. The reasonable and necessary expenses of such meetings shall be reimbursed by the District consistent with Board policies.
- g. **Professional Dues.** The District shall pay the Superintendent's annual dues to the Nebraska Council of School Administrators and may pay dues to other professional organizations suitable for the Superintendent's position upon the Superintendent's request.
- h. **Section 125 Plan.** The Superintendent shall be permitted to participate in the District's Medical Reimbursement Plan for purposes of claiming qualifying health care and dependent care expenses.
- i. **Other Expenses.** The District shall pay or reimburse the Superintendent for reasonable expenses approved by the Board and incurred by the Superintendent in the performance of the Superintendent's duties under this Contract, including expenses for the Superintendent's professional growth through participation in professional meetings at the local, state and national level.
- j. **Indemnification.** The District shall defend, to the extent permitted by law, hold harmless and indemnify the Superintendent from any and all demands, claims, suits, actions and legal proceedings brought against the Superintendent in the Superintendent's individual capacity, or in the Superintendent's official capacity as agent and employee of the District. This obligation excludes litigation or other proceedings regarding criminal matters. It is limited to circumstances when the Superintendent was acting in good faith regarding a matter that arose while the Superintendent was acting within the scope of the Superintendent's employment and to matters in which Board has the authority to provide liability insurance coverage under state law. In no

case will individual board members be considered personally liable for indemnifying Superintendent against such demands, claims, suits, actions and legal proceeding.

- k. **Other Benefits.** The Superintendent may be provided such other benefits as are provided to certificated employees of the District in the Board's discretion, except as otherwise provided herein, provided the Superintendent meets the conditions and eligibility requirements for such benefits.

Section 14. Deductions. This contract shall conform to the statutes and regulations governing deductions from compensation. The School District shall withhold other deductions as Superintendent Hardwick and Board agree.

Section 15. Right to Resign; No Penalty for Release or Resignation. Upon giving written notice to the secretary of the Board on or before January 1st of each contract year, Superintendent Hardwick may resign from employment effective June 30th of that year for any reason and be released from her contractual obligation without penalty, financial or otherwise.

Section 16. Compensation upon Termination and Credit for Accrued Vacation. Upon lawful termination of this contract for any reason, the compensation to be paid hereunder shall be an amount which bears the same ratio to the annual salary specified as the number of months or fraction thereof to the date of such termination bears to the 12 months in the annual salary period in which termination occurs. Superintendent Hardwick shall refund any portion of the salary she was paid but had not earned prior to the date of termination of this contract.

Section 17. Legal Actions. The Board will support Superintendent Hardwick if there is a legal dispute caused by her carrying out her duties properly. If Superintendent Hardwick is threatened with legal action, including a complaint to the Nebraska Commissioner of Education, or if such an action is filed as a result of her performance of her duties or her position as Superintendent, the Board will provide her with a legal defense to the maximum extent permitted by law so long as she acted in good faith and in a manner which she reasonably believed to be in or not opposed to the best interests of the District and, with respect to any criminal action or proceeding, had no reasonable cause to believe that her conduct was unlawful.

Section 18. Physical or Mental Examination. The Board may require Superintendent Hardwick to undergo a physical or mental examination by a physician and/or psychologist of the Board's choosing. In deference to the requirements of the Americans with Disabilities Act and HIPAA, the physician's report to the Board must address whether Superintendent Hardwick is able to perform the "essential functions" of her position.

Section 19. Governing Laws. The parties shall be governed by all applicable state and federal laws, rules, and regulations in performance of their respective duties and obligations under this contract.

Section 20. Amendments to be in Writing. This contract may be modified or amended only in writing that is duly authorized and executed by the Board and Superintendent Hardwick.

Section 21. Severability. If any portion of this contract should be declared invalid or unenforceable by a court of competent jurisdiction, such declaration shall not affect the validity or enforcement of the remaining provisions of the contract.

IN WITNESS WHEREOF, the parties have executed this contract on the dates indicated below.

Executed by the Board this 13th day of May, 2019.

President, Board of Education

Secretary, Board of Education

Executed by Superintendent Hardwick this 13th day of May, 2019.

Nicole Hardwick, Superintendent



Purchase Order No:

Confidential Price Quote (3605413)

Attach relevant files Max. PDF size: 10MB (Max: 3 files)

5/13/2019

Pricing on this Proposal Guaranteed: **9/15/2019**

Presented To: Tanner Schutt (402) 386-5302, tschutt@boonecentral.esu7.org

Prepared By: Julia Tucker Konys, (800) 543-0487 x11599, julia.tucker@cengage.com

SHIP TO: Boone Central Schools	BILL TO: Boone Central Schools	Cengage Learning
Tanner Schutt	Tanner Schutt	ATTN: Order Fulfillment
605 S 6Th Street	605 S 6Th Street	10650 Toebben Drive
Albion, NE 68620	Albion, NE 68620	Independence, KY 41051
USA	USA	(800) 354-9706
		http://NGL.Cengage.com/CustomerSupport

Quoted Products: Chemistry

Qty	Update Qty	Product	Price	Quoted Price	Total
30	<input type="text"/>	Bundle: Introductory Chemistry: A Foundation, 9th Student Edition + OWL™ (6-year access) Zumdahl 9th Edition [STM, 2019] 9781337860413 / 1337860417	\$138.00	\$138.00	\$4,140.00
1	<input type="text"/>	Annotated Instructor's Edition for Zumdahl/Decoste's Introductory Chemistry: A Foundation, 9th Zumdahl 9th Edition [STM, 2019] 9781337399432 / 1337399434	\$168.75	\$0.00	FREE

Sub-Total: \$4,140.00

+ Estimated Shipping and/or Process Fee: \$289.80

TOTAL: \$4,429.80

Total Savings: \$168.75

Please attach a copy of the quote to the Purchase Order.

Thank you for your interest in Cengage Learning products.

All information embodied in this document is strictly confidential and may not be duplicated or disclosed to third parties outside recipient's organization without prior written consent of Cengage Learning.

Hours of Operation 8:00 AM to 6:00 PM EST
Contact Customer Support : support.pearsonschool.com.
 Please note Pearson will no longer accept Credit Card information Via Mail,Email and Facsimile

PROFORMA INVOICE # 7026669514

Purchase Order #: PRICEQUOTE
 Document Control #: 357006
 # of Cartons: 0
 FOB:
 Ship Via:
 Tax Certificate: 010603619

Invoice Date: 05/07/2019
 Payment Due: 06/06/2019
 Invoice Routing: 1C

BILL - TO
 BOONE CENTRAL SCHOOLS
 605 S 6TH ST
 PO BOX 391
 ALBION NE 68620

SHIP - TO
 TANNER SCHUTT
 BOONE CENTRAL HIGH SCHOOL
 605 S 6TH ST
 ALBION NE 68620

Acct.# 2296488		Acct.# 2522130					
Title/Description	Copyright	ISBN10/Material#	ISBN13/Material#	Qty	Unit Price	Discount	Extended Price
MLBIO19 SE+DCW 1YR LIC	2019	032899505-3	978032899505-9	60	90.97	NET	5,458.20
MLBIO19 TE G9/10	2019	032892513-6	978032892513-1	1	176.47	NET	176.47

According to our records, your order is now complete. If your records do not agree, please call customer service at the number on the back of this invoice.

tschutt@boonecentral.esu7.org
 SHIPPING AND HANDLING CHARGES WILL BE PREPAID AND ADDED TO YOUR INVOICE.
 ALL CHARGES ARE FOB SHIPPING POINT. PLEASE REFERENCE THE PROFORMA NUMBER
 FOR CORRECT PRICING. THIS QUOTE IS VALID UNTIL 9/30/2019

INSTRUCTIONS THIS ORDER:

ALL RETURNS MUST BE AUTHORIZED IN ADVANCE BY CUSTOMER SERVICE. SEE REVERSE SIDE FOR INSTRUCTIONS.

REMITTANCE ADDRESS
 Pearson Education Inc.
 P O Box 409496
 Atlanta, GA 30384-9496

PLEASE MAKE PAYMENT IN U.S. DOLLARS

PRODUCT CHARGE	5,634.67
SHIPPING/HANDLING	394.42
TOTAL	6,029.09
AMOUNT DUE \$	6,029.09

INTERNAL USE ONLY: 7026669514

Go green with Pearson!			Please visit OASIS at http://k12oasis.pearson.com to print additional copies of this invoice, if needed.			With Oasis you can :		
* PLACE ORDERS WITH A SCHOOL PURCHASE ORDER OR CREDIT CARD		* FILE CLAIMS FOR SHORTAGES, DAMAGES, ETC.		* RUN BACKORDER & PROOF OF DELIVERY REPORTS				
* REQUEST COPIES OF INVOICES, CREDITS, & STATEMENTS		* TRACK ORDER STATUS AND LINK TO OUR CARRIER SITES		* LOCATE YOUR SALES REP				



Tanner Schutt
 Middle School Principal
 Boone Central School Dist 1
 PO Box 391
 Albion, NE 68620-0391
 United States

Quote Number: 76606-2
Quote Creation Date: 04-18-2019
Quote Expiration Date: 09-30-2019
Quote Release: 2

AP Science

Price Quote Summary

Solution	Base Amount	Total
Campbell: Biology in Focus	\$ 8,193.35	\$ 8,193.35
Marieb: Essentials of Human Anatomy	\$ 3,486.75	\$ 3,486.75
Solution Subtotal	\$ 11,680.10	\$ 11,680.10
	Shipping & Handling	\$ 817.61
	Total	\$ 12,497.71

Price Quote Detail

ISBN	Description	Price	Charged Qty	Total Charged
Campbell: Biology in Focus				
Campbell Biology in Focus 3rd Edition, AP® Edition ©2020 with Mastering Biology with Pearson eText, Urry et al				
9780135214763	CAMPBELL BIOLOGY IN FOCUS AP EDITION	\$148.97	55	\$8,193.35
	Campbell Biology in Focus 3rd Edition, AP® Edition ©2020 with Mastering Biology with Pearson eText, Urry et al Subtotal			\$ 8,193.35
	Campbell: Biology in Focus Subtotal			\$ 8,193.35
Marieb: Essentials of Human Anatomy and Physiology				
Marieb, Essentials of Human Anatomy and Physiology 12th Edition ©2018 with MasteringA&P with Pearson eText				
9780134580579	ESSENTIALS OF HUMAN ANATOMY & PHYSIOLOGY (NASTA EDITION)	\$139.47	25	\$3,486.75
	Marieb, Essentials of Human Anatomy and Physiology 12th Edition ©2018 with MasteringA&P with Pearson			\$ 3,486.75

ISBN	Description	Price	Charged Qty	Total Charged
eText Subtotal				
	Marieb: Essentials of Human Anatomy and Physiology Subtotal			\$ 3,486.75
Solution Subtotal				\$ 11,680.10
		Shipping and Handling		\$ 817.61
			Total	\$ 12,497.71

Draft

Addendum

To place your order please submit a copy of this price quote with your Purchase Order, and include any other required documentation. You may send the order documents using an electronic form, fax or by mail. Please submit your PO and price via one of the following methods:

e-Form: <https://pearsoncommunity.force.com/support/s/pearson-order-form>

Fax: 1-877-260-2530

Mail: Pearson Education, P.O. Box 6820, Chandler, AZ 85246

Pearson does not accept Credit Card information via postal mail, facsimile, or email. Credit Card information will only be accepted via phone, eCommerce, or OASIS.

For questions regarding your order please call Customer Service: 1-800-848-9500 .

Price quote: This is a price quote for the customer's convenience only, and not an offer to contract. All quotes are subject to review and final acceptance by an authorized representative of Pearson at its offices. Pearson reserves the right to correct typographical, computational or other errors. Pearson's standard terms are net 30 days unless otherwise specified. All pricing is in US Dollars unless otherwise specified. Pricing calculations use multiple decimal places to determine the most accurate extended pricing but are represented in standard currency format. The breakdown of the fees set forth in this quotation is considered Pearson proprietary information and not subject to disclosure by the customer.

Shipping & handling charges (where applicable) are shown on the quote. S&H rates quoted are for standard ground transportation and may not reflect account contracted rates. If expedited shipping is requested, actual charges may be higher. For orders picked up at the Pearson warehouse by the customer or a third party carrier contracted by the customer, a 2% handling charge will be applied to shippable items. The 2% charge will show up on the customer proposal and invoice as a S&H charge.

Taxes: All pricing in this quote is exclusive of any applicable sales, use or other similar taxes or duties. The customer is responsible for any such taxes or duties that may apply; if the customer is tax exempt, evidence of such tax exemption must be provided. Estimated tax may be provided solely for customer convenience. The amount indicated is only an estimate and is intended to be helpful for budgeting purposes. The actual amount of sales tax assessed at the time of invoicing may be more or less.

Platforms: Pearson reserves the right to change and/or update technology platforms, including possible edition updates to customers during the term of access . Customers will be notified of any change prior to the beginning of the new school year.

Return Policy: If you are not entirely satisfied with any of our products, then you may, within one year from the date of purchase, return all materials still in new, unused, salable condition for a full refund, credit, or replacement. All returned materials must be shipped back to Pearson within 30 days of receiving the Return Materials Authorization. All materials sold in a set or a package must be returned complete as originally sold. Materials that were provided gratis must be returned proportionate to the purchased items being returned for refund or credit.

Consumable Worktexts: Subsequent year consumable worktexts will ship each year on the order date of the original order for the duration of their license. Worktexts will ship to the location listed on the original order. Quantities for each grade level and title will remain consistent each year. Changes to quantities of titles previously ordered, shipping location changes, or any other changes to consumable worktext shipments must be made 4 weeks prior to the original order date. Changes should be made using the e-form: <https://www.k12pearson.com/worktext-subscription>.

Annual subscriptions for iLit and Successmaker: Products automatically renew on the anniversary date of the original purchase and will be invoiced accordingly, unless otherwise specified. If you wish to cancel, please let us know in writing prior to the date of renewal by emailing k12customerservice@pearson.com .

Technical support services are included with purchase of Pearson digital products eform:
<https://pearsoncommunity.force.com/support/s/k12-curriculum-support-form> phone: 1-800-234-5832

MyPearson Training which provides online access to on-demand tutorials and interactive webinar sessions is included with purchase of products. <https://mypearsontraining.com/>



Houghton Mifflin Harcourt

Proposal

Prepared For

Boone Central School Dist 1

605 S 6th St
Albion NE 68620

For the Purchase of:

Physics

Prepared By
Deborah Queen
deborah.queen@hnhco.com

PLEASE SUBMIT THIS PROPOSAL WITH YOUR PURCHASE ORDER.



Cost Proposal Change

Houghton Mifflin Harcourt

Attention:
Tanner Schutt
tschutt@boonecentral.esu7.org
HMH Confidential and Proprietary

Customer Experience
9205 South Park Center Loop
Orlando, FL 32819
FAX: 800-269-5232
k12orders@hnhco.com

Proposal for
Boone Central School Dist 1
Physics

ISBN	Title	Price	Quantity	Value of all Materials
Physics				
Student Materials				
1461031 9780547586694	Holt McDougal Physics Student Edition	\$111.90	10	\$1,119.00
Total for Student Materials				\$1,119.00
Teacher Resources				
1479690 9780547698793	Holt McDougal Physics Teacher One Stop DVD	\$168.75	1	\$168.75
<i>Alternative Assessment, Animated Physics (new!), Calendar Planner, Chapter Study Guides, Chapter Summaries Audio Files, Chapter Tests A & B, Classroom Management, Concept Maps, ExamView Banks, Interactive Demonstrations, Laboratory Experiments, Laboratory Manager's Professional Reference, Open-Inquiry Labs (new laboratory experiments), PowerPresentations, Professional Reference for Teachers, Sample Problem Sets (was Problem Workbook & Problem Bank), SAP Bellringer Activities, Section Quizzes, Section Study Guides, SmartGrapher (from Biology), STEM Labs (new laboratory experiments), Teacher Edition, Teaching Toolkit (from Nowicki Biology), Teaching Visuals (was Transparencies), Textbook Solutions (was Solutions Manual), Visual Concepts.</i>				
Total for Teacher Resources				\$168.75
Total for Physics				\$1,287.75

Proposal Summary			
	Subtotal Purchase Amount:	\$1,287.75	
	Shipping & Handling (10.50%):	\$135.21	
	Total Cost of Proposal (PO Amount):	\$1,422.96	



Cost Proposal Change

Houghton Mifflin Harcourt

Attention:
 Tanner Schutt
 tschutt@boonecentral.esu7.org
 HMH Confidential and Proprietary

Customer Experience
 9205 South Park Center Loop
 Orlando, FL 32819
 FAX: 800-269-5232
 k12orders@hmhco.com

**Boone Central School Dist 1
Physics**

Total Cost of Proposal (PO Amount): \$ 1,422.96

Thank you for considering HMH as your partner. We are committed to providing an excellent experience and delivering ongoing, high-quality service to our customers. To meet these goals, we want to ensure you are aware of the below Terms of Purchase. These terms help us process your order quickly, efficiently, and accurately, ensuring successful delivery and implementation of our solutions.

- Please return this cost proposal with your signed purchase order that matches product, prices and shipping charges.
- Provide the exact address for *delivery* of print materials. The shipping address may be your district warehouse or individual school sites, but it is essential that this is accurate.
- Please supply the name of each important district point of contact for all aspects of the solution including their direct contact information (email/phone):
 - o Point of Contact for Print materials
 - o Point of Contact for Digital materials
 - o Point of Contact for Scheduling Professional Development

- Please confirm that we have the correct 'Ship to' and 'Sold to' information on the cost proposal.

Ship to:

Boone Central School District 1
605 S 6th St
Albion NE 68620-1543

Sold to:

Boone Central School District 1

Albion NE 68620-0391

- Please provide funding start and end dates.
- Please note that all products and services will be billed upon the processing of your purchase order.
- Our payment terms are 30 days from the invoice date.
- Our standard shipping terms are FOB Shipping Point. The shipping term for your proposal is FOB Shipping Point.
- Should any of these Terms of Sale conflict with any preprinted terms on your purchase order, the HMH terms of service shall apply.

Thank you in advance for supplying us with the necessary information at time of purchase.

Our goal is to ensure your success throughout the duration of this agreement, which starts with a highly successful delivery of our solution.

For greater detail, the complete Terms of Purchase may be reviewed here: <http://www.hmhco.com/common/terms-conditions>

Date of Proposal: 4/9/2019

Proposal Expiration Date:5/24/2019



Houghton Mifflin Harcourt



Cost Proposal Change

Houghton Mifflin Harcourt

Attention:
Tanner Schutt
tschutt@boonecentral.esu7.org
HMH Confidential and Proprietary

Customer Experience
9205 South Park Center Loop
Orlando, FL 32819
FAX: 800-269-5232
k12orders@hmhco.com



2815 Second Avenue, Suite 400
 Seattle, WA 98121-3207 USA
 800-634-4449 FAX: 206-343-1445
orders@cfchildren.org

Quote

Quote # 5000697
 Date 4/30/2019
 Customer ID 10136746

Bill To Ship To

Boone Central School Dist 1
 PO Box 391
 Albion NE 68620-0391
 United States

Tanner Schutt
 United States

Requested By Ship To Setup Admin Entered By

Tanner Schutt

Name: 10136746 Boone
 Central School Dist 1 :
 10158890 Boone Central
 Middle School : Tanner Schutt
 Email:
tschutt@boonecentral.esu7.org

Beau Fletcher

Item	Description	Start Date	End Date	QTY	Rate	Amount
900630	Second Step Middle School: 3-Year Schoolwide	4/30/2019	7/31/2022	1	\$5,999.00	\$5,999.00

Subtotal \$5,999.00
 Discount
 Shipping & Handling \$0.00
 Tax Total (%) \$0.00

TOTAL \$5,999.00

Please remit in US Funds.

Make check payable to: Committee for Children

Shipping Method: UPS Ground (UPS)

Prices valid for 30 days from quote date.

Please Include quote ID:5000697 on your order to guarantee pricing.



2815 Second Avenue, Suite 400
 Seattle, WA 98121-3207 USA
 800-634-4449 FAX: 206-343-1445
orders@cfchildren.org

Quote

Quote # 5000698
 Date 4/30/2019
 Customer ID 10136746

Bill To Ship To

Boone Central School Dist 1
 PO Box 391
 Albion NE 68620-0391
 United States

Tanner Schutt
 Boone Central School Dist 1
 605 S 6th St
 Albion NE 68620
 United States

Requested By	Ship To	Setup Admin	Entered By
	Tanner Schutt	Name: 10136746 Boone Central School Dist 1 : 10158890 Boone Central Middle School : Tanner Schutt Email: tschutt@boonecentral.esu7.org	Beau Fletcher

Item	Description	Start Date	End Date	QTY	Rate	Amount
900650	Second Step Middle School: 5-Year Schoolwide	4/30/2019	7/31/2024	1	\$7,999.00	\$7,999.00

Subtotal	\$7,999.00
Discount	
Shipping & Handling	\$0.00
Tax Total (%)	\$0.00
TOTAL	\$7,999.00

Please remit in US Funds.
Make check payable to: Committee for Children

Shipping Method: UPS Ground (UPS)

Prices valid for 30 days from quote date.

Please Include quote ID:5000698 on your order to guarantee pricing.