

Regular Board of Education Meeting

Monday, March 12, 2018 7:30 PM

Petersburg Middle School Library
203 Widaman
Petersburg, NE 68652

Justin Frey: Absent

Ed Knott: Present

Sean Kohl: Present

Patti Meyer: Present

Tim Stopak: Present

Darren Wright: Present

1. Opening the Meeting - Call to Order

Board Member Darren Wright was present at 7:40 p.m.

2. Approval of Absent Board Members if Necessary

3. Motion to approve the absence of Board Member Justin Frey for a family funeral. This motion, made by Tim Stopak and seconded by Ed Knott, Passed.

4. Ed Knott: Yea, Sean Kohl: Yea, Patti Meyer: Yea, Tim Stopak: Yea

5. Yea: 4, Nay: 0

6.

7. Welcome Guests

8. Consent Agenda

9. Motion to approve the Consent Agenda and the bills, and to authorize the Board President and Treasurer to sign and validate all the checks as presented. This motion, made by Sean Kohl and seconded by Ed Knott, Passed.

10. Ed Knott: Yea, Sean Kohl: Yea, Patti Meyer: Yea, Tim Stopak: Yea, Darren Wright: Yea

11. Yea: 5, Nay: 0

12.

1. Meeting Agenda

2. Previous Board Meeting Minutes

3. Bill Roster

4. Financial Reports

1. General Fund and Lunch Fund Reports

2. Activity Fund Reports

3. Building Fund, Depreciation Fund, and Bond Fund Reports

13. Board Committee Reports

1. Bleacher Purchase - Pender Community Center

Two sets of foldable/movable bleachers have been purchased from the Pender Community Center for \$8,500 for use in the Multipurpose gymnasium. Each set of bleachers will hold 80 people.

14. Administrative Reports

1. Elementary Principal

Elementary had 96% of our students represented at parent teacher conferences in February. The elementary teachers are using positive slips to celebrate and promote positive efforts students make on a daily basis. Rockin' Rally's, designed to celebrate students and increase a sense of community with students and patrons, have been taking

place for five years. The Rockin' Rally is focused on recognizing students and promoting positive behaviors and sportsmanship.

2. Middle School Principal

Middle School CARDS winner for the month of February was Jamie Mewhirter. The MS Speech Team competed at Ord on March 2nd. Spring assessments begin March 19th. A new science curriculum is being reviewed by the staff for implementation this fall. Further review will take place prior to a recommendation coming to the board.

3. High School Principal

The AdvancedEd visit will take place March 26th - 29th. ACT testing for all juniors will be held on April 3rd. Candidates were interviewed to fill the technology coordinator position; Dillon Molt was offered the position and will begin working at the school April 3rd.

4. Superintendent

The Fire Marshal has approved the proposed timeline for the plan of corrections. Superintendent Hardwick recognized Valero for donating a paper shredder to the school. Preschool applications were due on Friday, March 9th. The applications will be reviewed by the Preschool Staff and administration. Contract Central Nebraska Rehabilitation Services for Occupational and Physical Therapy Services for 2018-19 has been signed. Rates and mileage for 18-19 will remain the same. Boone Central will be hosting the District Track Meet on May 10th. There will be no school for Pk-12 students. We have received 9 applications for Elementary Guidance. Applicants are currently being reviewed, finalist will be named by the end of this week. Advertisements have been posted for Activities Director, Elementary Teachers, and HS Science. Interviews will be held during the week of March 26th.

15. Public Comment

16. Action Items

1. 2018-19 Elementary Principal Contract - Mr. Craig Theis

2. Motion to approve 2018-19 elementary principal contract for Mr. Craig Theis as presented.

This motion, made by Tim Stopak and seconded by Darren Wright, Passed.

3. Ed Knott: Yea, Sean Kohl: Yea, Patti Meyer: Yea, Tim Stopak: Yea, Darren Wright: Yea

4. Yea: 5, Nay: 0

5.

6. Staff Resignations and Retirements

7. Motion to approve resignations for Ms. Billie Beckman, Mr. Marcus Donner, Mrs. Joye Anderson, and Ms. LaTravia Dobson effective at the end of the 2017-18 school year.

This motion, made by Ed Knott and seconded by Tim Stopak, Passed.

- 8. Ed Knott: Yea, Sean Kohl: Yea, Patti Meyer: Yea, Tim Stopak: Yea, Darren Wright: Yea
- 9. Yea: 5, Nay: 0
- 10.

11. 2018-19 Certified Staff Contracts - Middle School Math, Middle School Physical Education/Health

12. Motion to approve 2018-19 teaching contracts for Ms. Cady Reinke and Mr. Josh Majerus as presented. This motion, made by Tim Stopak and seconded by Ed Knott, Passed.

13. Ed Knott: Yea, Sean Kohl: Yea, Patti Meyer: Yea, Tim Stopak: Yea, Darren Wright: Yea

14. Yea: 5, Nay: 0

15.

Ms. Cady Reinke - Middle School Math

Mr. Josh Majerus - Middle School Physical Education and Health

16. Petersburg Middle School Boiler Replacement

17. Motion to approve replacement of boiler at Petersburg Middle School from Depreciation Fund after final review of all quotes by the Facility Committee. This motion, made by Tim Stopak and seconded by Ed Knott, Passed.

18. Ed Knott: Yea, Sean Kohl: Yea, Patti Meyer: Yea, Tim Stopak: Yea, Darren Wright: Yea

19. Yea: 5, Nay: 0

20.

21. Sale of School Items

22. Motion to adopt resolution for sell of school property by private sale for items presented on Exhibit A. This motion, made by Darren Wright and seconded by Sean Kohl, Passed.

23. Ed Knott: Yea, Sean Kohl: Yea, Patti Meyer: Yea, Tim Stopak: Yea, Darren Wright: Yea

24. Yea: 5, Nay: 0

25.

17. Next Meeting Date

Next Regular Board of Education Meeting will be Monday, April 9th @ 7:30 p.m. Boone Central High School Library

18. Questions by the Media

19. Adjournment

Regular Board of Education Meeting was adjourned at 8:15 p.m.

Fund: 05 ACTIVITIES FUND

<u>Chart of Account Number</u>	<u>Chart of Account Description</u>	<u>Beginning Balance</u>	<u>Expenses</u>	<u>Revenues</u>	<u>Balance Change</u>	<u>Balance</u>
05 704 0101	BC CLUB	711.59	0.00	212.00	0.00	923.59
05 704 0102	ACADEMIC HONORS	5,140.40	0.00	0.00	0.00	5,140.40
05 704 0103	CONCESSIONS/ACTIVITY HS	(224.83)	0.00	0.00	0.00	(224.83)
05 704 0104	ACTIVITY INTEREST	11,865.89	0.00	190.06	0.00	12,055.95
05 704 0105	ACTIVITY TICKET	19,224.92	0.00	0.00	0.00	19,224.92
05 704 0106	CLASS 2014	1,824.51	0.00	0.00	0.00	1,824.51
05 704 0108	AG SHOP	86.62	0.00	0.00	0.00	86.62
05 704 0109	PAPER RECYCLE	1,144.45	0.00	0.00	0.00	1,144.45
05 704 0110	SINGING ACROSS NEBRASKA	162.18	0.00	0.00	0.00	162.18
05 704 0111	CONCESSIONS 2017-2018	9,686.07	3,894.58	2,863.38	0.00	8,654.87
05 704 0113	ATHLETICS	(29,177.13)	8,444.80	7,274.90	0.00	(30,347.03)
05 704 0114	BAND	2,340.16	51.60	380.00	0.00	2,668.56
05 704 0115	COSTA RICA TRIP	100.50	0.00	0.00	0.00	100.50
05 704 0116	CLOSE UP FUND RAISER	2,338.60	2,401.50	0.00	0.00	(62.90)
05 704 0117	CARDINAL	6,542.14	0.00	0.00	0.00	6,542.14
05 704 0118	CLASS OF 2017	3,755.20	0.00	0.00	0.00	3,755.20
05 704 0119	CHEERLEADERS	596.77	1,294.10	700.72	0.00	3.39
05 704 0120	CHORAL CLINIC	8,022.52	529.14	0.00	0.00	7,493.38
05 704 0121	STUDENT IPADS	23,337.10	10,533.50	72.25	0.00	12,875.85
05 704 0122	ELEMENTARY COMPUTER ACCOUNT	1,068.14	0.00	0.00	0.00	1,068.14
05 704 0123	LITTLE DRIBBLERS	200.00	0.00	0.00	0.00	200.00
05 704 0125	CROSS COUNTRY	(140.77)	40.00	36.00	0.00	(144.77)
05 704 0126	HIGH SCHOOL JEANS ON FRIDAY SCHOLARSHIP	360.00	0.00	0.00	0.00	360.00
05 704 0127	COFFEE FUND	(1,692.66)	306.39	105.00	0.00	(1,894.05)
05 704 0128	ENTREPRENURIAL SHIP	730.99	0.00	0.00	0.00	730.99
05 704 0129	CLASS OF 2011	466.99	0.00	0.00	0.00	466.99
05 704 0130	FBLA	2,306.89	1,713.60	1,341.50	0.00	1,934.79
05 704 0132	FFA	27,118.53	3,071.91	296.00	0.00	24,342.62
05 704 0133	FCCLA	(880.79)	704.00	1,256.54	0.00	(328.25)
05 704 0136	HONOR SOCIETY	1,063.96	0.00	750.00	0.00	1,813.96
05 704 0137	CLASS OF 2018	3,502.92	0.00	0.00	0.00	3,502.92
05 704 0139	PARENT TEACHER ORGANIZATION	(1.78)	0.00	2,203.65	0.00	2,201.87
05 704 0140	ALBION CIRCLE OF FRIENDS	518.32	0.00	0.00	0.00	518.32
05 704 0141	LIBRARY	1,126.27	0.00	0.00	0.00	1,126.27
05 704 0142	LOCKERS	516.06	0.00	0.00	0.00	516.06
05 704 0143	MISCELLANEOUS	22,934.18	46,334.68	12,178.97	0.00	(11,221.53)
05 704 0144	BOOSTER CLUB	753.61	0.00	0.00	0.00	753.61
05 704 0145	CLASS OF 2019	5,401.03	59.40	221.90	0.00	5,583.53

Fund: 05 ACTIVITIES FUND

<u>Chart of Account Number</u>	<u>Chart of Account Description</u>	<u>Beginning Balance</u>	<u>Expenses</u>	<u>Revenues</u>	<u>Balance Change</u>	<u>Balance</u>
05 704 0146	DISTRICT MUSIC	(144.34)	0.00	0.00	0.00	(144.34)
05 704 0147	SOFTBALL	3,536.36	0.00	0.00	0.00	3,536.36
05 704 0149	SADD	5,213.64	25.79	0.00	0.00	5,187.85
05 704 0150	VOLLEYBALL	6,557.08	0.00	0.00	0.00	6,557.08
05 704 0151	SCIENCE CLUB	396.75	0.00	0.00	0.00	396.75
05 704 0152	SCHOLARSHIP	1,187.26	0.00	0.00	0.00	1,187.26
05 704 0153	SCHOLARSHIP CD	5,702.13	0.00	0.00	0.00	5,702.13
05 704 0154	SPEECH	3,344.99	1,095.84	728.00	0.00	2,977.15
05 704 0155	STAGEMASTERS	7,700.22	0.00	0.00	0.00	7,700.22
05 704 0156	STUDENT COUNCIL	543.64	164.24	132.00	0.00	511.40
05 704 0157	SPANISH CLUB	1,933.54	0.00	0.00	0.00	1,933.54
05 704 0158	CRUISIN CARDS	0.00	0.00	0.00	0.00	0.00
05 704 0159	A-P HOOPS	8,135.61	144.27	844.00	0.00	8,835.34
05 704 0160	FUND BALANCE/FOOTBALL	3,424.84	427.00	0.00	0.00	2,997.84
05 704 0161	VOCAL MUSIC	10,126.74	0.00	0.00	0.00	10,126.74
05 704 0162	CLASS 2013	125.57	0.00	0.00	0.00	125.57
05 704 0163	WOOD SHOP	(959.61)	521.17	0.00	0.00	(1,480.78)
05 704 0164	GIRLS BASKETBALL	2,414.97	0.00	0.00	0.00	2,414.97
05 704 0166	ELEMENTARY ART FUND RAISING	632.70	0.00	0.00	0.00	632.70
05 704 0167	ELEM MEDIA ACCOUNT	839.95	0.00	0.00	0.00	839.95
05 704 0168	FUND BALANCE/PIRATE BOOKS	89.60	0.00	0.00	0.00	89.60
05 704 0169	CLASS OF 2012	564.58	0.00	0.00	0.00	564.58
05 704 0170	MISC T-SHIRT ACCOUNT	(185.10)	146.00	0.00	0.00	(331.10)
05 704 0171	ART CLUB ACTIVITY ACCOUNT	372.52	0.00	0.00	0.00	372.52
05 704 0172	FUND BALANCE/CLASS OF 2020	1,280.00	0.00	0.00	0.00	1,280.00
05 704 0173	CLASS OF 2008	811.25	0.00	0.00	0.00	811.25
05 704 0174	TRACK RENTAL	4,160.88	0.00	0.00	0.00	4,160.88
05 704 0175	CLASS 2016	1,664.14	0.00	0.00	0.00	1,664.14
05 704 0176	CLASS OF 2010	593.23	0.00	0.00	0.00	593.23
05 704 0177	CLASS OF 2009	768.84	0.00	0.00	0.00	768.84
05 704 0178	POST PROM FUNDS	8,333.42	361.95	513.70	0.00	8,485.17
05 704 0179	DISTRICT 5 FCCLA FUND	2,925.64	0.00	387.00	0.00	3,312.64
05 704 0180	PATHWAYS	39.12	0.00	0.00	0.00	39.12
05 704 0181	ATHLETIC POWERADE MACHINE	1,592.98	0.00	0.00	0.00	1,592.98
05 704 0182	MAKE A WISH	378.78	0.00	0.00	0.00	378.78
05 704 0183	KIDS CARE	3.03	0.00	0.00	0.00	3.03
05 704 0184	ELEMENTARY MENTORING	67.40	0.00	0.00	0.00	67.40
05 704 0185	BAND RENTAL	12,350.73	64.00	650.00	0.00	12,936.73

Fund: 05 ACTIVITIES FUND

<u>Chart of Account Number</u>	<u>Chart of Account Description</u>	<u>Beginning Balance</u>	<u>Expenses</u>	<u>Revenues</u>	<u>Balance Change</u>	<u>Balance</u>
05 704 0186	ART SUMMER CLASS	78.56	0.00	0.00	0.00	78.56
05 704 0187	OLSON SUMMER CLASS	739.82	0.00	0.00	0.00	739.82
05 704 0188	DANCE SQUAD	2,574.44	570.00	0.00	0.00	2,004.44
05 704 0191	CENTRACARD/ALBACARD	8,025.62	0.00	1,665.00	0.00	9,690.62
05 704 0192	MS VOLLEYBALL	1,201.90	0.00	0.00	0.00	1,201.90
05 704 0193	COUNSELOR RESOURCE FUND	492.28	0.00	0.00	0.00	492.28
05 704 0194	PERFORMING ARTS	(17,456.40)	0.00	0.00	0.00	(17,456.40)
05 704 0196	TRACK	3,831.29	0.00	0.00	0.00	3,831.29
05 704 0197	FUND BALANCE/GREEN HOUSE	0.00	65,050.00	23,320.42	0.00	(41,729.58)
05 704 0227	MS CIRCLE OF FRIENDS	76.27	0.00	0.00	0.00	76.27
05 704 0228	BAND UNIFORMS	4,166.96	0.00	135.00	0.00	4,301.96
Fund Total: 05		233,083.37	147,949.46	58,457.99	0.00	143,591.90

Fund: 07 PETERSBURG ACTIVITY FUND

<u>Chart of Account Number</u>	<u>Chart of Account Description</u>	<u>Beginning Balance</u>	<u>Expenses</u>	<u>Revenues</u>	<u>Balance Change</u>	<u>Balance</u>
07 804 0201	YEARBOOK	(3,214.47)	0.00	0.00	0.00	(3,214.47)
07 804 0209	ART ACTIVITY	464.96	0.00	0.00	0.00	464.96
07 804 0211	CONSUMER SCIENCE	23.06	0.00	0.00	0.00	23.06
07 804 0212	STUDENT OF THE MONTH	94.89	0.00	0.00	0.00	94.89
07 804 0215	INDUST. TECH	(17.45)	0.00	0.00	0.00	(17.45)
07 804 0216	INTEREST	1,035.99	0.00	1.03	0.00	1,037.02
07 804 0217	MIDDLE SCHOOL	56.74	0.00	0.00	0.00	56.74
07 804 0218	MEDIA	1,277.30	0.00	0.00	0.00	1,277.30
07 804 0222	STUDENT COUNCIL	6,285.56	354.85	149.00	0.00	6,079.71
07 804 0224	MISC. ACTIVITY	806.28	0.00	0.00	0.00	806.28
07 804 0225	ADVISORY	(16.61)	0.00	0.00	0.00	(16.61)
Fund Total: 07		6,796.25	354.85	150.03	0.00	6,591.43

Your Single Source Service Provider |



Council Bluffs/Omaha | Sioux City | Kearney | Sturgis | Lincoln | Denver

11/21/2017

171121-003-HKCACA

Carlos Castillo

Rasmussen Mechanical Services
2425 East 4th Street
Sioux City, Iowa 51101

BOONE CENTRAL SCHOOLS

203 E WIDAMAN
PETERSBURG, Nebraska 68652
United States

Proposal

Jerry Thieman

Rasmussen Mechanical Services is pleased to quote the following scope of work during normal working conditions unless specified otherwise in the scope below.

Inclusions

- Breakdown and remove existing steam boiler
- Remove existing condensate tank
- Install new Peerless Atmospheric steam boiler
- Tie into existing steam piping
- Tie into existing gas piping
- Install Boiler emergency shut off
- Tie flue into existing chimney
- Use existing high voltage and control wiring
- Install new condensate reservoir and duplex pumps
- Start-up and check operation

Exclusions

Any work not mentioned in the above scope of work

Clarifications

Unit is in stock at the wholesale warehouse

Boiler will be down for a maximum of 5 working days while work is being done

* Permits + inspections?

* Chances of having to install Chimney liner?

(currently have bricked-out chimney)

7 Wait know until repair/replacement of Boiler

* Add extra emergency shut down device?

* Warranty info?

Your Single Source Service Provider



Council Bluffs/Omaha | Sioux City | Kearney | Sturgis | Lincoln | Denver

Rasmussen Mechanical Services will furnish the Equipment, Materials, Tools, Labor, Supervision and Services as outlined in the above Scope of Work for the net sum of: \$39,893

Thirty Nine Thousand Eight Hundred Ninety-Three and 00/100 Dollars

Terms & Conditions

- Deposit Required with Contract - \$15,000
- Balance is due upon start-up or thirty (30) days after completion of installation or work performed (if start-up is delayed thru no fault of Seller).
- Invoices to be paid, Net 30 Days per Seller's Terms and Conditions.
- Note: For your convenience, monthly payment request invoices will be submitted on or before the end of each month and will be submitted on Seller's Standard Payment Request Forms.

Rasmussen Mechanical Services is grateful for the opportunity to be of service. Thank you for considering our Proposal and we look forward to working with you. If there are any questions, please do not hesitate to contact me.

Buyer's Acceptance

Approved by Seller

By: _____
Authorized Signature for

By: _____
Rasmussen Mechanical Services

Date of Acceptance

Date of Acceptance

✓ locker doors - Tornado Wait.

↳ LeRoy - 3 pages - not wall talkers etc

↔ maintenance meeting?
↔ Carpet

Door for office storage - Frame - get in

bleachers - pickup? - Kayton price

Root dates

Spot light

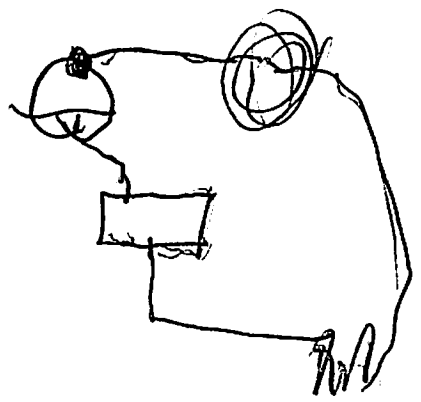
\$250 - Frame + hinges

35 3/4 x \$34

4 1/2" long hinges

Top - 4 13/16
37 1/4
49 1/4

Travis
402-592-0260





JOHNSON'S, INC.

707 EAST NORFOLK AVENUE
NORFOLK, NEBRASKA 68701

CALL 402-371-7833
FAX 402-371-7568

November 21, 2017

Boone Central Elementary School
203 E. Windman
Petersburg, NE 68652

Attn: Jerry Thieman

RE: Boiler Replacement

Johnson's, Inc. proposes to furnish and install the following:

- (1) Peerless atmospheric cast-iron sectional low pressure steam boiler.
 - 1260 MBH, spark ignition, on/off firing operating controller, high limit, low water cutoffs, M&M #157 combination pump control. CSD-1 compliant.
- (1) Shipco boiler feed unit.
 - 71-gallon, float-type makeup, sight glass.
- Remove and salvage existing Bryant boiler and necessary piping.
- Welded steam supply to existing.
- Retain flooded receiver and connect to condensate feed system.
- Modify steam equalizer and reconnect to boiler return piping.
- Discharge supply piping, valves, and fittings for boiler fill.
- Vent piping of condensate receiver.
- High-hazard backflow device and test.
- Electrical wiring of equipment (boiler and condensate pump).
- CSD-1 emergency shutdown devices and placards at boiler room entry.
- Gas pipe and fittings.
- Insulate steam header, equalizer and return. (Does not include flooded receiver.)
- * State of Nebraska boiler permits and inspections.
- Start up and check out of system.
- 1-year installation warranty.

*using old condensate unit?
→ should old be removed
& not used at all?*

*What does
"modify"
consist of.
What is the
equalizer?*

Installed Price: \$56,921.00

Note: Price valid for 30 days. Johnson's, Inc. excludes asbestos abatement.

Thank you,

Dave Johnson
Johnson's, Inc.


Credit card payments in excess of \$500.00 are subject to processing fees of 2.5%. Payment for materials is due prior to or at time of delivery. A 10% cash discount is offered if paid with 15 days of invoice date.

RESIDENTIAL ■ COMMERCIAL
PLUMBING ■ HEATING ■ AIR CONDITIONING ■ SHEETMETAL



Series 211A™

Large Commercial Steam Boilers




Standard Equipment

- > Manual Reset High Limit Control
- > Honeywell Operating Controls
- > Injection Molded *Flex-Seal* Flow Port Gaskets
- > Factory Assembled Gas Train to Meet ANSI Z21.13
- > Individual Draw Rods for Ease of Assembly
- > Float and Probe Type LWCO
- > Gauge Glass and Fittings
- > Pressure Gauge
- > 15 PSI Safety Valve

Series 211A™ Boiler Features

- Atmospheric Gas Fired, Commercial Cast Iron Boiler
- Natural or LP Gas
- 43 sizes, 4–46 sections; Available as Knockdown, Factory Assembled Sections or Factory Packaged
- Boiler Efficiencies Compliant with Federal and ASHRAE 90.1 Requirements
- Factory Assembled Gas Train to Meet ANSI Z21.13
- Natural Draft (Chimney) Venting
- Large Water Content
- Built-in Horizontal to Vertical Draft Hood Provides Low Profile Design—Ideal for Installations with Low Ceilings
- Exclusive Access Design—Accessibility to Flueways from Both Ends for Inspection and Cleaning without Removing Entire Jacket

All commercial cast iron boilers include a full one-year warranty. A limited, ten-year warranty is provided for the cast iron sections of commercial steam boilers. Visit PeerlessBoilers.com for complete details.




SHIPPENSBURG PUMP CO. INC.
 P.O. BOX 279, SHIPPENSBURG, PA 17257
 PH 717-532-7321 • FAX 717-532-7704
 WWW.SHIPCOPUMPS.COM

Pride

Quality

Craftsmanship

BULLETIN 114
 Revised 1/14



Standard Equipment:
 Mechanical Make-up Valve
 (for supply pressure
 up to 50 PSIG)

TYPE EMH
ECONOMICAL MAKE-UP HORIZONTAL
BOILER FEED UNITS

*NOTE: If unit is used as a surge tank,
 pumps should run continuously*

EMH-P Units handle condensate up to 210°F with low NPSH requirements.

Centrifugal Pumps designed for many years of dependable service with low maintenance.

3500 RPM provides low inertia for intermittent operation.

Mechanical make-up valve with float and rubber fitted sealing face.

Pump has no internal bearings. (Motor bearings refer to motor manufacturer's instructions.)

Heavy Wall Steel Receiver.

Gauge Glass Assembly for viewing water level.

Two Pump openings on all units.

ODP Motors Only

SHIPCO[®]
SPUMPS are equipped with Mechanical Seals rated up to a standard 250°F.
Higher temperature seals and special faces available upon request.



Intelligent Building Environments

PROPOSAL

To: Boone Central Middle School
 203 E Widaman St
 Petersburg, NE 68652

From: Control Services Inc
 5712 South 85th Circle
 Omaha, NE 68127

Date: February 8, 2018

Project: Boiler Replacement

We propose to replace existing boiler and condensate tank with new boiler and condensate tank and pump at the above referenced facility as detailed in Attachment One – Scope of Work and chimney liner installation estimate as detailed in Attachment Two – Scope of Work.

All for the sum of (Base Bid): \$77,619.00 *Is this the total for both boiler + chimney liner*

SEVENTY SEVEN THOUSAND SIX HUNDRED NINETEEN AND NO/100 DOLLARS..... \$77,619.00 *line*

Under this proposal we will select the proper equipment and deliver to the jobsite; furnish the necessary labor; make all adjustments and a final check of the operation of this equipment; instruct the operating personnel and guarantee the equipment for a period of one year after completion of installation. *Warranty*

This proposal is valid for 30 days from date of issuance.

The standard terms and conditions of sale on the reverse side are a part hereof.

TERMS: NET 30 DAYS

CONTROL SERVICES, INC.

Accepted: _____
 Title: _____
 Date: _____
 PO Order: _____

By: Marvin Burbach
 Marvin Burbach – Sales

NOTWITHSTANDING ANY INCONSISTENT OR ADDITIONAL TERMS THAT MAY BE EMODED IN YOUR PURCHASE ORDER, SELLER WILL ACCEPT YOUR ORDER SUBJECT ONLY TO THE TERMS OF THE WRITTEN CONTRACT BETWEEN US UNDER WHICH YOUR ORDER IS PLACED. IF NO SUCH CONTRACT EXISTS SELLER WILL ACCEPT YOUR ORDER ONLY ON THE EXPRESS CONDITION THAT YOU ASSENT TO THE TERMS AND CONDITIONS CONTAINED ABOVE AND ON THE REVERSE SIDE HEREOF; AND YOUR ACCEPTANCE AND RECEIPT OF THE GOODS SHIPPED HEREUNDER SHALL CONSTITUTE ASSENT TO SUCH TERMS AND CONDITIONS.



Intelligent Building Environments

Attachment One – Scope of Work

Replace Existing Boiler and Condensate Tank

February 8, 2018

This proposal includes the following scope of work:

- Demo and dispose of existing boiler and condensate tank.
- Demo existing piping to facilitate installation of new boiler and condensate tank.
- Furnish and install new boiler with nominal capacity same as existing boiler.
 - Factory assembled gas train to meet ANSI Z21.13.
 - 120 volt gas valves.
 - Spark ignition system.
 - 15 PSI safety valve.
 - Pressure gage.
 - Gage glass and gage cocks.
 - Operating pressure control.
 - High limit pressure control with manual reset.
 - Float type low water cut out.
- New boiler will have an atmospheric natural gas burner (same as existing burner).
- * Furnish and install new condensate tank and pump.
- Install steam supply piping from new boiler to existing header.
- Connect existing condensate piping to new condensate tank.
- Connect condensate piping from pump to boiler.
- Connect existing make up water piping to new condensate tank.
- Pipe boiler blowdown valves to existing floor drain.
- Connect new gas train to existing gas supply piping.
- Furnish and install 20 gage flue between boiler and existing chimney per Nebraska State Boiler Code.
- New flue will tie into existing chimney above top of stairs inside boiler room.
- * Furnish and install E-Stop (emergency boiler stop switch) per Nebraska State Boiler Code.
- Reconnect existing supply and return piping to new boiler.
- Furnish and install pressure relief valve on boiler.
- Inspect existing chimney with camera to verify condition.
- Nebraska State Boiler permit included.
- Electrical work for boiler installation included.

Emergency Shut-off
E-Stop vs. CSD-1

Clarifications

- Replacement to start after school is out for summer.
- Repair/repainting walls or floors after removal of old boiler out of building and moving new boiler into mechanical room is not included.
- Repair of existing lawn and underground irrigation system is not included.
- Existing steam header and insulation will be reused "as is".
- Existing steam header connections to old boiler will be capped off.
- Existing combustion air duct work will be reused "as is".
- Insulation of new or existing piping is not included in this quote.



control
services
incorporated

South 85th Circle

Omaha, Nebraska 68127

(402) 339-4344

www.controlservices.com

Intelligent Building Environments

**Attachment Two – Scope of Work
Chimney Liner Installation**

February 8, 2018

If inspection of chimney and review by Nebraska State Boiler Inspector requires installation of a liner, Control Services will provide a firm quote to perform the following:

This estimate includes the following scope of work:

- Furnish and install B vent stack inside existing chimney.
- Provide clean out at bottom of chimney.
- Connect to new vent from new boiler.
- Terminate new stack above top of existing chimney.
- Estimate is based upon no other vents tied into chimney.
- Repair of any structural deficiencies is not included in this estimate.

Estimated costs based on the above:.....\$32,000.00

TERMS AND CONDITIONS OF CONTRACT FOR SALE

- 1. CONTRACT BETWEEN BUYER AND SELLER:** This document constitutes the full understanding of the parties and no terms, conditions, understanding or agreement purporting to modify or vary the terms of this document shall be binding unless hereafter made in writing and signed by the parties to be bound.
- 2. DELAYS:** Seller shall not be responsible for any failure or delay in delivery due to fires, floods, labor troubles whether or not due to the fault of Seller, acts of God, breakdowns, delay of carrier, total or partial failure for any reason of usual sources of supply or transportation, requirements or request of any government or subdivision thereof, or any similar or dissimilar cause beyond Seller's control. In the event of inability of Seller, for any cause beyond Seller's control to supply the total demands for any material specified in this order, Seller may allocate its available supply among any or all Buyers, including new customers, subsidiaries, affiliates and departments of Seller, on such basis as Seller, in its sole discretion, may decide upon, without liability for any failure to perform the contract which may be a consequence thereof.
- 3. LIABILITY:** Seller's liability shall be limited to actual damages sustained by Buyer, but in no event to exceed the purchase price of the particular goods involved in the occurrence giving rise hereto.
- 4. TOLERANCE:** The total order and each delivery hereunder shall be subject to standard shipping tolerances as contained in the Manufacturers products catalog in effect at time of delivery.
- 5. WARRANTY:** (a) Seller warrants title and that products sold to Buyer shall be free from defects in material and workmanship and shall conform to specifications for a period of one (1) year from receipt at destination for complete units and parts and assemblies.
(b) Warranties on goods sold but not manufactured by the Seller are expressly limited to the terms of warranties of the manufacturer of such goods.
(c) SELLER MAKES NO REPRESENTATION OR WARRANTY OF ANY KIND, EXPRESS OR IMPLIED, AS TO MERCHANTABILITY, FITNESS FOR PARTICULAR PURPOSE OR ANY OTHER MATTER. Upon receipt of definite shipping instructions, Buyer shall return, transportation prepaid, all defective material, or material not conforming to specifications, to Seller, after inspection by Seller, or at Seller's election, subject to inspection by Seller. Material returned by Buyer must be returned in same condition as when received by Buyer. Defective material, or material not conforming to specifications, so returned shall be replaced or repaired by Seller and returned, freight prepaid, without any additional charge, or, in lieu of such replacement or repair, Seller may, at Seller's option, refund the purchase price applicable to such material. Seller agrees to pay return freight charges not exceeding the lowest rail or truck rate which would apply from the original destination on all defective material, or material not meeting specifications. However, Seller shall not be obligated for such charges when material returned proves to be free from defect and to meet specifications. Material which proves to be free from defect and to meet specifications shall be held by the Seller for shipping instructions and Buyer shall furnish such instructions promptly upon request. Seller's liability shall be limited to the replacement or repair or to refunding the purchase price applicable to the defective material or material not meeting specifications. Seller shall not be liable for any consequential damages nor any loss, damages or expenses directly or indirectly arising from the use of the material.
- 6. ADVICE BY SELLER:** The giving or failure to give advice or recommendation of any character by Seller shall not impose any liability upon Seller nor grant to the Buyer any license to the use of any of Seller's patents, trademarks or trade names.
- 7. CREDITS:** All shipments to be made hereunder shall at all times be subject to the approval of Seller's Credit Department and, if the financial responsibility of Buyer is unsatisfactory, or becomes impaired, or if Buyer fails to make any payment in accordance with the terms of the contract, then, in any such event, Seller may defer or decline to make any shipments hereunder except upon receipt of security satisfactory to Seller or cash payments in advance, or it may terminate the contract.
- 8. ASSIGNMENT:** This contract, together with all rights, liabilities and obligations arising thereunder, may be assigned wholly or in part by Seller to any one or more of the corporations subsidiary to or affiliated with the Seller, without the necessity of prior notice to Buyer.
- 9. TAXES:** The price specified herein does not include the amount of any present or future tax applicable to the sale, manufacture, delivery, use and/or other handling of material hereunder, and any such taxes shall be paid by the Buyer.
- 10. CHANGES:** Seller assumes no responsibility for any changes in the specifications outlined in the original order, unless such changes are confirmed in writing by Buyer and accepted in writing by Seller. Any price variation resulting from such changes shall become effective immediately upon the acceptance of such changes.
- Seller assumes no responsibility for additional costs which result from changes made by the Buyer in shipping or production schedules, if such changes cause an increase in Seller's cost or in the time of performance of this order, unless such changes are confirmed in writing by the Buyer and accepted in writing by the Seller. Additional costs arising from changes which have not been accepted in writing by the Seller will be claimed against the Buyer. Such claim is to be payable upon presentation.
- 11. PRICE:** The price specified in this contract for any material may be changed by Seller upon ten (10) days written notice to Buyer. In the event Buyer is not willing to accept such change, Buyer shall so notify Seller in writing within seven (7) days from receipt of the notice of the change and that portion of this order to which such price change is applicable shall be deemed cancelled unless within seven (7) days from receipt of Buyer's notice, Seller gives written notice of its election to withdraw the proposed change.
- 12. MATERIALS:** If materials or equipment which the Seller is required to furnish the Buyer hereunder become unavailable either temporarily or permanently through causes beyond the control and without the fault of the Seller, then in case of temporary unavailability, the contract time shall be extended by change order for such period of time as the Seller shall be delayed by such unavailability and, in the case of permanent unavailability, the Seller shall be excused from the requirement of furnishing such materials or equipment. The Buyer agrees to pay the Seller any increase in cost between the cost of the materials or equipment which have become permanently unavailable and the cost of the closest substitute which is then reasonably available.
- 13. EQUIPMENT:** Any tools or equipment which Seller constructs or acquires specifically and solely for use on Buyer's order, shall be and remain Seller's property and in Seller's sole possession and control, and any changes made by Seller therefore shall be for the use of such equipment only. When for a period of one (1) year no orders are accepted from Buyer for products to be made with such equipment, Seller may make such disposition thereof as it desires without liability to Buyer. Seller shall have no responsibility for loss or damages to such equipment or any material owned or furnished by Buyer while in Seller's possession. Tool charges designated as estimated will vary in accordance with actual cost.
- 14. PATENTS:** If any material shall be manufactured or sold by Seller to meet Buyer's specifications or requirements, and is not a part of Seller's standard line offered by it to the trade generally in the usual course of Seller's business, Buyer agrees to defend, protect and save harmless Seller against all suits at law or in equity from all damage, claims and demands for actual or alleged infringement of any United States or foreign patent and to defend any suits or actions which may be brought against Seller for any alleged infringement because of the manufacture or sale of any such material.
- 15. POINT OF DELIVERY:** Delivery to carrier at point of shipment shall constitute delivery to Buyer and Buyer shall assume all risk for subsequent loss or damage. The fact that in some instances a different "F.O.B." point may be shown on the face hereof, or that all or a part of freight charges may be prepaid, assumed, or allowed by Seller, is for Buyer's convenience only.
- 16. WAIVERS:** No Waiver by Seller or any breach of any provision hereof shall constitute a waiver of any other breach or of such provision. Seller's failure to object to provisions contained in any communication from Buyer shall not be deemed an acceptance of such provisions or as a waiver of the provisions of this contract.
- 17. CANCELLATION:** This contract is subject to cancellation only upon Seller's accepting such cancellation in writing, and the effective date of such cancellation shall be the date of such acceptance. The date of such acceptance notwithstanding, Seller shall have the right to continue the processing of the materials or articles affected to the point at which the processing can be halted with the least inconvenience to the Seller under the circumstances. Payment of cancellation charges shall be made by Buyer upon receipt of statement of same. Cancellation charges shall not exceed the purchase price of the cancelled portion of the contract.
- 18. CLAIMS:** Any course of dealing between the parties to the contrary notwithstanding at Seller's election any claim for breach of warranty, shortage, failure or delay in delivery or otherwise shall be deemed waived by Buyer unless presented in writing to Seller within the specified warranty period in the case of claims of breach of warranty, or within sixty (60) days from date of agreed delivery in case of other claims.
- 19. Causes of action for breach of this contract shall not be asserted after (1) year from the date said cause of action accrues, provided that this limitation shall not**

Elementary Parent-Teacher Conferences

Summary of Attendance

Fall Parent-Teacher Conferences

	Fall 17-18	Fall 16-17
Kindergarten	100%	100%; 100%
1st grade	100%	100%; 100%; 89%
2nd grade	98%	100%; 100%
3rd grade	100%	100%; 100%
4th grade	100%	94%; 89%
5th grade	91%	95%; 85%

225/235 Students

96%

Winter Parent-Teacher Conferences

	Winter 17-18	Winter 16-17
Kindergarten	100%	100%; 90%
1st grade	97%	100%; 100%; 94%
2nd grade	93%	88%; 84%
3rd grade	100%	100%; 94%
4th grade	97%	94%; 88%
5th grade	91%	95%; 95%

Yearly Comparisons

Winter 2017-18	96%
Fall 2017-18	98%
Winter 2016-17	94%
Fall 2016-17	96%
Winter 2015-16	94%
Fall 2015-16	96%
Winter 2014-15	92%
Fall 2014-15	97%
Winter 2013-14	96%
Fall 2013-14	95%
Winter 2012-13	92%
Fall 2012-13	93%
Winter 2011-12	89%

Fall 2017-18	98%
Fall 2016-17	96%
Fall 2015-16	96%
Fall 2014-15	97%
Fall 2013-14	95%
Fall 2012-13	93%

Winter 2017-18	96%
Winter 2016-17	94%
Winter 2015-16	94%
Winter 2014-15	92%
Winter 2013-14	96%
Winter 2012-13	92%
Winter 2011-12	89%



Board Report – Tanner Schutt

as of March 12, 2017

Middle School Update

C.A.R.D.S. Winner

The C.A.R.D.S. Winner for the month of February was Jamie Mewhirter. Jamie is currently a 7th grader.

BCMS Speech Team

The Middle School Speech Team competed in the Chanticleer Speech Meet held in Ord on March 2. There were 13 teams and over 200 students participating.



Middle School Academic Day

Mrs. Chris Grudmayer and Mrs. Dawna Nelson will be taking students from the Middle School on Friday, March 16, to the annual Middle School Academic Day hosted by Pope John.

Curriculum and Assessment Update

Assessment

NSCAS-Spring Summative Assessment: Important Dates

- March 19-April 27: NSCAS Spring Summative Testing Window
- April 30-May 4: NSCAS Spring Summative Test Make-up Window
- Both Elementary and Middle School teachers have had various meetings with their building principals to go over district expectations regarding student preparation and testing procedures.

NWEA MAP Testing: Week of May 7th or May 14th

Curriculum

Elementary and Middle School: Amplify Science Quote

- \$72,404.10
- All lab kits and other resources are included with this price
- Complimentary on-site professional development

Secondary

- Still waiting on quotes

HOT LUNCH REPORT
2017-2018

<u>MONTH</u>	<u>NUMBER OF MEALS</u>	<u>BEGINNING BALANCE</u>	<u>TOTAL INCOME</u>	<u>TOTAL EXPENSES</u>	<u>CLOSING BALANCE</u>
AUGUST	55 272	\$6,079.04	\$32,336.45	\$6,913.06	\$31,502.43
SEPTEMBER	2,069 8,465	\$31,502.43	#####	\$20,678.38	\$27,214.77
OCTOBER	2,296 8,386	\$27,214.77	#####	\$44,449.09	\$19,969.11
NOVEMBER	2,220 7,863	\$19,969.11	#####	\$49,065.91	\$7,179.78
DECEMBER	1,738 6,669	\$7,179.78	#####	\$34,590.58	\$12,333.63
JANUARY	1,848 7,823	\$12,333.63	#####	\$34,299.63	\$13,803.10
FEBRUARY	2,024 7,756	\$13,803.10	#####	\$34,793.56	\$17,908.23
MARCH					
APRIL					
MAY					
JUNE					
JULY					

NATURAL GAS

NATURAL GAS												
	CONSUMPTION											
	2012-2013	2013-2014			2014-2015		2015-2016		2016-2017		2017-2018	
September	\$328.70	869	\$629.71	554	\$1,130.44	1268	\$677.34	677	759.63	676	854.52	859
	\$198.02	166	\$200.42	136	\$234.58	183	\$206.81	138	\$245.03	144	\$247.13	113
	\$37.32	13	\$36.20	10	\$56.60	27	\$37.74	10	\$44.11	12	\$61.22	24
									\$45.28	7	60.24	0
October	\$897.09	2230	\$2,460.80	2816	\$2,050.30	2418	\$1,519.67	1920	\$1,541.40	1637	1588.87	1765
	\$939.03	1246	\$1,135.39	1294	\$657.32	735	\$513.83	573	\$512.87	497	\$866.63	878
	\$168.16	190	\$168.43	161	\$118.19	96	\$108.30	95	\$108.93	85	\$210.28	201
									\$62.75	23	\$72.86	11
November	\$1,571.53	3987	\$3,402.24	3979	\$3,893.43	4728	\$3,017.77	3959	2582.11	3049	3237.31	3788
	\$1,631.99	2256	\$2,097.81	2486	\$2,229.91	2783	\$1,498.56	1968	\$1,305.61	1548	\$1,740.26	1953
	\$262.44	327	\$252.63	265	\$318.70	337	\$253.03	298	\$256.44	280	\$326.92	344
									\$174.65	77	\$113.46	49
December	\$2,534.74	5812	\$5,416.23	6467	\$5,662.71	7005	\$4,909.37	6615	8781.03	11105	\$5,687.32	6776
	\$2,518.44	3548	\$3,563.23	4301	\$2,927.17	3697	\$2,381.62	3219	\$3,051.25	3815	\$2,764.40	3204
	\$395.97	521	\$544.02	625	\$432.66	475	\$308.64	376	\$518.61	619	\$518.90	578
									\$291.04	255	\$173.98	123
January	\$2,432.17	5633	\$4,863.77	5785	\$4,493.27	5495	\$4,518.45	6187	6055.87	7381	6275.86	7550
	\$2,576.26	3632	\$3,437.08	4145	\$2,281.91	2851	\$2,326.50	3136	\$2,355.09	2839	\$2,794.61	3264
	\$367.24	469	\$615.88	714	\$301.23	316	\$334.04	411	\$435.35	499	\$509.85	571
									\$210.69	206	\$237.47	192
February	\$1,917.39	4573	\$4,999.77	5953	\$4,486.24	5476	\$2,843.25	3722	4278.96	5176	\$5,670.93	6863
	\$2,109.71	2952	\$3,106.85	3736	\$2,453.79	3073	\$1,644.07	2136	\$1,929.13	2320	\$2,729.66	3209
	\$322.50	414	\$543.02	624	\$381.76	413	\$264.67	309	\$358.30	406	\$482.64	542
									\$137.26	113	\$190.91	132
March	\$10,319.74	3983	\$3,134.67	3649	\$2,285.50	2668	\$2,537.61	3297	3015.03	3599		
	\$1,894.92	2639	\$1,860.23	2192	\$1,204.93	1436	\$1,337.01	1701	\$1,381.24	1636		
	\$190.35	222	\$351.17	387	\$178.55	167	\$235.44	268	\$287.47	320		
									\$114.23	83	\$154.67	91
April	\$984.66	1309	\$2,079.09	2345	\$1,722.39	1952	\$1,449.44	1728	2292.53	2611		
	\$1,335.26	1824	\$1,021.34	1153	\$750.24	840	\$721.46	829	\$879.74	957		
	\$146.49	159	\$160.94	152	\$102.56	75	\$140.60	135	\$182.90	179		
									\$62.93	27	\$102.42	40
May	\$2,216.13	2810	\$1,182.67	1228	\$939.84	1090	\$897.23	908	1200.9	1083		
	\$452.22	464	\$432.83	423	\$352.58	353	\$299.51	238	\$334.88	219		
	\$46.31	20	\$74.55	42	\$84.45	63	\$65.76	34	\$83.21	44		
									\$65.76	13	\$67.18	6
June	\$667.04	5850	\$722.09	704	\$354.57	485	\$405.55	208	363.66	96		
	\$142.02	74	\$145.96	75	\$91.20	74	\$176.23	65	\$189.66	53		
	\$23.78	0	\$34.99	9	\$37.74	10	\$40.28	9	\$45.22	10		
									\$43.82	6	\$59.36	0
July	\$432.08	310	\$539.98	492	\$556.66	505	\$369.02	106	265.44	7		
	\$141.51	68	\$145.96	75	\$168.69	84	\$193.06	79	\$189.66	53		
	\$24.76	0	\$36.15	10	\$39.83	12	\$39.49	8	\$45.22	10		
									59.36	0		
August	\$440.27	320	\$502.13	417	\$625.62	602	\$592.36	424	414.28	318		
	\$173.78	103	\$176.31	112	\$193.40	119	\$216.76	107	\$204.33	66		
	\$27.06	2	\$36.22	10	\$35.64	8	\$41.90	10	\$45.11	11		
									\$43.08	5	61.12	0
TOTAL	\$40,867.08	58995	\$50,110.76	57526	\$43,834.60	51919	\$37,757.06	46351	\$47,985.29	54183		
	*bill was adjusted in April						*added Redler house 11/15					
							**added Beckman house 12/15					

Fund: 01 GENERAL FUND

Account Number	Description	Revised Budget	During Month	To Date	% of Budget	Budget Balance
01 0000	INVALID RECEIPTS	0.00	0.00	0.00	0.00	0.00
	Subtotal: INVALID RECEIPTS	0.00	0.00	0.00	0.00	0.00
01 1110	LOCAL DISTRICT TAXES	7,060,118.00	212,806.56	3,400,837.20	48.17	3,659,280.80
01 1115	Carline	1,300.00	0.00	918.70	70.67	381.30
01 1120	PUB POWER DIST SALES TAX	130,000.00	0.00	0.00	0.00	130,000.00
01 1125	MOTOR VEHICLES FEES	430,000.00	103,136.23	270,518.88	62.91	159,481.12
01 1210	PATHWAYS TUITION	0.00	0.00	0.00	0.00	0.00
01 1220	TUIT INDIV GEN ED	0.00	0.00	0.00	0.00	0.00
01 1230	TUIT FROM OTHER DIST	7,500.00	0.00	0.00	0.00	7,500.00
01 1235	Preschool SpEd Tuitioin	0.00	0.00	0.00	0.00	0.00
01 1250	SUMMER SCHOOL TUITION & FEES	0.00	0.00	0.00	0.00	0.00
01 1330	TRANS FROM OTHER DIST-SP ED	0.00	0.00	340.00	0.00	(340.00)
01 1410	INT EARNED LOC REV RECPT	20,000.00	2,464.55	13,589.60	67.95	6,410.40
01 1610	LOC LICENSE FEES	1,000.00	0.00	2,945.00	294.50	(1,945.00)
01 1620	POLICE COURT FINES	0.00	25.00	150.00	0.00	(150.00)
01 1720	RENT FACIL GIFTS JUNK SALE	0.00	0.00	0.00	0.00	0.00
01 1790	OTHER LOC RECPTS	0.00	0.00	0.00	0.00	0.00
01 1810	Cardinal Kids Club	28,000.00	2,326.86	15,074.46	53.84	12,925.54
01 1910	RENTAL OF SCHOOL FACILITIES	0.00	0.00	585.00	0.00	(585.00)
01 1925	Categorical Grants	5,000.00	0.00	7,713.30	154.27	(2,713.30)
	Subtotal: LOCAL RECIEPTS	7,682,918.00	320,759.20	3,712,672.14	48.32	3,970,245.86
01 2110	CO FINES AND LICENSE	15,000.00	1,404.82	8,754.13	58.36	6,245.87
01 2130	OTHER COUNTY SOURCES	0.00	0.00	0.00	0.00	0.00
01 2160	PRORATE MOTOR VEHICLE	0.00	0.00	0.00	0.00	0.00
01 2210	ED SERVICE UNIT RECEIPTS	4,000.00	0.00	0.00	0.00	4,000.00
01 2220	ED SERVICE UNIT - SUB REIMB	0.00	0.00	0.00	0.00	0.00
	Subtotal: COUNTY RECEIPTS	19,000.00	1,404.82	8,754.13	46.07	10,245.87
01 3110	STATE AID	208,000.00	20,840.00	125,154.00	60.17	82,846.00
01 3120	SPED	200,000.00	54,234.00	161,352.00	80.68	38,648.00
01 3121	SPED OTHER	0.00	0.00	0.00	0.00	0.00
01 3125	SPED TRANSPORTATION	5,000.00	0.00	0.00	0.00	5,000.00
01 3130	HOMESTEAD EXEMPTION	0.00	0.00	0.00	0.00	0.00
01 3131	RELIEF TO PROPERTY TAXPAYERS	0.00	1,343.09	1,343.09	0.00	(1,343.09)
01 3132	Personal Property Tax Credit	0.00	0.00	0.00	0.00	0.00
01 3133	NAMEPLATE CAPACITY (WIND ENERGY)	240,000.00	18,724.61	57,662.96	24.03	182,337.04
01 3135	HIGH ABILITY LEARNERS	5,000.00	0.00	2,342.00	46.84	2,658.00
01 3155	TEXTBOOK RULE 4	500.00	0.00	0.00	0.00	500.00
01 3180	PRO-RATE MOTOR VEHICLE	12,000.00	0.00	4,713.37	39.28	7,286.63
01 3200	STATE APPORTIONMENT	60,000.00	89,907.09	89,907.09	149.85	(29,907.09)
01 3575	After School Innovation Grant	0.00	0.00	13,671.09	0.00	(13,671.09)
01 3990	OTHER STATE RECEIPTS	0.00	0.00	0.00	0.00	0.00
	Subtotal: STATE RECEIPTS	730,500.00	185,048.79	456,145.60	62.44	274,354.40
01 4200	TITLE I	70,000.00	0.00	16,022.83	22.89	53,977.17
01 4210	Title I Accountability	0.00	0.00	0.00	0.00	0.00
01 4310	TITLE IIA GRANT	20,000.00	0.00	21,317.00	106.59	(1,317.00)
01 4330	REAP FUNDS	0.00	0.00	0.00	0.00	0.00
01 4400	PRESCHOOL TUITION	77,000.00	0.00	0.00	0.00	77,000.00
01 4401	PRESCHOOL HANDICAPPED PROG	0.00	0.00	0.00	0.00	0.00
01 4402	PRESCHOOL HANDICAPPED UNDER 5	0.00	0.00	0.00	0.00	0.00
01 4404	IDEA BASE ALLOCATION SPED PRE-SCHOOL	0.00	0.00	57,764.00	0.00	(57,764.00)
01 4406	IDEA PRESCHOOL BASE	0.00	0.00	3,835.00	0.00	(3,835.00)
01 4410	E/P IDEA GRANT	0.00	0.00	72,504.00	0.00	(72,504.00)
01 4412	IDEA PROPORTIONATE SHARE	0.00	0.00	13,161.00	0.00	(13,161.00)
01 4450	MEDICAID REIMB	5,000.00	0.00	0.00	0.00	5,000.00

Fund: 01 GENERAL FUND

<u>Account Number</u>	<u>Description</u>	<u>Revised Budget</u>	<u>During Month</u>	<u>To Date</u>	<u>% of Budget</u>	<u>Budget Balance</u>
01 4455	MECCA TECH	5,000.00	0.00	0.00	0.00	5,000.00
01 4850	UNIVERSAL SERVICE FUND (E-RATE)	0.00	0.00	7,545.84	0.00	(7,545.84)
01 4900	GRANT/LOANS	0.00	0.00	0.00	0.00	0.00
01 4915	Migrant Ed	0.00	0.00	0.00	0.00	0.00
01 4990	Federal Grants	90,000.00	0.00	0.00	0.00	90,000.00
01 4992	REAP	17,000.00	0.00	32,705.00	192.38	(15,705.00)
01 4995	Grants	0.00	0.00	0.00	0.00	0.00
	Subtotal: FEDERAL RECEIPTS	284,000.00	0.00	224,854.67	79.17	59,145.33
01 5300	INS ADJUST	0.00	0.00	8,840.90	0.00	(8,840.90)
01 5400	SALE OF PROPERTY	1,000.00	0.00	407.00	40.70	593.00
01 5500	TRANS FROM OTHER FUNDS	0.00	0.00	0.00	0.00	0.00
01 5600	OTHER NON REV RECPTS	0.00	234.06	7,488.66	0.00	(7,488.66)
01 5610	CASH BALANCE FROM MERGED DISTR	0.00	0.00	0.00	0.00	0.00
01 5690	OTHER NON-REVENUE RECEIPTS	60,000.00	0.00	0.00	0.00	60,000.00
	Subtotal: NON-REVENUE RECEIPTS	61,000.00	234.06	16,736.56	27.44	44,263.44
01 9000	NON PROGRAM RECPTS	0.00	0.00	0.00	0.00	0.00
	Subtotal: NON-PROGRAM RECEIPTS	0.00	0.00	0.00	0.00	0.00
	Fund Total:	8,777,418.00	507,446.87	4,419,163.10	50.35	4,358,254.90

Revenue Summary Report
Processing Month: 02/2018

	<u>Revised Budget</u>	<u>During Month</u>	<u>To Date</u>	<u>% of Budget</u>	<u>Budget Balance</u>
Grand Total:	8,777,418.00	507,446.87	4,419,163.10	50.35	4,358,254.90

DEPRECIATION FUND

2/1/18 Balance		\$954,927.27
Receipts:		
Checking interest	\$1,479.74	
Total Receipts		\$1,479.74
Check # Disbursements:		
Total Disbursements		<u>\$0.00</u>
2/28/18 Balance		\$956,407.01

Depreciation Budget 17-18	\$1,137,925.00	
YTD Expenses	\$187,571.67	
Balance		\$950,353.33

BUILDING FUND

2/1/2018 Balance		\$659,216.79
Receipts:		
Co. Treas-Taxes	\$1,120.40	
Antelope Co - Taxes		
Checking interest - Cornerstone	\$1,016.03	
Total Receipts		\$2,136.43
Disbursements:		
918 Cornhusker State Industries - Art tables	\$2,340.00	
919 Norfolk Catholic - scorer's table	\$500.00	
920 Applied Connective - construction project security/camera:	\$20,153.87	
921 Beierman Machine & Repair - athletic storage rack metal	\$911.50	
922 Kallhoff Electric - outlet for milk cooler in elem hallway	\$423.16	
923 Molt Mfg - metal for supt. Office remodel	\$310.80	
924 Office Net - MS Principal furniture	\$287.67	
		<u>-\$24,927.00</u>
2/28/18 Balance		\$636,426.22

Building Fund Budget 17-18	\$4,286,054.00	
YTD Expenses	\$2,879,531.33	
Balance		\$1,406,522.67

BOND FUND (changed to repayment of bonds issued)

2/1/18 Beginning Balance		\$306,972.16
Boone Co. Treasurer -	\$28,815.31	
Antelope Co. Treasurer	\$164.56	
Interest	\$490.11	
Total Receipts		\$29,469.98
Disbursements:		
Total Disbursements		\$0.00
2/28/18 Balance		\$336,442.14

Batch Description: 2-18 Petty Cash Rec
Checking Account: 11

Petty Cash

Processing Month: 02/2018

<u>Check/Reference Number</u>	<u>Description</u>	<u>Date</u>	<u>Amount</u>
	Statement Balance	02/28/2018	131,500.13
<u>Outstanding Checks</u>			
<u>Check/Reference Number</u>	<u>Description</u>	<u>Date</u>	<u>Amount</u>
7358	ADAMS MIDDLE SCHOOL	11/14/2017	105.00
7389	ALBION CHAMBER OF COMMERCE	01/05/2018	15.00
7651	HOWELLS-DODGE CONSOLIDATED SCHOOL	01/19/2018	143.00
7657	NEBRASKA SCHOOL BAND ASSOCIATION	01/29/2018	142.00
7664	Westridge Middle School	02/07/2018	135.00
7672	FLINN SCIENTIFIC	02/22/2018	215.04
7674	WALMART COMMUNITY/GECRB	02/22/2018	68.49
7675	GATEWAY THEATRE	02/26/2018	629.00
7676	PITNEY BOWES PURCHASE POWER	02/26/2018	705.50
7677	MADISON NATIONAL LIFE INSURANCE CO INC.	02/26/2018	2,045.18
7678	BLUE CROSS BLUE SHIELD OF NEBRASKA	02/26/2018	102,259.86
7679	COURTYARD MARRIOTT	02/26/2018	109.00
7680	CNSNA	04/28/2016	25.00
7681	ORD HIGH SCHOOL	02/27/2018	92.00
7682	BOONE CENTRAL ACTIVITY	02/27/2018	270.00
7683	PATTY MEYER	02/27/2018	16.00
7684	CENTRAL COMMUNITY COLLEGE	02/28/2018	300.00
7685	NORFOLK HIGH SCHOOL	02/28/2018	308.00
7686	BOONE CENTRAL ACTIVITY	02/28/2018	45.00
	Total:		107,628.07
<u>Statement Balance</u>	<u>Outstanding Total</u>	<u>Balance on Books</u>	<u>Cash Account Balance</u>
131,500.13	(107,628.07)	23,872.06	23,872.06

Cleared Automatic Payment Total:
Cleared Checks Total: 108,146.92
Cleared Direct Deposit Total:
Cleared Void Total: 410.00
Cleared Deposit Total: 110,347.30
Cleared Manual Journal Entries Total: (3,197.18)
Cleared Sales Journal Total:

<u>Receipt Number</u>	<u>Received From</u>	<u>Entry Date</u>	<u>Description</u>	<u>Chart of Account Number</u>	<u>Amount</u>
Batch Description: PETTY CASH RECURRING					
	BCS BOONE CENTRAL SCHOOL	02/20/2018	LTD	11 1100 290 0 000	2,045.18
	BCS BOONE CENTRAL SCHOOL	02/20/2018	REIMBURSE PETTY CASH	11 9000	3,373.14
	BCS BOONE CENTRAL SCHOOL	02/20/2018	HEALTH INSURANCE	11 9000 230 0 000	102,275.17
	BCS BOONE CENTRAL SCHOOL	02/20/2018	PAYFLEX	11 9000 461 0 000	2,528.32
Entry Date Total: 02/20/2018					110,221.81
	CORNERSTON CORNERSTONE BANK - ALBION	02/28/2018	CHECKING INTEREST	11 1410	125.49
Entry Date Total: 02/28/2018					125.49

Summary Totals

<u>Account Type</u>		<u>Cash Account</u>	
Subtotal Revenue	3,498.63	11 101	110,347.30
Subtotal Expense	106,848.67	Total:	110,347.30
Subtotal General Ledger			
Total:	110,347.30		

Manual Journal Entries Listing - Summary
February 2018 Petty Cash

Chart of Account Number

Batch Description: PETTY CASH JOURNAL

<u>Entry Date</u>	<u>Reference Number</u>	<u>Transaction Description</u>	<u>Debit Amount</u>	<u>Credit Amount</u>
	Processing Month: 02/2018			
11 101	02/13/2018	PAYFLEX CLAIMS	0.00	454.05
11 9000 461 0 000	02/13/2018	PAYFLEX CLAIMS	454.05	0.00
11 101	02/20/2018	Payflex Claims	0.00	1,568.33
11 9000 461 0 000	02/20/2018	Payflex Claims	1,568.33	0.00
11 101	02/27/2018	Payflex Claims	0.00	1,050.00
11 9000 461 0 000	02/27/2018	Payflex Claims	1,050.00	0.00
11 101	02/06/2018	Payflex Claims	0.00	124.80
11 9000 461 0 000	02/06/2018	Payflex Claims	124.80	0.00
Total:			3,197.18	3,197.18

Fund Totals:

<u>Fund</u>	<u>Debit Amount</u>	<u>Credit Amount</u>
11 PETTY CASH	3,197.18	3,197.18
Grand Totals:	3,197.18	3,197.18

Invoice Listing - Summary
February 2018 Petty Cash

<u>Vendor ID</u>	<u>Vendor Name</u>	<u>Invoice Number</u>	<u>Description</u>	<u>Invoice Date</u>	<u>Check Date</u>	<u>Checking Account ID</u>	<u>Check Number</u>	<u>Invoice Amount</u>
3CSCLEVELA	3C's Cleveland Cafe & Catering	1/25/18	Perfect Attendance Breakfast	02/22/2018	02/22/2018	11	7673	147.75
BATTLECREE	BATTLE CREEK PUBLIC SCHOOL	2/17/18	Speech Entry Fees	02/15/2018	02/15/2018	11	7665	252.00
BLUECROSSB	BLUE CROSS BLUE SHIELD OF NEBRASKA	3/18 Premium	Health Insurance	02/26/2018	02/26/2018	11	7678	102,259.86
BOONECENTR	BOONE CENTRAL ACTIVITY	2017	Slate FCCLA Sponsor Room	02/27/2018	02/27/2018	11	7682	270.00
BOONECENTR	BOONE CENTRAL ACTIVITY	2018 yearbook	Yearbook	03/07/2018	02/28/2018	11	7686	45.00
CCC	CENTRAL COMMUNITY COLLEGE	2018	Early Childhood Conf	02/28/2018	02/28/2018	11	7684	300.00
COURTLINCO	COURTYARD MARRIOTT	2/22/18	Presidents Retreat	02/26/2018	02/26/2018	11	7679	109.00
FLINNS	FLINN SCIENTIFIC	2165258	Supplies	02/22/2018	02/22/2018	11	7672	215.04
GATEWAYTHE	GATEWAY THEATRE	12/17	"Wonder" Movie	02/26/2018	02/26/2018	11	7675	629.00
GRADUATELI	Graduate Lincoln	2/18	NASES Conf. Lodging - Flanagan	02/19/2018	02/19/2018	11	7670	248.00
LINDSAYHOL	LINDSAY HOLY FAMILY	2/9/18	Speech Entry Fees	02/07/2018	02/07/2018	11	7663	316.00
MADISONNAT	MADISON NATIONAL LIFE INSURANCE CO INC.	3/18	Longterm Disability	02/26/2018	02/26/2018	11	7677	2,045.18
MEYEPAT	MEYER, PATTY	2/18/18	Parking-Pres. Conf.	02/27/2018	02/27/2018	11	7683	16.00
MILLDONROB	Miller, Donna	1/28/18-2/16/18	Mileage	02/19/2018	02/19/2018	11	7667	388.59
NORFOLKHIG	NORFOLK HIGH SCHOOL	3/3/18	Speech Meet Entry Fees	03/02/2018	02/28/2018	11	7685	308.00
ORDHIG	ORD HIGH SCHOOL	2/28/18	MS Speech Entry Fees	02/27/2018	02/27/2018	11	7681	92.00
PESTKRI	Pestel, Kris	1/18	Elastic for Track Sweats	02/19/2018	02/19/2018	11	7668	6.57
PITNEYBOWE	PITNEY BOWES PURCHASE POWER	1/18/18	Postage	02/26/2018	02/26/2018	11	7676	705.50
PSAT	PSAT/NMSQT	381883958A	Fall 2017	02/19/2018	02/19/2018	11	7666	128.00
QUALITYIN4	Quality Inn North Platte	1/19/18	MS Honor Choir	02/19/2018	02/19/2018	11	7669	165.00
WALMAR	WALMART COMMUNITY/GEGRB	2/18 Stmt	Supplies	02/22/2018	02/22/2018	11	7674	68.49
WESTRIDGEM	Westridge Middle School	2/9/18	MS Speech Entry Fees	02/07/2018	02/07/2018	11	7664	135.00
Report Total:								108,849.98

RESOLUTION OF BOARD OF EDUCATION TO SELL PROPERTY

WHEREAS, **Boone Central Public Schools** (the "School District") owns certain personal property ("Property"), described on **Exhibit A** which is attached and incorporated by this reference;

WHEREAS, the School District's Board of Education believes it to be in the best interests of the School District to dispose of said Property "as-is" for fair market value with all sales being final;

BE IT THEREFORE RESOLVED that the Board hereby authorizes, empowers, and directs the Board President or the Superintendent to take any necessary or appropriate steps to sell the Property to the individuals identified in Exhibit A for the fair market value listed on Exhibit A and to execute any documents which may be necessary to complete the sale of the Property. The Board further authorizes, empowers and directs the Board's Officers and Superintendent to execute all other documents and take all other actions which may be necessary to transfer the Property to purchaser.

Said Resolution was adopted by an affirmative vote of at least two-thirds of all the members of the School District's Board of Education on the ___ day of _____, 2018.

President of the Board of Education

ATTEST:

Board Secretary

MARCH 2018 HOT LUNCH BILLS -- ALBION/PETERSBURG

BEGINNING BANK BALANCE		\$17,908.23
Appeara	\$371.65	
Bernard Food Industries	\$421.32	
Cash-Wa Distributing	\$4,696.73	
Culligan	\$35.46	
FeeZee	\$39.56	
Hiland Dairy	\$4,236.64	
Hobart	\$614.64	
Nature Seal	\$410.49	
Nebraska Food Distribution	\$1,970.95	
Nebraska School Nutrition Association	\$35.00	
Pegler Sysco Food Services	\$4,194.60	
Rae Valley Market	\$20.63	
Sharp Plumbing and Repair	\$60.00	
Thompson Company	\$296.45	
Thriftyway	\$21.26	
TOTAL	\$17,425.38	
Payroll	<u>\$20,731.28</u>	
TOTAL EXPENSES FOR MARCH	\$38,156.66	
TOTAL DEPOSITS FOR MARCH	<u>\$36,144.19</u>	
BANK BALANCE		\$15,895.76

HOT LUNCH REPORT
2017-2018

<u>MONTH</u>	<u>NUMBER OF MEALS</u>	<u>BEGINNING BALANCE</u>	<u>TOTAL INCOME</u>	<u>TOTAL EXPENSES</u>	<u>CLOSING BALANCE</u>
AUGUST	55 272	\$6,079.04	\$32,336.45	\$6,913.06	\$31,502.43
SEPTEMBER	2,069 8,465	\$31,502.43	\$16,390.72	\$20,678.38	\$27,214.77
OCTOBER	2,296 8,386	\$27,214.77	\$37,203.43	\$44,449.09	\$19,969.11
NOVEMBER	2,220 7,863	\$19,969.11	\$36,276.58	\$49,065.91	\$7,179.78
DECEMBER	1,738 6,669	\$7,179.78	\$39,744.43	\$34,590.58	\$12,333.63
JANUARY	1,848 7,823	\$12,333.63	\$35,769.10	\$34,299.63	\$13,803.10
FEBRUARY	2,024 7,756	\$13,803.10	\$38,898.69	\$34,793.56	\$17,908.23
MARCH	2,015 7,800	\$17,908.23	\$36,144.19	\$38,156.66	\$15,895.76
APRIL					
MAY					
JUNE					
JULY					

ELECTRICITY

		KWH USED		KWH USED		KWH USED		KWH USED		KWH USED		KWH USED
		2012-2013		2013-2014		2014-2015		2015-2016		2016-2017		2017-2018
September	\$8,103.99	88440	\$10,126.61	113304	\$8,600.65	94040	\$9,141.83	102760	\$6,797.40	79200	\$9,869.30	113280
	\$1,478.40	18480	\$1,844.40	21200	\$1,221.12	16960	\$1,415.68	17920	\$1,038.16	15520	\$928.00	11600
	\$95.37	1001	\$105.80	1120	\$96.63	985	\$88.22	870	\$84.30	816	\$72.52	655
							2288.99	28206	\$1,408.22	19081	\$191.32	1215
October	\$4,868.65	66960	\$5,501.76	73117	\$7,300.07	74280	\$7,656.22	79560	\$6,649.99	68800	\$11,426.12	111800
	\$872.96	14080	\$912.80	13040	\$984.96	13680	\$1,181.84	14960	\$914.00	13600	\$1,107.20	13840
	\$59.50	751	\$41.48	341	\$73.01	671	\$63.15	526	\$69.58	614	\$66.75	575
							\$327.99	3303	\$310.35	2641	\$3,161.33	37867
November	\$4,384.46	66120	\$5,663.40	82158	\$5,464.30	75320	\$6,296.47	79600	\$5,860.31	72840	\$7,597.89	97240
	\$962.24	15520	\$1,148.00	16400	\$1,140.48	15840	\$1,170.00	15600	\$1,047.84	14160	\$1,047.84	14160
	\$76.88	1080	\$52.65	531	\$68.66	749	\$68.81	682	\$71.90	730	\$66.88	651
							\$318.42	3575	\$523.19	6078	\$1,253.82	15949
December	\$4,225.06	67240	\$4,791.14	70974	\$4,272.47	57640	\$4,345.58	55600	\$4,923.83	64720	\$7,151.59	82080
	\$982.08	15840	\$1,092.00	15600	\$933.12	12960	\$870.00	11600	\$852.48	11520	\$905.76	12240
	\$67.87	910	\$58.20	626	\$59.13	594	\$57.42	504	\$65.14	624	\$63.60	601
							102.18	296	\$161.03	564	\$58.91	97
January	\$3,729.36	49520	\$3,835.05	47880	\$4,800.45	63600	\$4,608.55	58720	\$5,436.31	72080	\$7,960.65	110840
	\$828.80	11840	\$812.16	11280	\$1,032.00	13760	\$876.16	11840	\$870.24	11760	\$899.84	12160
	\$69.55	820	\$70.51	779	\$73.29	784	\$68.62	679	\$69.87	698	\$69.49	692
							\$84.95	557	\$101.23	535	\$64.28	163
February	\$4,438.66	67040	\$4,606.71	66760	\$5,353.88	74960	\$5,159.28	69840	\$5,860.95	81320	\$9,598.25	160160
	\$1,176.00	16800	\$1,209.60	16800	\$1,260.00	16800	\$1,101.12	14880	\$1,065.60	14400	\$1,385.28	17760
	\$65.68	753	\$79.11	919	\$64.78	645	\$75.28	782	\$73.15	749	\$81.74	869
							\$68.90	373	\$95.22	466	\$68.42	211
March	\$3,850.65	54400	\$4,242.59	58480	\$4,583.08	58480	\$4,568.54	57960	\$5,111.31	68400		
	\$901.60	12880	\$996.48	13840	\$1,026.00	13680	\$882.08	11920	\$846.56	11440		
	\$51.95	520	\$65.05	690	\$66.26	670	\$57.81	511	\$61.09	561		
							\$61.23	285	\$85.00	349		
April	\$4,206.44	62560	\$4,496.22	63440	\$4,350.50	54320	\$4,810.92	62680	\$5,290.99	70600		
	\$996.80	14240	\$1,013.76	14080	\$894.00	11920	\$947.20	12800	\$947.20	12800		
	\$46.76	431	\$64.40	680	\$58.49	544	\$63.02	591	\$60.90	559		
							\$53.92	201	\$84.09	338		
May	\$4,135.02	59160	\$4,640.94	64120	\$4,771.97	62200	\$5,085.57	63040	\$4,978.73	66920		
	\$929.60	13280	\$967.68	13440	\$1,008.00	13440	\$876.16	11840	\$888.00	12000		
	\$44.12	386	\$41.09	302	\$57.84	533	\$54.92	465	\$53.37	441		
							\$56.88	235	\$81.77	312		
June	\$7,502.86	65390	\$4,946.17	59600	\$5,127.07	54880	\$5,185.79	60520	\$5,240.85	53440		
	\$682.08	7840	\$581.76	8080	\$594.00	7920	\$657.12	8880	\$497.28	6720		
	\$39.69	242	\$34.99	203	\$53.27	440	\$47.58	352	\$47.00	343		
							\$100.27	736	\$130.55	882		
July	\$8,091.87	89486	\$7,663.07	85036	\$6,661.68	74680	\$5,803.93	65960	\$2,993.71	29640		
	\$849.12	9760	\$570.24	7920	\$619.36	7840	\$572.56	8320	\$531.20	6640		
	\$31.56	134	\$41.71	256	\$60.86	494	\$53.45	392	\$78.19	732		
							\$153.95	1013	\$211.60	1420		
August	\$7,297.06	78347	\$6,947.35	80520	\$7,770.95	87520	\$6,408.13	81560	\$3,731.83	42960		
	\$786.48	9040	\$541.44	7520	\$739.44	9360	\$613.98	8960	\$608.00	7600		
	\$89.87	908	\$68.27	608	\$91.05	909	91.6	917	\$91.60	917		
							\$199.49	1464	230.01	1616		
TOTAL	\$77,019.04	982,199	\$79,874.59	1,031,644	\$81,332.82	994,098	\$85,065.27	1,033,371	\$77,231.12	951,146	\$65,096.78	816,705

Board & Administrator

FOR SCHOOL BOARD MEMBERS

February 2018 Vol. 31, No. 10

Editor: Jeff Stratton

Avoid too much hands-on driving and the ditch!

School governance consultant and former board member Rick Maloney really nails it on who should be doing what in the board and superintendent relationship. He likens it to steering a vehicle:

"When the board obsesses over the details of operational matters six inches above the surface of the road -- the board of directors is the cause of a poorly functioning steering system," Maloney said.

"Six pairs of hands on the steering wheel will inevitably lead to the ditch on the side of the road."

One pair of hands (the superintendent's, watched and guided by five other pairs of trustee eyes and ears) is the better way to drive the car, steer the ship, run the railroad, and govern the school district, Maloney said.

For information, <https://governance101.com>. Overview/Key Points/Links. ■

A checklist for effective boardsmanship

To serve effectively, board members must understand specific issues about their school district as well as the difference between board and superintendent responsibilities.

Use the following checklist to spot where you already have a good grasp of board issues. Any "no" answers might suggest a need for board education. ■

	Yes	No
1. Do you understand the responsibilities of a board member, both as defined by your district and by applicable state law?		
2. In terms of board actions, what constitutes negligence and malfeasance?		
3. Do you know your board's quorum for meeting? Please state it:		
4. Have you received and read the district's budget?		
5. Do you know where the district's funding comes from? What are its three top sources of funding? 1. 2. 3.		
6. Have you read the board's bylaws and policies, information provided by the superintendent that explains board roles and responsibilities, and information from your state school boards' association?		
7. Have you reviewed the district mission statement and strategic plan?		
8. Does the board have goals for the superintendent? What are they?		
9. Do you possess special skills that could help the board and district? Have you discussed them with the board president and superintendent?		
10. Has your board and superintendent team visited another school board and district?		

Set the policy; then delegate the implementation

From time to time, it's a productive governance activity for the board to be reminded of what it does for a school district. Here is a brief recap of the board's key responsibilities:

- The school board meets the needs of students and the community.

A school board accomplishes this by establishing the mission and creating a vision for the district. The board must also interpret the community's needs to the school district, while communicating the district's vision and successes to the community. The board is also responsible for evaluating the performance of the district. An effective method for evaluating the district is to appraise the performance of the superintendent annually.

- The board establishes policy.

Board policy guides the district's actions. Implementation of board policy is delegated to the superintendent, who oversees school staff as they implement board policy.

- The board plans.

A school board works with its superintendent to identify the district's strategic goals. This is a

matter of the board setting the district's priorities, while considering the community's wishes, available resources, and sound educational practice.

The superintendent develops annual plans to achieve the board's long-term objectives for the district. The superintendent reports regularly on progress toward the district's strategic goals.

- The board monitors finances.

The school board approves the district's annual budget. The budget should reflect the district's current vision. The board will also approve contracts, property purchases, building projects, call elections on bond proposals, and negotiate with employee associations to determine salaries and benefits.

- The board practices teamwork.

Trustees must work cooperatively with their colleagues on the board, and with their superintendent. Teamwork will affect nearly everything the board does: meeting efficiency, conflict management, evaluation of the superintendent and the district, and board development activities. Without a commitment to teamwork, boards accomplish very little. ■

Survey shows board governance data

Board & Administrator conducts its Survey on School Boards each year. In late 2016, B&A subscribers in overwhelming numbers said their school district's board had a code of ethics (87%) and a conflict of interest policy (97%).

Survey respondents also reported that 51% of boards conduct an annual board self-evaluation, while a troubling 36% never evaluate their performance. See charts below. ■

Boards with code of ethics	% of Responses
Yes	87%
No	13%
Total	100%

Boards with conflict of interest policy	% of Responses
Yes	97%
No	3%
Total	100%

Frequency of board self evaluation	% of Responses
Annually	51%
Every 2-3 years	13%
Never	36%
Total	100%

A board member's relationship with constituents is sensitive

When a parent hears firsthand that a board member will "take care" of something, it becomes gospel to the parent.

That's why board members should be cautious about making promises on which they cannot deliver: Examples include obtaining new uniforms for the band, improving school lunches,

or firing a coach.

Instead of making promises, take this approach instead: Listen to constituents, thank them for their input, and then tell them how to bring the concern to the proper person in the district to address the matter. Follow up on the matter with your superintendent. ■

Regular Board of Education Meeting

Monday, February 12, 2018 7:30 PM

Boone Central High School Library

605 S. 6th Street

Albion, Nebraska 68620

Justin Frey: Present

Ed Knott: Present

Sean Kohl: Absent

Patti Meyer: Present

Tim Stopak: Present

Darren Wright: Present

Board Member Stopak present at 7:35 pm.

1. Opening the Meeting - Call to Order

Motion to approve the meeting open and properly posted by advance notice at 7:30 pm. This motion, made by Ed Knott and seconded by Darren Wright, Passed.

Justin Frey: Yea, Ed Knott: Yea, Patti Meyer: Yea, Darren Wright: Yea

Yea: 4, Nay: 0

Notice of the meeting was given in advance by publication to the public and to all members of the Board of Education. Availability of the agenda was communicated in advance. The Open Meetings Act was available for review.

2. Approval of Absent Board Members if Necessary

Motion to approve the absence of Board Member Sean Kohl for personal reasons. This motion, made by Justin Frey and seconded by Darren Wright, Passed.

Justin Frey: Yea, Ed Knott: Yea, Patti Meyer: Yea, Tim Stopak: Yea, Darren Wright: Yea

Yea: 5, Nay: 0

3. Welcome Guests

4. Consent Agenda

Motion to approve the Consent Agenda and the bills, and to authorize the Board President and Treasurer to sign and validate all the checks as presented. This motion, made by Patti Meyer and seconded by Ed Knott, Passed.

Justin Frey: Yea, Ed Knott: Yea, Patti Meyer: Yea, Tim Stopak: Yea, Darren Wright: Yea

Yea: 5, Nay: 0

4.1. Meeting Agenda

4.2. Previous Board Meeting Minutes

4.3. Bill Roster

4.4. Financial Reports

4.4.1. General Fund and Lunch Fund Reports

4.4.2. Activity Fund Reports

4.4.3. Building Fund, Depreciation Fund, and Bond Fund Reports

5. Board Committee Reports

5.1. Extracurricular Drug Testing Program Policy - Second Reading

The sample Extracurricular Drug and Alcohol Testing Program policy was further discussed and reviewed. Minor changes were recommended. Alterations to the policy will be made prior to bringing a final draft of the policy to the March agenda for consideration.

6. Administrative Reports

6.1. Elementary Principal

Mr. Feeney recognized Ashlyn Krohn and Nathan Devine for placing in the top 3 at the Boone County Spelling Bee. 5th grade through 8th grade students from Boone Central Elementary, Boone Central Middle School, St. Michael's School, Riverside, and St. Edward participated this year.

6.2. Middle School Principal

Mr. Schutt noted that the Middle School will move toward a student-lead conference format at the February Parent Teacher Conferences scheduled for February 21st. This allows the students the opportunity to share and reflect on their achievements and challenges; the format is intended to increase student ownership and accountability. The February C.A.R.D.S winner was Emmah Benson! Ten middle school students participated in a Math Counts competition and brought home 3rd place as a team. Congratulations to the Middle School Speech team on their First-place finish at the Westridge Middle School Speech Meet in Grand Island. Security cameras and automatic locks were installed at the Middle School in Petersburg. Multiple science resources have been evaluated by the K-12 teachers all aligned to the new State Science Standards adopted in September, 2017. A final science curriculum recommendation will be brought to the board for consideration in April.

Mr. Schutt presented information about the Professional Learning Communities Model and upcoming professional development opportunities for the leadership team and staff. The PLC model is an ongoing process in which educators work collaboratively in recurring cycles of collective inquiry and action research to achieve better results for all students. The PLC Model will be implemented beginning with the 2018-19 school year.

6.3. High School Principal

Mr. Kravig noted that 130/187 of our 9th - 12th grade students were on the first semester honor roll for 2017-18! The Advanced Ed visit is scheduled for March 26th, 27th, and 28th; the district has achieved a number of positive changes since the last visit 5 years ago. We look forward to showcasing our school district's accomplishments in March. The District's Annual Report was presented to the board and will be posted on the school district website.

6.3.1. District Annual Report Card

6.4. Activities Director

6.5. Superintendent

Employment ads for elementary principal, elementary guidance counselor, and middle school math have been posted to Teach in Nebraska Website; applications will be accepted until Friday, February 16th.

6.5.1. Boone Central ABC Preschool Program

Preschool applications and program information will be available at the school starting February 15th. Changes have been made to the application process and to the calendar. Parents are asked to carefully review the program packets and encouraged to contact the school with any questions. Preschool applications will no longer be accepted on a "first come, first serve" basis, rather applications will be accepted until Friday, March 9th. Following the deadline, all applicants will be placed according to priority qualifications and age. A certified birth certificate and immunization record must be presented with the application. Starting with the 2018-19 school year preschool will be offered on Monday, Tuesday, Thursday, and Friday; there will be no preschool on Wednesdays. Children who will turn age 5 on or before July 31, 2018 will have the option to enroll as an Alternative Kindergarten (AK) student. AK students will be offered a free, public education within the preschool setting on an unqualified basis and will receive instruction aligned to the Nebraska Department of Education and Boone Central approved Kindergarten standards for student learning. AK students will be provided at least 400 hours of instructional time. Placement of students within the program will be based on enrollment capacity.

7. Public Comment

8. Action Items

8.1. 2018-19 Master Calendar

Motion to approve the 2018-19 Master School Calendar as presented. This motion, made by Darren Wright and seconded by Justin Frey, Passed.

Justin Frey: Yea, Ed Knott: Yea, Patti Meyer: Yea, Tim Stopak: Yea, Darren Wright: Yea
Yea: 5, Nay: 0

8.2. Solution Tree Professional Learning Communities Model and Professional Development

Motion to approve Solution Tree Professional Learning Model and professional development opportunities for the leadership team and staff. This motion, made by Ed Knott and seconded by Tim Stopak, Passed.

Justin Frey: Yea, Ed Knott: Yea, Patti Meyer: Yea, Tim Stopak: Yea, Darren Wright: Yea
Yea: 5, Nay: 0

8.3. Staff Resignations

Motion to approve the resignations for Mr. Jimmy Feeney, Mrs. Joelle Feeney, and Mr. Dale Bonge effective at the end of the 2017-18 school year. This motion, made by Tim Stopak and seconded by Darren Wright, Passed.

Justin Frey: Yea, Ed Knott: Yea, Patti Meyer: Yea, Tim Stopak: Yea, Darren Wright: Yea
Yea: 5, Nay: 0

8.4. School Board Policy

Motion to repeal Board policy 6230, approve policy 3081, and to revise policy 6121, 6200, 6210, 6211, and 6212 as presented. This motion, made by Ed Knott and seconded by Justin Frey, Passed.

Justin Frey: Yea, Ed Knott: Yea, Patti Meyer: Yea, Tim Stopak: Yea, Darren Wright: Yea
Yea: 5, Nay: 0

8.4.1. Repeal Board Policies 6230 Curriculum Guides

8.4.2. Accept Board Policy 3081 Procurement, Suspension, & Debarment Governed by Federal Procurement Regulations

8.4.3. Board Policies Revision 6121 Curriculum Review Cycle, 6200 Objectives of the Instructional Program, 6210 Curriculum Development, 6211 District Assessment Plan, and 6212 Academic Content Standards

9. Closed Session

Motion to enter into closed session at 8:54 pm to discuss negotiations for protection of the public's interest. This motion, made by Darren Wright and seconded by Tim Stopak, Passed. Justin Frey: Yea, Ed Knott: Yea, Patti Meyer: Yea, Tim Stopak: Yea, Darren Wright: Yea
Yea: 5, Nay: 0

Motion to reconvene the open meeting at 10:06 pm. This motion, made by Justin Frey and seconded by Darren Wright, Passed.

Justin Frey: Yea, Ed Knott: Yea, Patti Meyer: Yea, Tim Stopak: Yea, Darren Wright: Yea
Yea: 5, Nay: 0

10. Next Meeting Date - Regular Board of Education Meeting - Monday, March 12, 2018 @ 7:30 p.m.- Petersburg Middle School Library

11. Questions by the Media

12. Adjournment

The meeting adjourned at 10:08 pm.

Chairperson

Superintendent

<u>Vendor ID</u>	<u>Vendor Name</u>	<u>Amount</u>	<u>Invoice</u>	<u>Description</u>	
Checking		1			
Checking		1	Fund: 01	GENERAL FUND	
3CSCLEVELA	3C's Cleveland Cafe & Catering	418.00	03052018-02	OTHER EXPENSE	
				Vendor Total:	418.00
ADVFIRESA	ADVANCED FIRE & SAFETY	433.16	2177021918	SUPPLIES	
				Vendor Total:	433.16
ALBIONMASO	ALBION MASONIC LODGE #78	250.00	3/18	Pathways Rent	
				Vendor Total:	250.00
ALBIONNEWS	ALBION NEWS	427.47	2/18 Stmt	ADVERT-PRINT	
				Vendor Total:	427.47
APPEARA	APPEARA	593.48	2/18 Albion	SUPPLIES	
APPEARA	APPEARA	137.49	2/18 Petersburg	MS Cust Supplies	
				Vendor Total:	730.97
AXISCAPITA	AXIS CAPITAL	193.90	C5502-0050	COPIER RENTAL	
				Vendor Total:	193.90
BLACKHILLS	Black Hills Energy	5,670.93	2/18 605 S 6th	FUEL	
BLACKHILLS	Black Hills Energy	20.18	2/18 644 S 6th St.	FUEL	
BLACKHILLS	Black Hills Energy	76.65	2/18 951 S 1st.	FUEL	
BLACKHILLS	Black Hills Energy	482.64	2/18 Pathways	Pathways Fuel	
BLACKHILLS	Black Hills Energy	2,830.64	2/18 Petersburg	Repairs Petersburg	
BLACKHILLS	Black Hills Energy	126.40	2/28 933 S 1st St	Repairs Albion	
				Vendor Total:	9,207.44
BLICKARTMA	BLICK ART MATERIALS	342.70	8986344	Other Expenses HS Art	
				Vendor Total:	342.70
BMIEDUCATI	BMI EDUCATIONAL SERVICES INC	305.00	650208	Other Expenses HS Lang Arts	
				Vendor Total:	305.00
BOMGAARS	BOMGAARS	237.98	2/18 Stmt	Other Expenses Elem Science	
				Vendor Total:	237.98
BOOKWORM	BOOKWORM, THE	1,498.85	2/18 Stmt	LIBRARY BOOKS	
				Vendor Total:	1,498.85
BOONECENTR	BOONE CENTRAL ACTIVITY	781.96	1/18 Cardmember	MS Software	
BOONECENTR	BOONE CENTRAL ACTIVITY	160.49	12/17 Card	SUPPLIES	
BOONECENTR	BOONE CENTRAL ACTIVITY	2,458.89	2/18 Amazon	TESTING	
				Vendor Total:	3,401.34
BCHOTLUNCH	BOONE CENTRAL HOT LUNCH	98.00	2/14/18	INSERVICE SUPPLIES	
BCHOTLUNCH	BOONE CENTRAL HOT LUNCH	474.05	2/18 CKC	AfterSchool Snacks	

<u>Vendor ID</u>	<u>Vendor Name</u>	<u>Amount Invoice</u>	<u>Description</u>
BCHOTLUNCH	BOONE CENTRAL HOT LUNCH	867.00 2/18 Stmt	PRESCHOOL SNACKS
BCHOTLUNCH	BOONE CENTRAL HOT LUNCH	144.00 2/21/18	MS Supplies
			Vendor Total: 1,583.05
BOCOHEALTH	BOONE CO HEALTH CENTER	100.00 2/18 Stmt	Pupil Services
BOCOHEALTH	BOONE CO HEALTH CENTER	14,470.66 2/18 Stmt	NURSE CONTRACT
			Vendor Total: 14,570.66
BOYSTOWN	Boys Town	2,733.00 Jan 2018	Tuition to Other Agencies Elem
			Vendor Total: 2,733.00
BYGLANDDIR	BYGLAND DIRT CONTRACTING	1,335.00 3051	MAINT AGREEMENTS
			Vendor Total: 1,335.00
CASEYS	CASEYS GENERAL STORE	34.62 2/18 Stmt	GAS AND OIL
			Vendor Total: 34.62
CEDARVALLE	CEDAR VALLEY LUMBER - ALBION	806.42 2/18 Stmt	SUPPLIES
			Vendor Total: 806.42
CCC	CENTRAL COMMUNITY COLLEGE	80.00 2/20/18	Other Expenses HS SpEd
			Vendor Total: 80.00
GIPHYSTH	CENTRAL NEBRASKA REHABILITATION SERVICES	1,842.95 1/18 Stmt	PURCHASED SERVICES
			Vendor Total: 1,842.95
COLPARTSIN	COLUMBUS PARTS, INC.-ALBION DIV	1,312.20 0099786	TIRES AND PARTS
			Vendor Total: 1,312.20
CRTOYS	CR Toys	188.93 275681	STUDENT ENRICHMENT SUPPLIES
			Vendor Total: 188.93
CULLIGAN	CULLIGAN	106.45 2/18 Stmt	SUPPLIES
			Vendor Total: 106.45
DOLLARGENE	DOLLAR GENERAL MSC-410526	31.00 2/18 Stmt	Other Expenses Elem SpEd
			Vendor Total: 31.00
EARLMAY	EARL MAY NURSERY	14.98 2/18	Other Expenses HS Science
			Vendor Total: 14.98
ESU6	EDUCATIONAL SERVICE UNIT #6	90.00 1/12/18	INSERVICE EXPENSES
			Vendor Total: 90.00
EMCINSURAN	EMC INSURANCE	7,886.58 2/18 Stmt	WORKMEN'S COMPENSATION
			Vendor Total: 7,886.58
ESU7SPED	ESU #7-SPED	11,218.21 1/18 Stmt	HS Pupil Services
			Vendor Total: 11,218.21
ESU7	ESU #7	413.23 2/18 Stmt	SAFETY SUPPLIES
			Vendor Total: 413.23

<u>Vendor ID</u>	<u>Vendor Name</u>	<u>Amount Invoice</u>	<u>Description</u>
ESU7TECH	ESU 7 TECHNOLOGY	270.83 1/18 Stmt	Tech Support
ESU7TECH	ESU 7 TECHNOLOGY	87.50 2/18 Stmt	Tech Support
			Vendor Total: 358.33
FRONTI	FRONTIER	574.94 2/18 Stmt	Telecommunications Pathways
			Vendor Total: 574.94
GAETHP	GAETH PEST CONTROL SERVICES IN	70.00 12489	MS Cust Contracted Services
			Vendor Total: 70.00
GREATP	GREAT PLAINS COMMUNICATION	1,458.42 2/16/18	Telecommunications Albion
			Vendor Total: 1,458.42
HABERTIREA	Haber Tire & Auto LLC	69.95 3136	BUS REPAIRS AND MAIN
			Vendor Total: 69.95
HARDNIC	Hardwick, Nicole	198.38 2/18	TRAVEL
			Vendor Total: 198.38
HICKORYGRO	Hickory Grove Press	73.30 2/22/18	STUDENT ENRICHMENT SUPPLIES
			Vendor Total: 73.30
JSAUTOREPA	J's Auto Repair, LLC	124.45 11736	BUS REPAIRS AND MAIN
			Vendor Total: 124.45
JOHNSON4	Johnson, Don	200.00 3/1/18	HS Band Repairs
			Vendor Total: 200.00
JOSTEN	JOSTENS	371.34 20954282	SUPPLIES
			Vendor Total: 371.34
KAVTIRELU	KAV TIRE & LUBE	50.00 690742	BUS REPAIRS AND MAIN
			Vendor Total: 50.00
KSBSCHOOL	KSB SCHOOL LAW, PC,LLO	370.50 4210	LEGAL SERVICES
			Vendor Total: 370.50
LEIFEL	LEIFELDS HARDWARE & FURNITURE	59.40 2/18 Stmt	MS Cust Supplies
			Vendor Total: 59.40
LOCODESIGN	LOCO'S DESIGNER T'S & MORE	13.35 7495	Other Expenses Elem Prin
			Vendor Total: 13.35
LOUS	LOU'S SPORTING GOODS	27.06 ATN740327-AX01	HS Track Supplies
			Vendor Total: 27.06
LOUPCITYPU	LOUP CITY PUBLIC SCHOOLS	11,133.69 2/18 Stmt	ELECTRICITY
			Vendor Total: 11,133.69
MAINSTHARD	MAIN STREET HARDWARE	15.97 2/18 Stmt	Other Expenses Elem SpEd
			Vendor Total: 15.97
MATHESONTR	MATHESON LINWELD	11.87 17008565	Welding Supplies

<u>Vendor ID</u>	<u>Vendor Name</u>	<u>Amount</u>	<u>Invoice</u>	<u>Description</u>	
MATHESONTR	MATHESON LINWELD	116.48	51287896	Welding Supplies	
				Vendor Total:	128.35
MIDWESTMUS	MIDWEST MUSIC CENTER	146.55	174667	Other Expenses HS Band	
				Vendor Total:	146.55
NEASSO	NE ASSOC OF SCHOOL BDS	4,627.00	18-19	DUES-FEES	
NEASSO	NE ASSOC OF SCHOOL BDS	150.00	43939	TRAVEL	
NEASSO	NE ASSOC OF SCHOOL BDS	1,355.38	44032	School Improve Services	
				Vendor Total:	6,132.38
OFFICE	OFFICE NET	514.50	IN21540	COPIER RENTAL	
OFFICE	OFFICE NET	70.65	IN21541	MS Copier	
OFFICE	OFFICE NET	85.64	IN21542	MS Copier	
OFFICE	OFFICE NET	705.87	IN21543	MS Copier	
OFFICE	OFFICE NET	1,010.99	IN21544	COPIER RENTAL	
OFFICE	OFFICE NET	186.64	IN21545	COPIER RENTAL	
OFFICE	OFFICE NET	468.37	IN22443	COPIER RENTAL	
OFFICE	OFFICE NET	339.14	IN22444	COPIER RENTAL	
				Vendor Total:	3,381.80
OMAHATRUCK	OMAHA TRUCK CENTER INC.	930.21	366803	BUS REPAIRS AND MAIN	
OMAHATRUCK	OMAHA TRUCK CENTER INC.	958.70	366876	BUS REPAIRS AND MAIN	
OMAHATRUCK	OMAHA TRUCK CENTER INC.	38.16	579017C	BUS REPAIRS AND MAIN	
				Vendor Total:	1,927.07
PAULWHI	Paulson, Whitney	34.12	3/1-3/3	INSERVICE EXPENSES	
				Vendor Total:	34.12
PAYFLEX	PAYFLEX SYSTEMS USA INC	100.00	Feb 2018	PAYFLEX 125 PLAN FEES	
				Vendor Total:	100.00
PESTKRI	Pestel, Kris	147.45	2/27-2/28/18	TRAVEL INSERVICE	
				Vendor Total:	147.45
PETBLD	PETERSBURG BUILDING AND SUPPLY	109.99	2/18 Stmt	MS Cust Supplies	
				Vendor Total:	109.99
PETTYCASH	PETTY CASH FUND	4,404.94	2/18 Receipts	SUPPLIES	
				Vendor Total:	4,404.94
PLAYSCRIPT	PLAYSCRIPTS	25.23	2137574	Other Expenses MS Speech	
				Vendor Total:	25.23
PRESTO	PRESTO X CO	34.97	7040204	PATHWAYS MAINT AGREEMENTS	
PRESTO	PRESTO X CO	80.00	7040205	MAINT AGREEMENTS	
				Vendor Total:	114.97
QUILL	QUILL CORP	387.16	5045919	MS Computer Supplies	
QUILL	QUILL CORP	66.78	5116353	Other Expenses Elem SpEd	
QUILL	QUILL CORP	11.98	5229814	SUPPLIES	
				Vendor Total:	465.92

<u>Vendor ID</u>	<u>Vendor Name</u>	<u>Amount Invoice</u>	<u>Description</u>
RAEVALLEYM	RAE VALLEY MARKET	11.37 2/18 Stmt	Other Expenses MS Principal Vendor Total: 11.37
RAMAD2	RAMADA INN-KEARNEY	79.00 2/26/18	INSERVICE EXPENSES Vendor Total: 79.00
SUPPLYWORK	SupplyWorks	1,094.20 428872568	SUPPLIES
SUPPLYWORK	SupplyWorks	88.32 429512684	SUPPLIES Vendor Total: 1,182.52
TEACHERSPA	TEACHERS PAY TEACHERS	96.48 59720285	Other Expenses Gr. 4 Vendor Total: 96.48
THRIFTYWAY	THRIFTYWAY	22.28 2/18 CKC	Afterschool Supplies
THRIFTYWAY	THRIFTYWAY	34.26 2/18 Smt	Other Expenses Preschool
THRIFTYWAY	THRIFTYWAY	26.54 2/18 Stmt	Other Expenses HS FCS
THRIFTYWAY	THRIFTYWAY	9.96 2/18 Supt	SUPPLIES
THRIFTYWAY	THRIFTYWAY	36.35 2/18 Stmt	Other Expenses HS Science Vendor Total: 129.39
USBANKEQUI	U.S. BANK EQUIPMENT FINANCE	360.03 MP7502-0002	COPIER RENTAL Vendor Total: 360.03
UNIVERSITY	UNIVERSITY OF OREGON	238.00 181-00193	TITLE I SUPPLIES Vendor Total: 238.00
VERIZON	VERIZON	285.00 2/18 Stmt	Telecommunications Albion Vendor Total: 285.00
WHITES	WHITE STAR OIL CO	5,043.44 2/18 Stmt	GAS AND OIL Vendor Total: 5,043.44
ZABKA	ZABKA CONOCO SERVICE	1,134.82 2/18 Stmt	GAS AND OIL Vendor Total: 1,134.82
			Fund Total: 102,541.99
			Checking Account Total: 102,541.99

BOARD EXPENDITURE REPORT BY FUNCTION

February 2018

Account Number	Account Description	Revised Budget	Expended During Month	Expenditures to Date	% of Budget	Balance at EOM	A/ P Outstanding	P/ O Outstanding
1100	REGULAR INSTRUCTIONAL PROGRAMS							
01 1100 110 1 000	REG INST SALARIES EL	970,000.00	77,227.14	468,428.29	48.29	501,571.71	0.00	0.00
01 1100 110 2 000	REG INST SALARIES SEC	1,225,000.00	96,570.03	585,238.37	47.77	639,761.63	0.00	0.00
01 1100 110 2 001	SALARY-Org Sponsors	48,000.00	3,471.40	21,664.79	45.13	26,335.21	0.00	0.00
01 1100 110 2 002	SALARY-Athletics	125,000.00	9,366.20	61,362.20	49.09	63,637.80	0.00	0.00
01 1100 110 3 000	MS Teacher Salary	610,000.00	44,012.93	264,689.38	43.39	345,310.62	0.00	0.00
01 1100 110 3 001	MS-Salary Org Sponsors	3,000.00	191.55	1,149.30	38.31	1,850.70	0.00	0.00
01 1100 110 3 002	MS-Salary Athletics	35,000.00	2,290.00	15,114.00	43.18	19,886.00	0.00	0.00
01 1100 120 0 000	SUB SALARY INLIEU OF	3,000.00	112.50	855.00	28.50	2,145.00	0.00	0.00
01 1100 120 1 000	SUB SAL EL	40,000.00	3,562.50	16,048.13	40.12	23,951.87	0.00	0.00
01 1100 120 2 000	SUB SAL SEC	27,000.00	1,380.00	13,882.50	51.42	13,117.50	0.00	0.00
01 1100 120 3 000	MS Substitutes	15,000.00	862.50	4,370.00	29.13	10,630.00	0.00	0.00
01 1100 140 0 000	PRESCHOOL PARA REG ED	0.00	0.00	48.64	0.00	(48.64)	0.00	0.00
01 1100 140 1 000	TCHR AIDE SAL EL	110,000.00	15,367.62	73,384.05	66.71	36,615.95	0.00	0.00
01 1100 140 2 000	SALARY-CLERICAL/PARAPROF STAFF	10,000.00	2,087.13	6,023.44	60.23	3,976.56	0.00	0.00
01 1100 140 3 000	MS Para	12,000.00	568.42	3,077.70	25.65	8,922.30	0.00	0.00
01 1100 210 0 000	SOC SEC SUB INLIEU	400.00	8.62	69.31	17.33	330.69	0.00	0.00
01 1100 210 1 000	SOC SEC EL	88,000.00	7,235.72	41,986.21	47.71	46,013.79	0.00	0.00
01 1100 210 2 000	SOC SEC SEC	98,000.00	7,593.47	46,078.83	47.02	51,921.17	0.00	0.00
01 1100 210 2 001	Soc Sec - Org Sponsors	5,000.00	265.32	1,656.27	33.13	3,343.73	0.00	0.00
01 1100 210 2 002	Soc Sec - Athletics	14,000.00	713.60	4,679.50	33.43	9,320.50	0.00	0.00
01 1100 210 3 000	MS Social Security	50,000.00	3,457.36	20,749.88	41.50	29,250.12	0.00	0.00
01 1100 210 3 001	MS Social Security	0.00	14.50	87.05	0.00	(87.05)	0.00	0.00
01 1100 210 3 002	MS Social Security	0.00	173.88	1,148.42	0.00	(1,148.42)	0.00	0.00
01 1100 220 0 000	RETIRE SUB INLIEU	400.00	11.10	89.18	22.30	310.82	0.00	0.00
01 1100 220 1 000	RETIREMENT	115,000.00	9,087.21	53,378.48	46.42	61,621.52	0.00	0.00
01 1100 220 2 000	RETIREMENT	128,000.00	9,521.72	57,621.61	45.02	70,378.39	0.00	0.00
01 1100 220 2 001	Retirement - Org Sponsors	6,000.00	292.89	1,837.64	30.63	4,162.36	0.00	0.00
01 1100 220 2 002	Retirement - Athletics	18,000.00	815.42	4,841.76	26.90	13,158.24	0.00	0.00
01 1100 220 3 000	MS Retirement	65,000.00	4,287.46	25,743.57	39.61	39,256.43	0.00	0.00
01 1100 220 3 001	MS Retirement	0.00	18.92	113.49	0.00	(113.49)	0.00	0.00
01 1100 220 3 002	MS Retirement	0.00	226.20	1,289.37	0.00	(1,289.37)	0.00	0.00
01 1100 230 1 000	BCBS	290,000.00	23,167.39	137,625.35	47.46	152,374.65	0.00	0.00
01 1100 230 2 000	BCBS	365,000.00	28,465.80	168,810.56	46.25	196,189.44	0.00	0.00
01 1100 230 3 000	MS Health Insurance	170,000.00	13,378.83	80,324.80	47.25	89,675.20	0.00	0.00
01 1100 230 3 002	MS Health Insurance	0.00	67.55	415.08	0.00	(415.08)	0.00	0.00
01 1100 240 0 000	Fitness Center	4,000.00	0.00	3,548.20	88.71	451.80	0.00	0.00
01 1100 260 1 000	LIFE INSURANCE	1,000.00	50.78	304.54	30.45	695.46	0.00	0.00
01 1100 260 2 000	LIFE INSURANCE	1,000.00	60.12	360.49	36.05	639.51	0.00	0.00
01 1100 260 3 000	LIFE INSURANCE	1,000.00	27.95	167.88	16.79	832.12	0.00	0.00
01 1100 285 0 000	UNEMPLOYMENT	2,000.00	0.00	0.00	0.00	2,000.00	0.00	0.00
01 1100 290 0 000	INC PROT	0.00	0.00	0.17	0.00	(0.17)	0.00	0.00
01 1100 290 1 000	INCOME PROTECTION	700.00	70.72	357.99	51.14	342.01	0.00	0.00
01 1100 290 2 000	INC PROT SECONDARY	100.00	3.63	21.81	21.81	78.19	0.00	0.00
01 1100 290 3 000	MS Para LTD	100.00	2.34	14.04	14.04	85.96	0.00	0.00
01 1100 295 0 000	PAYFLEX 125 PLAN FEES	2,100.00	100.00	1,230.00	58.57	870.00	0.00	0.00
01 1100 318 0 000	Tech Support	12,000.00	37.50	6,900.04	57.50	5,099.96	0.00	0.00
01 1100 318 2 002	NewmanGrove HS Coaches	44,000.00	0.00	0.00	0.00	44,000.00	0.00	0.00
01 1100 318 3 002	Newman Grove MS Coaches	19,000.00	0.00	0.00	0.00	19,000.00	0.00	0.00
01 1100 338 1 000	Elem. Computer Repairs	1,000.00	0.00	0.00	0.00	1,000.00	0.00	0.00
01 1100 338 2 000	HS Computer Repairs	2,000.00	0.00	0.00	0.00	2,000.00	0.00	0.00
01 1100 338 3 000	MS Comp Repairs	2,000.00	0.00	99.00	4.95	1,901.00	0.00	0.00
01 1100 382 0 000	Distance Education	10,000.00	0.00	1,401.52	14.02	8,598.48	0.00	0.00
01 1100 410 1 000	SUPPLIES-PAPER-ART	24,000.00	15.32	270.69	1.13	23,729.31	0.00	0.00
01 1100 410 2 000	SUPPLIES-PAPER-ART	16,000.00	0.00	118.40	0.74	15,881.60	0.00	0.00
01 1100 410 3 000	MS Supplies	10,000.00	0.00	254.12	2.54	9,745.88	0.00	0.00

BOARD EXPENDITURE REPORT BY FUNCTION

February 2018

Account Number	Account Description	Revised Budget	Expended During Month	Expenditures to Date	% of Budget	Balance at EOM	A/ P Outstanding	P/ O Outstanding
01 1100 415 1 000	Elem Copier	0.00	0.00	75.15	0.00	(75.15)	0.00	0.00
01 1100 415 2 000	Copiers	26,000.00	0.00	1,319.45	5.07	24,680.55	0.00	0.00
01 1100 415 3 000	MS Copiers	7,000.00	0.00	284.60	4.07	6,715.40	0.00	0.00
01 1100 420 1 000	TEXTBOOKS EL	35,000.00	0.00	1,608.54	4.60	33,391.46	0.00	0.00
01 1100 420 2 000	TEXTBOOKS SEC	35,000.00	0.00	22,656.66	64.73	12,343.34	0.00	0.00
01 1100 420 3 000	MS Textbooks	20,000.00	0.00	18.00	0.09	19,982.00	0.00	0.00
01 1100 421 1 000	TEXTBOOK LOAN-RULE 4	0.00	0.00	3,135.38	0.00	(3,135.38)	0.00	0.00
01 1100 423 1 000	ELEM WORKBOOKS	6,000.00	0.00	1,200.90	20.02	4,799.10	0.00	0.00
01 1100 423 2 000	WORKBOOKS HS	2,000.00	0.00	287.95	14.40	1,712.05	0.00	0.00
01 1100 423 3 000	MS Workbooks	1,000.00	0.00	0.00	0.00	1,000.00	0.00	0.00
01 1100 425 2 000	EBOOKS SEC	2,000.00	0.00	0.00	0.00	2,000.00	0.00	0.00
01 1100 455 0 000	WEBSITE HOST	3,000.00	0.00	0.00	0.00	3,000.00	0.00	0.00
01 1100 460 0 000	COMPUTER HARDWARE	50,000.00	0.00	1,122.00	2.24	48,878.00	0.00	0.00
01 1100 460 1 000	Elem Comp Hardware	2,500.00	0.00	0.00	0.00	2,500.00	0.00	0.00
01 1100 460 2 000	HS Comp Hardware	5,000.00	0.00	0.00	0.00	5,000.00	0.00	0.00
01 1100 460 3 000	MS Comp Hardware	2,500.00	0.00	1,859.00	74.36	641.00	0.00	0.00
01 1100 465 0 000	COMPUTER SOFTWARE	5,000.00	0.00	2,945.00	58.90	2,055.00	0.00	0.00
01 1100 465 1 000	ELEM SOFTWARE	12,000.00	0.00	4,520.00	37.67	7,480.00	0.00	0.00
01 1100 465 2 000	LANG ARTS SOFTWARE LICENSE	8,500.00	0.00	2,449.00	28.81	6,051.00	0.00	0.00
01 1100 465 3 000	MS Software	1,000.00	0.00	175.00	17.50	825.00	0.00	0.00
01 1100 466 1 000	Elem. Computer Supplies	2,000.00	0.00	80.91	4.05	1,919.09	0.00	0.00
01 1100 466 2 000	HS Computer Supplies	2,000.00	139.98	743.07	37.15	1,256.93	0.00	0.00
01 1100 466 3 000	MS Computer Supplies	1,000.00	0.00	619.35	61.94	380.65	0.00	0.00
01 1100 480 0 000	Furn & Equip Depreciation	30,000.00	0.00	0.00	0.00	30,000.00	0.00	0.00
01 1100 480 1 000	ELEM FURN/EQUIP	15,000.00	0.00	0.00	0.00	15,000.00	0.00	0.00
01 1100 480 2 000	FURNITURE & EQUIPMENT	7,500.00	0.00	261.87	3.49	7,238.13	0.00	0.00
01 1100 480 3 000	MS Furniture & Equip	2,500.00	0.00	0.00	0.00	2,500.00	0.00	0.00
01 1100 531 1 000	Copier Rental	0.00	0.00	1,922.27	0.00	(1,922.27)	0.00	0.00
01 1100 531 2 000	COPIER RENTAL	0.00	1,151.38	6,236.78	0.00	(6,236.78)	360.03	0.00
01 1100 531 3 000	MS Copier	0.00	193.90	2,063.14	0.00	(2,063.14)	0.00	0.00
01 1100 630 1 000	NORTH CENTRAL DUES	300.00	0.00	0.00	0.00	300.00	0.00	0.00
01 1100 630 2 000	NORTH CENTRAL DUES	300.00	0.00	250.00	83.33	50.00	0.00	0.00
01 1100 630 3 000	MS Dues and Fees	300.00	0.00	0.00	0.00	300.00	0.00	0.00
01 1100 632 1 000	Elem. AdvancEd	1,000.00	0.00	0.00	0.00	1,000.00	0.00	0.00
01 1100 632 2 000	HS AdvancEd	1,000.00	0.00	0.00	0.00	1,000.00	0.00	0.00
01 1100 632 3 000	MS AdvancEd	1,000.00	0.00	0.00	0.00	1,000.00	0.00	0.00
01 1100 690 1 000	Other Expense Elem	500.00	0.00	0.00	0.00	500.00	0.00	0.00
01 1100 690 2 000	Other Expense High School	500.00	0.00	0.00	0.00	500.00	0.00	0.00
01 1100 690 3 000	Other Expense	500.00	0.00	0.00	0.00	500.00	0.00	0.00
1100	REGULAR INSTRUCTIONAL PROGRAMS	5,086,700.00	367,726.50	2,254,765.06	44.33	2,831,934.94	360.03	0.00
1101	FIRST GRADE							
01 1101 410 1 000	FIRST GRADE SUPPLIES	2,500.00	0.00	1,577.26	63.09	922.74	0.00	0.00
01 1101 411 1 000	Other Expenses Gr. 1	600.00	0.00	336.17	56.03	263.83	0.00	0.00
1101	FIRST GRADE	3,100.00	0.00	1,913.43	61.72	1,186.57	0.00	0.00
1102	SECOND GRADE							
01 1102 410 1 000	SECOND GRADE SUPPLIES	2,500.00	0.00	1,718.96	68.76	781.04	0.00	0.00
01 1102 411 1 000	Other Expenses Gr. 2	900.00	0.00	2.80	0.31	897.20	0.00	0.00
1102	SECOND GRADE	3,400.00	0.00	1,721.76	50.64	1,678.24	0.00	0.00
1103	THIRD GRADE							
01 1103 410 1 000	THIRD GRADE SUPPLIES	3,000.00	0.00	1,026.46	34.22	1,973.54	0.00	0.00
01 1103 411 1 000	Other Expenses Gr. 3	600.00	0.00	44.90	7.48	555.10	0.00	0.00
1103	THIRD GRADE	3,600.00	0.00	1,071.36	29.76	2,528.64	0.00	0.00
1104	FOURTH GRADE							
01 1104 410 1 000	FOURTH GRADE SUPPLIES	2,000.00	65.34	1,111.69	55.58	888.31	0.00	0.00

BOARD EXPENDITURE REPORT BY FUNCTION

February 2018

Account Number	Account Description	Revised Budget	Expended During Month	Expenditures to Date	% of Budget	Balance at EOM	A/ P Outstanding	P/ O Outstanding
01 1104 411 1 000	Other Expenses Gr. 4	600.00	0.00	119.95	19.99	480.05	0.00	0.00
1104	FOURTH GRADE	2,600.00	65.34	1,231.64	47.37	1,368.36	0.00	0.00
1105	FIFTH GRADE							
01 1105 410 1 000	FIFTH GRADE SUPPLIES	2,000.00	0.00	116.46	5.82	1,883.54	0.00	0.00
01 1105 411 1 000	Other Expenses Gr. 5	600.00	0.00	52.74	8.79	547.26	0.00	0.00
1105	FIFTH GRADE	2,600.00	0.00	169.20	6.51	2,430.80	0.00	0.00
1107	KINDERGARTEN							
01 1107 410 1 000	KINDERGARTEN SUPPLIES	2,500.00	159.72	874.20	34.97	1,625.80	0.00	0.00
01 1107 411 1 000	Other Expenses Gr. K	600.00	85.38	138.23	23.04	461.77	0.00	0.00
1107	KINDERGARTEN	3,100.00	245.10	1,012.43	32.66	2,087.57	0.00	0.00
1108	TITLE I							
01 1108 410 1 000	TITLE I SUPPLIES	500.00	0.00	345.36	69.07	154.64	0.00	0.00
01 1108 411 1 000	Other Expenses Title I	300.00	0.00	166.41	55.47	133.59	0.00	0.00
01 1108 415 1 000	Title I Parent Involvement	300.00	0.00	0.00	0.00	300.00	0.00	0.00
1108	TITLE I	1,100.00	0.00	511.77	46.52	588.23	0.00	0.00
1115	Career Academy							
01 1115 410 2 000	Career Acad Supplies	1,800.00	0.00	0.00	0.00	1,800.00	0.00	0.00
01 1115 410 3 000	MS Career Acad Supplies	500.00	0.00	0.00	0.00	500.00	0.00	0.00
01 1115 411 2 000	Other Expenses HS Career Acad	500.00	0.00	0.00	0.00	500.00	0.00	0.00
01 1115 411 3 000	Other Expenses MS Career Acad	250.00	0.00	0.00	0.00	250.00	0.00	0.00
01 1115 412 2 000	Welding Supplies	1,000.00	243.22	2,467.17	246.72	(1,467.17)	0.00	0.00
01 1115 420 2 000	College Credit Textbooks	1,000.00	0.00	0.00	0.00	1,000.00	0.00	0.00
01 1115 481 2 000	Welding Equipment	1,000.00	0.00	0.00	0.00	1,000.00	0.00	0.00
01 1115 671 2 000	Travel Welding	500.00	0.00	68.48	13.70	431.52	0.00	0.00
1115	Career Academy	6,550.00	243.22	2,535.65	38.71	4,014.35	0.00	0.00
1116	Alternative Ed							
01 1116 110 2 004	Pathways Salaries	85,000.00	6,970.19	41,821.14	49.20	43,178.86	0.00	0.00
01 1116 120 2 004	Pathways Sub Salary	2,000.00	230.00	1,207.50	60.38	792.50	0.00	0.00
01 1116 210 2 004	SOCIAL SECURITY	7,000.00	548.80	3,286.40	46.95	3,713.60	0.00	0.00
01 1116 220 2 004	Pathways Retire	9,000.00	688.49	4,130.96	45.90	4,869.04	0.00	0.00
01 1116 230 2 004	Pathways Health Ins	32,000.00	2,485.77	14,914.62	46.61	17,085.38	0.00	0.00
01 1116 260 2 004	LIFE INSURANCE	100.00	4.32	25.92	25.92	74.08	0.00	0.00
01 1116 410 2 004	Pathways Supplies	1,200.00	0.00	0.00	0.00	1,200.00	0.00	0.00
01 1116 410 3 000	MS Supplies	500.00	0.00	0.00	0.00	500.00	0.00	0.00
01 1116 411 2 004	Other Expenses Pathways	300.00	0.00	132.87	44.29	167.13	0.00	0.00
01 1116 411 3 000	Other Expenses MS Intervention	100.00	0.00	0.00	0.00	100.00	0.00	0.00
01 1116 420 2 000	Pathways Textbooks	100.00	0.00	0.00	0.00	100.00	0.00	0.00
01 1116 465 2 000	Pathways Software	6,300.00	0.00	2,300.00	36.51	4,000.00	0.00	0.00
01 1116 480 2 004	PATHWAYS FURNITURE & EQUIPMENT	500.00	0.00	0.00	0.00	500.00	0.00	0.00
1116	Alternative Ed	144,100.00	10,927.57	67,819.41	47.06	76,280.59	0.00	0.00
1117	Language Arts							
01 1117 410 2 000	Lang Arts Supplies	3,000.00	0.00	445.16	14.84	2,554.84	0.00	0.00
01 1117 410 3 000	MS Lang Arts Supplies	1,500.00	0.00	1,896.17	126.41	(396.17)	0.00	0.00
01 1117 411 2 000	Other Expenses HS Lang Arts	900.00	0.00	0.00	0.00	900.00	0.00	0.00
01 1117 411 3 000	Other Expenses MS Lang Arts	600.00	0.00	16.80	2.80	583.20	0.00	0.00
01 1117 671 2 000	Student Travel Expense	200.00	0.00	0.00	0.00	200.00	0.00	0.00
1117	Language Arts	6,200.00	0.00	2,358.13	38.03	3,841.87	0.00	0.00
1118	Spanish							
01 1118 410 2 000	Spanish Supplies	750.00	0.00	154.09	20.55	595.91	0.00	0.00
01 1118 411 2 000	Other Expenses HS Spanish	300.00	137.51	282.69	94.23	17.31	0.00	0.00
1118	Spanish	1,050.00	137.51	436.78	41.60	613.22	0.00	0.00

BOARD EXPENDITURE REPORT BY FUNCTION

February 2018

Account Number	Account Description	Revised Budget	Expended During Month	Expenditures to Date	% of Budget	Balance at EOM	A/ P Outstanding	P/ O Outstanding
1119	Social Studies							
01 1119 410 2 000	Soc Studies Supplies	1,000.00	0.00	346.73	34.67	653.27	0.00	0.00
01 1119 410 3 000	MS Social Studies Supplies	800.00	0.00	686.02	85.75	113.98	0.00	0.00
01 1119 411 2 000	Other Expenses HS Soc Studies	500.00	0.00	0.00	0.00	500.00	0.00	0.00
01 1119 411 3 000	Other Expenses MS Soc Studies	300.00	0.00	0.00	0.00	300.00	0.00	0.00
1119	Social Studies	2,600.00	0.00	1,032.75	39.72	1,567.25	0.00	0.00
1120	MATH							
01 1120 410 2 000	Math Supplies	1,000.00	0.00	130.50	13.05	869.50	0.00	0.00
01 1120 410 3 000	MS Math Supplies	800.00	0.00	0.00	0.00	800.00	0.00	0.00
01 1120 411 2 000	Other Expenses HS Math	600.00	0.00	411.45	68.58	188.55	0.00	0.00
01 1120 411 3 000	Other Expenses MS Math	600.00	0.00	0.00	0.00	600.00	0.00	0.00
1120	MATH	3,000.00	0.00	541.95	18.07	2,458.05	0.00	0.00
1121	Business							
01 1121 410 2 000	Business Supplies	1,200.00	0.00	330.00	27.50	870.00	0.00	0.00
01 1121 411 2 000	Other Expenses HS Business	400.00	0.00	0.00	0.00	400.00	0.00	0.00
01 1121 671 2 000	Business - Student Travel Expense	900.00	0.00	0.00	0.00	900.00	0.00	0.00
1121	Business	2,500.00	0.00	330.00	13.20	2,170.00	0.00	0.00
1122	Science							
01 1122 338 2 000	Science Repairs	500.00	0.00	0.00	0.00	500.00	0.00	0.00
01 1122 338 3 000	MS Science Repairs	250.00	0.00	0.00	0.00	250.00	0.00	0.00
01 1122 410 1 000	Elem Science Supplies	500.00	0.00	0.00	0.00	500.00	0.00	0.00
01 1122 410 2 000	Science Supplies	3,000.00	0.00	1,494.33	49.81	1,505.67	0.00	0.00
01 1122 410 3 000	MS Science Supplies	900.00	0.00	0.00	0.00	900.00	0.00	0.00
01 1122 411 2 000	Other Expenses HS Science	1,500.00	142.60	878.18	58.55	621.82	0.00	0.00
01 1122 411 3 000	Other Expenses MS Science	300.00	0.00	0.00	0.00	300.00	0.00	0.00
01 1122 480 2 000	Science Equipment	700.00	0.00	0.00	0.00	700.00	0.00	0.00
01 1122 480 3 000	MS Science Equip	250.00	0.00	0.00	0.00	250.00	0.00	0.00
01 1122 631 3 000	MS Science Student Contest Fees	400.00	0.00	0.00	0.00	400.00	0.00	0.00
1122	Science	8,300.00	142.60	2,372.51	28.58	5,927.49	0.00	0.00
1123	Physical Education							
01 1123 327 2 000	PE Rentals	3,500.00	0.00	3,278.49	93.67	221.51	0.00	0.00
01 1123 410 1 000	Elem PE Supplies	500.00	0.00	535.21	107.04	(35.21)	0.00	0.00
01 1123 410 2 000	PE Supplies	1,200.00	0.00	1,245.05	103.75	(45.05)	0.00	0.00
01 1123 410 3 000	MS PE Supplies	500.00	0.00	0.00	0.00	500.00	0.00	0.00
01 1123 411 1 000	Other Expenses Elem PE	300.00	0.00	697.86	232.62	(397.86)	0.00	0.00
01 1123 411 2 000	Other Expenses HS PE	300.00	0.00	0.00	0.00	300.00	0.00	0.00
01 1123 411 3 000	Other Expenses MS PE	300.00	0.00	0.00	0.00	300.00	0.00	0.00
1123	Physical Education	6,600.00	0.00	5,756.61	87.22	843.39	0.00	0.00
1124	Industrial Arts							
01 1124 338 2 000	Ind Arts Repairs	250.00	0.00	0.00	0.00	250.00	0.00	0.00
01 1124 410 2 000	Ind Arts Supplies	2,500.00	0.00	2,259.77	90.39	240.23	0.00	0.00
01 1124 411 2 000	Other Expenses HS Ind Arts	1,000.00	0.00	0.00	0.00	1,000.00	0.00	0.00
01 1124 480 2 000	Ind Arts Equipment	1,000.00	0.00	868.02	86.80	131.98	0.00	0.00
1124	Industrial Arts	4,750.00	0.00	3,127.79	65.85	1,622.21	0.00	0.00
1126	Art							
01 1126 410 1 000	Elem Art Supplies	1,500.00	0.00	0.00	0.00	1,500.00	0.00	0.00
01 1126 410 2 000	Art Supplies	3,000.00	115.69	894.48	29.82	2,105.52	0.00	0.00
01 1126 410 3 000	MS Art Supplies	800.00	0.00	0.00	0.00	800.00	0.00	0.00
01 1126 411 1 000	Other Expenses Elem Art	300.00	0.00	5.82	1.94	294.18	0.00	0.00
01 1126 411 2 000	Other Expenses HS Art	300.00	765.88	765.88	255.29	(465.88)	0.00	0.00
01 1126 411 3 000	Other Expenses MS Art	200.00	0.00	0.00	0.00	200.00	0.00	0.00
01 1126 480 0 000	Art Equipment	1,600.00	0.00	1,879.00	117.44	(279.00)	0.00	0.00

BOARD EXPENDITURE REPORT BY FUNCTION

February 2018

Account Number	Account Description	Revised Budget	Expended During Month	Expenditures to Date	% of Budget	Balance at EOM	A/ P Outstanding	P/ O Outstanding
1126	Art	7,700.00	881.57	3,545.18	46.04	4,154.82	0.00	0.00
1127	Vocal Music							
01 1127 140 2 000	Accompanist	3,000.00	0.00	0.00	0.00	3,000.00	0.00	0.00
01 1127 140 3 000	MS Accompanist	2,000.00	0.00	0.00	0.00	2,000.00	0.00	0.00
01 1127 338 1 000	Elem Music Repairs	300.00	0.00	85.00	28.33	215.00	0.00	0.00
01 1127 338 2 000	Music Repairs	300.00	0.00	170.00	56.67	130.00	0.00	0.00
01 1127 338 3 000	MS Music Repairs	300.00	0.00	85.00	28.33	215.00	0.00	0.00
01 1127 410 1 000	Elem Music Supplies	500.00	0.00	3,915.98	783.20	(3,415.98)	0.00	0.00
01 1127 410 2 000	Music Supplies	2,500.00	0.00	2,205.55	88.22	294.45	0.00	0.00
01 1127 410 3 000	MS Music Supplies	500.00	0.00	0.00	0.00	500.00	0.00	0.00
01 1127 411 1 000	Other Expenses Elem Music	300.00	125.59	377.35	125.78	(77.35)	0.00	0.00
01 1127 411 2 000	Other Expenses HS Music	300.00	465.43	590.43	196.81	(290.43)	0.00	0.00
01 1127 411 3 000	Other Expenses MS Music	300.00	0.00	35.99	12.00	264.01	0.00	0.00
01 1127 480 2 000	Music Equipment	2,000.00	0.00	600.00	30.00	1,400.00	0.00	0.00
01 1127 631 1 000	Elem Student Contest Fees	200.00	0.00	0.00	0.00	200.00	0.00	0.00
01 1127 631 2 000	Student Contest Fees	1,800.00	0.00	348.00	19.33	1,452.00	0.00	0.00
01 1127 631 3 000	MS Student Contest Fees	200.00	0.00	139.00	69.50	61.00	0.00	0.00
01 1127 671 2 000	Student Travel Expense	1,000.00	0.00	0.00	0.00	1,000.00	0.00	0.00
01 1127 671 3 000	MS Vocal Student Expense	200.00	0.00	65.00	32.50	135.00	0.00	0.00
1127	Vocal Music	15,700.00	591.02	8,617.30	54.89	7,082.70	0.00	0.00
1128	Instrumental Music							
01 1128 318 2 000	HS Band Contracted Services	1,000.00	0.00	0.00	0.00	1,000.00	0.00	0.00
01 1128 338 2 000	HS Band Repairs	1,400.00	0.00	0.00	0.00	1,400.00	0.00	0.00
01 1128 410 1 000	Elem Band Supplies	200.00	0.00	0.00	0.00	200.00	0.00	0.00
01 1128 410 2 000	Band Supplies	1,500.00	0.00	984.16	65.61	515.84	0.00	0.00
01 1128 410 3 000	MS Band Supplies	200.00	0.00	0.00	0.00	200.00	0.00	0.00
01 1128 411 1 000	Other Expenses Elem Band	300.00	0.00	0.00	0.00	300.00	0.00	0.00
01 1128 411 2 000	Other Expenses HS Band	300.00	0.00	115.40	38.47	184.60	0.00	0.00
01 1128 411 3 000	Other Expenses MS Band	300.00	0.00	0.00	0.00	300.00	0.00	0.00
01 1128 465 0 000	Band Software	600.00	0.00	0.00	0.00	600.00	0.00	0.00
01 1128 480 0 000	Band Equipment	1,000.00	0.00	0.00	0.00	1,000.00	0.00	0.00
01 1128 631 2 000	Band Contest Fees	1,200.00	40.00	395.00	32.92	805.00	0.00	0.00
01 1128 631 3 000	MS Band Contest Fees	200.00	0.00	0.00	0.00	200.00	0.00	0.00
01 1128 671 2 000	Student Travel Expense	200.00	0.00	0.00	0.00	200.00	0.00	0.00
1128	Instrumental Music	8,400.00	40.00	1,494.56	17.79	6,905.44	0.00	0.00
1129	Agriculture							
01 1129 338 2 000	Ag Repairs	600.00	0.00	0.00	0.00	600.00	0.00	0.00
01 1129 410 2 000	Ag Supplies	3,800.00	0.00	909.14	23.92	2,890.86	0.00	0.00
01 1129 411 2 000	Other Expenses HS Ag	300.00	0.00	195.46	65.15	104.54	0.00	0.00
01 1129 465 2 000	Ag Software	300.00	0.00	295.00	98.33	5.00	0.00	0.00
01 1129 480 2 000	Ag Equipment	1,000.00	0.00	0.00	0.00	1,000.00	0.00	0.00
01 1129 631 2 000	Ag Contest Fees	500.00	0.00	0.00	0.00	500.00	0.00	0.00
01 1129 671 2 000	Ag Student Travel	1,200.00	0.00	0.00	0.00	1,200.00	0.00	0.00
1129	Agriculture	7,700.00	0.00	1,399.60	18.18	6,300.40	0.00	0.00
1130	Family Consumer Science							
01 1130 410 2 000	FCS Supplies	2,800.00	0.00	358.64	12.81	2,441.36	0.00	0.00
01 1130 411 2 000	Other Expenses HS FCS	0.00	62.66	165.02	0.00	(165.02)	0.00	0.00
01 1130 671 2 000	FCS Student Travel	1,200.00	0.00	0.00	0.00	1,200.00	0.00	0.00
1130	Family Consumer Science	4,000.00	62.66	523.66	13.09	3,476.34	0.00	0.00
1150	LEP							
01 1150 319 0 000	LEP Testing	500.00	0.00	0.00	0.00	500.00	0.00	0.00
01 1150 411 0 000	Other Expenses Limited Eng Proficiency	500.00	0.00	0.00	0.00	500.00	0.00	0.00

BOARD EXPENDITURE REPORT BY FUNCTION

February 2018

Account Number	Account Description	Revised Budget	Expended During Month	Expenditures to Date	% of Budget	Balance at EOM	A/ P Outstanding	P/ O Outstanding
1150 LEP		1,000.00	0.00	0.00	0.00	1,000.00	0.00	0.00
1190 EARLY CHILDHOOD								
01 1190 110 0 000	PRESCHOOL SALARIES	92,000.00	7,452.61	44,715.66	48.60	47,284.34	0.00	0.00
01 1190 120 0 000	PRESCHOOL PARA SUB	2,000.00	57.50	460.00	23.00	1,540.00	0.00	0.00
01 1190 140 0 000	PRESCHOOL PARA	90,000.00	7,426.98	39,570.36	43.97	50,429.64	0.00	0.00
01 1190 210 0 000	PRESCHOOL SOC SEC	15,000.00	1,049.96	5,944.39	39.63	9,055.61	0.00	0.00
01 1190 220 0 000	PRESCHOOL RETIRE	20,000.00	1,413.48	8,259.82	41.30	11,740.18	0.00	0.00
01 1190 230 0 000	PRESCHOOL HEALTH INS.	50,000.00	3,695.35	22,290.58	44.58	27,709.42	0.00	0.00
01 1190 260 0 000	LIFE INSURANCE	100.00	4.32	25.92	25.92	74.08	0.00	0.00
01 1190 290 0 000	PRESCHOOL INC PROT	500.00	30.19	181.14	36.23	318.86	0.00	0.00
01 1190 410 0 000	PRESCHOOL SUPPLIES	2,500.00	157.91	4,696.20	187.85	(2,196.20)	0.00	0.00
01 1190 411 0 000	Other Expenses Preschool	900.00	26.19	596.23	66.25	303.77	0.00	0.00
01 1190 412 0 000	PRESCHOOL SNACKS	9,000.00	884.50	4,233.75	47.04	4,766.25	0.00	0.00
01 1190 416 0 000	TESTING	750.00	0.00	934.50	124.60	(184.50)	0.00	0.00
01 1190 480 0 000	PRESCHOOL FURN&EQUIP	1,000.00	0.00	1,959.00	195.90	(959.00)	0.00	0.00
01 1190 630 0 000	Preschool Dues & Fees	400.00	0.00	0.00	0.00	400.00	0.00	0.00
01 1190 670 0 000	TRAVEL EXPENSE AND MILEAGE	500.00	140.00	140.00	28.00	360.00	0.00	0.00
1190 EARLY CHILDHOOD		284,650.00	22,338.99	134,007.55	47.08	150,642.45	0.00	0.00
1214 PSYCHOLOGIST								
01 1214 110 0 000	PSYCHOLOGIST SALARY	48,000.00	3,560.24	21,361.44	44.50	26,638.56	0.00	0.00
01 1214 210 0 000	SOCIAL SECURITY	3,500.00	271.45	1,628.74	46.54	1,871.26	0.00	0.00
01 1214 220 0 000	RETIREMENT	4,500.00	351.67	2,110.02	46.89	2,389.98	0.00	0.00
01 1214 230 0 000	HEALTH INSURANCE	13,000.00	1,055.43	6,332.58	48.71	6,667.42	0.00	0.00
01 1214 260 0 000	LIFE INSURANCE	100.00	1.80	10.80	10.80	89.20	0.00	0.00
01 1214 410 0 000	SUPPLIES	900.00	0.00	0.00	0.00	900.00	0.00	0.00
01 1214 411 0 000	Other Expenses School Psych	300.00	0.00	0.00	0.00	300.00	0.00	0.00
01 1214 416 0 000	Assessments	4,000.00	0.00	1,184.48	29.61	2,815.52	0.00	0.00
1214 PSYCHOLOGIST		74,300.00	5,240.59	32,628.06	43.91	41,671.94	0.00	0.00
1216 SPEECH THERAPY								
01 1216 110 0 000	SPEECH THERAPY SALARY	72,000.00	4,845.06	30,750.71	42.71	41,249.29	0.00	0.00
01 1216 210 0 000	SOC SEC	5,000.00	370.64	2,352.43	47.05	2,647.57	0.00	0.00
01 1216 220 0 000	RETIREMENT	7,000.00	478.59	3,037.50	43.39	3,962.50	0.00	0.00
01 1216 230 0 000	HEALTH INSURANCE	15,000.00	1,241.49	7,429.93	49.53	7,570.07	0.00	0.00
01 1216 260 0 000	LIFE INSURANCE	100.00	2.88	17.28	17.28	82.72	0.00	0.00
01 1216 410 0 000	SUPPLIES	1,000.00	0.00	0.00	0.00	1,000.00	0.00	0.00
01 1216 410 1 000	Elem Speech Supplies	0.00	0.00	146.44	0.00	(146.44)	0.00	0.00
01 1216 410 2 000	HS Speech Supplies	750.00	0.00	0.00	0.00	750.00	0.00	0.00
01 1216 411 1 000	Other Expenses Elem Speech	300.00	0.00	299.19	99.73	0.81	0.00	0.00
01 1216 411 2 000	Other Expenses HS Speech	300.00	0.00	0.00	0.00	300.00	0.00	0.00
01 1216 480 1 000	Elem Speech Equipment	750.00	0.00	0.00	0.00	750.00	0.00	0.00
01 1216 480 2 000	HS Speech Equip	750.00	0.00	0.00	0.00	750.00	0.00	0.00
01 1216 670 1 000	Speech TRAVEL EXPENSE AND MILEAGE	250.00	0.00	0.00	0.00	250.00	0.00	0.00
01 1216 670 2 000	HS Speech Travel	250.00	0.00	0.00	0.00	250.00	0.00	0.00
1216 SPEECH THERAPY		103,450.00	6,938.66	44,033.48	42.56	59,416.52	0.00	0.00
1229 SPED I								
01 1229 110 1 000	SPED I SALARIES ELE	175,000.00	14,169.39	85,218.82	48.70	89,781.18	0.00	0.00
01 1229 110 2 000	SPED I SALARIES SEC	125,000.00	10,956.22	66,353.52	53.08	58,646.48	0.00	0.00
01 1229 110 3 000	MS SpEd Professional Salaries	55,000.00	0.00	0.00	0.00	55,000.00	0.00	0.00
01 1229 120 1 000	SUB SALARIES ELE	2,500.00	287.50	1,495.00	59.80	1,005.00	0.00	0.00
01 1229 120 2 000	SUB SALARIES SEC	4,000.00	0.00	575.00	14.38	3,425.00	0.00	0.00
01 1229 120 3 000	MS SpEd Substitute	1,500.00	0.00	115.00	7.67	1,385.00	0.00	0.00
01 1229 140 1 000	AIDES SALARY ELE	90,000.00	3,780.01	19,837.72	22.04	70,162.28	0.00	0.00
01 1229 140 2 000	AIDE SALARY SECON	65,000.00	6,293.40	33,547.90	51.61	31,452.10	0.00	0.00

BOARD EXPENDITURE REPORT BY FUNCTION

February 2018

Account Number	Account Description	Revised Budget	Expended During Month	Expenditures to Date	% of Budget	Balance at EOM	A/ P Outstanding	P/ O Outstanding
01 1229 140 3 000	MS SpEd Para	50,000.00	4,148.90	22,095.28	44.19	27,904.72	0.00	0.00
01 1229 210 1 000	SOC SEC	14,000.00	1,386.99	8,116.08	57.97	5,883.92	0.00	0.00
01 1229 210 2 000	SOC SEC	15,000.00	1,275.58	7,441.48	49.61	7,558.52	0.00	0.00
01 1229 210 3 000	MS Sped Soc Sec	9,000.00	306.24	1,632.03	18.13	7,367.97	0.00	0.00
01 1229 220 1 000	RETIREMENT	28,000.00	1,766.19	10,367.32	37.03	17,632.68	0.00	0.00
01 1229 220 2 000	RETIREMENT	23,000.00	1,687.46	9,815.15	42.67	13,184.85	0.00	0.00
01 1229 220 3 000	MS SpEd Retirement	13,000.00	409.82	2,154.75	16.58	10,845.25	0.00	0.00
01 1229 230 1 000	BCBS	60,000.00	4,715.38	28,228.65	47.05	31,771.35	0.00	0.00
01 1229 230 2 000	BCBS	45,000.00	2,653.60	15,662.50	34.81	29,337.50	0.00	0.00
01 1229 230 3 000	MS SpEd Health Insurance	20,000.00	449.81	3,294.72	16.47	16,705.28	0.00	0.00
01 1229 260 1 000	LIFE INSURANCE	200.00	8.64	51.84	25.92	148.16	0.00	0.00
01 1229 260 2 000	LIFE INSURANCE	200.00	7.20	43.20	21.60	156.80	0.00	0.00
01 1229 260 3 000	LIFE INSURANCE	100.00	0.00	0.00	0.00	100.00	0.00	0.00
01 1229 290 1 000	INCOME PRO	500.00	17.06	102.40	20.48	397.60	0.00	0.00
01 1229 290 2 000	INCOME PROT SEC	500.00	25.41	154.31	30.86	345.69	0.00	0.00
01 1229 290 3 000	MS Sped LTD	500.00	17.00	102.00	20.40	398.00	0.00	0.00
01 1229 318 0 000	MIPS CONSULT	7,500.00	0.00	0.00	0.00	7,500.00	0.00	0.00
01 1229 410 1 000	SUPPLIES	4,000.00	0.00	177.99	4.45	3,822.01	0.00	0.00
01 1229 410 2 000	SUPPLIES	3,000.00	57.64	349.62	11.65	2,650.38	0.00	0.00
01 1229 410 3 000	MS SpEd Supplies	2,000.00	0.00	67.42	3.37	1,932.58	0.00	0.00
01 1229 411 1 000	Other Expenses Elem SpEd	300.00	379.14	414.13	138.04	(114.13)	0.00	0.00
01 1229 411 2 000	Other Expenses HS SpEd	300.00	0.00	117.77	39.26	182.23	0.00	0.00
01 1229 411 3 000	Other Expenses MS SpEd	300.00	437.34	437.34	145.78	(137.34)	0.00	0.00
01 1229 420 1 000	TEXTBOOKS ELE	500.00	0.00	0.00	0.00	500.00	0.00	0.00
01 1229 420 2 000	TEXTBOOKS	1,000.00	0.00	0.00	0.00	1,000.00	0.00	0.00
01 1229 420 3 000	MS Sped Textbooks	500.00	0.00	0.00	0.00	500.00	0.00	0.00
01 1229 460 1 000	COMPUTER HARDWARE	500.00	0.00	0.00	0.00	500.00	0.00	0.00
01 1229 460 2 000	COMPUTER HARDWARE	500.00	0.00	0.00	0.00	500.00	0.00	0.00
01 1229 460 3 000	MS Sped Computer Equip	500.00	0.00	0.00	0.00	500.00	0.00	0.00
01 1229 465 1 000	COMPUTER SOFTWARE	1,800.00	0.00	0.00	0.00	1,800.00	0.00	0.00
01 1229 465 2 000	HS SPED COMPUTER SOFTWARE	500.00	0.00	0.00	0.00	500.00	0.00	0.00
01 1229 465 3 000	MS Sped Software	500.00	0.00	0.00	0.00	500.00	0.00	0.00
01 1229 466 1 000	Computer Supplies Elem SpEd	500.00	0.00	0.00	0.00	500.00	0.00	0.00
01 1229 466 2 000	Computer Supplies HS SpEd	250.00	0.00	243.98	97.59	6.02	0.00	0.00
01 1229 466 3 000	Computer Supplies MS SpEd	250.00	0.00	0.00	0.00	250.00	0.00	0.00
01 1229 480 1 000	FURNITURE & EQUIPMENT	500.00	0.00	102.88	20.58	397.12	0.00	0.00
01 1229 480 2 000	FURNITURE & EQUIPMENT	500.00	0.00	0.00	0.00	500.00	0.00	0.00
01 1229 480 3 000	MS SpEd Furn&Equip	500.00	0.00	0.00	0.00	500.00	0.00	0.00
01 1229 670 1 000	TRAVEL INSERVICE	2,500.00	535.00	904.00	36.16	1,596.00	0.00	0.00
01 1229 670 2 000	TRAVEL INSERVICE	4,000.00	0.00	0.00	0.00	4,000.00	0.00	0.00
01 1229 670 3 000	MS SpEd Travel	500.00	0.00	0.00	0.00	500.00	0.00	0.00
1229 SPED I		830,200.00	55,770.92	319,219.80	38.45	510,980.20	0.00	0.00
1239 ESU-SPED								
01 1239 310 0 000	STUDENT RECORD SYSTEM	2,500.00	0.00	0.00	0.00	2,500.00	0.00	0.00
01 1239 313 1 000	Pupil Services	10,000.00	150.00	450.00	4.50	9,550.00	0.00	0.00
01 1239 313 2 000	PSYCH - SEC	12,000.00	162.48	274.96	2.29	11,725.04	0.00	0.00
01 1239 370 1 000	Elem Tuition to Other Agencies	75,000.00	0.00	0.00	0.00	75,000.00	0.00	0.00
01 1239 370 2 000	HS Tuition to Other Agencies	40,000.00	0.00	0.00	0.00	40,000.00	0.00	0.00
1239 ESU-SPED		139,500.00	312.48	724.96	0.52	138,775.04	0.00	0.00
1290 PRESCHOOL								
01 1290 110 0 000	PRESCHOOL TEACHING SALARY	1,500.00	0.00	82.50	5.50	1,417.50	0.00	0.00
01 1290 140 0 000	PRE SCHOOL SPED SALARIES	10,000.00	0.00	378.64	3.79	9,621.36	0.00	0.00
01 1290 210 0 000	PRESCHOOL SOCIAL SECURITY	1,000.00	0.00	29.20	2.92	970.80	0.00	0.00
01 1290 220 0 000	PRESCHOOL RETIREMENT	1,000.00	0.00	45.55	4.56	954.45	0.00	0.00
01 1290 230 0 000	PRESCHOOL HEALTH INSURANCE	4,500.00	0.00	263.48	5.86	4,236.52	0.00	0.00

BOARD EXPENDITURE REPORT BY FUNCTION

February 2018

Account Number	Account Description	Revised Budget	Expended During Month	Expenditures to Date	% of Budget	Balance at EOM	A/ P Outstanding	P/ O Outstanding
01 1290 290 0 000	LTD	100.00	0.00	3.61	3.61	96.39	0.00	0.00
01 1290 311 0 000	PHYSICAL THERAPY -PS	250.00	0.00	0.00	0.00	250.00	0.00	0.00
01 1290 312 0 000	OCCUPATIONAL THERAPY 0-2	250.00	0.00	0.00	0.00	250.00	0.00	0.00
01 1290 313 0 000	O.T. 3-4	250.00	0.00	141.75	56.70	108.25	0.00	0.00
01 1290 314 0 000	0-2 HEARING	0.00	0.00	63.00	0.00	(63.00)	0.00	0.00
01 1290 316 0 000	OT 0-2	2,000.00	0.00	0.00	0.00	2,000.00	0.00	0.00
01 1290 410 0 000	PRESCHOOL SPED	500.00	0.00	232.24	46.45	267.76	0.00	0.00
01 1290 416 0 000	FEDERALLY MANDATED TESTING 3-4	500.00	0.00	0.00	0.00	500.00	0.00	0.00
01 1290 630 0 000	PRESCHOOL DUES & FEES	100.00	0.00	0.00	0.00	100.00	0.00	0.00
01 1290 670 0 000	MILEAGE	100.00	0.00	0.00	0.00	100.00	0.00	0.00
1290 PRESCHOOL		22,050.00	0.00	1,239.97	5.62	20,810.03	0.00	0.00
1310	SPECIAL PGMS FOR GIFTED							
01 1310 110 0 000	HAL SALARIES	5,000.00	383.75	2,302.50	46.05	2,697.50	0.00	0.00
01 1310 210 0 000	HAL SOC SEC	400.00	28.98	175.15	43.79	224.85	0.00	0.00
01 1310 220 0 000	HAL RETIREMENT	500.00	37.91	227.46	45.49	272.54	0.00	0.00
01 1310 230 0 000	HAL HEALTH INSURANCE	2,000.00	155.36	932.16	46.61	1,067.84	0.00	0.00
01 1310 260 0 000	LIFE INSURANCE	100.00	0.27	1.62	1.62	98.38	0.00	0.00
01 1310 410 0 000	STUDENT ENRICHMENT SUPPLIES	1,000.00	48.97	48.97	4.90	951.03	0.00	0.00
01 1310 465 0 000	SOFTWARE	1,000.00	0.00	0.00	0.00	1,000.00	0.00	0.00
01 1310 480 0 000	FURNITURE & EQUIPMENT	1,500.00	0.00	0.00	0.00	1,500.00	0.00	0.00
01 1310 630 0 000	DUES AND FEES	1,000.00	250.00	978.00	97.80	22.00	0.00	0.00
01 1310 670 0 000	TRAVEL EXPENSE AND MILEAGE	0.00	0.00	250.00	0.00	(250.00)	0.00	0.00
01 1310 671 0 000	HAL Student Travel	500.00	0.00	0.00	0.00	500.00	0.00	0.00
1310 SPECIAL PGMS FOR GIFTED		13,000.00	905.24	4,915.86	37.81	8,084.14	0.00	0.00
2120	GUIDANCE SERVICES							
01 2120 410 1 000	SUPPLIES	750.00	0.00	190.55	25.41	559.45	0.00	0.00
01 2120 410 2 000	SUPPLIES	3,000.00	22.99	249.60	8.32	2,750.40	0.00	0.00
01 2120 410 3 000	MS Guidance Supplies	1,000.00	0.00	403.52	40.35	596.48	0.00	0.00
01 2120 411 1 000	TESTING	0.00	0.00	19.99	0.00	(19.99)	0.00	0.00
01 2120 411 2 000	TESTING	0.00	0.00	30.05	0.00	(30.05)	0.00	0.00
01 2120 411 3 000	MS Guidance Testing	0.00	17.73	121.16	0.00	(121.16)	0.00	0.00
01 2120 416 1 000	Testing Elem	3,000.00	0.00	0.00	0.00	3,000.00	0.00	0.00
01 2120 416 2 000	Testing HS	3,000.00	0.00	0.00	0.00	3,000.00	0.00	0.00
01 2120 416 3 000	Testing MS	1,500.00	0.00	0.00	0.00	1,500.00	0.00	0.00
01 2120 420 1 000	ELEM GUIDANCE TEXTBOOKS	750.00	0.00	0.00	0.00	750.00	0.00	0.00
01 2120 420 2 000	TEXTBOOKS	500.00	0.00	0.00	0.00	500.00	0.00	0.00
01 2120 420 3 000	MS Guidance Textbooks	500.00	0.00	0.00	0.00	500.00	0.00	0.00
01 2120 465 2 000	HS Guidance Software	500.00	0.00	0.00	0.00	500.00	0.00	0.00
01 2120 480 1 000	EL GUID FURN/EQUIP	250.00	0.00	0.00	0.00	250.00	0.00	0.00
01 2120 480 2 000	GUIDANCE FURNITURE/EQUIPMENT	500.00	0.00	463.65	92.73	36.35	0.00	0.00
01 2120 480 3 000	MS Guidance Equipment	500.00	0.00	0.00	0.00	500.00	0.00	0.00
01 2120 670 1 000	ELEM TRAVEL EXP/MILEAGE	500.00	0.00	0.00	0.00	500.00	0.00	0.00
01 2120 670 2 000	TRAVEL	1,000.00	0.00	180.00	18.00	820.00	0.00	0.00
01 2120 670 3 000	MS Guidance Travel	500.00	0.00	0.00	0.00	500.00	0.00	0.00
2120 GUIDANCE SERVICES		17,750.00	40.72	1,658.52	9.34	16,091.48	0.00	0.00
2130	HEALTH SERVICES							
01 2130 318 0 000	NURSE CONTRACT	48,000.00	0.00	14,470.66	30.15	33,529.34	0.00	0.00
01 2130 410 0 000	SUPPLIES	1,500.00	0.00	256.34	17.09	1,243.66	0.00	0.00
01 2130 480 0 000	Nurse Equipment	1,000.00	0.00	1,684.46	168.45	(684.46)	0.00	0.00
01 2130 630 0 000	Nurse Dues & Fees	200.00	0.00	0.00	0.00	200.00	0.00	0.00
01 2130 670 0 000	TRAVEL	200.00	0.00	0.00	0.00	200.00	0.00	0.00
2130 HEALTH SERVICES		50,900.00	0.00	16,411.46	32.24	34,488.54	0.00	0.00
2150	SAFETY							
01 2150 319 0 000	SAFETY SERVICES	2,000.00	0.00	0.00	0.00	2,000.00	0.00	0.00

BOARD EXPENDITURE REPORT BY FUNCTION

February 2018

Account Number	Account Description	Revised Budget	Expended During Month	Expenditures to Date	% of Budget	Balance at EOM	A/ P Outstanding	P/ O Outstanding
01 2150 410 0 000	SAFETY SUPPLIES	1,000.00	0.00	35.05	3.51	964.95	0.00	0.00
01 2150 480 0 000	SAFETY EQUIPMENT	4,000.00	0.00	0.00	0.00	4,000.00	0.00	0.00
01 2150 670 0 000	TRAVEL EXPENSE AND MILEAGE	500.00	0.00	400.00	80.00	100.00	0.00	0.00
2150 SAFETY		7,500.00	0.00	435.05	5.80	7,064.95	0.00	0.00
2190	Activities							
01 2190 410 2 000	HS Activity Supplies	3,000.00	0.00	583.75	19.46	2,416.25	0.00	0.00
01 2190 410 3 000	MS Activity Supplies	1,000.00	0.00	0.00	0.00	1,000.00	0.00	0.00
01 2190 480 2 000	Activity Equipment HS	10,000.00	0.00	484.00	4.84	9,516.00	0.00	0.00
01 2190 480 3 000	Activity Equipment MS	4,000.00	0.00	0.00	0.00	4,000.00	0.00	0.00
2190 Activities		18,000.00	0.00	1,067.75	5.93	16,932.25	0.00	0.00
2191	FOOTBALL							
01 2191 410 2 000	Football Supplies HS	250.00	0.00	415.95	166.38	(165.95)	0.00	0.00
01 2191 410 3 000	Football Supplies MS	250.00	0.00	0.00	0.00	250.00	0.00	0.00
01 2191 411 2 000	Other Expenses HS Football	250.00	0.00	0.00	0.00	250.00	0.00	0.00
01 2191 411 3 000	Other Expenses MS Football	250.00	0.00	0.00	0.00	250.00	0.00	0.00
01 2191 412 2 000	High School Football Uniforms	1,000.00	0.00	0.00	0.00	1,000.00	0.00	0.00
01 2191 412 3 000	MS Football Uniforms	1,000.00	0.00	1,310.15	131.02	(310.15)	0.00	0.00
01 2191 480 2 000	HS Football Equipment	500.00	2,120.43	2,120.43	424.09	(1,620.43)	0.00	0.00
01 2191 480 3 000	MS Football Equipment	500.00	866.56	866.56	173.31	(366.56)	0.00	0.00
2191 FOOTBALL		4,000.00	2,986.99	4,713.09	117.83	(713.09)	0.00	0.00
2192	Volleyball							
01 2192 410 2 000	HS Volleyball Supplies	250.00	0.00	541.15	216.46	(291.15)	0.00	0.00
01 2192 410 3 000	MS Volleyball Supplies	250.00	0.00	0.00	0.00	250.00	0.00	0.00
01 2192 411 2 000	Other Expenses HS VB	250.00	0.00	0.00	0.00	250.00	0.00	0.00
01 2192 411 3 000	Other Expenses MS VB	250.00	0.00	0.00	0.00	250.00	0.00	0.00
01 2192 412 2 000	HS VB Uniforms	500.00	0.00	0.00	0.00	500.00	0.00	0.00
01 2192 412 3 000	MS VB Uniforms	1,500.00	0.00	0.00	0.00	1,500.00	0.00	0.00
01 2192 480 2 000	HS VB Equipment	250.00	0.00	0.00	0.00	250.00	0.00	0.00
01 2192 480 3 000	MS VB Equipment	250.00	0.00	218.39	87.36	31.61	0.00	0.00
2192 Volleyball		3,500.00	0.00	759.54	21.70	2,740.46	0.00	0.00
2193	Cross Country							
01 2193 410 2 000	Supplies HS Cross Country	250.00	0.00	774.40	309.76	(524.40)	0.00	0.00
01 2193 410 3 000	Supplies MS Cross Country	100.00	0.00	86.00	86.00	14.00	0.00	0.00
01 2193 411 2 000	Other Expenses HS Cross Country	250.00	0.00	0.00	0.00	250.00	0.00	0.00
01 2193 411 3 000	Other Expenses MS Cross Country	100.00	0.00	0.00	0.00	100.00	0.00	0.00
01 2193 412 2 000	HS Cross Country Uniforms	500.00	0.00	0.00	0.00	500.00	0.00	0.00
01 2193 412 3 000	MS Cross Country Uniforms	1,000.00	0.00	0.00	0.00	1,000.00	0.00	0.00
01 2193 480 2 000	HS Cross Country Equipment	250.00	0.00	0.00	0.00	250.00	0.00	0.00
01 2193 480 3 000	MS Cross Country Equipment	250.00	0.00	0.00	0.00	250.00	0.00	0.00
01 2193 630 2 000	HS Cross Country Fees	2,000.00	0.00	0.00	0.00	2,000.00	0.00	0.00
01 2193 630 3 000	MS Cross Country Fees	1,000.00	0.00	0.00	0.00	1,000.00	0.00	0.00
2193 Cross Country		5,700.00	0.00	860.40	15.09	4,839.60	0.00	0.00
2194	Softball							
01 2194 327 2 000	RENTALS OR LEASES	0.00	0.00	2,505.00	0.00	(2,505.00)	0.00	0.00
01 2194 410 2 000	HS Softball Supplies	250.00	0.00	64.50	25.80	185.50	0.00	0.00
01 2194 411 2 000	Other Expenses HS Softball	250.00	0.00	0.00	0.00	250.00	0.00	0.00
01 2194 412 2 000	HS Softball Uniforms	500.00	0.00	0.00	0.00	500.00	0.00	0.00
01 2194 480 2 000	HS Softball Equipment	500.00	0.00	0.00	0.00	500.00	0.00	0.00
2194 Softball		1,500.00	0.00	2,569.50	171.30	(1,069.50)	0.00	0.00
2195	Speech							
01 2195 410 2 000	HS Speech Supplies	750.00	81.00	853.20	113.76	(103.20)	0.00	0.00
01 2195 410 3 000	MS Speech Supplies	250.00	0.00	42.75	17.10	207.25	0.00	0.00
01 2195 411 2 000	Other Expenses HS Speech	100.00	0.00	383.01	383.01	(283.01)	0.00	0.00

BOARD EXPENDITURE REPORT BY FUNCTION

February 2018

Account Number	Account Description	Revised Budget	Expended During Month	Expenditures to Date	% of Budget	Balance at EOM	A/ P Outstanding	P/ O Outstanding
01 2195 411 3 000	Other Expenses MS Speech	100.00	0.00	0.00	0.00	100.00	0.00	0.00
01 2195 630 2 000	HS Speech Fees	2,800.00	945.00	1,070.00	38.21	1,730.00	0.00	0.00
01 2195 630 3 000	MS Speech Dues & Fees	500.00	0.00	0.00	0.00	500.00	0.00	0.00
01 2195 670 2 000	HS Speech Travel Expense	2,000.00	0.00	0.00	0.00	2,000.00	0.00	0.00
01 2195 670 3 000	MS Speech Travel Expense	500.00	0.00	0.00	0.00	500.00	0.00	0.00
2195 Speech		<u>7,000.00</u>	<u>1,026.00</u>	<u>2,348.96</u>	<u>33.56</u>	<u>4,651.04</u>	<u>0.00</u>	<u>0.00</u>
2196 Wrestling								
01 2196 410 2 000	HS Wrestling Supplies	250.00	0.00	455.85	182.34	(205.85)	0.00	0.00
01 2196 410 3 000	MS Wrestling Supplies	100.00	0.00	258.00	258.00	(158.00)	0.00	0.00
01 2196 411 2 000	Other Expenses HS Wrestling	250.00	0.00	0.00	0.00	250.00	0.00	0.00
01 2196 411 3 000	Other Expenses MS Wrestling	100.00	0.00	0.00	0.00	100.00	0.00	0.00
01 2196 412 2 000	HS Wrestling Uniforms	500.00	0.00	0.00	0.00	500.00	0.00	0.00
01 2196 412 3 000	MS Wrestling Uniforms	500.00	0.00	0.00	0.00	500.00	0.00	0.00
01 2196 480 2 000	HS Wrestling Equipment	250.00	0.00	0.00	0.00	250.00	0.00	0.00
01 2196 480 3 000	MS Wrestling Equipment	250.00	0.00	0.00	0.00	250.00	0.00	0.00
01 2196 630 2 000	HS Wrestling Fees	2,000.00	0.00	0.00	0.00	2,000.00	0.00	0.00
01 2196 630 3 000	MS Wrestling Fees	1,000.00	0.00	0.00	0.00	1,000.00	0.00	0.00
2196 Wrestling		<u>5,200.00</u>	<u>0.00</u>	<u>713.85</u>	<u>13.73</u>	<u>4,486.15</u>	<u>0.00</u>	<u>0.00</u>
2197 Basketball								
01 2197 410 2 001	HS Girls BB Supplies	250.00	0.00	0.00	0.00	250.00	0.00	0.00
01 2197 410 2 002	HS Boys BB Supplies	250.00	0.00	154.80	61.92	95.20	0.00	0.00
01 2197 410 3 001	MS Girls BB Supplies	100.00	0.00	0.00	0.00	100.00	0.00	0.00
01 2197 410 3 002	MS Boys BB Supplies	100.00	0.00	96.75	96.75	3.25	0.00	0.00
01 2197 411 2 001	Other Expenses HS GBB	250.00	0.00	0.00	0.00	250.00	0.00	0.00
01 2197 411 2 002	Other Expenses HS BBB	250.00	0.00	0.00	0.00	250.00	0.00	0.00
01 2197 411 3 001	Other Expenses MS GBB	50.00	0.00	0.00	0.00	50.00	0.00	0.00
01 2197 411 3 002	Other Expenses MS BBB	50.00	0.00	0.00	0.00	50.00	0.00	0.00
01 2197 412 2 001	HS Girls BB Uniforms	500.00	0.00	0.00	0.00	500.00	0.00	0.00
01 2197 412 2 002	HS Boys BB Uniforms	500.00	0.00	0.00	0.00	500.00	0.00	0.00
01 2197 412 3 001	MS Girls BB Uniforms	2,000.00	0.00	0.00	0.00	2,000.00	0.00	0.00
01 2197 412 3 002	MS Boys BB Uniforms	2,000.00	0.00	0.00	0.00	2,000.00	0.00	0.00
01 2197 480 2 001	HS GBB Equipment	125.00	0.00	0.00	0.00	125.00	0.00	0.00
01 2197 480 2 002	HS BBB Equipment	125.00	0.00	0.00	0.00	125.00	0.00	0.00
01 2197 480 3 001	MS GBB Equipment	125.00	0.00	0.00	0.00	125.00	0.00	0.00
01 2197 480 3 002	MS BBB Equipment	125.00	0.00	0.00	0.00	125.00	0.00	0.00
2197 Basketball		<u>6,800.00</u>	<u>0.00</u>	<u>251.55</u>	<u>3.70</u>	<u>6,548.45</u>	<u>0.00</u>	<u>0.00</u>
2198 Track								
01 2198 410 2 000	HS Track Supplies	250.00	50.13	50.13	20.05	199.87	0.00	0.00
01 2198 410 3 000	MS Track Supplies	250.00	0.00	0.00	0.00	250.00	0.00	0.00
01 2198 411 2 000	Other Expenses HS Track	250.00	0.00	0.00	0.00	250.00	0.00	0.00
01 2198 411 3 000	Other Expenses MS Track	250.00	0.00	0.00	0.00	250.00	0.00	0.00
01 2198 412 2 000	HS Track Uniforms	500.00	487.76	487.76	97.55	12.24	0.00	0.00
01 2198 412 3 000	MS Track Uniforms	2,000.00	0.00	0.00	0.00	2,000.00	0.00	0.00
01 2198 480 2 000	HS Track Equipment	500.00	0.00	1,296.00	259.20	(796.00)	0.00	0.00
01 2198 480 3 000	MS Track Equipment	250.00	0.00	0.00	0.00	250.00	0.00	0.00
01 2198 630 2 000	HS Track Fees	2,000.00	0.00	0.00	0.00	2,000.00	0.00	0.00
01 2198 630 3 000	MS Track Fees	1,000.00	0.00	0.00	0.00	1,000.00	0.00	0.00
2198 Track		<u>7,250.00</u>	<u>537.89</u>	<u>1,833.89</u>	<u>25.30</u>	<u>5,416.11</u>	<u>0.00</u>	<u>0.00</u>
2199 Golf								
01 2199 410 2 001	HS Girls Golf Supplies	250.00	0.00	104.35	41.74	145.65	0.00	0.00
01 2199 410 2 002	HS Boys Golf Supplies	250.00	0.00	0.00	0.00	250.00	0.00	0.00
01 2199 411 2 001	Other Expenses HS Girls Golf	250.00	0.00	0.00	0.00	250.00	0.00	0.00
01 2199 411 2 002	Other Expenses HS Boys Golf	250.00	0.00	0.00	0.00	250.00	0.00	0.00
01 2199 480 2 001	HS Girls Golf Equipment	100.00	0.00	0.00	0.00	100.00	0.00	0.00

BOARD EXPENDITURE REPORT BY FUNCTION

February 2018

Account Number	Account Description	Revised Budget	Expended During Month	Expenditures to Date	% of Budget	Balance at EOM	A/ P Outstanding	P/ O Outstanding
01 2199 480 2 002	HS Boys Golf Equipment	100.00	0.00	0.00	0.00	100.00	0.00	0.00
01 2199 630 2 001	HS Girls Golf Fees	1,000.00	0.00	0.00	0.00	1,000.00	0.00	0.00
01 2199 630 2 002	HS Boys Golf Fees	1,000.00	0.00	0.00	0.00	1,000.00	0.00	0.00
01 2199 671 2 000	Student Travel Expense	0.00	0.00	364.00	0.00	(364.00)	0.00	0.00
2199 Golf		3,200.00	0.00	468.35	14.64	2,731.65	0.00	0.00
2212	INST STAFF TRNG AND CURR DEV							
01 2212 319 0 000	OTHER PROF/TECH SERVICES	4,000.00	0.00	7,350.00	183.75	(3,350.00)	0.00	0.00
01 2212 410 0 000	INSERVICE SUPPLIES	1,000.00	262.81	915.39	91.54	84.61	0.00	0.00
01 2212 430 0 000	REFERENCE BOOKS	1,000.00	0.00	0.00	0.00	1,000.00	0.00	0.00
01 2212 670 0 000	INSERVICE EXPENSES	7,500.00	142.00	3,902.65	52.04	3,597.35	0.00	0.00
01 2212 670 2 000	TRAVEL	0.00	0.00	149.98	0.00	(149.98)	0.00	0.00
2212 INST STAFF TRNG AND CURR DEV		13,500.00	404.81	12,318.02	91.24	1,181.98	0.00	0.00
2213	SCHOOL IMPROVEMENT							
01 2213 319 0 000	School Improve Services	3,000.00	0.00	0.00	0.00	3,000.00	0.00	0.00
01 2213 410 0 000	SUPPLIES	1,000.00	0.00	642.98	64.30	357.02	0.00	0.00
01 2213 670 0 000	SCHOOL IMPROVE TRAVEL EXPENSE	3,000.00	0.00	720.00	24.00	2,280.00	0.00	0.00
2213 SCHOOL IMPROVEMENT		7,000.00	0.00	1,362.98	19.47	5,637.02	0.00	0.00
2222	SCHOOL LIBRARY SERVICES							
01 2222 410 1 000	ELEM SUPPLIES	1,000.00	0.00	85.14	8.51	914.86	0.00	0.00
01 2222 410 2 000	LIBRARY SUPPLIES	1,000.00	0.00	262.22	26.22	737.78	0.00	0.00
01 2222 410 3 000	MS Library Supplies	500.00	0.00	0.00	0.00	500.00	0.00	0.00
01 2222 411 1 000	Other Expenses Elem Library	500.00	0.00	0.00	0.00	500.00	0.00	0.00
01 2222 411 2 000	Other Expenses HS Library	500.00	0.00	0.00	0.00	500.00	0.00	0.00
01 2222 411 3 000	Other Expenses MS Library	500.00	0.00	0.00	0.00	500.00	0.00	0.00
01 2222 425 1 000	E-BOOKS	100.00	0.00	0.00	0.00	100.00	0.00	0.00
01 2222 425 2 000	E-BOOKS	300.00	0.00	0.00	0.00	300.00	0.00	0.00
01 2222 425 3 000	MS Lib E-books	100.00	0.00	0.00	0.00	100.00	0.00	0.00
01 2222 430 1 000	LIBRARY BOOKS	3,000.00	0.00	485.95	16.20	2,514.05	0.00	0.00
01 2222 430 2 000	LIBRARY BOOKS	2,500.00	0.00	870.35	34.81	1,629.65	0.00	0.00
01 2222 430 3 000	MS Library Books	1,500.00	203.50	545.44	36.36	954.56	0.00	0.00
01 2222 440 1 000	ELEM PERIODICALS	300.00	0.00	239.67	79.89	60.33	0.00	0.00
01 2222 440 2 000	PERIODICALS	1,500.00	0.00	719.72	47.98	780.28	0.00	0.00
01 2222 440 3 000	MS Library Periodicals	300.00	0.00	272.79	90.93	27.21	0.00	0.00
01 2222 460 1 000	LIBRARY COMPUTER EQUIPMENT	500.00	0.00	0.00	0.00	500.00	0.00	0.00
01 2222 460 2 000	HS Comp Equipment	1,000.00	0.00	0.00	0.00	1,000.00	0.00	0.00
01 2222 460 3 000	MS Lib Comp Equip	1,000.00	0.00	0.00	0.00	1,000.00	0.00	0.00
01 2222 465 1 000	SOFTWARE SUPPORT	600.00	0.00	0.00	0.00	600.00	0.00	0.00
01 2222 465 2 000	SOFTWARE SUPPORT	600.00	0.00	0.00	0.00	600.00	0.00	0.00
01 2222 465 3 000	MS Lib Software	600.00	0.00	0.00	0.00	600.00	0.00	0.00
01 2222 480 1 000	FURNITURE & EQUIPMENT	1,000.00	117.99	117.99	11.80	882.01	0.00	0.00
01 2222 480 2 000	FURNITURE & EQUIPMENT	1,000.00	0.00	0.00	0.00	1,000.00	0.00	0.00
01 2222 480 3 000	MS Lib Furn&Equip	1,000.00	0.00	0.00	0.00	1,000.00	0.00	0.00
01 2222 630 1 000	DUES AND FEES	100.00	0.00	0.00	0.00	100.00	0.00	0.00
01 2222 630 2 000	DUES AND FEES	100.00	0.00	0.00	0.00	100.00	0.00	0.00
01 2222 630 3 000	MS Library Dues & Fees	100.00	0.00	0.00	0.00	100.00	0.00	0.00
01 2222 670 1 000	TRAVEL EXPENSE AND MILEAGE	300.00	0.00	345.95	115.32	(45.95)	0.00	0.00
01 2222 670 2 000	TRAVEL EXPENSE AND MILEAGE	300.00	0.00	299.95	99.98	0.05	0.00	0.00
01 2222 670 3 000	MS Library Travel	300.00	0.00	0.00	0.00	300.00	0.00	0.00
2222 SCHOOL LIBRARY SERVICES		22,100.00	321.49	4,245.17	19.21	17,854.83	0.00	0.00
2310	BOARD OF EDUCATION							
01 2310 342 0 000	REFUNDING BOND FEE	500.00	0.00	0.00	0.00	500.00	0.00	0.00
01 2310 350 0 000	ADVERT-PRINT	12,000.00	397.68	4,865.48	40.55	7,134.52	0.00	0.00
01 2310 351 0 000	SPEC PRINTING	7,500.00	0.00	115.38	1.54	7,384.62	0.00	0.00
01 2310 410 0 000	SUPPLIES	1,000.00	0.00	457.56	45.76	542.44	0.00	0.00

BOARD EXPENDITURE REPORT BY FUNCTION

February 2018

Account Number	Account Description	Revised Budget	Expended During Month	Expenditures to Date	% of Budget	Balance at EOM	A/ P Outstanding	P/ O Outstanding
01 2310 467 0 000	Sparq Software	4,000.00	3,100.00	3,100.00	77.50	900.00	0.00	0.00
01 2310 490 0 000	OTHER SUPPLIES	2,000.00	0.00	0.00	0.00	2,000.00	0.00	0.00
01 2310 630 0 000	DUES-FEES	7,500.00	500.00	500.00	6.67	7,000.00	0.00	0.00
01 2310 670 0 000	TRAVEL	6,000.00	0.00	2,287.70	38.13	3,712.30	0.00	0.00
01 2310 690 0 000	OTHER EXPENSE	12,000.00	0.00	6,174.82	51.46	5,825.18	0.00	0.00
2310 BOARD OF EDUCATION		52,500.00	3,997.68	17,500.94	33.34	34,999.06	0.00	0.00
2320 EXECUTIVE ADMINISTRATION								
01 2320 105 0 000	SUPT SAL	138,000.00	11,041.67	66,250.02	48.01	71,749.98	0.00	0.00
01 2320 140 0 000	SEC SAL	110,000.00	9,637.98	60,860.25	55.33	49,139.75	0.00	0.00
01 2320 210 0 000	SOC SEC	20,000.00	1,569.22	9,644.88	48.22	10,355.12	0.00	0.00
01 2320 220 0 000	RETIREMENT	26,000.00	2,042.69	12,555.68	48.29	13,444.32	0.00	0.00
01 2320 230 0 000	BCBS	45,000.00	3,366.54	20,340.23	45.20	24,659.77	0.00	0.00
01 2320 260 0 000	LIFE INSURANCE	100.00	2.88	17.46	17.46	82.54	0.00	0.00
01 2320 290 0 000	INCOME PROTECTION	800.00	240.50	1,394.23	174.28	(594.23)	0.00	0.00
01 2320 319 0 000	Supt. Other Services	100.00	0.00	0.00	0.00	100.00	0.00	0.00
01 2320 410 0 000	SUPPLIES	4,000.00	245.01	2,467.05	61.68	1,532.95	0.00	0.00
01 2320 480 0 000	FURNITURE & EQUIPMENT	1,500.00	239.97	751.67	50.11	748.33	0.00	0.00
01 2320 630 0 000	DUES-FEES	2,000.00	50.00	1,745.00	87.25	255.00	0.00	0.00
01 2320 670 0 000	TRAVEL	5,000.00	385.68	1,844.75	36.90	3,155.25	0.00	0.00
2320 EXECUTIVE ADMINISTRATION		352,500.00	28,822.14	177,871.22	50.46	174,628.78	0.00	0.00
2330 Legal Services								
01 2330 317 0 000	LEGAL SERVICES	30,000.00	278.00	4,180.50	13.94	25,819.50	0.00	0.00
2330 Legal Services		30,000.00	278.00	4,180.50	13.94	25,819.50	0.00	0.00
2410 OFFICE OF THE PRINCIPAL								
01 2410 110 1 000	PRIN SAL	100,000.00	7,791.67	46,750.02	46.75	53,249.98	0.00	0.00
01 2410 110 2 000	PRIN SAL	100,000.00	7,754.17	46,525.02	46.53	53,474.98	0.00	0.00
01 2410 110 3 000	MS Principal Salary	90,000.00	6,583.33	39,499.98	43.89	50,500.02	0.00	0.00
01 2410 140 1 000	CLERICAL SAL	34,000.00	2,869.79	16,590.19	48.79	17,409.81	0.00	0.00
01 2410 140 2 000	CLERICAL SAL	45,000.00	3,403.03	21,742.48	48.32	23,257.52	0.00	0.00
01 2410 140 3 000	MS Clerical Salary	30,000.00	2,206.11	13,873.97	46.25	16,126.03	0.00	0.00
01 2410 141 1 000	SEC SUB SALARY ELE	100.00	80.00	80.00	80.00	20.00	0.00	0.00
01 2410 141 2 000	SEC SUB SALARY SEC	100.00	0.00	0.00	0.00	100.00	0.00	0.00
01 2410 141 3 000	MS Clerical Sub Salary	500.00	0.00	85.00	17.00	415.00	0.00	0.00
01 2410 210 1 000	SOC SEC	11,000.00	794.94	4,687.13	42.61	6,312.87	0.00	0.00
01 2410 210 2 000	SOC SEC	12,000.00	832.32	5,087.19	42.39	6,912.81	0.00	0.00
01 2410 210 3 000	MS Soc Sec	10,000.00	676.22	4,116.41	41.16	5,883.59	0.00	0.00
01 2410 220 1 000	RETIREMENT	14,000.00	1,053.12	6,256.65	44.69	7,743.35	0.00	0.00
01 2410 220 2 000	RETIREMENT	16,000.00	1,102.09	6,743.32	42.15	9,256.68	0.00	0.00
01 2410 220 3 000	MS Retirement	13,000.00	868.21	5,272.18	40.56	7,727.82	0.00	0.00
01 2410 230 1 000	BCBS	22,000.00	1,709.36	10,290.85	46.78	11,709.15	0.00	0.00
01 2410 230 2 000	BCBS	44,000.00	3,366.54	20,346.65	46.24	23,653.35	0.00	0.00
01 2410 230 3 000	MS Health Ins	20,000.00	1,273.00	7,638.00	38.19	12,362.00	0.00	0.00
01 2410 260 1 000	LIFE INSURANCE	100.00	2.88	17.28	17.28	82.72	0.00	0.00
01 2410 260 2 000	LIFE INSURANCE	100.00	2.88	17.47	17.47	82.53	0.00	0.00
01 2410 260 3 000	LIFE INSURANCE	100.00	2.88	17.10	17.10	82.90	0.00	0.00
01 2410 290 1 000	INC PRO	200.00	12.80	76.80	38.40	123.20	0.00	0.00
01 2410 290 2 000	INC PRO	200.00	13.87	84.46	42.23	115.54	0.00	0.00
01 2410 290 3 000	MS LTD	200.00	10.71	64.26	32.13	135.74	0.00	0.00
01 2410 338 0 000	Principal Repairs	500.00	0.00	0.00	0.00	500.00	0.00	0.00
01 2410 410 1 000	SUPPLIES	2,000.00	0.00	856.97	42.85	1,143.03	0.00	0.00
01 2410 410 2 000	SUPPLIES	4,000.00	10.00	1,060.51	26.51	2,939.49	0.00	0.00
01 2410 410 3 000	MS Supplies	2,500.00	0.00	939.42	37.58	1,560.58	0.00	0.00
01 2410 411 1 000	Other Expenses Elem Prin	3,000.00	108.58	888.26	29.61	2,111.74	0.00	0.00
01 2410 411 2 000	Other Expenses HS Principal	3,000.00	50.95	262.18	8.74	2,737.82	0.00	0.00

BOARD EXPENDITURE REPORT BY FUNCTION

February 2018

Account Number	Account Description	Revised Budget	Expended During Month	Expenditures to Date	% of Budget	Balance at EOM	A/ P Outstanding	P/ O Outstanding
01 2410 411 3 000	Other Expenses MS Principal	3,000.00	213.43	485.20	16.17	2,514.80	0.00	0.00
01 2410 465 0 000	PowerSchool	6,000.00	0.00	0.00	0.00	6,000.00	0.00	0.00
01 2410 480 1 000	FURNITURE	500.00	0.00	0.00	0.00	500.00	0.00	0.00
01 2410 480 2 000	HS FURNITURE & EQUIPMENT	500.00	0.00	0.00	0.00	500.00	0.00	0.00
01 2410 480 3 000	MS Furn&Equip	500.00	0.00	0.00	0.00	500.00	0.00	0.00
01 2410 490 3 000	MS Principal Expenses	0.00	0.00	97.40	0.00	(97.40)	0.00	0.00
01 2410 630 1 000	DUES-FEES	750.00	0.00	20.00	2.67	730.00	0.00	0.00
01 2410 630 2 000	DUES-FEES	750.00	0.00	20.00	2.67	730.00	0.00	0.00
01 2410 630 3 000	MS Fees	750.00	61.00	81.00	10.80	669.00	0.00	0.00
01 2410 670 1 000	TRAVEL	750.00	0.00	0.00	0.00	750.00	0.00	0.00
01 2410 670 2 000	TRAVEL	750.00	0.00	177.92	23.72	572.08	0.00	0.00
01 2410 670 3 000	MS Travel	750.00	0.00	134.57	17.94	615.43	0.00	0.00
01 2410 690 1 000	ASSEMBLY PROGRAMS	1,000.00	600.00	1,100.00	110.00	(100.00)	0.00	0.00
01 2410 690 2 000	ASSEMBLY PROGRAMS	1,000.00	0.00	641.66	64.17	358.34	0.00	0.00
01 2410 690 3 000	MS Assembly	1,000.00	0.00	500.00	50.00	500.00	0.00	0.00
2410	OFFICE OF THE PRINCIPAL	595,600.00	43,453.88	263,127.50	44.18	332,472.50	0.00	0.00
2510	GENERAL ADMIN-BUSINESS SERVICE							
01 2510 240 0 000	WORKMEN'S COMPENSATION	38,000.00	2,333.22	14,004.13	36.85	23,995.87	0.00	0.00
01 2510 315 0 000	AUDIT	5,000.00	0.00	3,650.00	73.00	1,350.00	0.00	0.00
01 2510 318 0 000	BACKGROUND CHECKS	1,000.00	54.00	378.00	37.80	622.00	0.00	0.00
01 2510 340 0 000	Insurance	70,000.00	4,584.66	26,840.61	38.34	43,159.39	0.00	0.00
01 2510 381 0 000	Postage Albion	8,000.00	0.00	3,697.74	46.22	4,302.26	0.00	0.00
01 2510 381 3 000	Postage MS	1,500.00	0.00	1,178.75	78.58	321.25	0.00	0.00
01 2510 382 0 000	Telecommunications Albion	40,000.00	1,107.08	13,852.97	34.63	26,147.03	0.00	0.00
01 2510 382 2 004	Telecommunications Pathways	0.00	57.49	439.21	0.00	(439.21)	0.00	0.00
01 2510 382 3 000	Telecommunications Petersburg	0.00	0.00	253.05	0.00	(253.05)	0.00	0.00
01 2510 410 0 000	SUPPLIES	2,500.00	297.86	1,396.56	55.86	1,103.44	0.00	0.00
01 2510 460 0 000	Business Office Hardware	2,000.00	0.00	619.00	30.95	1,381.00	0.00	0.00
01 2510 465 0 000	Software	9,000.00	0.00	5,331.05	59.23	3,668.95	0.00	0.00
01 2510 480 0 000	FURNITURE & EQUIPMENT	2,500.00	0.00	0.00	0.00	2,500.00	0.00	0.00
2510	GENERAL ADMIN-BUSINESS SERVICE	179,500.00	8,434.31	71,641.07	39.91	107,858.93	0.00	0.00
2610	OPERATION OF PLANT							
01 2610 140 0 000	SALARY CUSTODIAN	300,000.00	23,523.07	131,700.73	43.90	168,299.27	0.00	0.00
01 2610 140 3 000	MS Custodian Salary	100,000.00	7,040.02	41,797.17	41.80	58,202.83	0.00	0.00
01 2610 210 0 000	SOC SEC	23,000.00	1,778.78	9,955.58	43.29	13,044.42	0.00	0.00
01 2610 210 3 000	MS Cust Social Sec	8,000.00	536.15	3,183.03	39.79	4,816.97	0.00	0.00
01 2610 220 0 000	RETIREMENT	30,000.00	2,323.57	12,897.24	42.99	17,102.76	0.00	0.00
01 2610 220 3 000	MS Cust Retirement	10,000.00	691.45	3,885.71	38.86	6,114.29	0.00	0.00
01 2610 230 0 000	BC BS	55,000.00	5,022.97	28,458.43	51.74	26,541.57	0.00	0.00
01 2610 230 3 000	MS Cust Health Ins	16,000.00	1,241.49	7,448.94	46.56	8,551.06	0.00	0.00
01 2610 290 0 000	INC PRO	800.00	89.28	550.19	68.77	249.81	0.00	0.00
01 2610 290 3 000	MS Cust LTD	500.00	31.37	190.38	38.08	309.62	0.00	0.00
01 2610 318 0 000	MAINT AGREEMENTS	10,000.00	161.00	2,543.85	25.44	7,456.15	0.00	0.00
01 2610 318 0 004	PATHWAYS MAINT AGREEMENTS	500.00	34.97	209.82	41.96	290.18	0.00	0.00
01 2610 318 3 000	MS Cust Contracted Services	5,000.00	0.00	473.35	9.47	4,526.65	0.00	0.00
01 2610 321 0 000	FUEL	40,000.00	6,448.92	18,712.88	46.78	21,287.12	0.00	0.00
01 2610 321 0 004	PATHWAYS FUEL	3,500.00	0.00	45.11	1.29	3,454.89	0.00	0.00
01 2610 321 2 004	Pathways Fuel	0.00	509.85	1,627.17	0.00	(1,627.17)	0.00	0.00
01 2610 321 3 000	MS Natural Gas	20,000.00	2,794.61	8,727.01	43.64	11,272.99	0.00	0.00
01 2610 322 0 000	ELECTRICITY	80,000.00	8,024.93	52,737.05	65.92	27,262.95	0.00	0.00
01 2610 322 0 004	PATHWAYS ELECTRICITY	1,000.00	0.00	91.60	9.16	908.40	0.00	0.00
01 2610 322 2 004	ELECTRICITY	0.00	69.49	339.24	0.00	(339.24)	0.00	0.00
01 2610 322 3 000	MS Electricity	13,000.00	899.84	5,496.64	42.28	7,503.36	0.00	0.00
01 2610 323 0 000	WATER/GARBAGE	20,000.00	2,626.71	10,148.83	50.74	9,851.17	0.00	0.00
01 2610 323 0 004	PATHWAYS WATER/GARBAGE	800.00	113.97	113.97	14.25	686.03	0.00	0.00

BOARD EXPENDITURE REPORT BY FUNCTION

February 2018

Account Number	Account Description	Revised Budget	Expended During Month	Expenditures to Date	% of Budget	Balance at EOM	A/ P Outstanding	P/ O Outstanding
01 2610 323 2 004	WATER AND SEWER	0.00	0.00	226.42	0.00	(226.42)	0.00	0.00
01 2610 323 3 000	MS Water&Garbage	3,000.00	703.37	1,350.82	45.03	1,649.18	0.00	0.00
01 2610 327 0 000	Rentals Albion	6,000.00	0.00	0.00	0.00	6,000.00	0.00	0.00
01 2610 327 2 004	Pathways Rent	3,000.00	0.00	250.00	8.33	2,750.00	0.00	0.00
01 2610 327 3 000	Petersburg Leases	3,600.00	0.00	0.00	0.00	3,600.00	0.00	0.00
01 2610 329 0 000	OTHER PROPERTY SERVICES	3,000.00	0.00	5,300.00	176.67	(2,300.00)	0.00	0.00
01 2610 336 0 000	Gas & Oil Albion	3,000.00	0.00	402.37	13.41	2,597.63	0.00	0.00
01 2610 336 3 000	Gas & Oil Petersburg	1,000.00	0.00	261.05	26.11	738.95	0.00	0.00
01 2610 338 0 000	Repairs Albion	30,000.00	148.00	7,038.32	23.46	22,961.68	0.00	0.00
01 2610 338 0 004	Repairs Pathways	1,000.00	0.00	0.00	0.00	1,000.00	0.00	0.00
01 2610 338 3 000	Repairs Petersburg	5,000.00	866.50	4,076.03	81.52	923.97	0.00	0.00
01 2610 410 0 000	SUPPLIES	70,000.00	3,453.87	32,096.43	45.85	37,903.57	0.00	0.00
01 2610 410 2 004	PATHWAYS SUPPLIES	800.00	0.00	22.98	2.87	777.02	0.00	0.00
01 2610 410 3 000	MS Cust Supplies	10,000.00	369.94	2,357.04	23.57	7,642.96	0.00	0.00
01 2610 412 0 000	Lawn Care Albion	8,000.00	0.00	1,746.12	21.83	6,253.88	0.00	0.00
01 2610 480 0 000	Maintenance Equipment	2,000.00	0.00	2,530.48	126.52	(530.48)	0.00	0.00
01 2610 480 3 000	MS Maint Equipment	2,000.00	0.00	0.00	0.00	2,000.00	0.00	0.00
01 2610 530 0 000	Equipment Depreciation	25,000.00	0.00	0.00	0.00	25,000.00	0.00	0.00
01 2610 630 0 000	DUES & FEES	100.00	0.00	0.00	0.00	100.00	0.00	0.00
01 2610 670 0 000	TRAVEL	100.00	0.00	0.00	0.00	100.00	0.00	0.00
2610	OPERATION OF PLANT	913,700.00	69,504.12	398,991.98	43.67	514,708.02	0.00	0.00
2620	MAINTENANCE OF PLANT							
01 2620 327 2 004	PATHWAYS RENTAL	0.00	250.00	1,250.00	0.00	(1,250.00)	0.00	0.00
01 2620 327 3 000	MS Rental Lease	0.00	0.00	2,750.00	0.00	(2,750.00)	0.00	0.00
2620	MAINTENANCE OF PLANT	0.00	250.00	4,000.00	0.00	(4,000.00)	0.00	0.00
2750	REGULAR PUPIL TRANSPORTATION							
01 2750 140 0 000	BUS DRIVER SALARY	65,000.00	5,291.97	25,410.53	39.09	39,589.47	0.00	0.00
01 2750 140 3 000	MS Bus Route	35,000.00	3,084.94	15,654.97	44.73	19,345.03	0.00	0.00
01 2750 141 0 000	BUS DRIVER SALARY ACTIVITY	25,000.00	3,070.70	11,989.77	47.96	13,010.23	0.00	0.00
01 2750 142 0 000	BUS MAINTENANCE TRAVEL	3,000.00	112.50	844.42	28.15	2,155.58	0.00	0.00
01 2750 210 0 000	SOC SEC	7,000.00	638.64	2,822.90	40.33	4,177.10	0.00	0.00
01 2750 210 3 000	MS Bus Soc Sec	2,500.00	233.57	1,180.30	47.21	1,319.70	0.00	0.00
01 2750 220 0 000	RETIREMENT	9,000.00	491.50	2,990.08	33.22	6,009.92	0.00	0.00
01 2750 220 3 000	MS Bus Retirement	3,000.00	186.48	1,296.18	43.21	1,703.82	0.00	0.00
01 2750 230 0 000	HEALTH INSURANCE	13,000.00	396.67	4,234.12	32.57	8,765.88	0.00	0.00
01 2750 230 3 000	HEALTH INSURANCE - PETERSBURG	0.00	92.25	655.08	0.00	(655.08)	0.00	0.00
01 2750 290 0 000	OTHER BENEFITS	500.00	33.96	203.76	40.75	296.24	0.00	0.00
01 2750 319 0 000	LICENSES/FEES	2,500.00	261.00	1,052.19	42.09	1,447.81	0.00	0.00
01 2750 327 0 000	RENTALS OR LEASES	1,500.00	0.00	360.00	24.00	1,140.00	0.00	0.00
01 2750 332 0 000	MILEAGE TO PARENTS PETS	10,000.00	2,485.04	2,485.04	24.85	7,514.96	0.00	0.00
01 2750 336 0 000	GAS AND OIL	70,000.00	5,695.33	28,561.08	40.80	41,438.92	0.00	0.00
01 2750 337 0 000	TIRES AND PARTS	20,000.00	0.00	4,058.59	20.29	15,941.41	0.00	0.00
01 2750 338 0 000	BUS REPAIRS AND MAIN	45,000.00	2,795.65	18,166.22	40.37	26,833.78	0.00	0.00
01 2750 340 0 000	Insurance	12,000.00	968.65	5,662.00	47.18	6,338.00	0.00	0.00
01 2750 540 0 000	Bus Acquisition	100,000.00	0.00	0.00	0.00	100,000.00	0.00	0.00
01 2750 670 0 000	TRAVEL	100.00	0.00	0.00	0.00	100.00	0.00	0.00
01 2750 690 0 000	OTHER TRANS AND MILEAGE	3,000.00	0.00	333.31	11.11	2,666.69	0.00	0.00
2750	REGULAR PUPIL TRANSPORTATION	427,100.00	25,838.85	127,960.54	29.96	299,139.46	0.00	0.00
2760	SCHOOL AGE SPEC ED TRANSPORT							
01 2760 140 1 000	Elem Sped Transportation	10,000.00	507.68	3,206.36	32.06	6,793.64	0.00	0.00
01 2760 140 2 000	SPED TRANSPORTATION	10,000.00	507.68	6,679.00	66.79	3,321.00	0.00	0.00
01 2760 210 1 000	SOCIAL SECURITY	1,000.00	38.83	245.25	24.53	754.75	0.00	0.00
01 2760 210 2 000	SPED TRANS SOC SEC	1,000.00	38.84	510.95	51.10	489.05	0.00	0.00
01 2760 220 1 000	RETIREMENT	1,000.00	50.14	276.71	27.67	723.29	0.00	0.00

BOARD EXPENDITURE REPORT BY FUNCTION

February 2018

Account Number	Account Description	Revised Budget	Expended During Month	Expenditures to Date	% of Budget	Balance at EOM	A/ P Outstanding	P/ O Outstanding
01 2760 220 2 000	SPED TRANS RETIRE	1,000.00	50.15	619.73	61.97	380.27	0.00	0.00
01 2760 290 1 000	LTD	100.00	2.47	13.81	13.81	86.19	0.00	0.00
01 2760 290 2 000	SPED TRANS LTD	100.00	2.47	13.81	13.81	86.19	0.00	0.00
01 2760 332 1 000	MILEAGE TO PARENTS	7,500.00	361.34	2,058.10	27.44	5,441.90	0.00	0.00
01 2760 332 2 000	Mileage to HS Parents	1,000.00	0.00	0.00	0.00	1,000.00	0.00	0.00
01 2760 333 0 000	Transportation pd. to other districts	500.00	0.00	0.00	0.00	500.00	0.00	0.00
2760	SCHOOL AGE SPEC ED TRANSPORT	33,200.00	1,559.60	13,623.72	41.04	19,576.28	0.00	0.00
2765	PRESCHOOL TRANSPORTATION							
01 2765 332 0 000	MILEAGE TO PARENTS	3,000.00	0.00	0.00	0.00	3,000.00	0.00	0.00
2765	PRESCHOOL TRANSPORTATION	3,000.00	0.00	0.00	0.00	3,000.00	0.00	0.00
3400	Categorical Grant							
01 3400 410 0 000	SUPPLIES	0.00	306.59	703.42	0.00	(703.42)	0.00	0.00
01 3400 410 2 000	SUPPLIES	0.00	0.00	66.91	0.00	(66.91)	0.00	0.00
01 3400 480 2 000	FURNITURE & EQUIPMENT	0.00	0.00	7,926.19	0.00	(7,926.19)	0.00	0.00
3400	Categorical Grant	0.00	306.59	8,696.52	0.00	(8,696.52)	0.00	0.00
3551	Career Ed Grant							
01 3551 670 2 000	Career Ed Grant Travel	7,500.00	0.00	3,649.45	48.66	3,850.55	0.00	0.00
3551	Career Ed Grant	7,500.00	0.00	3,649.45	48.66	3,850.55	0.00	0.00
3575	Afterschool Program							
01 3575 140 1 000	Afterschool Salaries	36,000.00	4,210.00	22,430.00	62.31	13,570.00	0.00	0.00
01 3575 210 1 000	SOCIAL SECURITY	6,000.00	322.07	1,715.99	28.60	4,284.01	0.00	0.00
01 3575 220 1 000	RETIREMENT	6,000.00	0.00	0.00	0.00	6,000.00	0.00	0.00
01 3575 290 1 000	LTD	100.00	7.69	45.43	45.43	54.57	0.00	0.00
01 3575 350 1 000	ADVERTISING AND PRINTING	200.00	0.00	0.00	0.00	200.00	0.00	0.00
01 3575 410 1 000	Afterschool Supplies	8,000.00	617.59	4,311.01	53.89	3,688.99	0.00	0.00
01 3575 412 1 000	AfterSchool Snacks	8,000.00	445.55	2,238.39	27.98	5,761.61	0.00	0.00
01 3575 460 1 000	CKC COMPUTER EQUIPMENT	0.00	0.00	949.00	0.00	(949.00)	0.00	0.00
01 3575 480 1 000	After School Equipment	4,000.00	9,268.00	9,268.00	231.70	(5,268.00)	0.00	0.00
01 3575 670 1 000	After School Program Travel Expense	500.00	44.94	203.09	40.62	296.91	0.00	0.00
01 3575 671 1 000	Professional Development	2,000.00	0.00	441.00	22.05	1,559.00	0.00	0.00
3575	Afterschool Program	70,800.00	14,915.84	41,601.91	58.76	29,198.09	0.00	0.00
3576	Beyond the School Bells Grant							
01 3576 410 1 000	Beyond School Bells Supplies	20,000.00	0.00	0.00	0.00	20,000.00	0.00	0.00
3576	Beyond the School Bells Grant	20,000.00	0.00	0.00	0.00	20,000.00	0.00	0.00
4200	TITLE I (CURRENT YR)							
01 4200 110 1 000	TITLE I TEACHING SALARY	45,000.00	3,413.08	20,423.14	45.38	24,576.86	0.00	0.00
01 4200 210 1 000	SOCIAL SECURITY	4,000.00	258.05	1,544.07	38.60	2,455.93	0.00	0.00
01 4200 220 1 000	RETIREMENT	5,000.00	337.13	2,017.32	40.35	2,982.68	0.00	0.00
01 4200 230 1 000	HEALTH INSURANCE	16,000.00	1,266.62	7,599.72	47.50	8,400.28	0.00	0.00
01 4200 260 1 000	LIFE INSURANCE	100.00	2.20	13.20	13.20	86.80	0.00	0.00
01 4200 290 1 000	INC PROTECTION	100.00	0.00	0.00	0.00	100.00	0.00	0.00
4200	TITLE I (CURRENT YR)	70,200.00	5,277.08	31,597.45	45.01	38,602.55	0.00	0.00
4210	Title I Accountability							
01 4210 318 0 000	CONTRACTED OR SECURED SERVICES	4,624.00	0.00	0.00	0.00	4,624.00	0.00	0.00
4210	Title I Accountability	4,624.00	0.00	0.00	0.00	4,624.00	0.00	0.00
4310	TITLE IIA							
01 4310 110 0 000	TITLE IIA STIPENDS	2,000.00	0.00	0.00	0.00	2,000.00	0.00	0.00
01 4310 130 0 000	St. Michael's Stipends	1,000.00	0.00	0.00	0.00	1,000.00	0.00	0.00
01 4310 318 0 000	CONTRACTED OR SECURED SERVICES	4,000.00	0.00	5,200.00	130.00	(1,200.00)	0.00	0.00
01 4310 670 0 000	TRAVEL EXPENSE AND MILEAGE	20,000.00	(659.05)	3,740.95	18.70	16,259.05	0.00	0.00

BOARD EXPENDITURE REPORT BY FUNCTION

February 2018

Account Number	Account Description	Revised Budget	Expended During Month	Expenditures to Date	% of Budget	Balance at EOM	A/ P Outstanding	P/ O Outstanding
4310	TITLE IIA	27,000.00	(659.05)	8,940.95	33.11	18,059.05	0.00	0.00
4404	PRE SCHOOL SPED							
01 4404 110 0 000	SALARY-PROFESSIONAL STAFF	40,000.00	82.50	82.50	0.21	39,917.50	0.00	0.00
01 4404 140 0 000	SpEd Preschool Para	0.00	808.73	4,504.21	0.00	(4,504.21)	0.00	0.00
01 4404 210 0 000	SOCIAL SECURITY	0.00	62.10	320.51	0.00	(320.51)	0.00	0.00
01 4404 220 0 000	RETIREMENT	0.00	88.03	447.30	0.00	(447.30)	0.00	0.00
01 4404 230 0 000	HEALTH INSURANCE	0.00	268.15	1,245.95	0.00	(1,245.95)	0.00	0.00
01 4404 290 0 000	LTD	0.00	3.61	18.05	0.00	(18.05)	0.00	0.00
01 4404 300 0 000	PURCHASED SERVICES	0.00	1,403.20	7,291.80	0.00	(7,291.80)	0.00	0.00
01 4404 370 1 000	Tuition to Other Agencies Elem	0.00	2,077.80	28,189.76	0.00	(28,189.76)	0.00	0.00
4404	PRE SCHOOL SPED	40,000.00	4,794.12	42,100.08	105.25	(2,100.08)	0.00	0.00
4406	IDEA PRESCHOOL(619)BASE 3-4							
01 4406 110 0 000	SALARY-PROFESSIONAL STAFF	3,835.00	0.00	0.00	0.00	3,835.00	0.00	0.00
01 4406 313 0 000	OCCUPATIONAL THERAPY 3-4	0.00	112.00	704.00	0.00	(704.00)	0.00	0.00
4406	IDEA PRESCHOOL(619)BASE 3-4	3,835.00	112.00	704.00	18.36	3,131.00	0.00	0.00
4410	E/P IDEA GRANT							
01 4410 313 1 000	Elem Pupil Services	25,000.00	2,546.35	14,000.66	56.00	10,999.34	0.00	0.00
01 4410 313 2 000	HS Pupil Services	25,000.00	3,930.45	18,334.50	73.34	6,665.50	0.00	0.00
4410	E/P IDEA GRANT	50,000.00	6,476.80	32,335.16	64.67	17,664.84	0.00	0.00
4412	SPED PAROCHIAL SCHOOL SERVICES							
01 4412 313 1 000	SpEd Parochial School Services	13,370.00	1,938.87	11,212.64	83.86	2,157.36	0.00	0.00
4412	SPED PAROCHIAL SCHOOL SERVICES	13,370.00	1,938.87	11,212.64	83.86	2,157.36	0.00	0.00
4992	REAP							
01 4992 318 0 000	CONTRACTED OR SECURED SERVICES	0.00	0.00	1,660.54	0.00	(1,660.54)	0.00	0.00
01 4992 460 0 000	COMPUTER EQUIPMENT (HARDWARE)	30,000.00	0.00	0.00	0.00	30,000.00	0.00	0.00
4992	REAP	30,000.00	0.00	1,660.54	5.54	28,339.46	0.00	0.00
6000	SUMMER SCHOOL							
01 6000 110 1 000	Summer School Elementary	1,800.00	0.00	0.00	0.00	1,800.00	0.00	0.00
01 6000 110 2 000	Summer School Secondary	5,000.00	0.00	1,075.00	21.50	3,925.00	0.00	0.00
01 6000 110 3 000	MS Summer School	1,500.00	0.00	0.00	0.00	1,500.00	0.00	0.00
01 6000 210 1 000	SOCIAL SECURITY	200.00	0.00	0.00	0.00	200.00	0.00	0.00
01 6000 210 2 000	SOCIAL SECURITY	500.00	0.00	82.24	16.45	417.76	0.00	0.00
01 6000 210 3 000	MS Summer School Soc Sec	200.00	0.00	0.00	0.00	200.00	0.00	0.00
01 6000 220 1 000	RETIREMENT	200.00	0.00	0.00	0.00	200.00	0.00	0.00
01 6000 220 2 000	RETIREMENT	500.00	0.00	106.19	21.24	393.81	0.00	0.00
01 6000 220 3 000	MS Summer School Retire	200.00	0.00	0.00	0.00	200.00	0.00	0.00
6000	SUMMER SCHOOL	10,100.00	0.00	1,263.43	12.51	8,836.57	0.00	0.00
8000	OUTGOING TRANSFERS							
01 8000 140 0 000	Outgoing Transfer to Lunch Fund	28,000.00	0.00	0.00	0.00	28,000.00	0.00	0.00
01 8000 752 0 001	Transfer to Activity Fund	10,000.00	(11,870.71)	(11,870.71)	(118.71)	21,870.71	0.00	0.00
01 8000 752 0 002	Transfer Activity - Performing Arts	1,000.00	0.00	0.00	0.00	1,000.00	0.00	0.00
8000	OUTGOING TRANSFERS	39,000.00	(11,870.71)	(11,870.71)	(30.44)	50,870.71	0.00	0.00
Grand Total:		9,957,929.00	681,317.99	4,203,865.18	42.22	5,754,063.82	360.03	0.00

AUGUST 2017 HOT LUNCH BILLS -- ALBION/PETERSBURG

BEGINNING BANK BALANCE \$6,079.04

Bluffs Sanitary Supply	383.61
Brown & Saenger	\$903.99
Cash for Vending Machine	\$109.00
Culligan	\$34.46
Eastman, Jenny	\$400.00
FeeZee	\$41.63
Nebraska Food Distribution	\$1,687.12
Pegler Sysco Food Services	\$706.91
Shiple, Megan	\$27.10

TOTAL	\$4,293.82
Payroll	<u>\$2,619.24</u>

TOTAL EXPENSES FOR AUGUST \$6,913.06

TOTAL DEPOSITS FOR AUGUST \$32,336.45

BANK BALANCE \$31,502.43

SEPTEMBER 2017 HOT LUNCH BILLS -- ALBION/PETERSBURG

BEGINNING BANK BALANCE		\$31,502.43
Appeara	\$189.35	
Cash-Wa Distributing	\$1,989.93	
Culligan	\$34.46	
Ecolab	\$200.65	
FeeZee	\$10.36	
Hiland Dairy	\$387.34	
Hobart	\$441.68	
Leifeld Hardware	\$20.00	
Main Street Hardware	\$35.86	
Molt Manufacturing	\$628.00	
Pegler Sysco Food Services	\$5,138.00	
School Nutrition Association	\$50.50	
Thompson Company	\$479.87	
Thriftyway	\$84.25	
Wordware Inc	\$580.39	
TOTAL	\$10,270.64	
Payroll	<u>\$10,407.74</u>	
TOTAL EXPENSES FOR SEPTEMBER	\$20,678.38	
TOTAL DEPOSITS FOR SEPTEMBER	<u>\$16,390.72</u>	
BANK BALANCE		\$27,214.77

OCTOBER 2017 HOT LUNCH BILLS -- ALBION/PETERSBURG

BEGINNING BANK BALANCE		\$27,214.77
Appeara	\$355.09	
Boone Central School	\$18.84	
Carraher, Wendy	\$6.60	
Cash-Wa Distributing	\$7,540.75	
Criss Co Inc	\$448.50	
Culligan	\$34.46	
Ecolab Food Safety	\$268.86	
Ecolab	\$174.06	
FeeZee	\$39.22	
Gonzalez, Tammy	\$7.10	
Hiland Dairy	\$4,869.12	
Hobart	\$343.96	
Main Street Hardware	\$3.49	
Nebraska Food Distribution	\$3,954.91	
Pegler Sysco Food Services	\$4,693.63	
Rae Valley Market	\$90.35	
Thompson Company	\$620.56	
Thriftyway	\$21.29	
TOTAL	\$23,490.79	
Payroll	<u>\$20,958.30</u>	
TOTAL EXPENSES FOR OCTOBER	\$44,449.09	
TOTAL DEPOSITS FOR OCTOBER	<u>\$37,203.43</u>	
BANK BALANCE		\$19,969.11

NOVEMBER 2017 HOT LUNCH BILLS -- ALBION/PETERSBURG

BEGINNING BANK BALANCE		\$19,969.11
Appeara	\$360.64	
Bernard Food Industries	\$370.04	
Boone Central School	\$93.85	
Cash-Wa Distributing	\$5,959.92	
Criss Co Inc	\$135.00	
Culligan	\$97.41	
Ecolab Food Safety	\$21.31	
FeeZee	\$69.87	
Hiland Dairy	\$4,636.83	
Hoadley, Kelley	\$18.75	
Hobart	\$624.00	
Nebraska Food Distribution	\$4,358.19	
Pegler Sysco Food Services	\$11,362.66	
Rae Valley Market	\$14.43	
Thompson Company	\$580.32	
Thriftyway	\$51.93	
TOTAL	\$28,755.15	
Payroll	<u>\$20,310.76</u>	
TOTAL EXPENSES FOR NOVEMBER	\$49,065.91	
TOTAL DEPOSITS FOR NOVEMBER	<u>\$36,276.58</u>	
BANK BALANCE		\$7,179.78

DECEMBER 2017 HOT LUNCH BILLS -- ALBION/PETERSBURG

BEGINNING BANK BALANCE		\$7,179.78
Appeara	\$455.43	
Applied Connective	\$336.75	
Bernard Food Industries	\$41.12	
Cash-Wa Distributing	\$5,119.69	
Culligan	\$96.81	
Ecolab Food Safety	\$38.33	
FeeZee	\$51.86	
Hiland Dairy	\$3,761.29	
Main Street Hardware	\$6.15	
Nebraska Food Distribution	\$2,718.73	
Pegler Sysco Food Services	\$4,381.38	
Rae Valley Market	\$27.19	
Thompson Company	\$265.64	
Thriftyway	\$132.95	
TOTAL	\$17,433.32	
Payroll	<u>\$17,157.26</u>	
TOTAL EXPENSES FOR DECEMBER	\$34,590.58	
TOTAL DEPOSITS FOR DECEMBER	<u>\$39,744.43</u>	
BANK BALANCE		\$12,333.63

JANUARY 2018 HOT LUNCH BILLS -- ALBION/PETERSBURG

BEGINNING BANK BALANCE		\$12,333.63
Appeara	\$366.45	
Cash-Wa Distributing	\$2,356.54	
Culligan	\$111.91	
FeeZee	\$66.56	
Hiland Dairy	\$3,566.57	
Nebraska Food Distribution	\$3,884.15	
Pegler Sysco Food Services	\$7,770.51	
Thompson Company	\$125.18	
Thriftyway	\$58.74	
TOTAL	\$18,306.61	
Payroll	<u>\$15,993.02</u>	
TOTAL EXPENSES FOR DECEMBER	\$34,299.63	
TOTAL DEPOSITS FOR DECEMBER	<u>\$35,769.10</u>	
BANK BALANCE		\$13,803.10

FEBRUARY 2018 HOT LUNCH BILLS -- ALBION/PETERSBURG

BEGINNING BANK BALANCE		\$13,803.10
Advanced Fire & Safety	\$149.00	
Appeara	\$360.72	
Cash-Wa Distributing	\$4,552.61	
Culligan	\$35.46	
FeeZee	\$105.30	
Hiland Dairy	\$4,687.67	
Nebraska Food Distribution	\$1,372.43	
Pegler Sysco Food Services	\$2,760.02	
Rae Valley Market	\$27.85	
Thompson Company	\$44.94	
Thriftyway	\$31.24	
TOTAL	\$14,127.24	
Payroll	<u>\$20,666.32</u>	
TOTAL EXPENSES FOR FEBRUARY	\$34,793.56	
TOTAL DEPOSITS FOR FEBRUARY	<u>\$38,898.69</u>	
BANK BALANCE		\$17,908.23

MARCH 2017 HOT LUNCH BILLS -- ALBION/PETERSBURG

BEGINNING BANK BALANCE

\$18,892.38

Appeara	\$352.04
Bomgaars	\$3.49
Boone Central Schools	\$19.00
Cash-Wa Distributing	\$2,695.82
Culligan	\$206.35
Eastman, Jenny	\$200.00
FeeZee	\$33.97
Hiland Dairy	\$2,950.07
Midwest Restaurant Supply	\$282.94
Nebraska Food Distribution	\$3,558.87
Pegler Sysco Food Services	\$3,160.10
Rae Valley Market	\$17.21
Thompson's Co	\$76.28
Thriftyway	\$25.14
University of Nebraska Lincoln	\$75.00

TOTAL	\$13,656.28
Payroll	<u>\$14,548.57</u>

TOTAL EXPENSES FOR MARCH \$28,204.85

TOTAL DEPOSITS FOR MARCH \$35,936.57

BANK BALANCE

\$26,624.10

APRIL 2017 HOT LUNCH BILLS -- ALBION/PETERSBURG

BEGINNING BANK BALANCE

\$26,624.10

Appeara	\$444.77
Cash-Wa Distributing	\$4,001.42
Criss Co	\$282.50
Culligan	\$314.05
FeeZee	\$63.82
Hiland Dairy	\$4,404.24
Nebraska Food Distribution	\$38.30
Nebraska School Nutrition Association	\$150.00
Nebraska School Nutrition Association	\$24.00
Pegler Sysco Food Services	\$4,562.34
Rae Valley Market	\$16.20
Thompson's Co	\$313.79
Thriftyway	\$30.90
Wordware Inc.	\$1,814.00
TOTAL	\$16,460.33
Payroll	<u>\$20,633.60</u>
TOTAL EXPENSES FOR APRIL	\$37,093.93
TOTAL DEPOSITS FOR APRIL	<u>\$35,438.44</u>

BANK BALANCE

\$24,968.61

MAY 2017 HOT LUNCH BILLS -- ALBION/PETERSBURG

BEGINNING BANK BALANCE

\$24,968.61

Appeara	\$362.82
Birch, Jacob	\$193.75
Boone Central School	\$15.00
Carder, Mary	\$227.75
Cash-Wa Distributing	\$3,131.58
Culligan	\$70.05
FeeZee	\$57.38
Frey, Jack	\$5.40
Gottier, Vanessa	\$48.60
Hiland Dairy	\$3,679.64
Hosford, Paul	\$23.95
Johnson, Jay	\$68.50
Mangus, Tom	\$12.25
Moncada, Mariana	\$50.75
Roberg, Dave	\$9.10
Pegler Sysco Food Services	\$2,973.06
Rae Valley Market	\$19.09
Seda, Sarah	\$59.00
Stuhr, Rod	\$13.45
Thompson's Co	\$113.24
Thriftyway	\$15.45
Travis, Joel	\$108.70
Voichoski, Roger	\$4.30
Wagner, Kevin	\$17.20
Wesseln, Kim	\$34.90
Worrell, Cory	\$27.60
Wynn, Amber	\$3.10
Yrkoski, Amanda	\$25.45
Zabka, Lori	\$3.85

TOTAL \$11,374.91

Payroll \$17,185.60

TOTAL EXPENSES FOR MAY \$28,560.51

TOTAL DEPOSITS FOR MAY \$25,195.32

BANK BALANCE

\$21,603.42

JUNE 2017 HOT LUNCH BILLS -- ALBION/PETERSBURG

BEGINNING BANK BALANCE

\$21,603.42

Appeara	\$333.65
Cash-Wa Distributing	\$177.73
Criss Co.	\$102.50
Culligan	\$34.46
FeeZee	\$41.49
Hiland Dairy	\$1,088.28
Pegler Sysco Food Services	\$506.47
Rae Valley Market	\$6.03
Seda, Sarah	\$50.00
Thompson's Co	\$56.76
Thriftyway	\$4.95

TOTAL	\$2,402.32
Payroll	<u>\$13,898.68</u>

TOTAL EXPENSES FOR JUNE \$16,301.00

TOTAL DEPOSITS FOR JUNE \$7,736.91

BANK BALANCE

\$13,039.33

JULY 2017 HOT LUNCH BILLS -- ALBION/PETERSBURG

BEGINNING BANK BALANCE

\$13,039.33

Appeara	\$12.81
Culligan	\$34.46
Egan	\$620.43
FeeZee	\$10.00
Marina Inn	\$252.00
Pyramid School Products	\$11.97

TOTAL	\$941.67
Payroll	<u>\$6,645.29</u>

TOTAL EXPENSES FOR JULY \$7,586.96

TOTAL DEPOSITS FOR JULY \$626.67

BANK BALANCE

\$6,079.04

GENERAL FUND

2/1/18 Balance			\$758,612.52
2/5/18	1810 CKC-M. Petsche 2/5	\$30.00	
2/7/18	3200 State of Nebraska - Apportionment 17/18	\$89,907.09	
2/12/18	1810 CKC - ACH	\$1,999.52	
2/20/18	1810 CKC - N. Hardwick	\$118.67	
2/21/18	1810 CKC - M. Petsche 2/9 \$24 cash, 2/15 \$36 #2150	\$60.00	
2/21/18	1810 CKC - Ahlstedt - January 2018	\$118.67	
2/21/18	5600 Grainger - refund	\$234.06	
2/21/18	01 4310 670 0 000 NCSA - refund of duplicate payment for Fall NETA	\$690.00	
2/21/18	01 8000 752 0 001 Newman Grove Public Schools - Fall & Winter Sports Particip	\$11,870.71	
2/21/18	1125 Antelope County - Motor Vehicle	\$3.24	
2/21/18	3131 Antelope County - Property Tax Credit	\$1,343.09	
2/21/18	9000 Antelope County - Bond Fund	\$164.56	
2/21/18	9000 Antelope County - transfer to Bond Fund	-\$164.56	
2/21/18	1125 Boone County - Motor Vehicle	\$103,132.99	
2/21/18	1110 Boone County - Taxes	\$212,806.56	
2/21/18	3133 Boone County -Nameplate Capacity	\$18,724.61	
2/21/18	2110 Boone County - Fines	\$1,404.82	
2/21/18	1620 Boone County - City Violation	\$25.00	
2/22/18	3120 State of Nebraska - SpEd Reimb 16-17	\$54,234.00	
2/28/18	3110 State of Nebraska - State Aid	\$20,840.00	
2/28/18	1410 Interest	\$1,232.79	
	Total Receipts	\$518,775.82	
	Balance and Receipts		\$1,277,388.34
	Disbursements:		
	February payroll and bills	\$693,992.70	
	Void #59295- written to wrong vendor	<u>-\$114.00</u>	
2/28/18 Balance			\$693,878.70
			\$583,509.64
	Premier Money Market Account		
	2/1/18 Beginning Balance	\$794,894.79	
	Interest	1,231.76	
	Transfer to General Fund		
	2/28/18 Ending Balance		\$796,126.55
	Total General Fund		\$1,379,636.19
	February Payroll	\$603,844.65	
	February Bills	\$90,148.05	
	Total	\$693,992.70	

High School Principal Board Report - Erik Kravig

March 12, 2018 - Petersburg

I. 2018 Spring Parent-Teacher Conferences Turnout

<u>Grade</u>	<u>Student Number</u>	<u>2018 Percent</u>	<u>2017 Spring Percent</u>
9	30/47	63.9%	64%
10	33/51	64.7%	63%
11	28/48	58.4%	64%
12	21/40	52.5%	46%

2018 Spring Family percentage = 60.3%

2017 Spring family percentage = 62.0%

2017 Fall family percentage = 82.5%

2017 Fall Turnout

<u>Grade</u>	<u>Percent</u>
9	79%
10	80%
11	86%
12	77%

II. ACT Assessment

A. April 3 - ALL Juniors

B. John Baylor Test Prep

IV. School Improvement External Team Visit Update

EXHIBIT A

BOONE CENTRAL PUBLIC SCHOOLS – PRIVATE SELL OF SCHOOL PROPERTY

The surplus items are listed at fair market value and will only be available for sale to current Boone Central School Employees.

The surplus items will be available to current employees on Wednesday, April 4th. Employees will be required to pay for purchased products prior to pick up on April 4th. All items are subject to 7% sales tax.

Boone Central School Employees will be notified of the items for sell via email. Employees will be required to complete and submit “as is” purchase agreement to the Superintendent.

All items are to be sold “as is”.

- **43 Apple iMac Desktop Computers with power cord and mouse.**
 - \$150.00 each plus sales tax (\$10.50) = \$160.50

- **30 Apple Keyboards**
 - \$5 each plus sales tax (\$0.35) = \$5.35



Elementary Board Report – Jimmy Feeney III

as of March 12th, 2018

Parent-Teacher Conferences

Our Winter Parent-Teacher Conferences were a success. They were held on Wednesday, February 21st, 2018. We had 96% of our students represented at conference. This is higher than average for the Winter Conferences, but a little lower than the Fall of 2017. Please see attached.

Positive Slips

We have begun to send home positive slips to parents. I want to place focus on the little positive efforts students make daily during this difficult time of year. Teachers hand out copies of the slip and send the student to the office. In the office, we will celebrate with the student and mail the slip home to parents.

**BOONE CENTRAL
ELEMENTARY**

When KIND, HELPFUL or RESPECTFUL happens, we like to share....

Student Name:

Teacher Name:

Date:

Thank You!

Rockin' Rally's



Rockin' Rally's have been taking place at the elementary for five years. They are designed to celebrate students and raise the sense of community with students and patrons. Mrs. Feeney coordinates Rockin' Rally's. A typical Rockin' Rally begins with students entering to an upbeat atmosphere with music playing.


- Students who have birthdays during the month come forward to receive a cupcake, sponsored by PTO, and the elementary signs *Happy Birthday*.
- A Kind Cardinal from each grade level is recognized. Teachers share stories of students being kind in our buildings. Student's parents are invited to attend and a Kind Cardinal sign is sent home with each student for the month.
 - October - Jayla Iburg, Vanessa Dorie, Adelaide Kunzman, Koeyn Harris, Haley Salwei, Eli Peter
 - November - KayLee Miller, Katie Lueken, Samantha Gragert, Jarren Kravig, Kaden Kohl, Evy Allbers
 - December - Philip Carnley, Carter Beister, Reagan Hooker, Austin Sharp, Carter Sharp, Landon Winter
 - January: - Carter Lueken, Karrah Redler, Lilly Lozier, Max Grosch, Norah Frey, Hannah Krohn
 - February - Jaden Hagemann, Ella Gompert, Ciara Baker, Mackenzie Kohl, Barret Frey, Kelby Rasmussen

- Ms. Hellbusch recognizes Accelerated Reader (AR) point accomplishments. Students who made the 25, 50, 75 or 100 point benchmarks are asked to stand. Ms. Hellbusch also shares how many library books have been checked out and how many AR quizzes have been completed.
 - 7,456 books checked out through February 22nd
 - AR: 7,615 tests passed out of 8,267 taken
 - 100+ points: 7
 - 75 points: 5
 - 50 points: 16
 - 25 points: 51

- Mr. Imus recognizes students as Sportsmanship Award winners. These are students who exhibit positive sportsmanship during PE and competitive activities.
 - October - Keyin Prochaska, Kali Simons, Gracin Connelly
 - November - Lilly Lozier, Ross David, Abby Bird
 - December - Bentley Iverson
 - January - Hannah Krohn, Max Grosch

Rockin' Rally's end with students and staff completing a challenge. This is a highlight for the students as the challenges often mimic the minute-to-win-it type activities. The entire Rockin' Rally is high energy and focused on positive contributions students make to the school. Rockin' Rally's are held monthly.





Pender Community Center
614 Main Street
P.O. Box 614
Pender, NE 68047

Invoice

Bill To
Boone Central Schools

Date	Invoice No.	P.O. Number	Terms	Project
02/28/18	14			

Item	Description	Quantity	Rate	Amount
Bleachers	Red collapsible bleachers	2	4,250.00	8,500.00
			Subtotal	\$8,500.00
			Sales Tax	\$0.00
			Total	\$8,500.00