



Schuyler Community Schools
SAA Weekly Meeting
Monday, January 13, 2020 1:30 PM
Schuyler Administration Meeting @ SMS SPED Office
401 Adam Street
Schuyler, NE 68661-2400

I. Discussion Items

School Safety and Security Assessment Report 2019



Schuyler Community Schools
Schuyler, Nebraska



School Security Services | a nesbitt & associates company

6130 South 58th Street Suite C, Lincoln, NE 68516

Schuyler Community Schools

October 2019



Disclaimer: *This School Safety and Security Assessment is meant to serve as a guide for Schuyler Community Schools in addressing key principles for safe schools. It is not meant to nor can it address all information regarding risk factors of individual schools. This document shall be regarded as a guide for individual schools in an effort to identify and analyze specific hazards and vulnerabilities which may put the school, its students, staff and faculty at risk. Its purpose is to help schools provide a safe learning and teaching environment for its students and staff.*

THIS ASSESSMENT TOOL IS THE PROPERTY OF NESBITT & ASSOCIATES INC. AND IS COPYRIGHTED PROTECTED. ANY UNAUTHORIZED COPYING IS STRICTLY PROHIBITED.

TABLE OF CONTENTS

EXECUTIVE SUMMARY.....4

INTRODUCTION5

 PURPOSE.....5

 SCOPE5

RISK ASSESSMENT APPROACH.....6

HISTORICAL PERSPECTIVE7

GEOGRAPHICAL LOCATION OF SCHOOLS8

POTENTIAL ENVIRONMENTAL FACTORS9

FIRST RESPONDERS SUPPORT SERVICES10

 FINDINGS.....10

INTERVENTION AND PREVENTION PLANS.....11

 FINDINGS.....11

DEVELOPMENT/ENFORCEMENT OF POLICY.....12

 FINDINGS.....13

 FINDINGS.....14

STAFF DEVELOPMENT15

 FINDINGS.....15

STUDENT DEVELOPMENT.....16

 FINDINGS.....16

PARENT AND COMMUNITY INVOLVEMENT17

 FINDINGS.....17

PREPAREDNESS18

 FINDINGS.....18

RESPONSE19

 FINDINGS.....19

RECOVERY21

 FINDINGS.....21

SECURITY AND SAFETY EQUIPMENT.....22

 FINDINGS.....22



School Safety and Security Assessment

TRANSPORTATION.....	23
FINDINGS.....	23
MISCELLANEOUS	24
FINDINGS.....	24
HIGH SCHOOL EXTERIOR OF THE FACILITIES	25
FINDINGS.....	25
HIGH SCHOOL INTERIOR OF THE FACILITIES.....	26
FINDINGS.....	26
MIDDLE SCHOOL EXTERIOR OF THE FACILITIES.....	27
FINDINGS.....	27
MIDDLE SCHOOL INTERIOR OF THE FACILITIES	28
FINDINGS.....	28
ELEMENTARY SCHOOL EXTERIOR OF THE FACILITIES	29
FINDINGS.....	29
ELEMENTARY SCHOOL INTERIOR OF THE FACILITIES.....	30
FINDINGS.....	30
FISHER 4 SCHOOL EXTERIOR OF THE FACILITIES.....	31
FINDINGS.....	31
FISHER 4 SCHOOL INTERIOR OF THE FACILITIES	32
FINDINGS.....	32
RICHLAND SCHOOL EXTERIOR OF THE FACILITIES	33
FINDINGS.....	33
RICHLAND SCHOOL INTERIOR OF THE FACILITIES.....	34
FINDINGS.....	34
PRE-SCHOOL EXTERIOR OF THE FACILITIES.....	35
FINDINGS.....	35
PER-SCHOOL INTERIOR OF THE FACILITIES	36
FINDINGS.....	36
504 R BUILDING EXTERIOR OF THE FACILITIES.....	37
FINDINGS.....	37



School Safety and Security Assessment

SCHUYLER COMMUNITY SCHOOLS AREA CRIME STATISTICS 38

SCHUYLER COMMUNITY SCHOOLS REGISTERED SEX OFFENDERS 39

APPENDIX A EXTERIOR PHOTOS..... 44

APPENDIX B INTERIOR PHOTOS 45

APPENDIX C MISCELLANEOUS PHOTOS..... 47

APPENDIX D MISCELLANEOUS INFORMATION..... 48

 U. S. SECRET SERVICE ANALYSIS OF TARGETED SCHOOL VIOLENCE 2019 REPORT 48

 SCHOOL-ASSOCIATED VIOLENT DEATH STUDY 49

ABOUT SCHOOL SECURITY SERVICES 51

Executive Summary

The **Schuyler Community Schools** recognizes the need to establish a safe and secure learning environment for their students, staff and public to allow as much free access to their facility, School Security Services a Nesbitt & Associates company has been tasked to conduct a safety and security assessment of the **Schuyler Community Schools** facilities for the purpose of complying with Nebraska Department of Education Rule 10 Compliance. This Safety and Security Assessment Report assesses the use of resources and controls to eliminate and/or manage vulnerabilities that are exploitable by threats internal and external to **Schuyler Community Schools**.

The scope of this safety and security assessment effort is to assist in the identification of physical security and safety measures that can be applied to safeguard or protect organization assets – people, property, and information. The assessment conforms to the minimum ASIS International Guidelines on *Facilities Physical Security Measures ASIS GDL FPSM-2009*. These baseline security requirements address security controls in the areas of crime prevention through environmental design, physical barriers and site hardening, physical entry and access control, security lighting, intrusion detection systems, video surveillance, security personnel, and security policies and procedures.

The safety and security assessment is conducted in accordance with the methodology described in ASIS International Guideline, *General Security Risk Assessment Guideline*. The methodology used to conduct this safety and security assessment is qualitative, and no attempt was made to determine any annual loss expectancies, asset cost projections, or cost-effectiveness of security safeguard recommendations.

The assessment was a follow-up of a more in-depth assessment conducted in 2013 and a follow up in 2016, 2017 and 2018. This current assessment was conducted in October 2019 and the following provides an overview of the vulnerabilities and recommended safeguards that the District completed.

Introduction

Purpose

Vulnerability assessment is the ongoing process for identifying and prioritizing risks to the individual schools and school districts. It also includes designing a system of accountability with measurable activities and timelines to address risks. As schools continue to plan and prepare for critical events that could have severe consequences, identifying the appropriate vulnerability assessment tool(s) is an important step for helping schools to understand what they are at risk from and just how seriously they could be affected. Schools need to use appropriate tools to capture the relevant data needed to inform the development and maintenance of customized plans.

Vulnerability assessment tools may vary from one school site to another, depending on variables such as: location, environment, size, structure, student population and school culture. For example, schools may be located in urban or rural environments, may have limited or greater resources, or may have specific populations with their own unique needs. As a result, vulnerability assessments must be customized on an individual district and basis, taking all of these factors into consideration.

Scope

The scope of this safety and security assessment assessed the system's use of resources and controls (implemented or planned) to eliminate and/or manage vulnerabilities exploitable by threats internal and external to the **Schuyler Community Schools**. If exploited, these vulnerabilities could result in:

- Unauthorized entry to your facilities
- Damage of your property
- Injury or death of students, staff and the public

Recommended safety and security safeguards will allow administrators to make decisions about safety and security-related initiatives.

Risk Assessment Approach

This safety and security assessment methodology and approach conforms to the minimum ASIS International Guidelines on *Facilities Physical Security Measures ASIS GDL FPSM-2009*. The assessment is comprehensive in scope and evaluates safety and security vulnerabilities affecting your school's safety and security posture. The assessment recommends appropriate safety and security safeguards, permitting administrators to make knowledge-based decisions about safety and security-related initiatives. The methodology addresses the following types of controls:

- Historical Perspective
- School Climate and Culture
- Community Support Services
- Geographical Location of School
- Intervention and Prevention Plans
- Development/Enforcement of Policies
- Procedures for Data Collection
- Staff Development
- Student Development
- Parent and Community Involvement
- Preparedness
- Response
- Recovery
- Exterior Areas
- Interior Areas
- Safety and Security equipment
- Transportation
- Area Crime Statistics

Historical perspective

Schuyler Community Schools are located in Colfax County Nebraska. The Schuyler Community School District encompasses all of Colfax and sections of Saunders and Butler counties. Schuyler Community Schools is a Class 3 District, is fully accredited by the North Central Association of Colleges and Schools and the State of Nebraska under the direction of six Board Members. The District has a Pre-School, Elementary School, Middle School, High School, two rural schools (Fisher 24 and Richland) and an inactive school building near Rogers. Schuyler Community School's enrollment for the 2018-2019 school years is 2034 students.

Schuyler Community Schools have six individual learning centers; Pre-School, Elementary School, Middle School, High School, two rural schools (Fisher 24 and Richland) and 504 R` School near Rogers. An involved Board of Education, cohesive Administrative Team, dedicated patrons, students, staff and parents all promote success. The District provides high-quality educational opportunities for all students and recognizes the importance of a well-rounded educational experience. The District reviews data, curriculum and learning goals to maintain a clear vision of how to prepare students for the future. Rigorous academic standards are aligned to the State standards. Locally developed assessments connected to the State standards have been developed. Various support systems including Special Education, English Language Learning, High Ability, Athletics, and Fine Arts support student learning. All stakeholders provide the necessary components to help meet the District's mission: Build upon our tradition of academic excellence by providing our students with a comprehensive and challenging educational experience that develops the whole person. Schuyler Community Schools strives to help students actualize their potential and become socially responsible American citizens that place a premium on showing compassion and respect for one another.

The Administrative organization:

Superintendent, Assistant Superintendent, High School Principal, Middle School Principal and Elementary School Principal.

The Schuyler Community Schools District has a working relationship with local law enforcement agencies and the fire department.

Geographical Location of Schools

The High School, Middle School, Elementary School, Pre-School are located in the community of Schuyler. Fisher 21 School is located 4 miles north of Schuyler. Richland School is located 9 miles west of Schuyler. The 504 R School is 5 miles east of Schuyler.

The following is a list of high-risk facilities and transportation systems that are in close proximity to the school. These systems and sites should be considered potential risks for the school and plans should be made accordingly.

Schuyler Community Schools is within 3 miles of the following facilities or environmental sites which may pose a threat to the school.

- Nebraska Highways 30 and 15. The main risk factor is the amount of commercial traffic that this highway generates and the various commodities that are transported. Accidents involving hazardous material could impact the normal operation of the District.
- Platte River, Shell Creek and Lost Creek. The main risk factor is the possibility of flooding. This river and the two tributaries have a history of floods could impact the normal operation of the District.
- Railroad. The main risk factor is the amount of rail traffic that this is generated and the various commodities that are transported. Accidents involving hazardous material could impact the normal operation of the District.
- Convenient Stores. These types of businesses are exposed to criminal activity as well as having hazardous fuels on their property.
- Grain and Fertilizer businesses. The various hazardous products that these businesses store could impact the normal operation of the District if an accident occurred.
- Airport. The various hazardous is an aircraft incident that could impact the normal operation of the District if an accident occurred.
- Packing Plant. The main risk factor is the hazardous chemicals that this plant uses to operate and could impact the normal operation of the District if an accident occurred.

Potential Environmental Factors

Our Assessment is noted in RED					
Hazard	Frequency	Magnitude	Warning	Severity	Risk Priority
Aircraft Impact	4 Highly likely 3 Likely 2 Possible 1 Unlikely	4 Catastrophic 3 Critical 2 Limited 1 Negligible	4 Minimal 3 6-12 hours 2 12-24 hours 1 24 + hours	4 Catastrophic 3 Critical 2 Limited 1 Negligible	o High o Medium o Low
Earthquake	4 Highly likely 3 Likely 2 Possible 1 Unlikely	4 Catastrophic 3 Critical 2 Limited 1 Negligible	4 Minimal 3 6-12 hours 2 12-24 hours 1 24 + hours	4 Catastrophic 3 Critical 2 Limited 1 Negligible	o High o Medium o Low
Fire	4 Highly likely 3 likely 2 Possible 1 Unlikely	4 Catastrophic 3 Critical 2 Limited 1 Negligible	4 Minimal 3 6-12 hours 2 12-24 hours 1 24 + hours	4 Catastrophic 3 Critical 2 Limited 1 Negligible	o High o Medium o Low
Flood	4 Highly likely 3 Likely 2 Possible 1 Unlikely	4 Catastrophic 3 Critical 2 Limited 1 Negligible	4 Minimal 3 6-12 hours 2 12-24 hours 1 24 + hours	4 Catastrophic 3 Critical 2 Limited 1 Negligible	o High o Medium o Low
Winter Storm	4 Highly likely 3 Likely 2 Possible 1 Unlikely	4 Catastrophic 3 Critical 2 Limited 1 Negligible	4 Minimal 3 6-12 hours 2 12-24 hours 1 24 + hours	4 Catastrophic 3 Critical 2 Limited 1 Negligible	o High o Medium o Low
Tornado	4 Highly likely 3 Likely 2 Possible 1 Unlikely	4 Catastrophic 3 Critical 2 Limited 1 Negligible	4 Minimal 3 6-12 hours 2 12-24 hours 1 24 + hours	4 Catastrophic 3 Critical 2 Limited 1 Negligible	o High o Medium o Low

It should be noted that the extreme weather that occurred caused many issues with roads in the District this past year.

First Responders Support Services

Service	Approximate response time
Police Department	0-15 minutes
Sheriff	0-30 minutes
State Patrol	0-45 minutes
Hospital	0-15 minutes
Life Flight	60 plus minutes
EMS/Ambulance	0-15 minutes
Fire Department	0-15 minutes
Haz-Mat Team	60 plus minutes

Findings

1. The District does a good job of involving first responders to the school.
2. The District has provided updated floor plans with first responders.

Intervention and Prevention Plans

Schuyler Community Schools District is proactive in its efforts to create and maintain a safe and secure learning environment for students as well as a safe workplace for staff within the district. The focus on safety begins with the schools developed safety and security management plan, which is in the process of being updated. The school’s safety committee meets routinely and addresses safety concerns and training for the District.

Staff is assigned to monitor the drop off and loading areas to help ensure the safety of students during dismissal. Students are required to have written permission to leave the school during school hours as well as having written permission to be transported by a friend, relative or non-custodial parent.

Well defined means of communication has been established both within and outside of the school. Playground staff with high risk students and administration use radios and/or cellular telephones to ensure effective communication during an emergency or potentially dangerous situation.

Fire drills are practiced routinely in accordance with State statute.

Severe weather drills are practiced annually.

Lockdown drills are conducted.



Access into the classrooms is restricted if the room is vacant.

The building and grounds are monitored by law enforcement during non-school hours as well as school hours.

Findings

3. All rooms have Quick Reference Guides and staff are aware and utilize them.
4. The District employs a Student Services Director who oversees the School Resource Officer.

- Command Staff Actions
- Teachers/Staff Actions



Development/Enforcement of Policy

Schuyler Community Schools District has multiple policies in place for staff and students which are contained in the staff, student and parent handbooks. The policies and crisis response plan are all reviewed routinely, but not annually. There is a formal school wide discipline procedure.

A chain of command has been established in the schools for emergency situations. It is understood who is next in charge in the event of an emergency even if administration is out of the building. There is a formal procedure for announcing or declaring an emergency and advising staff who is the incident commander for the emergency.

The District is in the process of updating their emergency safety and security management plan. The schools Safety Committee, who is responsible for mitigation of emergencies, meet at least annually. Proactive security measures have been taken for all school sponsored activities and property including transportation.


There are procedures in place to effectively manage students with disabilities during an emergency/crisis event.

The school does have a visitor policy in place, for all visitors to report to the office, sign in and receive a visitor badge, which is to be worn at all times while in the school.

Policies and procedures for monitoring students have been established. Schuyler Community Schools District does use opportunities NOT to suspend or expel students from school if there is a behavioral problem that needs to be addressed; the parents are part of the disciplinary process. All students are treated with fairness and consistency.

Sportsmanship programs are in place and parents play a significant role in the rules, behavioral expectations and sportsmanship. Law enforcement in the area is always made aware and invited to the school sponsored sporting activities and events but only occasionally attend. Staff and personnel, take it upon themselves to be vigilant and provide a safe environment for students, athletes and spectators.

THE DISTRICT USES A SOFTWARE SYSTEM TO LOG IN VISITORS, VOLUNTEERS, VENDORS, STUDENTS, FACULTY AND STAFF AND PRINTS OUT A BADGE. WE COMMEND THE DISTRICT FOR IMPLEMENTING A SOFTWARE SYSTEM TO ISSUE BADGES AND TRACK INDIVIDUALS.



Findings

5. All staff should annually review and sign off on the emergency safety and security management plan.
6. Refresher training on the National Incident Management System (NIMS) and Incident Command System (ICS).
7. Use identifiable clothing or vests for security personnel (non-law enforcement personnel) during extracurricular events since law enforcement presence is not always available.
8. Provide better record keeping of Safety Committee meeting minutes.



Sample of Vests

Procedures for Data Collection

All violations of State and Federal law are reported to law enforcement. The following information may be included, bullying, cheating, disrespect, etc... Records or data have been established and are analyzed to identify recurring problems and are kept in the office. Disruptive students are relocated to the office and teachers complete an incident report regarding the behavior. The reports are part of the power school system and logged as entries. Any accident reports are submitted to the principal.

Findings

9. Review and update annually the incident reporting system at the high school level.

Staff Development

Schuyler Community Schools District has certified staff with an average 13.5 years of teaching experience.

The staff/student ratio allows for individualized attention for the students.

Findings

10. Provide guidance and/or individual threat assessment in place that will assist staff in identifying an insider threat by a student, staff or a community family member. This individual threat assessment includes risks for suicide, homicide, hostage or active shooter threats.
11. Continue training all staff in conflict resolution methods.
12. Continue training all staff on how to monitor and recognize possible threats to incoming deliveries and mail.
13. Refresher training all staff in the implementation of the emergency safety and security management plan has been completed.
14. Refresher training all administration and staff in National Incident Management Planning for Schools and the Incident Command System has been completed.
15. Train all administration and staff on personal safety, basic first aid, CPR and AED.
16. Continue to provide safety and violence prevention information.
17. Continue to provide diversity awareness training for staff and students.
18. Additional staff are assigned to the special education students during emergency events due to unknown responses by individuals in a crisis situation.

Student Development

Schuyler Community Schools District has a combined student enrollment of 2043 student (2018-2019). The graduation rate is 85%. 262 students were white, 6 identify with two or more races, 1681 Hispanic, 3 Asian and 13 American Indian or Alaska native, 69 Black or African American and 0 Native Hawaiian or Other Pacific Islander.

The District has 38% of their students enrolled in their English Learner program.

The District has 11% of their students enrolled in their Special Education Program.

The District provides opportunity for recognition of students who excel in academics and sports, creating a positive and nurturing environment.

Students receive training on their responsibility to avoid becoming victims of violence (i.e., by avoiding high-risk situations, etc.). Schuyler Community Schools District utilizes the guidance counselor to provide ongoing instruction for students on character education and decision making/choices.

The schools are proactive in assistance to students who are faced with conflict or emergencies. Diversity awareness training, anger management training and conflict resolution programs are available to the students.

The school also provides information to students and parents on resources throughout the community to assist with the above topics.

Students are encouraged to share concerns and complaints without loss of confidentiality. Programs within the community have been identified and are available to students and their families to assist those who are at risk academically.

Findings

19. Continue the training to students on dating violence prevention and healthy relationships to fall in line with major school events, i.e....homecoming, dances, prom etc....
20. Re-enforce student expectations regarding bullying behaviors at junior and high school levels.

Parent And Community Involvement

Schuyler Community Schools District effectively communicates with parents, making them aware of behavioral expectations and is informed of changes in a timely manner.

The community supports the school's programs and activities that instruct on safety and non-violence.

Schuyler Community Schools District has a constructive relationship with local law enforcement and reports all incidents as required by law.

Findings

21. Continue to include specialists from the community, including other law enforcement officers, and other first responders on the safety committee to assist with annual recommendations, plan audits and reviews.
22. After practicing reunification drills, involve the parents and community on an actual reunification drill either off-site or on-site.

Preparedness

Guidance for preparedness focuses on the process of planning for the worst-case scenario.

Findings

23. Communicate all rules, regulations and safety procedures with staff on a regular basis.
24. Include parents, students and community specialists in your safety planning procedures.
25. Provide training opportunities in safety preparedness as part of in-service assemblies to help foster staff confidence.
26. Conduct Lock Down, Lock Out, Shelter In Place, and Off-Site Evacuation Drills, with debriefings after to build staff confidence.
27. The normal Fire Drill is to evacuate from the same direction and location. As with any incident, the normal evacuation route may not be available, recommend that the normal route be blocked during a drill to make the staff aware that they need to think beyond the normal during an incident.

Response

Acquire the steps to take during an incident.

Findings

28. Conduct individual room drills with specific guidance for staff and students.
29. Adopt National Incident Management System/ Incident Commander System (NIMS/ICS) training on-line, practice on non-emergency activities (fall celebrations, homecoming, prom, etc....).
30. Allow multiple staff to practice specialized duties, (incident commander, public information officer, liaison, etc....)
31. Conduct multiple training exercises, to include, tabletop, functional drills and full-scale exercises.
32. Have safety back-packs in each classroom. See suggested list on next page.

Safety Back-pack Suggested Contents		
Item	Expiration	Replace
Bottle of Water 1 Liter	None	As Needed
Aleve or similar product	Yes	2 years after purchase
Wet Ones Hand Wipes	Yes	2 years after purchase
Hand Crank Flashlight/Radio	None	As Needed
Playing Cards in Waterproof Case	None	As Needed
#8 Home/Office Scissors	None	As Needed
Crayons (64 Pack)	None	As Needed
Insect Repellent 6oz	None	As Needed
Whistle with Cord	None	As Needed
Memo Book 4x6	None	As Needed
Hand Sanitizer 3oz	Yes	1 year after purchase
Hard Candy 2 packages	Yes	1 year after purchase
Duct Tape 2 "x 10 yards	None	As Needed
Ultra-Thin Pads 18 count	None	As Needed
Hand Warmers 10 pack	None	As Needed
1 st Aid Kit Personal Travel Size	None	As Needed
Emergency Blanket	None	As Needed
Rope 3/16" x 75ft	None	As Needed
Bungee Cord 2 pack 36 inch	None	As Needed
Disposable Gloves Latex Free 12 pack	None	As Needed
Construction Paper package	None	As Needed
Tarp 6'x8'	None	As Needed
Mechanical Pencil	None	As Needed
Plastic Bucket/Lid 5 gallon	None	As Needed
Toilet Paper 1 roll	None	As Needed
Original Purchased Date: 10/30/2019		

Recovery

The phases the School District will have to deal with on how to restore the learning and teaching environment after an incident.

Findings

33. Run-through reunification protocol in your gym first, then attempt off-site locations.
34. Include contact information for specialty resources the school may need to utilize for a significant incident clean-up.

Security And Safety Equipment

The District does have security surveillance systems.

The District does have access control systems.

The District does have sprinkler systems.

The District does have AED's in each building.

There are no emergency generators.

A private company does perform maintenance and inspections of the fire alarm system, fire extinguishers and sprinkler system.

Findings

35. The District has been proactive in the installation of a building wide access control system.
36. Recommend that the District installs emergency generators at the High School, Middle School and Elementary School.

Transportation

The District operates its own transportation system. The District does comply with all required inspections and drills.

The District has leased a portion of a building to house the buses.

- All vehicles that transport students are equipped with first aid kits.
- The buses do have a list of assigned students for the travel itinerary.
- There are procedures in place for staff to request the use of vehicles.
- Communications is via cell phones.
- The buses are equipped with security surveillance systems.

Findings

- 37. With a secure building for the buses, the District has taken a good step in securing their buses.**
- 38. The walk-in door to this portion of the building has a numbered key pad lock which enables the District to change the code if needed.**

Miscellaneous

There were Unsecured District vehicles at Middle School this year.

The District has replaced Venuetize Safety & Security software with NaviGate Prepared. This platform securely stores and shares emergency operating procedures and response plans used by the District's staff and first responders. Our firm has been given access to this software.

Findings

39. One vehicle was unsecured on the west side of the Middle School. Vehicle was secured by the inspection team. See Appendix C
40. November and December reports for NaviGate were reviewed. See Appendix C

High School Exterior of the Facilities

Our Inspection Team conducted a physical inspection of the following categories:

- Exterior entrances.
- Fencing.
- Landscaping.
- Lighting.
- Parking areas.
- Play Areas and Athletic Field.
- Safety issues.
- Security issues.
- Signage.
- Windows.

Findings

41. All exterior doors should have standard signage informing visitors to use the main entrance.
42. Perimeter areas should have signage that states “Security Surveillance System In Use”, “No Weapons Allowed”, “Drug Free Zone” and “Delivery Area”. The signage should be standardized for all buildings in the various school locations.
43. Recommend that all windowless exterior doors have peep hole devices installed so that individuals from the inside can view the exterior prior to opening a door.
44. The District has numbered exterior doors.
45. Construction is in process of the new gym and parking area on the westside.
46. Windows open boiler area. See Appendix A
47. Door #2 and #4A were unsecure. See Appendix A
48. Not all lights were operational on Door #1.

High School Interior of the Facilities

Our Inspection Team conducted a physical inspection of the following categories:

- Interior entrance.
- Interior rooms.
- Lighting.
- Safety issues.
- Security issues.
- Signage.
- Windows.

Findings

49. Recommend all electrical panels be secured.

50. Door #12 is chained due to construction of the new gym. Recommend a sign that reads Construction Area No Access and tape over the Exit Sign. See Appendix B

51. Door #14 did close properly this year.

52. Emergency Light near Door #24 was not operational. Recommend that all Emergency Lights be checked and batteries replaced. See Appendix B

53. Office personnel did have me sign in/out and requested if I return to sign back in.

Middle School Exterior of the Facilities

Our Inspection Team conducted a physical inspection of the following categories:

- Exterior entrances.
- Fencing.
- Landscaping.
- Lighting.
- Parking areas.
- Play Areas and Athletic Field.
- Safety issues.
- Security issues.
- Signage.
- Windows.

Findings

54. All exterior doors should have standard signage informing visitors to use the main entrance.
55. Perimeter areas should have signage that states “Security Surveillance System In Use, “No Weapons Allowed”, “Drug Free Zone” and “Delivery Area”. The signage should be standardized for all buildings in the various school locations.
56. Recommend that all windowless exterior doors have peep hole devices installed so that individuals from the inside can view the exterior prior to opening a door.
57. Door #2 was unsecure (maintenance office) and no one inside. Recommend that all exterior doors be secured. See Appendix A
58. Lights not operational westside, doors 3 and 14. See Appendix A

Middle School Interior of the Facilities

Our Inspection Team conducted a physical inspection of the following categories:

- Interior entrance.
- Interior rooms.
- Lighting.
- Safety issues.
- Security issues.
- Signage.
- Windows.

Findings

59. The utility, telephone, internet and mechanical room should have signage that state this is a utility room as well as this is a restricted area. It should be noted that these rooms were secured.
60. Recommend all electrical panels be secured.
61. Recommend that signage be placed to show the severe weather shelter locations.
62. The new community recreational center indoor field has a few emergency lights damaged due to various balls striking them. These items have been repaired.
63. Office personnel did have me sign in and asked me to remove the visitor sticker from the High School.
64. The windows on the east-side have been repaired.

Elementary School Exterior of the Facilities

Our Inspection Team conducted a physical inspection of the following categories:

- Exterior entrances.
- Fencing.
- Landscaping.
- Lighting.
- Parking areas.
- Play Areas and Athletic Field.
- Safety issues.
- Security issues.
- Signage.
- Windows.

Findings

65. Perimeter areas should have signage that states “Security Surveillance System In Use, “No Weapons Allowed”, “Drug Free Zone” and “Delivery Area”. The signage should be standardized for all buildings in the various school locations.
66. All exterior doors should have standard signage informing visitors to sign in at the main office entrance and obtain a visitor’s badge.
67. All exterior doors are numbered.
68. Key lock box on the exterior of the building. The Principal advised that the First Responders and Police Department have been issued card accessed to the building.
69. There were several lights not operational on the east and north sides of the building.

Elementary School Interior of the Facilities

Our Inspection Team conducted a physical inspection of the following categories:

- Interior entrance.
- Interior rooms.
- Lighting.
- Safety issues.
- Security issues.
- Signage.
- Windows.

Findings

70. Recommend that signage be placed to show the severe weather shelter locations.
71. Staff did a good job of asking if they could help me. Even though I had on a visitor badge, they still questioned in a professional manner if they could help.
72. Mechanical Room near Classroom 229 was unsecured. See Appendix B
73. No visible Quicken Reference Guide in Classroom 229.

Fisher 4 School Exterior of the Facilities

Our Inspection Team conducted a physical inspection of the following categories:

- Exterior entrances.
- Fencing.
- Landscaping.
- Lighting.
- Parking areas.
- Play Areas and Athletic Field.
- Safety issues.
- Security issues.
- Signage.
- Windows.

Findings

74. Perimeter areas should have signage that states “Security Surveillance System In Use, “No Weapons Allowed”, “Drug Free Zone” and “Delivery Area”. The signage should be standardized for all buildings in the various school locations.
75. All exterior doors should have standard signage informing visitors to sign in at the main office entrance and obtain a visitor’s badge.
76. All exterior doors should be numbered. The north door is not numbered.
77. Lights on the west, north sides and Door 6 are non-operational.

Fisher 4 School Interior of the Facilities

Our Inspection Team conducted a physical inspection of the following categories:

- Interior entrance.
- Interior rooms.
- Lighting.
- Safety issues.
- Security issues.
- Signage.
- Windows.

Findings

78. Recommend that signage be placed to show the severe weather shelter locations.
79. Fire extinguishers outdated inspection tags. See Appendix B

Richland School Exterior of the Facilities

Our Inspection Team conducted a physical inspection of the following categories:

- Exterior entrances.
- Fencing.
- Landscaping.
- Lighting.
- Parking areas.
- Play Areas and Athletic Field.
- Safety issues.
- Security issues.
- Signage.
- Windows.

Findings

80. Perimeter areas should have signage that states “Security Surveillance System In Use, “No Weapons Allowed”, “Drug Free Zone” and “Delivery Area”. The signage should be standardized for all buildings in the various school locations.

81. Door 5 would not close properly. Called Director of Facilities and he advised that he would contact the company that just worked on the door to fix the issue.

82. Lights not functioning on the north side as well as the street light on north side.

83. Motion sensor lights on Doors 3 and 5 only have one working bulb.

Richland School Interior of the Facilities

Our Inspection Team conducted a physical inspection of the following categories:

- Interior entrance.
- Interior rooms.
- Lighting.
- Safety issues.
- Security issues.
- Signage.
- Windows.

Findings

84. Recommend that signage be placed to show the severe weather shelter locations.
85. In the storage area off of the gym that leads to Door 5 has items too close to the door. See Appendix B

Pre-School Exterior of the Facilities

Our Inspection Team conducted a physical inspection of the following categories:

- Exterior entrances.
- Fencing.
- Landscaping.
- Lighting.
- Parking areas.
- Play Areas and Athletic Field.
- Safety issues.
- Security issues.
- Signage.
- Windows.

Findings

86. Perimeter areas should have signage that states “Security Surveillance System In Use, “No Weapons Allowed”, “Drug Free Zone” and “Delivery Area”. The signage should be standardized for all buildings in the various school locations.

87. All exterior doors should have standard signage informing visitors to sign in at the main office entrance and obtain a visitor’s badge.

88. Upon arrival, the staff did inquiry about my visit.

Per-School Interior of the Facilities

Our Inspection Team conducted a physical inspection of the following categories:

- Interior entrance.
- Interior rooms.
- Lighting.
- Safety issues.
- Security issues.
- Signage.
- Windows.

Findings

89. Recommend that signage be placed to show the severe weather shelter locations.
90. Items that were an issue in the kitchen area that blocked the exit door have been removed.
91. There is a table next to the gym door that partially blocks it. Recommend removing this table. See Appendix B

504 R Building Exterior of the Facilities

Our Inspection Team conducted a physical inspection of the following categories:

- Exterior entrances.
- Fencing.
- Landscaping.
- Lighting.
- Parking areas.
- Play Areas and Athletic Field.
- Safety issues.
- Security issues.
- Signage.
- Windows.

Findings

92. This building is no longer used.

93. Not all exterior lights are functional.

Schuyler Community Schools Area Crime Statistics

The Schuyler Police Department is the primary law enforcement agency for your school area. Below are crime statistics for Colfax County for the years 2016, 2017 and 2018 from the Nebraska Commission on Law Enforcement and Criminal Justice*.

Type of Crime	2016	2017	2018
Violent Offenses	6	5	13
Property Offenses	25	31	65
Simple Assault	14	24	48

Violent Offenses: Homicide, Rape, Robbery, Assault


Property Offenses: Burglary, Larceny, Motor Vehicle Theft, Arson

Statistics on Adult and Juvenile arrest for combined years 2016, 2017 and 2018

Juvenile (0-17 years old)	112
Adult (18 years and older)	546

*is only as accurate with the information provided by law enforcement agencies.

Schuyler Community Schools Registered Sex Offenders



Name:Rafael Ignacio Avila-Juarez	
Alias(s):	
Date of Birth:8/17/1993	Registration Duration:Lifetime
Race:White	Sex:Male
Height:5' 7"	Weight:163 lbs
Hair:Black	Eyes:Brown
Addresses:	
(Reported by Registrant as of 2/7/2018)	
Physical/Main Address 220 East 9th Street Schuyler, NE 68661	



Name: Jeremy Michael Krupka	
Alias(s):Jeremy M Krupka	
Date of Birth:8/26/1986	Registration Duration:Lifetime
Race:White	Sex:Male
Height:6' 1"	Weight:191 lbs
Hair:Brown	Eyes:Green
Addresses:	
(Reported by Registrant as of 2/6/2019)	
Physical/Main Address 615 East 17 th Street Schuyler, NE 68661	



Name: Jeffrey Otto Cech	
Alias(s): Jeff Cech, Jeffrey O Cech	
Date of Birth: 5/21/1985	Registration Duration: 25-Year
Race: White	Sex: Male
Height: 5' 8"	Weight: 160 lbs
Hair: Brown	Eyes: Green
Addresses:	
(Reported by Registrant as of 11/1/2019)	
Physical/Main Address 922 East 9 th Street Schuyler, NE 68661	



Name: Mizael Angel Ibarra	
Alias(s): Mizael A Ibarra	
Date of Birth: 9/9/1999	Registration Duration: 15 Years
Race: White	Sex: Male
Height: 5' 7"	Weight: 180 lbs
Hair: Black	Eyes: Brown
Addresses:	
(Reported by Registrant as of 4/19/2019)	
Physical/Main Address 1619 B Street Schuyler, NE 68661	



Name:Gustavo Lira-Vargas	
Alias(s):Gustavo Lira, Gustavo V Lira, Gustavo Vargas, Gustavo Lira Vargas	
Date of Birth:7/5/1965	Registration Duration:Lifetime
Race:White	Sex:Male
Height:5' 11"	Weight:210 lbs
Hair:Black	Eyes:Hazel
Addresses:	
<i>(Reported by Registrant as of 6/24/2019)</i>	
Physical/Main Address 1622 C St Schuyler, NE 68661	



Name:Amanda Lynn Martens	
Alias(s):Amanda L Martens	
Date of Birth:9/29/1979	Registration Duration:25-Year
Race:White	Sex:Female
Height:5' 9"	Weight:345 lbs
Hair:Brown	Eyes:Brown
Addresses:	
<i>(Reported by Registrant as of 3/23/2016)</i>	
Physical/Main Address 621 Gold Street Schuyler, NE 68661	



Name:Luiz Marino Vetter	
Alias(s):Luiz M Vetter	
Date of Birth:7/7/1990	Registration Duration:25-Year
Race:White	Sex:Male
Height:5' 10"	Weight:210 lbs
Hair:Black	Eyes:Brown
Addresses:	
<i>(Reported by Registrant as of 1/24/2018)</i>	
Physical/Main Address 213 Meadow Ln Schuyler, NE 68661	



Name:Terry Lee Wear	
Alias(s):Terry L Wear	
Date of Birth:5/19/1965	Registration Duration:Lifetime
Race:White	Sex:Male
Height:5' 9"	Weight:187 lbs
Hair:Blond or Strawberry	Eyes:Blue
Addresses:	
<i>(Reported by Registrant as of 2/23/2015)</i>	
Physical/Main Address 607 E 7th Street Schuyler, NE 68661	



Name:Ronald Allen Faltys	
Alias(s):Ronald A. Faltys	
Date of Birth:8/24/1951	Registration 25 Year
Race:White	Sex:Male
Height:6' 1"	Weight:235 lbs
Hair:Blond or Gray	Eyes:Brown
Addresses:	
<i>(Reported by Registrant as of 12/28/2018)</i>	
Physical/Main Address 115 D Street Schuyler, NE 68661	



Name:Ronald Christian Jahir Garcia Gonzalez	
Alias(s):Christian Jahir Garcia, Christian J. Garcia-Gonzales	
Date of Birth:1/13/1997	Registration 15 Year
Race:White	Sex:Male
Height:5' 5"	Weight:130 lbs
Hair:Black	Eyes:Brown
Addresses:	
<i>(Reported by Registrant as of 2/19/2019)</i>	
Physical/Main Address 210 West 7 th Street Schuyler, NE 68661	

Appendix A Exterior Photos


Doors #2 and 4A High School unsecure



Windows open boiler area High School



Door #2 unsecure Middle School



Door #14 light out
westside/northside
lights out




Appendix B Interior Photos

AED blocked High School hallway




Gym door High School should be labeled construction area do not enter and exit sign covered



Door #24 emergency light non-operational High School



Gate not closed leads to storage area High School



School Safety and Security Vulnerability Assessment

Pre-School desk partial block door gym



Door #5 blocked Richland School



Out-dated inspection fire extinguisher Fisher School



Door unsecure utility area Elementary School



Appendix C Miscellaneous Photos

NavGate Reports

<p>NavGate Prepared November Drills Completed</p> <p>November Drill Summary for Schuyler Community Schools This shows what drills each building had scheduled and completed in November.</p> <p>3 Schools did not schedule any drills in November:</p> <p>Team Name</p> <p>4R Elementary Schuyler Elementary Schuyler Preschool</p> <p>3 Schools did not complete at least one drill in November:</p> <table border="1"> <thead> <tr> <th>Team Name</th> <th>Status</th> </tr> </thead> <tbody> <tr> <td>Fishers Elementary</td> <td>Completed 1 of 2 drills</td> </tr> <tr> <td>Schuyler Central High School</td> <td>Completed 0 of 1 drill</td> </tr> <tr> <td>Schuyler Middle School</td> <td>Completed 0 of 2 drills</td> </tr> </tbody> </table> <p>1 School has successfully posted all scheduled drills:</p> <table border="1"> <thead> <tr> <th>Team Name</th> <th>Status</th> </tr> </thead> <tbody> <tr> <td>Richland Elementary</td> <td>Completed 2 drills</td> </tr> </tbody> </table> <p><small>This is an automated message. To opt out, Log into Navigate Prepared and Deselect 'Receive Monthly Drill Statistics' in your User Account settings.</small></p> <p><small>NavGate Prepared • www.navigateprepared.com • (866) 850-5958 (8am - 5pm EST)</small></p>	Team Name	Status	Fishers Elementary	Completed 1 of 2 drills	Schuyler Central High School	Completed 0 of 1 drill	Schuyler Middle School	Completed 0 of 2 drills	Team Name	Status	Richland Elementary	Completed 2 drills	<p>NavGate Prepared December Drills Scheduled</p> <p>December Drill Forecast for Schuyler Community Schools This shows you how many drills each building has already scheduled for December.</p> <p>3 Schools have not scheduled any drills for December:</p> <p>Team Name</p> <p>4R Elementary Schuyler Elementary Schuyler Preschool</p> <p>4 Schools have scheduled at least one drill in December:</p> <table border="1"> <thead> <tr> <th>Team Name</th> <th>Status</th> </tr> </thead> <tbody> <tr> <td>Fishers Elementary</td> <td>1 scheduled drill</td> </tr> <tr> <td>Richland Elementary</td> <td>1 scheduled drill</td> </tr> <tr> <td>Schuyler Central High School</td> <td>1 scheduled drill</td> </tr> <tr> <td>Schuyler Middle School</td> <td>1 scheduled drill</td> </tr> </tbody> </table> <p><small>This is an automated message. To opt out, Log into Navigate Prepared and Deselect 'Receive Monthly Drill Log Statistics' in your User Account settings.</small></p> <p><small>NavGate Prepared • www.navigateprepared.com • (866) 850-5958 (8am - 5pm EST)</small></p>	Team Name	Status	Fishers Elementary	1 scheduled drill	Richland Elementary	1 scheduled drill	Schuyler Central High School	1 scheduled drill	Schuyler Middle School	1 scheduled drill
Team Name	Status																						
Fishers Elementary	Completed 1 of 2 drills																						
Schuyler Central High School	Completed 0 of 1 drill																						
Schuyler Middle School	Completed 0 of 2 drills																						
Team Name	Status																						
Richland Elementary	Completed 2 drills																						
Team Name	Status																						
Fishers Elementary	1 scheduled drill																						
Richland Elementary	1 scheduled drill																						
Schuyler Central High School	1 scheduled drill																						
Schuyler Middle School	1 scheduled drill																						

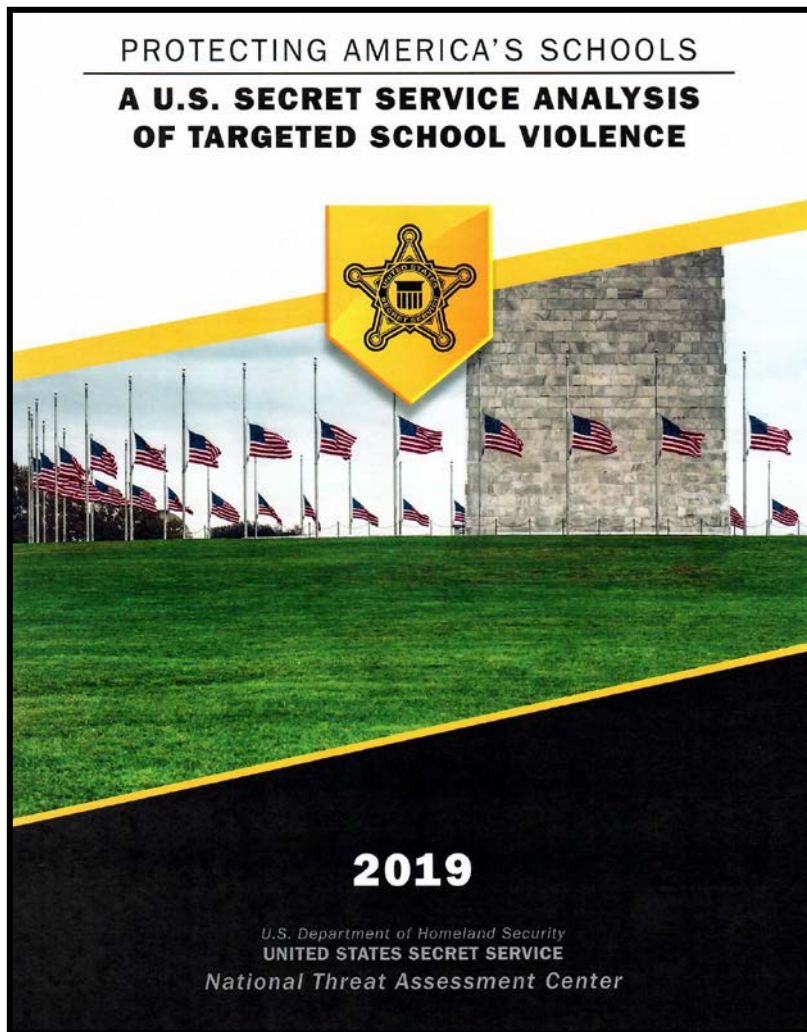
Van unsecure Middle School



Appendix D Miscellaneous Information

U. S. Secret Service Analysis of Targeted School Violence 2019 Report

<https://www.secretservice.gov/data/protection/ntac/uss-s-analysis-of-targeted-school-violence.pdf>



School-Associated Violent Death Study

Center for Disease Control and Prevention 1992-2016

Homicide is the second leading cause of death among youth aged 5-18. Less than 2% of these homicides occur on school grounds, on the way to/from school, or at or on the way to/from a school-sponsored event. The School-Associated Violent Death Surveillance System (SAVD-SS) monitors school-associated violent deaths across the U.S. Information is collected each year from media databases and law enforcement officials. SAVD-SS presents the most recent data available on:

- school-associated violent deaths
- common features of these events
- risk factors for perpetration and victimization

These data play an important role in assessing national trends in school-associated violent deaths and helping inform efforts to prevent fatal school violence.

Major Findings

Case Definition

A case is defined as a violent death (i.e, homicide, suicide, or legal intervention) that occurs on school property, on the victim's way to/from school, or at or on the victim's way to/from a school-sponsored event. Violent deaths associated with functioning U.S. primary and secondary schools, both public and private, are included in the surveillance system.

- About 90% of school-associated youth homicide incidents from 1994-2016 involved only one victim.
- Multiple-victim incidents accounted for only 10% of all school-associated youth homicide incidents from 1994-2016, but involved a disproportionate number of all youth homicide victims (18.6%) during this time.
- Single-victim school-associated homicides are similar to youth homicides unrelated to schools, often involving male, racial/ethnic minority victims, and occurring in urban settings.
- While single-victim school-associated youth homicide rates remained stable from 1994–2016, multiple-victim school-associated youth homicide incidence rates increased significantly from July 2009 to June 2018.
- From 1994-2018, 95% of multiple-victim school-associated youth homicides were caused by firearm-related injuries.
- Firearms used in school-associated homicides and suicides came primarily from the perpetrator's home or from friends or relatives.

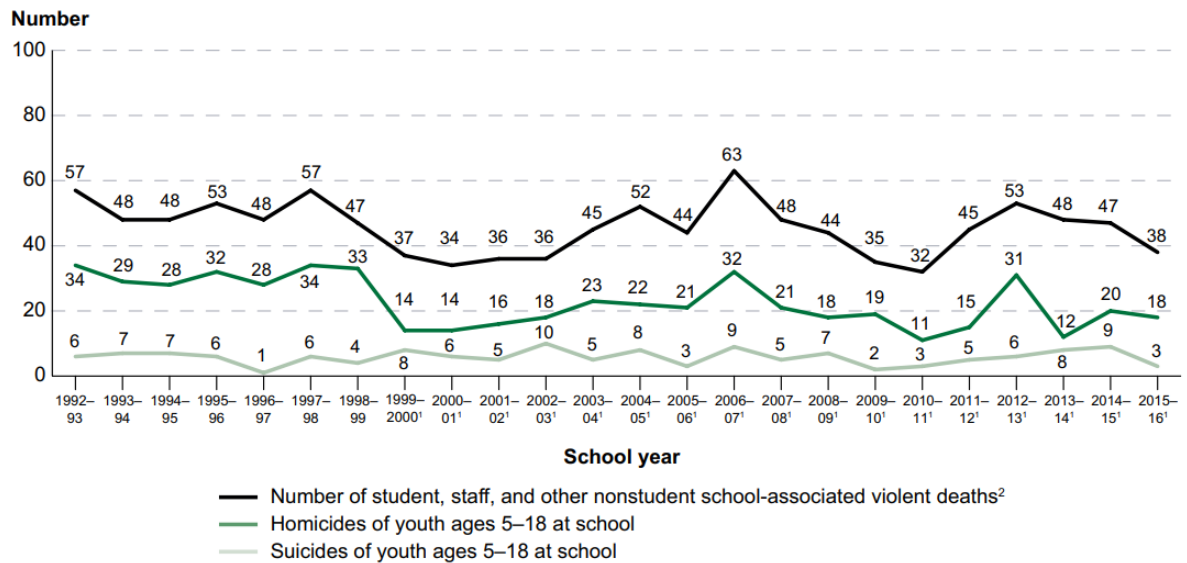
School Safety and Security Vulnerability Assessment

- Nearly 50% of homicide perpetrators gave some type of warning signal, such as making a threat or leaving a note, before the event.

These findings underscore the importance of preventing violence at school as well as in communities.

Trends in School-Associated Violent Deaths—1992-2016

Figure 1.1. Number of student, staff, and other nonstudent school-associated violent deaths, and number of homicides and suicides of youth ages 5–18 at school: School years 1992–93 to 2015–16



¹ Data from 1999–2000 onward are subject to change until law enforcement reports have been obtained and interviews with school and law enforcement officials have been completed. The details learned during the interviews can occasionally change the classification of a case. For more information on this survey, see appendix A.

² A school-associated violent death is defined as “a homicide, suicide, or legal intervention death (involving a law enforcement officer), in which the fatal injury occurred on the campus of a functioning elementary or secondary school in the United States,” while the victim was on the way to or from regular sessions at school, or while the victim was attending or traveling to or from an official school-sponsored event. Victims may include not only students and staff members, but also others at school, such as students’ parents and community members.

NOTE: “At school” includes on the property of a functioning elementary or secondary school, on the way to or from regular sessions at school, and while attending or traveling to or from a school-sponsored event. In this indicator, the term “at school” is comparable in meaning to the term “school-associated.” All data are reported for the school year, defined as July 1 through June 30.

SOURCE: Centers for Disease Control and Prevention (CDC), 1992–2016 School-Associated Violent Death Surveillance System (SAVD-SS) (partially funded by the U.S. Department of Education, Office of Safe and Healthy Students), unpublished tabulation (October 2018).

School Safety and Security Vulnerability Assessment

About School Security Services



This assessment was conducted by the staff of School Security Services, a Nesbitt and Associates Inc. company and is led by an Executive Team with over fifty years of award-winning experience in law enforcement and public safety. We provide security solutions for businesses, educational and financial institutions, healthcare, government, and individuals that protect lives, assets, maintains order, and public image.

With our team of professionally trained and experienced operatives, consultants, and strategic partners, Nesbitt & Associates helps our clients to:

- Prevent, prepare, respond, and recover from emergencies and critical incidents
- Identify security and policy weaknesses that threaten lives, assets, daily operations, income, and public order or image
- Develop and implement safety and security measures that protect lives, infrastructure, operations, and assets.
- Deal with inappropriate and/or threatening behavior that puts individuals and assets at risk
- Learn about strategies to identify threat and protect individuals from physical harm, and assets from loss or damage.

School Security Services - a Nesbitt & Associates Company
6130 South 58th Street, Suite C
Lincoln, NE 68516
Phone: 402-325-1019
Fax: 888-715-1419
schoolsecurity@nesbittassociates.com
www.nesbittassociates.com