

**O'NEILL PUBLIC SCHOOLS
BOARD OF EDUCATION**

Monday, April 16, 2018
7:30 PM

Administrative Office
410 E. Benton
O'Neill, NE 68763

**REGULAR MEETING
AGENDA**

{{Name: Agenda Item Name}} {{Speaker: Agenda Item Speakers}}
{{Rationale: Agenda Item Rationale}} {{RecommendedMotions: Agenda Item Recommended Motions}} {{Goals: Agenda Item Goals}}
{{AgendaItemEnd}}

1. Call to Order

A. Roll Call

B. Excused/Unexcused Board Members

2. Pledge of Allegiance

3. Approve Meeting Agenda

4. Approve Minutes of Previous Meeting(s)

5. Reception of Visitors

6. Oral and Written Communications

7. Old Business

A. Building Project Update

B. ESU #8 Special Education Contract

8. New Business

A. Disposal of Modular Building #1

B. Classified Staff Compensation

C. Additional Compensation Rates

D. Staff Resignations

E. Teacher Contracts

F. Nursing Services for 2018-2019

G. Policy #503.07 - Pregnant or Parenting Students

H. Option Enrollment Report

9. Administrative Reports

10. Bills and Claims and Payroll Report

11. Adjournment

The agenda sequence is provided as a courtesy only. The board reserves the right to consider each item in any sequence it deems appropriate. Therefore, we encourage visitors to attend the meeting from the beginning. As a result of a majority vote by the board, certain agenda items may be clearly necessary to discuss in executive session in order to protect the public interest or to prevent needless injury to the reputation of an individual, and if the individual has not requested a public meeting.

O'Neill Public Schools
Board of Education Regular School Board Meeting
Monday, March 12, 2018

Board Members

Jim Gotschall - President
Ellen Boshart - Vice President
Jim Wakefield - Vice President-Elect
Amy Jo Rowse - Member
Jim Sibbel - Member
Tom Stepp - Member

Administrators

Amy Shane – Superintendent
Corey Fisher - High School Principal
Jim York - Elementary School Principal
Jill Brodersen - Elementary School Assistant Principal
Nick Hostert - Activities Director
Shannon Stelling - Special Education Director

Board Secretary

Kathleen Marvin

Board Treasurer

Carol Hammerlun

Attendance Taken at 7:30 PM.

Ellen Boshart: Present
Jim Gotschall: Present
Amy Jo Rowse: Present
Tom Stepp: Present
Jim Wakefield: Present
Jim Sibbel: Absent

1. Call to Order

The **regular board meeting** of the O'Neill Public School Board of Education was called to order by President Jim Gotschall at 7:30 pm, on Monday, March 12, 2018 at the Administrative Offices at 410 East Benton, O'Neill, Nebraska. This meeting was advertised in the Holt County Independent on March 1, 2018, over KBRX radio and posted at the school buildings, the school district website, and the O'Neill Post Office.

1.A. Roll Call

Administrators Jill Brodersen, Corey Fisher, Nick Hostert, Amy Shane, Shannon Stelling, and Jim York were present.

Steve Brown, Building and Grounds Director, was also present.

1.B. Excused/Unexcused Board Members

Jim Sibbel's absence was excused.

2. Pledge of Allegiance

The Pledge of Allegiance was recited.

3. Approve Meeting Agenda

A motion to approve the meeting agenda, passed with a motion by Amy Jo Rowse and a second by Tom Stepp.

Ellen Boshart: Yea, Jim Gotschall: Yea, Amy Jo Rowse: Yea, Tom Stepp: Yea, Jim Wakefield: Yea Yea: 5, Nay: 0

4. Approve Minutes of Previous Meeting(s)

A motion to approve the minutes of the February 12, 2018 regular meeting, passed with a motion by Ellen Boshart and a second by Tom Stepp.

Ellen Boshart: Yea, Jim Gotschall: Yea, Amy Jo Rowse: Yea, Tom Stepp: Yea, Jim Wakefield: Yea Yea: 5, Nay: 0

5. Reception of Visitors

Visitors were welcomed and informed that this meeting was in compliance with the Nebraska Open

Meetings Act which is posted on the south wall of the board room.

6. Oral and Written Communications

7. Old Business

7.A. Building Project Update

Mrs. Shane updated the board on the status of the building project and reminded the building and grounds committee about the update meeting set for Tuesday, March 13, 2018 at 3:30 pm at the Administrative Office. No action necessary.

7.B. Library Coverage for 2018-19

The administrative team has recommended sharing one certified media specialist between the school buildings with appropriate support from para-educators. No action taken.

8. New Business

8.A. ESU #7 Special Education Services Contract

A motion to contract with ESU #7 for transition services for the 2018-19 school year passed with a motion by Amy Jo Rowse and a second by Ellen Boshart.

Ellen Boshart: Yea, Jim Gotschall: Yea, Amy Jo Rowse: Yea, Tom Stepp: Yea, Jim Wakefield: Yea
Yea: 5, Nay: 0

8.B. ESU #8 Special Education Contract

No action taken.

8.C. Financial Entities for School District Deposits

A motion to move the deposits in our Building Fund and Depreciation Fund to Mutual of Omaha, passed with a motion by Tom Stepp and a second by Amy Jo Rowse.

Ellen Boshart: Yea, Jim Gotschall: Yea, Amy Jo Rowse: Yea, Tom Stepp: Yea, Jim Wakefield: Yea
Yea: 5, Nay: 0

A motion to move the General Fund accounts to Great Plains Bank, passed with a motion by Tom Stepp and a second by Amy Jo Rowse.

Ellen Boshart: Yea, Jim Gotschall: Yea, Amy Jo Rowse: Yea, Tom Stepp: Yea, Jim Wakefield: Yea
Yea: 5, Nay: 0

8.D. Certified Non-Teaching Staff Salaries

A motion to set salaries for certified non-teaching staff as proposed, passed with a motion by Ellen Boshart and a second by Amy Jo Rowse.

Ellen Boshart: Yea, Jim Gotschall: Yea, Amy Jo Rowse: Yea, Tom Stepp: Yea, Jim Wakefield: Yea
Yea: 5, Nay: 0

8.E. Staff Resignations

A motion to accept Monte Grossnicklaus's resignation, passed with a motion by Ellen Boshart and a second by Amy Jo Rowse.

Ellen Boshart: Yea, Jim Gotschall: Yea, Amy Jo Rowse: Yea, Tom Stepp: Yea, Jim Wakefield: Yea
Yea: 5, Nay: 0

A motion to accept Tony Horacek's resignation, passed with a motion by Amy Jo Rowse and a second by Ellen Boshart.

Ellen Boshart: Yea, Jim Gotschall: Yea, Amy Jo Rowse: Yea, Tom Stepp: Yea, Jim Wakefield: Yea
Yea: 5, Nay: 0

8.F. Summer Food Program

A motion to offer the Summer Food program during the summer of 2018, passed with a motion by Ellen Boshart and a second by Amy Jo Rowse.

Ellen Boshart: Yea, Jim Gotschall: Yea, Amy Jo Rowse: Yea, Tom Stepp: Yea, Jim Wakefield: Yea
Yea
Yea: 5, Nay: 0

8.G. Option Enrollment Report

The report was reviewed. No action necessary.

9. Administrative Reports Administrative reports were presented.

10. Bills and Claims and Payroll Report

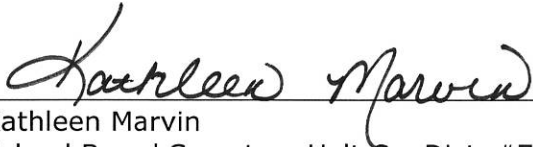
A motion to approve the bills and claims and accept the payroll report, passed with a motion by Amy Jo Rowse and a second by Ellen Boshart.

Ellen Boshart: Yea, Jim Gotschall: Yea, Amy Jo Rowse: Yea, Tom Stepp: Yea, Jim Wakefield: Yea Yea: 5, Nay: 0

11. Adjournment

A motion to adjourn at 8:15 pm, passed with a motion by Amy Jo Rowse and a second by Ellen Boshart.

Ellen Boshart: Yea, Jim Gotschall: Yea, Amy Jo Rowse: Yea, Tom Stepp: Yea, Jim Wakefield: Yea Yea: 5, Nay: 0



Kathleen Marvin

School Board Secretary Holt Co. Dist. #7

O'NEILL PUBLIC SCHOOLS
BOARD OF EDUCATION SPECIAL MEETING MINUTES
Monday, March 26, 2018

Board Members

Jim Gotschall - President
Ellen Boshart - Vice President
Jim Wakefield - Vice President-Elect
Amy Jo Rowse - Member
Jim Sibbel - Member
Tom Stepp - Member

Board Secretary

Kathleen Marvin

Administrators

Amy Shane - Superintendent
Corey Fisher - High School Principal
Jim York - Elementary School Principal
Jill Brodersen - Elementary School Assistant Principal
Nick Hostert - Activities Director
Shannon Stelling - Special Education Director

Board Treasurer

Carol Hammerlun

Attendance Taken at 12:00 PM

Ellen Boshart: Present
Jim Gotschall: Present
Amy Jo Rowse: Present
Tom Stepp: Present
Jim Sibbel: Absent
Jim Wakefield: Absent

1. Call to Order

The **special board meeting** of the O'Neill Public School Board of Education was called to order by President Jim Gotschall at 12:00 PM, on Monday, March 26, 2018 at the Administrative Offices at 410 East Benton, O'Neill, Nebraska. This meeting was advertised in the Holt County Independent on March 22, 2018, over KBRX radio and posted at the school buildings, on the school district website, and at the O'Neill Post Office.

1.A. Roll Call

Superintendent Amy Shane and Steve Brown, Building and Grounds Director, were also present.

1.B. Excused/Unexcused Board Members

Jim Sibbel and Jim Wakefield's absences were excused.

2. Pledge of Allegiance

The Pledge of Allegiance was recited.

3. Approve Meeting Agenda

A motion to approve the meeting agenda, passed with a motion by Amy Jo Rowse and a second by Ellen Boshart.

Ellen Boshart: Yea, Jim Gotschall: Yea, Amy Jo Rowse: Yea, Tom Stepp: Yea

Yea: 4, Nay: 0

4. Reception of Visitors

Visitors were welcomed and informed that this meeting was in compliance with the Nebraska Open Meetings Act which is posted on the south wall of the board room.

5. Oral and Written Communications

6. Old Business

7. New Business

7.A. To discuss, consider and take all necessary action in connection with the adoption of one or more resolutions relating to certain lease purchase financings of the District, including amending and/or repealing existing resolutions.

A motion to adopt A RESOLUTION REPEALING CERTAIN RESOLUTIONS PREVIOUSLY ADOPTED BY THE BOARD OF EDUCATION OF THE HOLT COUNTY SCHOOL DISTRICT 0007 (O'NEILL PUBLIC SCHOOLS) IN THE STATE OF NEBRASKA RELATING TO CERTAIN LEASE PURCHASE FINANCINGS AND ADOPTING AND APPROVING CERTAIN ACTIONS RELATING TO SUCH LEASE PURCHASE FINANCINGS. WHEREAS, the Board of Education (the "Board") of Holt County School District 0007 (O'Neill Public Schools) in the State of Nebraska (the "District") previously adopted the following motions (the "Prior Resolutions") at its November 20, 2017 meeting with respect to one or more lease purchase financings (the "Lease Purchase Financings"): (a) Motion to enter into a lease purchase agreement for Project #1 Option 2, all necessary equipment, not to exceed \$1,440,000; (b) Motion to enter into a lease purchase agreement for Project #2A, 2B, 2C Option 2, all classrooms including the band room, commons area, and High School Administrative offices, not to exceed \$3,775,558; (c) Motion to enter into a lease purchase agreement for Project #2D, Junior High Middle School classrooms and activity foyer, not to exceed \$3,926,931; and (d) Motion to enter into a lease purchase agreement for Project #4 Option 2, a 1,485 seat gymnasium and 4 ADA locker rooms, not to exceed \$4,154,873; and WHEREAS, it is necessary that the Board now repeal the Prior Resolutions and adopt new motions relating to the Lease Purchase Financings. NOW, THEREFORE, BE IT RESOLVED BY THE BOARD OF EDUCATION OF THE HOLT COUNTY SCHOOL DISTRICT 0007 (O'NEILL PUBLIC SCHOOLS) AS FOLLOWS: 1.

The Board hereby repeals the following Prior Resolutions. 2. The Board hereby adopts the following motions which will replace and supersede the Prior Resolutions: (a) Motion to enter into a lease purchase agreement for Project #1 Option 2, all necessary equipment, not to exceed \$1,308,864; (b) Motion to enter into a lease purchase agreement for Project #2A, 2B, 2C Option 2, all classrooms including the band room, commons area, and High School Administrative offices, not to exceed \$3,778,066; (c) Motion to enter into a lease purchase agreement for Project #2D, Junior High Middle School classrooms and activity foyer, not to exceed \$3,723,299; and (d) Motion to enter into a lease purchase agreement for Project #4 Option 2, a 1,485 seat gymnasium and 4 ADA locker rooms, not to exceed \$4,487,133. passed with a motion by Jim Gotschall and a second by Amy Jo Rowse.

Ellen Boshart: Yea, Jim Gotschall: Yea, Amy Jo Rowse: Yea, Tom Stepp: Yea

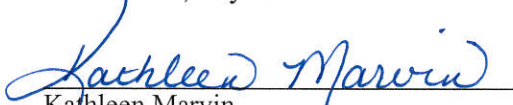
Yea: 4, Nay: 0

8. Adjournment

A motion to adjourn at 12:15 pm passed with a motion by Amy Jo Rowse and a second by Ellen Boshart.

Ellen Boshart: Yea, Jim Gotschall: Yea, Amy Jo Rowse: Yea, Tom Stepp: Yea

Yea: 4, Nay: 0


Kathleen Marvin
School Board Secretary Holt Co. Dist. #7



NEWS RELEASE

For additional information, please contact David Jespersen by phone (402-471-4537) or email (david.jespersen@nebraska.gov)

April 6, 2018

STATE BOARD OF EDUCATION ANNOUNCES GRANTS FOR COMMUNITY LEARNING CENTERS

Afterschool and summer programs will soon be available at four new sites in Omaha and Scottsbluff. Federal grant funds for 21st Century Community Learning Centers were awarded to support programs serving students attending schools with high needs. During non-school hours, these programs offer hands-on learning and activities to improve overall student success, increase student social benefits and positive behavioral changes, and increase active and meaningful family and community engagement.

At the April 6th Board Meeting, the State Board of Education approved grants for the following new programs:

- Collective for Youth's program in Omaha at Florence Elementary School received a \$136,875 federal grant.
- Collective for Youth's program in Omaha at Burke High School received a \$65,600 federal grant.
- Scottsbluff Public Schools' program at Lincoln Heights Elementary School and Longfellow Elementary School received a \$76,075 federal grant.

In addition, 13 quality programs at schools across the state will continue to receive federal grants for 21st Century Community Learning Center programs. These grants are available for five years. The programs and grants are:

- Central Plains Center for Services program in Broken Bow at North Park Elementary School received a \$50,000 federal grant.
- Collective for Youth's program in Omaha at Bancroft Elementary School and Gilder Elementary School received a \$50,000 federal grant.

- Collective for Youth's program in Omaha at Castelar Elementary School, Central Park Elementary School and Hartman Elementary School received a \$110,700 federal grant.
- Collective for Youth's program in Omaha at Druid Hill Elementary School and Skinner Magnet Center received a \$88,225 federal grant.
- Collective for Youth's program in Omaha at Mount View Elementary School received a \$50,000 federal grant.
- Columbus Afterschool Program at Centennial Elementary School, Emerson Elementary School, Lost Creek Elementary School, North Park Elementary School, West Park Elementary School and Columbus Middle School received a \$149,163 federal grant.
- Fremont Public Schools' program at Linden Elementary School, Milliken Park Elementary School and Washington Elementary School received and \$106,200 federal grant.
- Lexington Public Schools' programs at Bryan Elementary School, Morton Elementary School, Pershing Elementary School and Sandoz Elementary School received a \$105,000 federal grant.
- Lincoln Public Schools' program at Everett Elementary School, Lakeview Elementary School and Mickle Middle School received a \$103,530 federal grant.
- Madison Public Schools' program at Madison Elementary School received a \$50,000 federal grant.
- North Platte Public Schools' program at Buffalo Elementary School, Jefferson Elementary School, Lincoln Elementary School and Washington Elementary School received a \$105,250 federal grant.
- O'Neill Public Schools' program at O'Neill Elementary School received a \$50,030 federal grant.
- Scottsbluff Public Schools' program at Westmoor Elementary School received a \$50,000 federal grant.

Over the past 15 years, the Nebraska Department of Education has awarded federal grants for students at more than 130 different sites in over 30 Nebraska communities. The 21st Century Community Learning Centers program is funded under Title IV, Part B, of the Elementary and Secondary Education Act, as amended.

####

David Jespersen
 Public Information Officer, Nebraska Department of Education
 402-471-4537
david.jespersen@nebraska.gov
 @NDE_News



Tracking the 2018 Legislature from the Nebraska Association of School Boards

APRIL 12, 2018

ON TWITTER?

FOLLOW NASB TO SEE QUICK LEGISLATIVE TIDBITS, PHOTOS AND HIGHLIGHTS FROM REGIONAL AND NATIONAL EVENTS, RETWEETS FROM ACROSS NEBRASKA AND MORE!

GO TO
WWW.TWITTER.COM/NASBONLINE
TO FOLLOW US, OR SET UP AN ACCOUNT!

STAY UP TO DATE WITH THE LATEST ON ALL BILLS NASB HAS FOLLOWED UNDER THE GOVERNMENT RELATIONS TAB OF WWW.NASBONLINE.ORG TITLED "LEGISLATIVE BILLS" INCLUDING TALKING POINTS AND DIRECT LINKS.

2018 EDUCATION COMMITTEE
SEN. MIKE GROENE, CHAIR
SEN. RICK KOLOWSKI, VICE CHAIR
SEN. LAURA EBKE
SEN. STEVE ERDMAN
SEN. LOU ANN LINEHAN
SEN. ADAM MORFELD
SEN. PATTY PANSING BROOKS
SEN. LYNNE WALZ

NASB LEGISLATIVE TEAM
JOHN BONAIUTO, JOHN SPATZ,
& MATT BELKA

SO NOW WHAT?

And here we are, Day 59 has passed. One week off before the 60th and final day of the 105th Legislature, and Sine die, on April 18th.

By now, you've likely heard nothing has been done on any front regarding property taxes.

You have likely heard there are talks of a special session late this summer to continue those discussions.

You've also likely heard, in a joint statement by the Senators tasked with coming up with a plan this past weekend, that education, and education spending is to blame for all of this.



"We recognized that education costs and traditional sources of education funding create burdens on taxpayers throughout the state's school districts. Local schools are primarily funded through local property taxes with a wide disparity in state aid. In looking to correct the problem, we need accountability for state funding of education both financially and for educational outcomes. The difference came as to how to fix the problem."


In the words of College Football analyst Lee Corso ... *Not So Fast My Friend!*

For several years the only focus from the state was on spending controls at the local level. This has not resulted in any property tax relief. As land valuations rise and the price of corn stagnates, the local property tax payers will not see any relief if the state only focuses on spending controls. NASB has been actively working with many different organizations to help change this narrative.

! WE WILL NEED YOUR ENGAGEMENT IN THIS PROCESS AS WE PREPARE FOR THE NEXT LEGISLATIVE SESSION!

THIS & THAT

With just the final day to go, here is the latest recap of bills NASB has followed this session.

- 4 have been Approved by the Governor (LB 668, LB 669, LB 944, LB 946)
- 15 are currently on the Governor's desk, approved by the legislature, waiting to be signed, including:
 -  LB 873 (Urban Affairs) – SUPPORT – Change provisions relating to cities of particular classes and villages, correct and include references as prescribed, eliminate obsolete provisions and repeal definitions, provide for interlocal nuisance agreements, to determine population thresholds, redefine certain economic development programs, authorize creation of additional land banks, change comprehensive plans for an early childhood element, authorize short-term rentals, and change provisions relating to the

Continued on Page 2



APRIL 12, 2018

Continued from Page 1

WE ENCOURAGE YOU TO STAY INVOLVED AND EDUCATED ON EVERYTHING GOING ON INSIDE THE CAPITOL YEAR-ROUND, AND UNDERSTAND IT IS A COMPLICATED PROCESS, WITH A LOT OF MOVING PARTS, AND VARIOUS PLAYERS.

SHOULD YOU HAVE ANY QUESTIONS ON WHAT NASB IS CURRENTLY DOING, OR ANYTHING YOU CAN BE DOING FROM YOUR LOCAL BOARD PERSPECTIVE TO HELP, PLEASE DON'T HESITATE TO REACH OUT TO US!

SENATORS UP FOR RE-ELECTION

- ROBERT CLEMENTS
- LAURA EBKE
- CURT FRIESEN*
- MIKE GROENE
- MATT HANSEN
- ROBERT HILKEMANN
- DAN HUGHES
- MARK KOLTERMAN
- BRETT LINDSTROM
- JOHN MCCOLLISTER
- ADAM MORFELD*
- PATTY PANSING BROOKS*
- MERV RIEPE
- JOHN STINNER*
- THERESA THIBODEAU
- MATT WILLIAMS*
- (* RUNNING UNOPPOSED)

NASB LEGISLATIVE TEAM
JOHN BONAIUTO, JOHN SPATZ,
& MATT BELKA

official state slogan and symbol

- *LB 873, with AM 2065 includes amended versions of both LB 768 and LB 880, two bills that NASB also supported.*



- LB 998 (Walz) – SUPPORT – Create the Collaborative School Behavioral and Mental Health Program



- LB 1034 (Riepe) – SUPPORT – Change credentialing provisions for health care professions and occupations and licensure provisions for health care facilities and services and school-age child care programs and adopt the EMS Personnel Licensure Interstate Compact and the Psychology Interjurisdictional Compact



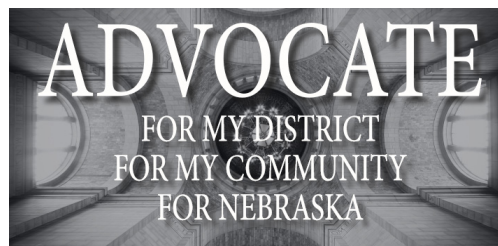
- LB 1036 (Kolowski) – SUPPORT – Change the expenditure limit for a recognition dinner under the Local Government Miscellaneous Expenditure Act
 - *This bill was introduced on NASB's behalf*

THE FULL LIST CAN BE FOUND ON NASB'S LEGISLATIVE BILLS PAGE AT:

<http://members.nasbonline.org/GovernmentRelations/SitePages/Legislative%20Bills.aspx>

While the session is nearly over, the work does not end. Bills fought this session will likely be introduced in some fashion next year. Between now and next January, here is what we need from you!

- **SPECIAL SESSION:** Keep an eye on the possibility of a special session. As of now, 13 have signed on, they'll need 20 more (33 total) to do so by April 23rd, and if so, the session will need to begin five days after that. Highly unlikely.
- **PRIMARY ELECTIONS:** Pay attention to your local and state elections as to who will be making up the body next session. A pdf of the candidates can be found on NASB's Government Relations page and directly at: <http://members.nasbonline.org/GovernmentRelations/SiteAssets/SitePages/Home/2018%20Legislative%20Races.pdf>
- **LEGISLATIVE PROPOSALS:** Submit your legislative proposals for 2019 consideration by July 1
- **ADVOCATE:** Attend your regional Area Membership Meetings, August through October. There you will hear and help formulate legislative initiatives and a broader long-term vision on a variety of key issues.
- **VOTE:** Mark Your Calendar to be represented at the annual Delegate Assembly, Friday, November 16, at the 100th Annual State Education Conference. As the property tax discussions continue, and other key legislative decisions are made, make sure your district's voice is a part of the conversation. Not having a representative is the equivalent of major decisions being voted on for your district during a specific board meeting and your seat sits empty.



SCHOOL: O'Neill Public School

CATEGORY

	<u>2017-2018</u> <u>Contract</u> <u>Estimates</u>	<u>2018-2019</u> <u>Contract</u> <u>Estimates</u>
1) Speech Therapy (4001) (School Age) (4001) (Pre-School)	\$0.00 <u>\$2,000.00</u>	\$0.00 <u>\$1,860.00</u>
2) Base Rate Supervision	<u>\$7,500.00</u>	<u>\$7,500.00</u>
3) Psychological (1002) (School Age) (1002) (Pre-School)	<u>\$2,200.00</u> <u>\$0.00</u>	<u>\$2,700.00</u> <u>\$0.00</u>
4) Instruction: Vision (4030) (School Age) (4030) (Pre-School)	<u>\$0.00</u> <u>\$0.00</u>	<u>\$7,875.00</u> <u>\$2,250.00</u>
5) Early Childhood Instruction (4013)	<u>\$0.00</u>	<u>\$0.00</u>
6) Program Supervision (0001) (School Age) (0001) (Pre-School)	<u>\$220.00</u> <u>\$200.00</u>	<u>\$270.00</u> <u>\$186.00</u>
8) Learning Center: School Age (4014)	<u>\$0.00</u>	<u>\$0.00</u>
Total Contract for Special Education	<u>\$12,120.00</u>	<u>\$22,641.00</u>

Students Projected to Attend a Learning Center: 0

*Remember the 2018-2019 estimated costs are based on your 2018-2019 estimated needs.

*Since children may move into your district, I would recommend that you budget additional money in your own budget.

***Note: Physical therapy, occupational therapy, and program costs for the hearing impaired are not included in this contract. The cost for these services should be included in your school budget.**

School District	Superintendent Secretaries Starting Wage: Hourly or Salary	Benefits	Building Secretaries Starting Wage: Hourly or Salary	Benefits	Paraeducator starting wage	Paraeducator benefits	Custodian starting wage	Custodian benefits
Auburn Public Schools	\$12.88	Family Health and Employ	\$11.85	Family Health and Employee Dental	\$10.40	Employee Health and Denta	\$11.15	Family Health and Employee Dental
Beatrice	39234	14100	12.88	% of health, ltd, life	11.67	some get % of health	11.11	% of health, ltd, life
Bruning-Davenport USD	\$19.50	Single health/dental insurance,	\$16.30		\$12.25	6 sick leave; 2 personal	\$16.20	Spouse insurance/single dental;
Crete Public Schools	\$18.24	12 month staff receive vacation, holidays, health	\$17.64	Secretaries are on different contracts and receive different	\$15.06	Dependent on hours worked	\$17.64	Dependent on hours worked
David City Public	\$18.50	family insurance, paid holidays, vacation leave, sick leave	\$17.75	family insurance, paid holidays, vacation leave, sick leave	\$11/hr	single insurance, paid holidays, PTO leave	\$12.50	family insurance, paid holidays, vacation leave, sick leave
Diller-Odell	18	\$3000 in annuity or 125 plan			\$13.42	\$Single insurance or \$2450 in an annuity or 125 Plan	\$14.60	Single insurance or \$3000 in an annuity or 125 Plan
Dorchester Public School	\$18.36	single insurance	\$16.83	single insurance	\$11.50	none	\$17.69	single insurance
Exeter-Milligan	26	Family health, single dental			10		14.16	single health
Fairbury Public Schools	16	single	15	Single	12 & 13	single	12	single
Falls City Public Schools	\$18.50	Family EHA 900 ded.	\$10.80	Single EHA	\$9.50	single EHA	\$10.60	Family EHA
Fillmore Central	18.21	Full Family Health paid by district	16.21	Full Single Health Insurance paid by district	\$13.08	Single Health Insurance, District pays 80%	\$15.23	Full Family Health Insurance paid by District
Friend	\$14.00	BCBS full family, LTD	\$13.50	LTD, no insurance	\$13.54	LTD, no insurance	\$14.40	if year-round employee, full BCBS; if only 9-month employee, no insurance
High Plains Community Schools	\$12	medical, single dental, 6 paid holidays, 1 bereavement, 2 personal, 2 weeks vacation	\$11	1/2 single health, 1/2 dental, 5 sick (25), 1 bereavement, 2 personal, 5 paid holidays, comp time capped at 20hrs	10	5 sick(25) 1/2 single health, 1/2 single dental, 4 paid holidays, 1 bereavement, 1 personal	14.11	5 sick (25) Family medical, single dental, 6 paid holidays, 1 bereavement, 2 personal, 2 weeks vacation
HTRS	\$18.98	\$19,896 yearly for insurance	\$13.70	\$14,554 per year for insurance	\$9.00	none	\$10.50	\$7050.00 yearly for insurance
HTRS #70	18.98	family health, single dental	16.5	family health, single dental; LTD; 10 holidays, 10 vacation, 10 sick days, 2 personal-all are used or paid at regular rate each year-no accumulation	9	LTD; 5 holidays, 7.5 sick days, 2 personal-all are used or paid at regular rate each year-no accumulation	11.5	25% of any premium), single dental; LTD; 10 holidays, 10 vacation, 10 sick days, 2 personal-all are used or paid at regular rate each year-no accumulation
Johnson-Brock	16.97	Full Family BCBS	13.65	Single BCBS	11.2	NA	14.2	Single BCBS
Lewiston Consolidated Schools	18	BC/BS insurance provided	16.5	BC/BS insurance provided	9.92	no		NA
O'Neill	14.19	single insurance	13.9	single insurance	11.59	single insurance	11.55	single insurance or 70% of family
Milford	Based on Experience	Single Plan	11	75% of a single plan	10	75% of a single plan	11.75	Single Plan
Palmyra District OR-1	19.83	Single Insurance	10.18	Single Insurance	10.06	Single Insurance	12.15	Single insurance
Raymond Central	43680	Paid single	15.05	Single	12.91	single	16.16	Single
Southern	\$12.00	12 sick leave days, 3 personal days, full health insurance (12 month contract) 2 weeks	\$12.00	10.5 sick leave days, 2 personal days	\$10.25	9 sick leave days, 2 personal days	\$13.00	12 sick leave days, 3 personal days, 2 wks vacation (after 1 yr.)
TC 2.0	51500	Full family	\$12	90% of a single plan.	\$12	75% of a single insur plan	\$13	full single
Tri County	55000	Family insurance	14	Single insurance	11.75	Single insurance	14.42	Single insurance
Wilber Clatonia Public School	15.26	Term Life, Pd Holidays, 2weeks vacation, sick 8 accum to 45	13.31	Single Health \$1,500 ded 80% dist/20% employee, sick 8 accum to 45	11.99	Single Health \$1,500 ded 80% dist/20% employee, sick 5 accum to 24	12.09	Single Health \$1,500 ded 80% dist/20% employee, sick 5 accum to 24
	17.22		\$13.98		\$11.31		\$13.40	
	50060							

~~2017-2018~~2018-2019 School Year
Additional Compensation Rates

After School Program Rates

Student Workers _____	\$ 8.50 <u>8.75</u> per hour
Adult Workers (age 19 years and older) _____	\$10.00 per hour
Director _____	\$14.50 —\$19.00 per hour
<u>Assistant Director _____</u>	<u>\$13.45 per hour</u>

Summer Worker Rates

Student Workers _____	\$ 8.50 <u>8.75</u> per hour
-----------------------	---

(The above rates are for beginning employees. If employees are returning for another year of employment, they will receive the same increase as the classified staff.)

Certified Staff Off Contract Time

School Improvement Team Members _____	Daily Rate of Pay
Other Certified Staff Off Contract Time _____	\$21.00 per hour

(The above rates are for time spent at trainings or workshops required by the District during off contract time. These stipends will be paid at the Superintendent's discretion and as the District's budget allows.)

Interpreter Rates

Deaf Interpreter _____	Certified Staff Base Salary
Foreign Language Interpreter _____	\$21.00 per hour

Accompanist

Piano Accompanist _____	\$16.00 per hour
-------------------------	------------------

Substitute Rates

Van Driver _____	\$9.95 per hour
Para Educator _____	\$9.00 per hour
Office Secretary _____	\$9.00 per hour
Custodian _____	\$9.00 per hour
Teacher _____	\$100.00 per day
Long Term Certified Staff Substitute Rate _____	\$125.00 per day <i>(following 10 consecutive school days subbing for the same teacher)</i>
Nurse _____	\$100.00 per day
Certified Staff (during planning time) _____	\$12.50 per day

*Approved
April 10, 2017*

O'Neill Public Schools
Administration and School Board
410 E Benton
O'Neill, NE 68763

March 26, 2018

Dear Administration and School Board:

I am writing to inform you of my decision to resign from the position as High Ability and Leadership Teacher from O'Neill Public Schools at the end of the 2017-2018 school year.

Although I have enjoyed my experiences at O'Neill immensely, I have received an opportunity to get back into the classroom as a social studies teacher at Niobrara Public School.

I am so grateful for the three years I had the privilege to teach and coach at O'Neill Public Schools. I will miss the close relationships I have established with students, athletes, parents, community members, and my coworkers. They will all be a part of me forever and I know I worked with some of the most talented, hardworking, and caring students and staff in all of Nebraska.

I made one of the best decisions in my life three years ago when I accepted a position at O'Neill and I will truly miss everyone. Thank you so much for the opportunities O'Neill Public Schools offered me to professionally grow as a teacher and coach, and personally as an individual. I will continue to follow O'Neill, specifically the girls' volleyball program and wish all staff, students, and community members' success with their future endeavors.

Sincerely,

A handwritten signature in cursive script that reads "Cierra Morten".

Cierra Morten

March 16, 2018

Dear Mrs. Shane,

I am finishing my 38th year of teaching. I have enjoyed my career as an educator, but I have decided to retire.

I want to express my gratitude and good wishes to the O'Neill Public School students, faculty, staff, administration, and school board.

Sincerely,

Patricia Ruthes

2017-2018 Staff	2018-2019 Staff	Assignment
Add'l 4th Section	Koch, Rachele	2nd Grade
Eby, William	LaForge, Nicholas	HS Head Custodian
Fox, Jody	Fritz, Ann	Elementary Sped
Grossnicklaus, Monte	Fox, Jody	HS Sped
Hilker, Lynae	Knight, Amanda	4th Grade
Horacek, Anton	Boyle, Erin	HS Math
Jensen, Ron	Schramm, David	Van Driver
Larsen, Heather	Wohlert, Rebecca	Kindergarten
Milne, Dianne	Not Replaced	
Morten, Cierra	Hilker, Lynae	HAL
Rowan, Katy	Larsen, Heather	1st Grade
Ruther, Patricia	Rowan, Katy	Elementary ELL
Westerhaus, Stephanie	Tschida, Karen	HS Vocal Music

Section 500 – Students
Student Attendance
Pregnant or Parenting Students

File: 503.07

The district recognizes that pregnant or parenting students have the right and responsibility to attend school. This attendance right and responsibility applies to students regardless of their marital or parental status. The district will educate pregnant or parenting students and will provide reasonable accommodations to support and encourage all pregnant or parenting students to obtain their high school diploma. No student will be excluded from, denied the benefit of, or discriminated against under any educational program or activity because of pregnancy or parenting responsibilities.

Attendance and Leave of Absences:

Pregnant or parenting students will be permitted to attend to their own health care, their child's medical care, or other appointments related to pregnancy or parenting with the benefit of having any such absences or tardiness excused. A student will be permitted to take a leave of absence for pregnancy, childbirth, and any other prenatal and postnatal related medical needs, along with related recovery for the duration that is considered medically necessary by the student's licensed health care provider. At the conclusion of the leave of absence, a student will be immediately enrolled in the district at the same grade and status as when the leave began. Pregnant or parenting students shall be allowed to participate in all activities including extracurricular activities throughout the student's pregnancy and following unless administrators determine such participation poses a significant risk of injury to the student or to others. A pregnant or parenting student may be asked to obtain certification from the student's licensed health care provider regarding the student's safe participation in an extracurricular activity when such certification may be required of students for other conditions which require the attention of a licensed health care provider.

Any absences accumulated due to pregnancy or pregnancy-related conditions, or care for an ill child, should not count towards any district policies in effect under compulsory attendance requirements. Pregnant or parenting students with excused absences or tardiness shall be treated like all other students with excused absences or tardiness for any other medical reasons.

Pregnant or parenting students will be provided with assignments, classwork and any additional support needed to help the student keep up with class requirements due to absences related to pregnancy or parenting.

Alternative means to complete course work:

The district will provide at least one alternate method, in addition to traditional classroom instruction to keep pregnant or parenting students in school. Such accommodation(s) may include accessing coursework online, home-based independent study, or at-home tutoring. Alternative methods of instruction or other alternative programs for pregnant or parenting students are voluntary for the student who may elect whether to engage in an alternative method of instruction or the traditional methods of instruction available to their

Section 500 – Students
Student Attendance
Pregnant or Parenting Students

File: 503.07

peers. Pregnant or parenting students shall be allowed to attend their regular classrooms and complete regular coursework.

Lactation:

The district will provide reasonable time and space to accommodate lactating students to express breast milk or breastfeed during the school day. Such accommodations will be in a location, other than a bathroom or closet, that is private, clean, has an electrical outlet, a chair and is reasonably accessible. Students shall also be provided a food-safe refrigerator to store breast milk.

Child Care:

If in-school child care is not provided, a list of qualified licensed child care providers will be provided when requested by pregnant or parenting students. The list will be updated annually and include providers that participate in the quality rating and improvement system and meet all of the quality rating criteria for at least a step-three rating in keeping with the Step Up to Quality Child Care Act. Nothing in this policy is intended to prohibit or limit any referral for a student or a student's child to an early Head Start program or any other available community resources.

Privacy and Confidentiality:

Pregnant or parenting students have the right to have their health and personal information kept confidential in accordance with law. School staff will make every effort to keep personal information and health records confidential and in compliance with Nebraska and federal law.

Information about students' pregnancies and related conditions will not appear in their cumulative record and will not be used when they are being considered for educational or job opportunities, awards or scholarships.

Other Accommodations:

Pregnant or parenting students are here notified that they may request additional reasonable accommodations to ensure continued participation and enrollment in school. Accommodation requests will be evaluated on a case-by-case basis by the building principal. Such accommodations may include but are not limited to: additional frequency allowed for bathroom breaks, additional time allowed in between class periods, a larger desk or additional work space, and adjustments to requirements for physical education as needed.

Bullying and Harassment:

Pregnant or parenting students have the same rights as other students to be free from discrimination, bullying, and harassment. Such school policies are in place and apply to all students.

O'Neill Public Schools

Option Enrollment Report

March, 2018

Option In

Date	Student	Resident District	Optioning In To:	Grade Level	School Year
3/1/2018	Miller, Ethan J	Nebraska Unified	O'Neill	11	2018-2019
3/15/2018	LaForge, Hudson	West Holt	O'Neill	5	2018-2019
3/20/2018	Moran, Jace	West Holt	O'Neill	5	2018-2019
3/20/2018	Moran, Journi	West Holt	O'Neill	9	2018-2019
3/20/2018	Moran, Adriac	West Holt	O'Neill	7	2018-2019

Option Out

Date	Student	Resident District	Optioning Out To:	Grade Level	School Year
3/27/2018	Watson, Susan	O'Neill	West Holt	7	2017-2018
3/27/2018	Watson, Daisy	O'Neill	West Holt	4	2017-2018

Cancelling Option

Date	Student	Resident District	Option District	Current Grade Level	Reason
3/7/2018	Morejon, Angelica	Nebraska Unified	O'Neill	2	Moved

O'NEILL PUBLIC SCHOOLS

Vision Statement
Dream, Believe, Achieve
Empowering Today's Students to be Tomorrow's Leaders

The
O'Neill
Way

Dedication
Dignity
Respect
Class
Courage
Honor
Excellence
Pride

April 10, 2018

Hello! Spring is a very busy time! I have spent time with both FFA and FCCLA students in Lincoln during the past week. Our students always represent our district well, and were also very successful! Big thanks to Mr. and Mrs. Meusch, Mrs. Kaczor, Mrs. Mann, Mrs. Stelling, and Mrs. Schmeichel for sponsoring these students at their state conventions! I also drove students to the Mid State Conference Quiz Bowl in Hartington, where our 9th and 10th graders brought home 1st place and our 11th and 12th graders finished 3rd. O'Neill also won both the NECC Academic Contest and the Mid State Conference Academic Contest held recently and had 13 students named to the Mid State Conference Academic Team for 2018. These students scored a minimum of 26 on the ACT test. It has been a successful spring!

We have been doing a lot of interviewing over the past month as well. We have six teacher contracts to approve Monday night. I am attaching a list of staff changes to this agenda item for your review. We had amazing applicants for all of our positions this year and I couldn't be more excited about the incredible individuals who will be joining our staff! Bill Eby has started his new position at NECC, and we interviewed a number of highly qualified individuals to replace him as head custodian at the High School. In the end, we offered the position to Nick LaForge and he has accepted. We have also done a number of interviews for Ron Jensen's van driver position. If we needed seven drivers I would have been comfortable hiring any of the seven applicants we interviewed. We have offered the position to Dave Schramm.

Graduation is less than a month away. I'm sure that Jim will want to assist with graduation this year, as he has a special graduate living at his house. Would anyone else like to assist with graduation? We need to know so that we can get programs put together. Prom is also just a week or so away, we are combining the dance with St. Mary's this year as well as post prom. We will have separate dinners and grand marches. I think this will be a great thing for students at both schools.

Looking forward to seeing you all on Monday night!

Amy

The Mission of the O'Neill Public Schools is to provide engaging learning experiences in a safe and respectful environment where all students are expected to develop the skills and knowledge necessary to be independent, collaborative, and productive citizens of an ever-changing world.

O'Neill Public School

Box 230 O'Neill, NE 68763

Corey Fisher, High School Principal

e-mail: coreyfisher@oneillschools.org

Phone: (402) 336-1544

Date: April 9, 2018

Re: Board Report (High School)

NECC and Mid State Conference Scholastic Contests:

The annual NECC and Mid State Conference Scholastic Contest was held on March 21, 2018. In recent years, OHS has finished just out of the top three schools in the class C division. I am proud to share that our students won the Class C division and also finished as the top Mid State Conference Scholastic team. There were several individual medal winners and several individual champions!



NeSA and State ACT Testing:

- All of the students in grades 7-8 have completed the annual NCSAS State testing for this school year. 7th grade students were tested in the areas of math and reading. 8th grade students were tested in the areas of math, reading and also science. A big THANK YOU to Mrs. Braun and Mr. Buller for their work to assure the state online testing process went smooth. This takes a lot of work and they both do a great job.
- All OHS 11th grade students have taken the Nebraska State ACT Exam. Our students took the ACT exam on Tuesday, April 3, 2018. We again used the Faith Community Church as this will allow for a quiet environment and ample space. Hats off to Mrs. Becky Corkle and Mrs. Shannon Stelling for their work to coordinate and lead the state ACT Testing this spring. They did a great job.



Senior Class Last Day, Baccalaureate and Graduation:

- The last day of school for seniors is scheduled for Wednesday, May 9th with the Baccalaureate set for that evening at 7:30 p.m. Graduation will be held on Saturday, May 12th at 2 p.m. **It's not too early to plan on who will be in attendance to represent the Board of Education.**

2018-2019 Class Schedule and Student Registration:

- OHS Guidance Counselor Mrs. Becky Corkle has been outstanding the past two months as she works to organize and develop the 2018-2019 class schedule. Student pre-registration for next fall is nearly complete which is much earlier this year compared to last year. Mrs. Corkle will also work with our faculty to update descriptions for all course offerings which is always very helpful to students as they work to complete preliminary registration. If you see Mrs. Corkle, give her a big high-five for a job well done thus far!
- One area we have spent more time with is working with NECC to investigate opportunities for students to pursue learning pathways they would like to offer. This is a process we will continue to work through these remaining weeks of school.

Spring 2018 Severe Weather Drill:

- Students and staff at OHS conducted the annual spring severe weather drill on Wednesday, April 4, 2018 at 10 a.m. in the morning. The drill includes a severe weather announcement and directives for all students and staff to proceed to shelter. A severe weather drill is held in both the fall and spring.
- In addition, important severe weather reminders are communicated to students as a part of the Monday Memo videos on several occasions in the spring. These reminders include information about seeking shelter during school, in the school building and also during classes and events that may be held outside of the building or off campus.

CELEBRATION OF SUCCESS AT OHS!!!

11th grade students Faith Walton and Jace Stagemeyer were selected to attend the 2018 Attorney General's Youth Conference that was held at the State Capitol in Lincoln on Tuesday, April 10. This conference involved discussions ranging from the U.S. Constitution, rights, responsibilities, and critical issues students face in the 21st Century. Our school was well represented at the AGYC this year!



Ally Sedlacek (8th Grade) competed in the Nebraska State Geography Bee on Friday, April 6th at the University of Nebraska, Omaha. She qualified by winning the O'Neill School's Geography Bee this past January. Great Job Ally and also to her Teacher, Mr. Gary Hostert!





O'Neill Elementary School
Mr. Jim York, Principal
Mrs. Jill Brodersen, Assistant Principal

1700 N. 4th Street
P.O. Box 230
O'Neill, Nebraska

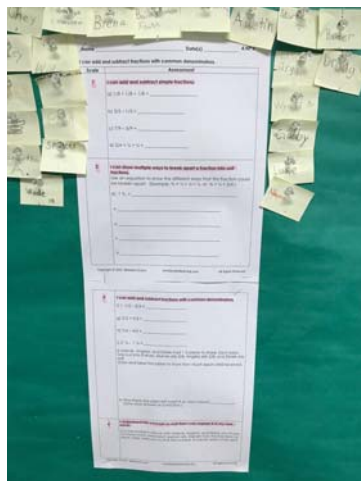
Phone: (402)-336-1400 Fax: (402)-336-2651

O'Neill Elementary Eagle Way 🦅 Be Safe 🦅 Be Respectful 🦅 Be Responsible



Board Note from the Elementary April 2018

- I have attached a few articles from our April newsletter that may be of some interest to you. They are attached below.
- We have been sending groups of students to read to the residents at Country Lane Retirement Village since last month. The kids are enjoying their time & we are excited to get our students in the community!
- We did our lockdown and tornado drills this past month and things went very well. The staff and students took the drills seriously, which was great for all of us.
- We have started testing this month and things seem to be going well. The students seem to be taking the tests seriously.
- The students of OES raised money for Pennies for Patients for three weeks in March and raised over \$1,500 for the program. It didn't quite hit our overall goal, but we still made almost \$600 more than last year.
- Soundsational Singers performed at the Capital on April 10th. They sounded fantastic! The film of their performance has been posted on the school Facebook page and has already been viewed over 1,000 times! While they were there, the students also were lucky enough to meet Scott Frost and Ron Brown.
- In conjunction with our Marzano work, the staff has been focussing on proficiency scales. The scales have helped students and staff track progress, which will benefit all learners.





O'Neill Elementary School
Mr. Jim York, Principal
Mrs. Jill Brodersen, Assistant Principal
1700 N. 4th Street
P.O. Box 230
O'Neill, Nebraska



Phone: (402)-336-1400 Fax: (402)-336-2651

O'Neill Elementary Eagle Way 🦅 Be Safe 🦅 Be Respectful 🦅 Be Responsible

March 26, 2018

Parents/Guardians:

We have become an increasingly technology-dependent society. This can be seen in almost any setting one is in. You'll find people using their smartphones or automated machines doing jobs that once were completed by workers.

That said, technology seems to be used by younger people all the time. This can be a wonderful thing, as technology opens up a world of knowledge to those who use it properly. Unfortunately, technology has opened up a scary, unsafe world, as well. I have attached an article I found about some apps that parents/guardians should know about that students are using.

I know this is an elementary school, but I see many of our students with phones, iPods, iPads, etc., before and after school. While parents all try their hardest to stay on top of what apps their children have, oftentimes, kids stay ahead of their parents. Please take the time to read the following article & discuss the contents of the article with your child(ren).


Sincerely,

Mr. Jim York
Principal

Apps Stirring Up Trouble in Schools

From teen hookups to live streaming, this year's hottest social media can lead kids to risky behavior.

By [Caroline Knorr](#)
Sep 25, 2017



SHARE:

How certain apps become popular with kids is a bit of a mystery. The best ones mix all the stuff tweens and teens love -- gossiping, hanging out, clowning around, and meeting other kids -- with an X factor that makes them go viral. Once an app gains critical mass (like, when every kid in school is on it), that's when the real fun begins. But that's where things can go wrong, too.

While recent app crazes were all about the new and novel, [such as Snapchat's disappearing messages](#) and [WhatsApp's free texting](#), this year's social media giants mostly serve up familiar features. And though some new offerings correct safety issues of the past -- and kids are getting savvier about responsible use -- social media can still stir up drama. The ones to watch out for

this year include [anonymous apps](#), [live streaming](#), [group chatting](#), and [friending](#), which bring up risks associated with giving blunt "feedback," broadcasting yourself to the internet, oversharing, and meeting strangers.

It's [tough to keep up with all the latest apps kids get into](#). And the truth is, you don't have to know every single detail of how each one works. [The most important thing is to keep the lines of communication open with your kid](#). Talk about their social media, ask questions -- and listen. Pay attention to anything that sounds like a red flag and dig deeper. Helping your kid [learn to use social media responsibly](#) is the most effective way to help them stay safe online.

Check out some of the apps that can potentially stir up drama in schools.

Anonymous Apps

These apps allow kids to provide anonymous, unsolicited, and unmoderated feedback to other users. Anonymous apps are notorious hubs for cyberbullying because kids feel emboldened to say things they wouldn't normally. New apps in this category include safety precautions, but you should still keep an ear out for potential issues.

[Kiwi](#). This app and website lets people ask questions of friends or all users. Posts are tagged with your location (unless you turn it off), so all the kids at one school can be on the app. The combination of anonymity and proximity led to the downfall of similar apps [such as YikYak](#).

[Sarahah](#). An Arabic word that translates roughly to "honesty," Sarahah lets you send anonymous comments to friends. Some teens may use it to send anonymous messages with their schoolyard crushes, but more often it's used to transmit all the mean things teens would never say to a friend's face.

[TBH](#). Standing for "to be honest," TBH lets kids answer mostly wholesome questions about friends. The app's launch was pretty tame, but with anonymous apps' poor track record, TBH's planned chat function could get out of hand.

Live Streaming

As with live TV, users simply aim the camera on themselves and broadcast to whomever is following them. Since there's no delay -- and kids are often streaming from their bedrooms -- there's a real risk of giving away personal or even intimate information. This kind of oversharing can make kids vulnerable to "sextortion" because users can record the live streams. If a kid reveals too much, others can use the recordings against them.

[BIGO LIVE](#). BIGO lets users make video blogs or live stream their activities with the object of monetizing their videos and possibly becoming the next YouTube sensation. User-generated content can include bad language, violence, and nudity.

[Live.ly](#). Live.ly is an extension of the [lip-syncing app Musical.ly](#) -- which is known for its young users dancing suggestively. The app has no screening tools, so users who watch the streams are never entirely sure what they're going to see when they open it up. And though the terms of use clearly define what objectionable content is *not* allowed, it also states that the developers have no obligation to respond to reports about violators.

Live.me. Live.me has a racier feel than other live streamers. You'll see everything from racial slurs to kids being asked to take off their clothing. The emphasis on getting followers and fame is even embedded in the title, which may propel people into doing more outrageous acts.

YouNow. A very popular gathering place for kids, this app has its own celebrities and culture. Not only can you comment and like someone's video, but you also can buy them gold bars or other gifts, which generates money for the broadcaster.

Making New Friends

The new "friending" apps enable kids to easily connect and chat with people they don't know. While many of them rely on Snapchat or Instagram, they make it very easy to widen your circle of contacts to strangers. Friending apps also use location, so the new "friends" are all nearby, increasing the possibility of face-to-face meetings. Privacy and safety are real risks with these apps.

MyLOL. MyLOL is an app and website advertised for "teen dating" but is really meant for users over the age of 17. Users often post provocative, half-naked pictures of themselves and engage in flirty or even sexually explicit conversation. Chat topics also can include references to drug use, alcohol, or violence. Some users post their real names, IM handles, email addresses, and phone numbers.

Spotafriend. Billing itself as a Tinder alternative, this risky location-based app lets you rate other members (and lets other members rate you) by swiping left or right. It's marketed as a teen "friend" app for users age 13 to 19, but comes with a Mature 17+ rating in the app stores.

Yellow. Called "Tinder for teens," Yellow works with your Snapchat or Instagram account and similarly to Tinder in that users swipe left or right on photos to find a match. Users don't have the option to make their profile private, and your profile can be viewed by anyone in a particular radius of your real-life location.

Group Video Chatting

Group video chatting is the newfangled party line from the olden days of rotary phones. Using their webcams or phones, kids communicate with several friends at once via live video. Because there's no screening, there's always the possibility of kids sharing private information or encountering age-inappropriate content.

Airtime. Airtime has most of the same features as other video-chat platforms but with the added twists of letting users watch videos and listen to music from across the web together. They can also live stream themselves. Viewing age-inappropriate content is a big risk, since there are no filters. And Airtime's ability to create private "rooms" means kids could have one-on-one video chats with strangers.

Houseparty. Unlike FaceTime or Skype, Houseparty lets you have up to eight people in a room and have several "parties" going at once. The app makes it easy for kids to connect with people they don't know and have private conversations.

Monkey. This app randomly connects teens with other Snapchat users around the world for a 10-second video chat. As with so many social networking tools, a teen's experience will depend a lot on other users' behavior. Some users report abuse and requests for baring body parts, so it could be easy for some teens to get into trouble with this one.

Add comment

[sign in](#) or [sign up](#) to share your thoughts

RELATED ADVICE & TOP PICKS



17 Apps and Websites Kids Are Heading to After Facebook

EXPLORE TOPICS

[Cell Phone Parenting](#), [Digital Citizenship](#), [Facebook](#), [Instagram](#), and [Social](#), [Privacy and Internet Safety](#)

[View full site](#)

About Us

[Our Mission](#) [How we rate](#) [In the news](#) [Sitio en español](#) [Career opportunities](#) [Donate](#)
[Our supporters](#) [Contact us](#)

Our Programs

[Common Sense Media](#) [Common Sense Education](#) [Common Sense Kids Action](#)
[Common Sense News](#) [Common Sense Research](#)

Our Policies

[Privacy policy](#) [Terms of use](#) [Community guidelines](#)

Common Sense is the nation's leading independent nonprofit organization dedicated to empowering kids to thrive in a world of media and technology. Families, educators, and policymakers turn to **Common Sense** for unbiased information and trusted advice to help them learn how to harness the positive power of media and technology for all kids.

Common Sense and Common Sense Media are registered trademarks, and Common Sense Education, Common Sense Kids Action, and other associated names and logos are trademarks, of Common Sense Media, a 501(c)(3) nonprofit organization (FEIN 41-2024986).

Administrative Report for School Board

April 16, 2018 _____ **Nick Hostert, AD**

Speech—Makenna Welke (district champion) and Blair Langan (3rd) placed in a tough Class B Speech District and qualified for State. Both competed well at State, but didn't make finals. We will graduate a solid group of speech participants. Our speech numbers are up and we competed well throughout the season. We are planning to host a JH Speech Invite for early May and attend another JH meet this spring.

Music—Twenty JH students traveled to Pierce for a JH honor band and eight members played with the Class B Honor Band. We will also have 5th/6th grade students take part in the Neligh Elementary Honor Band later this month. On Friday, April 20th we travel to Ainsworth for District Music contest where we will have a number of solos and large groups performing.

Cheerleading & Dance Team Tryouts—Practice and tryouts for cheerleaders and dance team members for the 2018-2019 school year will be finalized soon. Brandi Walters will serve as our Dance Team sponsor and Kasey Hoffman and Brianna Romshek will be our Cheerleading sponsors.

FCCLA—Twenty members of our chapter attended the State Leadership Conference in Lincoln. We now have 6 members who have qualified for the National Competition to be held in Atlanta, GA in July. They include Emma Krysl, Blair Langan, Sara Morrow, Ashley Pischel, Kelsey Osborne & Harlie Pinkerman. Kelsey and Harlie were State Champions. A big thanks to Mrs. Mann and Mrs. Stelling for their work with this program.

Prom—Will be held April 21st. The Junior's have spent many hours preparing for this event and this is a very busy time for the Junior class each year. The evening will again feature a banquet supper, served by the Junior parents, and a dance to follow. The banquet and dance will be held at the Community Center again this year and the post prom at O'Neill Elementary.

Post-season awards—The following were honored with post-season awards: **Boys BB**-OWH & LJS Honorable Mention-Wyatt Liewer, Alex Thramer. Justin Appleby was named 2nd team All-State in the OWH & LJS. Mid State Conference 1st Team-Justin Appleby & Alex Thramer, Honorable Mention-Wyatt Liewer NDN- All Area, Justin Appleby, Alex Thramer Honorable Mention Wyatt Liewer. HCI-Not printed yet. **Girls BB**-OWH Honorable Mention-Claire Morrow, Payton Birkel, & Sam Eichelberger. Mid State Conference-1st team Claire Morrow, HM-Payton Birkel, Sam Eichelberger. HCI 2nd team-Payton Birkel, Claire Morrow, & Sam Eichelberger. NDN Payton Birkel. Justin Appleby, Alex Thramer, Heydon Strobe, Nikki Gotschall, Blair Langan, Payton Birkel, Claire Morrow were named to the Winter Activity NSAA Academic All State as well. We also have a number of senior athletes playing in all star competitions this summer. They include: NE football-Justin Appleby, Alex Thramer, Shayne Campbell. Shrine Bowl-Wyatt Liewer. NE Coaches basketball-Justin Appleby, Alex Thramer & Coach Kallhoff is coaching the Blue team. Central NE basketball-Justin & Alex. East/West softball-Mikayla Marvin, Sam Eichelberger.

Musical—A matinee & two performances of "High School Musical" were performed in March. We had 20 seniors involved in the cast and stage crew and the shows were well received. A big thanks

to Cheryl Ludwig, Mary Leisy, Chad Dean, Shane Kruse, & Terry Kloppenborg for their work with the production.

Conference News—Ehric Strobe, Gabbie Scott, Justin Appleby, Aurora Gutshall, Emma Krysl, Payton Birkel, Shayne Campbell, Nicole Gotschall, Nathaniel Jennings, Mikayla Marvin, Alex Thramer, Claire Morrow & Heydon Strobe were named to the All Conference Academic Team. You must score a minimum of a 26 on your ACT test to be named to this team. Our 11-12 grade quiz bowl team finished third and our 9-10 team were champions at the Mid State competition. The Eagles also brought home 20 medals and were champions in the team race of the Mid State Academic competition at NECC. O’Neill served as president of the Conference in 2017-18 and will host Conference Cross Country next year.

Alumni Basketball—This annual tournament was a big success. There were 14 men’s teams, 4 women’s basketball and 7 women’s volleyball teams that took part in the 3-day volleyball and basketball tourney. The events bring many alumni back into the buildings and there were many positive comments on the event.

Boys Golf—We have a good number of students out for golf this spring (16) and look to improve as the season progresses. We defeated Plainview and Neligh in dual action and finished 3rd as a team at Ord with two medalists in Cole Gaughenbaugh (7th) and Jared Hammerlun (9th). We will host the O’Neill Invite on Thursday, April 19th. at the O’Neill Golf course and districts will be held at Wayne on May 14th.

FFA—Twenty-four members of our JH/SH chapter attended the State Convention this week in Lincoln. Our chapter finished first in the “I Believe in the Future of Ag” contest, received a silver in the Building Communities category, and a gold in the Hall of Chapter Display. Tayte Jussel received a silver medal for Natural Resource speaking, Tayte Jussel and Rosie Nelson won 1st place in Social Systems, Chandra Spangler was 1st place in Integrated Systems, and Jace Stagemeyer was 3rd in Plant Systems in the Agriscience Fair.

Track—The girls won the Plainview invite and the boys finished 2nd. We competed well at the Dan Lennon meet against competition from three states. We traveled to Broken Bow to compete against some good Class B competition where our girls finished runners up and the boys finished 4th. The O’Neill HS Invite is on April 12 and the JH invite is on Tuesday April 17.

Art Show—Mr. McNichols’ art classes will have artwork on display at the Mid State show held annually at the Sunset Plaza in Norfolk. Maddie Jakubowski & Tyler Fritz earned “Best of Show” for their 3D pieces. The O’Neill Art Show will be held in conjunction with the JH/SH Music Concert and Activity Award Night on April 23.

“O” Club—The “O” club will travel on Saturday May 5 to either Omaha or Sioux Falls. The Athletic Banquet will be held on Friday, April 27 and 1997 O’Neill graduate Joe Mueller will be our guest speaker.



O'NEILL PUBLIC SCHOOL

Shannon Stelling-Special Education Director

1700 N. 4th St.

O'Neill, NE 68763

Phone: (402) 336-1948 Fax: (402) 336-2651

- Current special education enrollment is 153 students with 8 in testing.
- We are now contracting with Christina Childers for additional occupational therapy services. We will continue to contract with the hospital; however, we needed an additional occupational therapist due to the hospital being understaffed at this time. We plan to have Christina help us out through the end of this year.
- On March 28th Amy Slama was in our district to meet with two families. We helped one family fill out the application for Developmental Disabilities and helped the other family brainstorm possible options for their child as their child ages out of school next year but is still on an extensive waiting list for residential services.
- The ACT was held on April 3rd. We had eleven students that took the ACT with approved accommodations.
- On April 4th the Second Annual Para Appreciation Day took place. Our paraeducators are an integral part in ensuring the success of individual students and the school as a whole. This day is to celebrate them and to show our sincere gratitude for all that they do. Para educators are invited to breakfast and lunch and enjoy a day free of before school duty, after school duty and recess duty. A big thanks to all of the staff members that contributed by bringing food and volunteering their time.
- Lori Mathews and I participated in a zoom conference with Ruth Miller from ESU #8 on April 5th about Prior Written Notice. Prior written notice needs to be given to parents/guardians anytime there is a special education service time change made to an IEP. The interpretation of Prior Written Notice has changed at the state level within the past year so this webinar was provided as continual guidance on when and proper wording when Prior Written Notice is appropriate.
- We interviewed several exceptional candidates for the special education teacher vacancy. Ann Fritz has been selected as the new special education teacher. Ann is currently a paraeducator in our district, and I'm really excited to have Ann on staff as a special education teacher. She will be a definite asset to our team

Vision Statement:

Dream, Believe, Achieve: Empowering Today's Students to be Tomorrow's Leaders

Therapy Dog in an Educational Setting

DRAFT Proposal by Ken Spader, Elementary Special Education

O'Neill Public Schools

Definition

Animal-assisted education (AAE) is a planned and structured intervention directed and/or delivered by educational and related service professional with specific academic or educational goals.

Animal-assisted activities (AAA) provide opportunities for motivation, education, or recreation to enhance quality of life. Animal assisted activities are delivered in a variety of environments by specially trained professionals, paraprofessionals, or volunteers in association with animals that meet specific criteria.

There is also *animal-assisted therapy (AAT)* however no one in our building is certified to be a therapist. Therefore, this will not be offered in our school.

The above definitions are as the organization, Animal Assisted Intervention International, describes these services.

Goals

- Increase empathy and compassion within the school body
- Increase social-emotional competence in struggling students
- Reduce any negativity or anxiety and promote the feeling of family within the school environment
- Decrease the time required to establish rapport between School Counsellor and students
- Decrease the time involved in student disclosure and debriefing due to the therapy dog creating a safe, judgment free environment
- An increase of positive behaviour among students
- Decrease negative feelings and mend relationships between dogs and students
- Teach correct dog interaction and safety

Starting Date

I currently do not have a dog that I am training. If the school board is supportive of Animal Assisted Education, then I plan on couple of specific breeds.

Once the dog is in my possession, we will begin puppy classes and graduate to obedient classes. Ideally, once the dog turns one, she will have her Canine Good Citizen certificate. The dog cannot get School Therapy Certification until 2 years of age. Realistically, I am hoping that the dog can start sometime in the 2020/2021 School year. The process can be faster if I find a suitable dog that is at least 1-2 years old. I am proposing my therapy dog to be in the building one time a week in the afternoon (once approved). This allows my dog to adjust to the school environment without being overwhelmed. Once I feel that my dog is comfortable in the school setting, we will add another ½ day until she is at school every day during a half day. With the exception of days the handler feels his dog cannot attend due to illness or requiring rest. We will build until the dog can be at school full time as long as the dog adjusts accordingly.

It should be noted that these visits might be in less frequency depending on the levels of consent by students, parents/guardians and staff members.

The dog will be working with his handler, Ken Spader within the classroom. My hope that in time, and with training, the dog may work with Mindee Hilker in the Counselling Program – after consent. Additional classroom lessons and visits along with literacy interventions will be a secondary priority, only occurring if the handler has room in their schedule.

Costs

Every school has their own policy but most of what I have learned is that the handler will pay for the dog's training, assessments, and liability insurance. The handler will also cover the costs for grooming and veterinary care. This program will be free for the school/school board.

Benefits

Physical – interaction with a dog reduces blood pressure, provides tactile stimulation, assists with pain management, gives motivation to move, walk and stimulates the senses

Social – a visit with a dog provides a positive mutual topic for discussion, promotes greater self-esteem and well-being, and focused interaction with others. Dogs can be a relatable, easy to interpret companion for students with cognitive disabilities/impairments.

Cognitive – companionship with a dog stimulates memory, problem solving and game playing. Using a dog as a talking point in the classroom during various subjects creates a relatable and engaging point of interest, improving student involvement throughout the lesson.

Emotional – the presence of a therapy dog improves self-esteem, acceptance from others, and lifts mood – often by provoking laughter. The presence of a dog is also proven to lower stress and anxiety along with promoting a feeling of safety amongst those present.

Environmental – a dog in a facility increases the positive feeling of a school and lifts mood. This has been proven to continue after the interaction has finished. A dog can also create a positive environment by proving feelings of non-judgment, understanding and safety.

Services Provided to School

- Animal-assisted activities during counselling sessions – individual and group
- Animal-assisted education inside of classroom upon request of staff member
- Positive behaviour incentive
- Possibility for intervention reading programs (should time permit) – before/during/after school

Dog Guidelines

1. Dogs must be at least one year of age
2. **Dogs must have Canine Good Citizen certification or be certified through a behaviourist or therapy dog organization.** Some schools do not require a Therapy Dog certification and only require Canine Good Citizen certification. I am unsure of how this would affect Liability Insurance. My hope is that once we pass CGC test and I feel like my dog can handle being brought into the school building, then we start implementing AAE.

3. Dogs must be clean, well-groomed, physically healthy, and of sound temperament. Dogs with open wounds or physical impairments must discontinue visits until healed.
4. Dogs are required to have a yearly veterinary examine and must have all vaccinations currently advised by their veterinarian.
5. Dogs must be leashed on a 5-foot leash (maximum) at all times. The dog is only allowed off leash in a classroom with the door shut if all students and staff present consent. Safety instructions will be given to students and staff prior to dog being released from the leash.
6. Dogs must be always in close proximity (arm's length) of their handlers on leash, outside of guideline #5. The dogs cannot be without handler supervision for due to safety. The exception is designated rest time in the handler's room behind locked door while he is teaching a classroom lesson.
7. The only handling items the dog is allowed to wear are identification collar, therapy dog vest/harness and leash.
8. The dog is not allowed to accept any food or toys from students. This is for the safety of the animal. If students insist on gifts they can be given to the handler. Giving the dog these gifts at home is at the deaccession of the handler.
9. All incidences of aggression (bites, growls, snarls, snapping, barks) must be reported to the handler and school Principal.

Concerns

Liability – An outside Insurance Company will cover my dog. This will cover the handler and school for any incidents up to \$1 million. My dog is never to be handled by another staff member without handler supervision. This prevents accidents or situations from occurring as the handler will/has received training in interpreting the dogs behaviour.

Allergies – My dog will be regularly groomed to prevent dander/sheading. It should also be noted interacting with my dog is done only on a voluntary basis, children/staff with severe allergies will likely not give consent.

Potential Harm to Students and Staff – Ideally, the dog will be certified by a behaviourist to display non-aggressive temperament that indicates she is very unlikely to ever show aggression and is suitable for therapy work. The dogs' handler will take training to notice subtle signs that the dog is feeling stressed and over whelmed. This allows the handler to end an interaction well before it escalates to a potentially threatening situation.

Hygiene – The dog will be regularly groomed to ensue she is a clean animal. Students will also be encouraged to wash their hands after each interaction.

Phobic Fears – some children and staff have a fear of dogs due to past experiences. Working with the dog is completely voluntary, requiring consent. If a student/staff member is fearful of the dog, she will not interact with them, this includes being in their classroom. But it should be noted the research has shown that with proper support and encouragement children can overcome this fear, replacing it with respect and enjoyment.

The Golden Irish

Golden Irish dogs have easy-going, friendly personalities that make them great for families with children. These dogs are typically trusting of strangers and love being affectionate with humans.

Golden Retriever/Irish Setter Hybrid

Size - 45-75lbs

Coat Type – Silky

Shedding – Low to Moderate based off of other owners' information – I plan on keeping the hair trimmed shorter to help reduce shedding.

Supporting Research

There is no doubt that children are drawn to animals however is there more to this connection than the simple fascination? The scientific research is still relatively new in this area but there have been numerous studies that believe animal interaction is extremely beneficial to child's social and cognitive development.

Improves Environment

The theory that children receive developmental benefits from canine interaction is based on the concepts of: attachment theory, conceptualism, environmental psychology and child therapy. Dogs have a particularly calming effect on children; this is because of their non-threatening and non-judging nature. This 'calm' creates a safe environment for the child allowing them to engage at a level that previously would have taken numerous sessions to develop rapport. This engagement is seen in a child's willingness to participate, alertness, responsiveness and an increase in self-disclosure. Dogs are also believed to be a beneficial tool in working with students on the spectrum as the dog's social cues are easier to interpret. Cirulli, Francesca, Borgi, Maria, Berry, Alessandra, Francia, Nadia, & Alleva, Enrico. (2011). Animal-assisted interventions as innovative tools for mental health. *Annali dell'Istituto Superiore di Sanità*, 47(4), 341-343. https://dx.doi.org/10.4415/ANZI_11_04_04

Encourages Traumatic Debriefing

Animal Assisted Interventions have proven very effective when working with traumatized children. The animal in these situations were either used as a social partner in the session or as a metaphor. Dogs are commonly used in sessions for activities such as: telling the dog (opposed to the counselor) about their experiences, explaining the incident through the dog's perspective, and grooming the animal while engaging with the counsellor. These interventions are successful due to their ability to assist in the child's regulation throughout the session, allowing the child in distance themselves from the incident while telling their story, and express themselves to a completely neutral party (dog).

O'Haire, M. E., Guérin, N. A., & Kirkham, A. C. (2015). Animal-Assisted Intervention for trauma: a systematic literature review. *Frontiers in Psychology*, 6, 1121. <http://doi.org/10.3389/fpsyg.2015.01121>

Positive Effects on ADHD Symptoms

ADHD presents as an inability to control one's behaviours, impulses and movements. ADHD isn't curable however individuals can learn skills and techniques to decrease the effects of these symptoms. Animal-based interventions have shown to have calming and de-arousing

effects on children. These effects promote the child's ability to focus and engage in interventions that targets over activity, impulse control or agitation. Combining Cognitive Behavioural Therapy and Animal Assisted Interventions increases a child's chances of overcoming their symptoms and excelling in the classroom.

Busch, C., Tucha, L., & Talarovicova, A. (2016). Animal-Assisted Interventions for Children with Attention Deficit/Hyperactivity Disorder. *A Theoretical Review and Consideration of Future Research Directions*, 118 (1), 292-331. <http://doi/full/10.1177/00332941156266>

Academic Benefits

Animal-Assisted Activities have shown to have academic benefits in the form of achievements. Having a dog in a classroom reduces stress and anxiety while improving motivation. This is extremely beneficial during times of high stress such as testing. A dog can also increase motivation, focus and task persistence through being incorporated into classroom lessons. These benefits are achieved through using a topic of discussion that is tangible, engaging and unique to their school. In social studies a dog can be used to examine the roles of working animals, science can focus on reproduction or lifecycles, health can examine canine diet and math can work on the costs of owning a dog.

Beck, K (2015). The Impact of Canine-Assisted Therapy and Activities on Children in an Educational Setting. *Education Masters*, 6.312. http://fisherpub.sjfc.edu/cgi/viewcontent.cgi?article=1313&context=education_ETD_masters

Improvements to Literacy Levels

Schools all over the country have programs focused on improving literacy skills within their students. There have been numerous studies demonstrating the positive the effect a therapy dog has on these students. With the addition of a therapy dog into the program the children literacy performance increased. The greatest increases were seen in small group and individual settings. This is believed to be because of the calming effect of the presence on the dog. The children benefit in this environment because of the decrease in anxiety and blood pressure. The combination of these physical effects combined with the non-judgmental nature of the animal allows the student to feel confident and motivated to succeed. This belief in self, combined with the calming environment crated by the animal allows the student to practice their skills more readily thus improving their literacy level.

Hall SS. (2016). Children Reading to Dogs: A Systematic Review of the Literature. *PLoS ONE* 11(2): e0149789. <https://doi.org/10.1371/journal.pone.0149789>

		<u>Beginning Balance</u>	<u>Expenses</u>	<u>Revenues</u>	<u>Balance Change</u>	<u>Balance</u>
05 704 0150	ACTIVITIES	13,183.03	4,233.26	3,483.60	0.00	12,433.37
	ACTIVITIES TOTAL	13,183.03	4,233.26	3,483.60	0.00	12,433.37
05 704 0126	ANNUAL	12,976.22	0.00	0.00	0.00	12,976.22
	ANNUAL TOTAL	12,976.22	0.00	0.00	0.00	12,976.22
05 704 0100	ATHLETICS	29,723.32	1,328.86	690.54	0.00	29,085.00
05 704 0101	ATHLETICS - MISC	(25.59)	143.19	0.00	0.00	(168.78)
05 704 0103	BASKETBALL DISTRICTS	1,989.84	120.00	0.00	0.00	1,869.84
05 704 0105	BASKETBALL - BOYS	10.00	80.00	0.00	0.00	(70.00)
05 704 0106	BASKETBALL - GIRLS	(773.60)	45.00	0.00	0.00	(818.60)
05 704 0107	BASKETBALL - BOYS/GIRLS	2,339.00	135.00	0.00	0.00	2,204.00
05 704 0108	CROSS COUNTRY	251.00	0.00	0.00	0.00	251.00
05 704 0109	FOOTBALL	3,115.33	0.00	0.00	0.00	3,115.33
05 704 0110	GOLF - BOYS	(398.95)	523.40	0.00	(293.25)	(1,215.60)
05 704 0111	GOLF - GIRLS	(479.98)	0.00	0.00	0.00	(479.98)
05 704 0113	SOFTBALL DISTRICTS	0.00	0.00	0.00	0.00	0.00
05 704 0114	SOFTBALL	(1,816.98)	0.00	0.00	0.00	(1,816.98)
05 704 0115	TRACK	100.00	6,321.70	0.00	0.00	(6,221.70)
05 704 0116	VOLLEYBALL DISTRICTS	(416.74)	0.00	0.00	0.00	(416.74)
05 704 0117	VOLLEYBALL	(752.04)	0.00	0.00	0.00	(752.04)
05 704 0118	WRESTLING	(1,632.18)	180.00	0.00	0.00	(1,812.18)
05 704 0119	WRESTLING DISTRICTS	0.00	0.00	0.00	0.00	0.00
05 704 0120	ACTIVITY TICKETS - STUDENTS	40.00	0.00	0.00	0.00	40.00
05 704 0121	ACTIVITY TICKETS - ADULTS	440.00	0.00	0.00	0.00	440.00
05 704 0122	ACTIVITY TICKETS - FAMILY	900.00	0.00	0.00	0.00	900.00
05 704 0124	FINES/LOST EQUIPMENT	0.00	0.00	0.00	0.00	0.00
	ATHLETICS TOTAL	32,612.43	8,877.15	690.54	(293.25)	24,132.57
05 704 0210	CLASS OF '18	2,146.77	125.00	350.00	0.00	2,371.77
05 704 0211	CLASS OF '19	4,985.06	0.00	0.00	0.00	4,985.06
05 704 0212	CLASS OF '20	4,584.21	0.00	0.00	0.00	4,584.21
05 704 0213	CLASS OF '21	863.55	0.00	0.00	0.00	863.55
05 704 0214	CLASS OF '22	378.00	0.00	0.00	0.00	378.00
05 704 0215	CLASS OF '23	60.00	0.00	0.00	0.00	60.00
	CLASSES TOTAL	13,017.59	125.00	350.00	0.00	13,242.59
05 704 0300	ALUMNI	3,226.81	0.00	0.00	0.00	3,226.81
05 704 0301	BAND	2,552.97	0.00	0.00	0.00	2,552.97
05 704 0303	CHEERLEADERS	2,739.02	0.00	0.00	0.00	2,739.02
05 704 0304	CHEMISTRY CLUB	243.83	0.00	0.00	0.00	243.83
05 704 0305	ROBOTICS/CHESS CLUB	2,206.71	0.00	0.00	0.00	2,206.71
05 704 0306	CHOIR - JH/HS	2,705.96	33.00	0.00	0.00	2,672.96
05 704 0308	FACULTY FUND - ELEMENTARY	247.94	0.00	0.00	0.00	247.94
05 704 0309	FACULTY FUND - HIGH SCHOOL	486.31	735.00	638.00	0.00	389.31
05 704 0310	FINE ARTS CLUB	2,950.68	0.00	0.00	0.00	2,950.68
05 704 0311	FLAG CORPS	2,165.75	0.00	0.00	0.00	2,165.75
05 704 0312	JR COUNCIL	330.56	0.00	0.00	0.00	330.56
05 704 0313	LIBRARY - ELEMENTARY	1,978.95	164.95	3,178.47	0.00	4,992.47
05 704 0314	LIBRARY - HIGH SCHOOL	712.63	0.00	0.00	0.00	712.63
05 704 0317	MOCK TRIAL	69.13	0.00	0.00	0.00	69.13
05 704 0318	MUSIC CONTEST	0.36	0.00	0.00	0.00	0.36
05 704 0319	MUSICAL	1,295.07	372.53	220.00	0.00	1,142.54
05 704 0320	NATIONAL HONOR SOCIETY	630.51	0.00	0.00	0.00	630.51
05 704 0321	ONE ACTS	489.49	0.00	0.00	0.00	489.49
05 704 0322	QUIZ BOWL TEAM	10.96	0.00	0.00	0.00	10.96

		<u>Beginning Balance</u>	<u>Expenses</u>	<u>Revenues</u>	<u>Balance Change</u>	<u>Balance</u>
05 704 0323	SOUNDSATIONAL SINGERS	8,229.63	0.00	0.00	0.00	8,229.63
05 704 0324	SPEECH TEAM	703.76	460.90	479.00	0.00	721.86
05 704 0325	SPIRIT FUND	1,332.15	868.87	13.00	0.00	476.28
05 704 0326	STUDENT COUNCIL	1,161.83	62.04	385.70	0.00	1,485.49
05 704 0327	THEATRE/SWING CHOIR	93.74	0.00	0.00	0.00	93.74
05 704 0328	NATIONAL HISTORY DAY	38.43	0.00	0.00	0.00	38.43
05 704 0329	DRILL/DANCE TEAM	1,746.46	0.00	0.00	0.00	1,746.46
05 704 0330	DIL	3,608.34	0.00	0.00	0.00	3,608.34
05 704 0331	AUSTRALIA TRIP	0.00	0.00	0.00	0.00	0.00
05 704 0333	CHINESE CLUB	0.00	0.00	0.00	0.00	0.00
05 704 0335	EAGLE EYE BROADCASTING	723.63	0.00	0.00	0.00	723.63
05 704 0336	HOLOCAUST LIT	(1,838.59)	0.00	1,243.26	0.00	(595.33)
05 704 0337	WEIGHT ROOM	2,213.71	400.00	305.00	0.00	2,118.71
05 704 0338	PRESCHOOL	90.62	0.00	0.00	0.00	90.62
05 704 0339	OUTDOOR EDUCATION	484.02	0.00	0.00	0.00	484.02
05 704 0340	WASHINGTON DC TRIP	415.88	0.00	0.00	0.00	415.88
05 704 0341	INTERACT CLUB	1,663.59	88.35	0.00	0.00	1,575.24
05 704 0342	SUPPORT FUND	272.51	0.00	0.00	0.00	272.51
05 704 0343	FREE ENTERPRISE MARKET CLASS	5.94	0.00	0.00	0.00	5.94
	CLUBS TOTAL	45,989.29	3,185.64	6,462.43	0.00	49,266.08
05 704 0127	CONCESSIONS	10,647.45	4,066.62	2,590.49	0.00	9,171.32
	CONCESSIONS TOTAL	10,647.45	4,066.62	2,590.49	0.00	9,171.32
05 704 0104	ATHLETIC DONATIONS	1,201.73	0.00	0.00	0.00	1,201.73
05 704 0128	CLUB DONATIONS	1,565.05	0.00	0.00	0.00	1,565.05
	DONATIONS FOR TOTAL ATHLETICS	2,766.78	0.00	0.00	0.00	2,766.78
05 704 0129	FCCLA	2,508.32	826.83	392.05	0.00	2,073.54
	FCCLA TOTAL	2,508.32	826.83	392.05	0.00	2,073.54
05 704 0143	FFA	11,080.10	1,806.92	11.14	0.00	9,284.32
05 704 0151	FFA GREENHOUSE	438.02	419.22	0.00	0.00	18.80
	FFA TOTAL	11,518.12	2,226.14	11.14	0.00	9,303.12
05 704 0165	MID STATE CONFERENCE	12,941.92	2,896.99	175.00	0.00	10,219.93
	MID STATE TOTAL CONFERENCE	12,941.92	2,896.99	175.00	0.00	10,219.93
05 704 0102	GATE/ACTIVITY CASH BOX	0.00	3,560.00	3,560.00	0.00	0.00
05 704 0130	GUIDANCE	932.96	0.00	0.00	0.00	932.96
05 704 0131	INTEREST INCOME	392.52	0.00	0.00	0.00	392.52
05 704 0132	INTERVENTION FUND	114.33	0.00	0.00	0.00	114.33
05 704 0133	MISCELLANEOUS	3,697.23	0.00	0.00	0.00	3,697.23
05 704 0134	SUMMER SCHOLARSHIP FUND	1,957.24	0.00	0.00	0.00	1,957.24
05 704 0136	SCHOLARSHIPS	3,567.98	0.00	0.00	0.00	3,567.98
05 704 0137	TOP OF THE NEST/READ HEADS	49.53	0.00	0.00	0.00	49.53
05 704 0138	VOICES OF YOUTH	1.58	0.00	0.00	0.00	1.58
05 704 0139	BOOK FINES/LOCKS/PLANNERS	2,803.00	0.00	0.00	0.00	2,803.00
05 704 0141	INSUFFICIENT/CLOSED ACCT CHECKS	0.00	0.00	(6.00)	0.00	(6.00)
05 704 0144	PINK OUT	0.00	0.00	0.00	0.00	0.00
05 704 0145	MENTORING	131.17	0.00	0.00	0.00	131.17
05 704 0147	BULLYING PREVENTION GROUP	100.00	0.00	0.00	0.00	100.00
05 704 0148	BACKPACK PROGRAM	5,105.67	0.00	0.00	0.00	5,105.67
05 704 0149	SCOREBOARD	50,485.60	82.60	0.00	0.00	50,403.00
	MISCELLANEOUS TOTAL	69,338.81	3,642.60	3,554.00	0.00	69,250.21

ACTIVITY FUND BALANCE REPORT
 03/2018 - 03/2018

		<u>Beginning Balance</u>	<u>Expenses</u>	<u>Revenues</u>	<u>Balance Change</u>	<u>Balance</u>
05 704 0152	PARENT GROUP	0.00	312.28	430.00	0.00	117.72
	PARENT GROUP TOTAL	0.00	312.28	430.00	0.00	117.72
05 704 0142	SPEECH MEET	2,266.00	0.00	0.00	0.00	2,266.00
	SPEECH TOTAL	2,266.00	0.00	0.00	0.00	2,266.00
05 704 0403	ALUMNI BASKETBALL	0.00	0.00	300.00	0.00	300.00
05 704 0405	BASKETBALL CLUB - BOYS	2,955.76	340.16	0.00	0.00	2,615.60
05 704 0406	BASKETBALL CLUB - GIRLS	(181.83)	0.00	45.00	0.00	(136.83)
05 704 0407	ELEMENTARY BOYS BB CLUB	194.42	0.00	0.00	0.00	194.42
05 704 0408	CROSS COUNTRY CLUB	461.22	0.00	0.00	0.00	461.22
05 704 0409	FOOTBALL CLUB	640.71	0.00	0.00	0.00	640.71
05 704 0410	GOLF CLUB - BOYS	489.08	743.25	482.00	293.25	521.08
05 704 0411	GOLF CLUB - GIRLS	1,023.35	0.00	0.00	0.00	1,023.35
05 704 0412	"O" CLUB	2,257.67	35.80	0.00	0.00	2,221.87
05 704 0413	POWER LIFTING CLUB	0.00	0.00	0.00	0.00	0.00
05 704 0414	SOFTBALL CLUB	3,105.24	875.00	1,100.00	0.00	3,330.24
05 704 0415	TRACK CLUB	4,187.11	2,648.37	4,011.00	0.00	5,549.74
05 704 0417	VOLLEYBALL CLUB	(36.58)	3,416.10	4,671.28	0.00	1,218.60
05 704 0418	WRESTLING CLUB	2,496.80	586.00	117.88	0.00	2,028.68
05 704 0420	JH/ELEM GIRLS BASKETBALL	837.52	0.00	0.00	0.00	837.52
05 704 0421	BASKETBALL CLUB-BOYS JH	0.00	0.00	0.00	0.00	0.00
05 704 0422	JH/ELEM GIRLS VOLLEYBALL	500.04	0.00	0.00	0.00	500.04
05 704 0423	JH TRACK CLUB	221.30	0.00	0.00	0.00	221.30
	SPORTS CLUBS TOTAL	19,151.81	8,644.68	10,727.16	293.25	21,527.54
05 704 0135	T & I	2,240.33	156.74	171.26	0.00	2,254.85
	T & I TOTAL	2,240.33	156.74	171.26	0.00	2,254.85
	GRAND TOTAL	251,158.10	39,193.93	29,037.67	0.00	241,001.84

OPS ACTIVITY REPORT
MARCH 2018

BALANCE - FEBRUARY 28, 2018		\$ 13,183.03
RECEIPTS:		
Nic Simonson - Unused cash for Robotics	\$ 25.16	
N Hostert - Reimb Room for Dist Speech	\$ 85.50	
Kendra Vanderbeek - Unused Cash from State Speech	\$ 73.69	
N Hostert - Musical Gate	\$ 3,299.25	
TOTAL RECEIPTS:		\$ 3,483.60
EXPENDITURES:		
Alyssa Vanderbeek - Speech Judge	\$ 60.00	
Makenzie Petersen - Speech Judge	\$ 40.00	
Homer Community Schools - Speech Entry Fee	\$ 48.00	
Special T's - Shirts for Musical Basketball Players	\$ 80.00	
Neff Company - Awards	\$ 423.99	
Pinnacle Bank (CC) - Makeup & Costumes for Muscial	\$ 239.62	
Pinnacle Bank (CC) - Rooms for Robotics	\$ 358.40	
Taylor Made Printing - Musical Posters	\$ 57.00	
NE FCCLA - Star Registrations	\$ 224.00	
NE FCCLA - State Registrations	\$ 645.00	
Special T's - Shirts for Pit Band Musical	\$ 67.00	
BW Plus York Hotel - Rooms for Dist Speech	\$ 598.50	
Kendra Vanderbeek - Food & Gas for State Speech	\$ 134.50	
Audioquip - Rent Mic's for Musical	\$ 1,180.00	
Taylor Made Printing - Participation Awards	\$ 77.25	
TOTAL EXPENDITURES		\$ 4,233.26
ADJUSTMENTS:		
NA	\$0.00	
TOTAL ADJUSTMENTS		\$ -
BALANCE - MARCH 30, 2018		\$ 12,433.37

OPS ATHLETIC REPORT
MARCH 2018

BALANCE - FEBRUARY 28, 2018		\$ 32,612.43
RECEIPTS:		
N Hostert - Reimb State BB Tickets - Kallhoff	\$ 40.00	
N Hostert - Share of Boys Sub Dist BB Gate	\$ 170.54	
N Hostert - Reimb State BB Tickets - Eby	\$ 80.00	
N Hostert - Reimb Web Based Training - (PE Share)	\$ 400.00	
TOTAL RECEIPTS:		\$ 690.54
EXPENDITURES:		
Neff Company - Awards	\$ 424.00	
Pinnalce Bank (CC) - Web Base Training	\$ 800.00	
Caseys General Stores - Rolls for Track & Golf Invites	\$ 104.86	
Stadium Sports - Bio Freeze	\$ 65.94	
Taylor Made Printing - Participation Awards	\$ 77.25	
Pinnalce Bank (CC) - Putting Greens	\$ 293.25	
Heidi Hostert - Ath Winter Worker	\$ 300.00	
Hayley Kaufman - Ath Winter Worker	\$ 15.00	
Dave Martinez - Ath Winter Worker	\$ 105.00	
Ord HS - Boys Golf Entry Fee	\$ 60.00	
Ewing Public Schools - Boys Golf Entry Fee	\$ 40.00	
Boone Central HS - Boys Golf Entry Fee	\$ 65.00	
Kramer Golf Ball Co - Golf Balls & Tees	\$ 358.40	
Dan Lennon Invite - Track Entry Fee	\$ 250.00	
Ainsworth HS - Track Entry Fee	\$ 140.00	
Stadium Sports - Track Uniforms	\$ 5,931.70	
Jess Moore - Ath Winter Worker	\$ 30.00	
Ayden Dugan - Ath Winter Worker	\$ 40.00	
Hannah Alden - Ath Winter Worker	\$ 20.00	
Andrew Alder - Ath Winter Worker	\$ 30.00	
Mikayla Marvin - Ath Winter Worker	\$ 20.00	
TOTAL EXPENDITURES		\$ 9,170.40
ADJUSTMENTS:		
NA	\$ -	
TOTAL ADJUSTMENTS		\$ -
BALANCE - MARCH 30, 2018		\$ 24,132.57

Regular; Processing Month 03/2018; Fund Number 08

Fund: 08 BUILDING FUND

<u>Account Number</u>	<u>Description</u>	<u>Revised Budget</u>	<u>During Month</u>	<u>To Date</u>	<u>% of Budget</u>	<u>Budget Balance</u>
08 1110	LOCAL TAX SOURCES	0.00	10,841.19	465,301.90	0.00	(465,301.90)
08 1111	TAXES IN LIEU-REG. (NPPD)	0.00	0.00	0.00	0.00	0.00
08 1115	CARLINE TRANSP. TAX	0.00	0.00	67.53	0.00	(67.53)
08 1120	TAXES IN LIEU-5% (NPPD)	0.00	0.00	0.00	0.00	0.00
08 1125	MOTOR VEHICLE TAXES	0.00	0.00	0.00	0.00	0.00
08 1410	INTEREST	0.00	15.50	129.77	0.00	(129.77)
08 1920	DONATIONS & CONTRIBUTIONS	0.00	0.00	27,000.00	0.00	(27,000.00)
	Subtotal: LOCAL RECIEPTS	0.00	10,856.69	492,499.20	0.00	(492,499.20)
08 3130	HOMESTEAD EXEMPTION	0.00	1,756.10	1,756.10	0.00	(1,756.10)
08 3131	PROPERTY TAX CREDIT	0.00	0.00	50,579.83	0.00	(50,579.83)
08 3132	PERSONAL PROPERTY TAX CREDIT	0.00	290.89	290.89	0.00	(290.89)
08 3133	NAMEPLATE CAPACITY TAX	0.00	0.00	9,490.98	0.00	(9,490.98)
08 3180	PRORATE MOTOR VEHICLE	0.00	0.00	460.49	0.00	(460.49)
08 3192	CARLINE TRANSP. TAX	0.00	0.00	0.00	0.00	0.00
08 3300	IN LIEU OF SCHOOL LAND TX	0.00	0.00	0.00	0.00	0.00
08 3590	OPPORTUNITY GRANT	0.00	0.00	0.00	0.00	0.00
08 3990	OTHER STATE RECEIPTS	0.00	0.00	0.00	0.00	0.00
	Subtotal: STATE RECEIPTS	0.00	2,046.99	62,578.29	0.00	(62,578.29)
08 5200	LONG TERM LOANS	0.00	0.00	0.00	0.00	0.00
08 5400	SALE OF PROPERTY	0.00	110.16	2,225.58	0.00	(2,225.58)
08 5500	TRANSFERS FROM GEN. FUND	0.00	0.00	0.00	0.00	0.00
08 5600	NON-REVENUE RECEIPTS	0.00	0.00	0.00	0.00	0.00
	Subtotal: NON-REVENUE RECEIPTS	0.00	110.16	2,225.58	0.00	(2,225.58)
08 9000	NON-PROG. TRANSF.FROM GF	0.00	0.00	0.00	0.00	0.00
	Subtotal: OTHER NON-REVENUE RECEIPTS	0.00	0.00	0.00	0.00	0.00
	Fund Total:	0.00	13,013.84	557,303.07	0.00	(557,303.07)

Account Number	Account Description	Revised Budget	Expended During Month	Expenditures to Date	% of Budget
08	BUILDING FUND				
08 2515 318 000 1	BLDG & SITE CONTRACTED SERVICES - E	\$0.00	\$0.00	\$0.00	0.00
08 2515 318 000 2	BLDG & SITE CONTRACTED SERVICES - S	\$0.00	\$0.00	\$0.00	0.00
08 2515 319 000 1	BLDG & SITE OTHER PROF/TECH SERVICES- E	\$0.00	\$0.00	\$0.02	0.00
08 2515 480 000 1	BLDG FUND EQUIPMENT <5000 - E	\$0.00	\$0.00	\$0.00	0.00
08 2515 480 000 2	BLDG FUND EQUIPMENT <5000 - S	\$0.00	\$0.00	\$0.00	0.00
08 2515 520 000 1	NEW BUILDINGS-ELEM.	\$0.00	\$0.00	\$0.00	0.00
08 2515 520 000 2	BUILDING, ACQUISITON & IMPROVEMENTS-HS	\$0.00	\$49,782.60	\$696,272.42	0.00
08 2515 530 000 0	FURNITURE AND EQUIPMENT	\$0.00	\$0.00	\$0.00	0.00
2515	BUILDING & SITES	\$0.00	\$49,782.60	\$696,272.44	0.00
08 9000 759 000 1	BF NON-PROGRAM TRANSFER	\$0.00	\$0.00	\$0.00	0.00
08 9000 759 000 2	BF NON-PROGRAM TRANSFER	\$0.00	\$0.00	\$0.00	0.00
9000	NON-PROGRAMMED EXPENDITURES	\$0.00	\$0.00	\$0.00	0.00
08	BUILDING FUND	\$0.00	\$49,782.60	\$696,272.44	0.00

O'Neill Public School Expenditures 2017-2018

	2015-16 Budget	January	February	March	YTD Expenditures	Ending Balance	Budget Used
Regular Instructional	3,604,806.87	262,442.30	286,082.95	262,249.71	1,915,000.34	1,689,806.53	53.1%
Vocational Education	659,454.55	46,908.44	46,750.79	47,125.91	347,686.12	311,768.43	52.7%
Gifted Program	33,323.00	2,606.62	2,476.00	2,491.85	11,405.73	21,917.27	34.2%
ELL Program	325,346.85	25,260.12	29,493.82	27,914.46	190,136.29	135,210.56	58.4%
Poverty Programs	1,110,721.33	95,183.49	94,113.47	97,235.28	656,121.00	454,600.33	59.1%
Early Childhood Programs	105,043.94	6,169.50	6,063.03	6,051.49	43,576.88	61,467.06	41.5%
Special Education	1,673,578.28	157,452.96	134,358.06	159,338.86	998,729.57	674,848.71	59.7%
Other Pupil Services	665,097.58	44,873.19	45,279.39	50,005.00	400,889.45	264,208.13	60.3%
Support Services-Staff	14,800.00	-	258.68	-	1,401.37	13,398.63	9.5%
Library Services	324,907.60	25,813.79	26,024.12	24,532.66	180,770.72	144,136.88	55.6%
Distance Learning	9,000.00	-	1,617.51	-	7,772.42	1,227.58	86.4%
General Administration	354,352.04	24,219.09	36,628.86	23,517.12	194,879.50	159,472.54	55.0%
Principals	421,848.60	34,345.79	35,243.79	34,653.24	243,307.08	178,541.52	57.7%
Admin-Business Services	133,124.44	6,172.66	7,601.58	7,696.17	47,325.63	85,798.81	35.5%
Vehicle Acquisition & Maint.	2,095.00	128.32	352.70	242.65	846.41	1,248.59	40.4%
Maint & Operation-Buildings	1,747,957.96	58,379.81	65,555.11	66,621.23	454,574.10	1,293,383.86	26.0%
Pupil Transportation	290,043.96	28,102.52	21,800.39	24,910.23	179,683.23	110,360.73	62.0%
State Categorical	37,000.00	-	3,834.41	309.29	11,571.58	25,428.42	31.3%
Title I	174,341.00	7,423.80	7,423.80	7,423.80	77,472.09	96,868.91	44.4%
Federal Programs	149,920.00	29,423.86	15,660.08	6,295.40	140,261.00	9,659.00	93.6%
IDEA	196,305.00	20,908.42	19,836.77	(2,810.92)	111,934.32	84,370.68	57.0%
Summer School	4,700.00	-	-	-	-	4,700.00	0.0%
Transfers to Activity Fund	51,000.00	-	-	-	51,000.00	-	100.0%
TOTAL EXPENDITURES	12,088,768.00	875,814.68	886,455.31	845,803.43	6,266,344.83	5,822,423.17	51.8%

2017-2018

September	964,615.77
October	904,387.87
November	931,394.83
December	857,872.94
January	875,814.68
February	886,455.31
March	845,803.43
April	-
May	-
June	-
July	-
August	-
YTD Expenditures	<u>6,266,344.83</u>

Regular; Processing Month 03/2018; Fund Number 01

Fund: 01 GENERAL FUND

Account Number	Description	Revised Budget	During Month	To Date	% of Budget	Budget Balance
01 1110	LOCAL TAX SOURCES-DISTRIC	9,017,535.00	89,903.08	4,559,354.26	50.56	4,458,180.74
01 1111	TAXES IN LIEU-REG. (NPPD)	2,000.00	0.00	119.26	5.96	1,880.74
01 1115	CAR LINE TRANSP. TAX	1,500.00	0.00	893.78	59.59	606.22
01 1120	TAXES IN LIEU-5% (NPPD)	100,000.00	0.00	0.00	0.00	100,000.00
01 1125	MOTOR VEHICLE TAXES	400,000.00	40,273.13	310,649.09	77.66	89,350.91
01 1210	TUITION FROM OTHER DISTRI	500.00	0.00	0.00	0.00	500.00
01 1220	TUITION FROM INDIVIDUALS	0.00	0.00	0.00	0.00	0.00
01 1230	SE TUITION-OTHER DIST.	0.00	0.00	0.00	0.00	0.00
01 1250	DRIVER ED. FEES	0.00	0.00	0.00	0.00	0.00
01 1251	SUMMER SCHOOL TUITION	0.00	0.00	0.00	0.00	0.00
01 1270	PRESCHOOL TUITION AND FEES	0.00	0.00	0.00	0.00	0.00
01 1330	TRANSP. FROM OTHER DIST.-	0.00	0.00	0.00	0.00	0.00
01 1410	INTEREST	4,000.00	316.62	2,400.96	60.02	1,599.04
01 1610	LOCAL LICENSE FEES	1,000.00	70.00	902.50	90.25	97.50
01 1620	LOCAL POLICE COURT FEES	0.00	0.00	0.00	0.00	0.00
01 1790	OTHER LOCAL RECEIPTS	0.00	0.00	0.00	0.00	0.00
01 1910	RENT	2,000.00	315.00	1,140.00	57.00	860.00
01 1911	RENT (CUSTODIAL)	0.00	0.00	0.00	0.00	0.00
01 1920	DONATIONS & CONTRIBUTIONS	2,000.00	0.00	1,232.00	61.60	768.00
01 1950	POSTSECONDARY RECEIPTS	0.00	0.00	0.00	0.00	0.00
01 1990	SALE OF JUNK/OTHER REC.	0.00	0.00	0.00	0.00	0.00
01 1991	KM FOUNDATION GRANT	0.00	0.00	0.00	0.00	0.00
01 1992	KM FOR KIDS GRANT	0.00	0.00	0.00	0.00	0.00
01 1994	NN AHEC-BIO II GRANT	0.00	0.00	0.00	0.00	0.00
	Subtotal: LOCAL RECIEPTS	9,530,535.00	130,877.83	4,876,691.85	51.17	4,653,843.15
01 2110	CO. FINES & LICENSES	50,000.00	4,427.83	26,661.93	53.32	23,338.07
01 2130	OTHER COUNTY SOURCES	0.00	0.00	0.00	0.00	0.00
01 2225	ESU - DL FUNDS	0.00	0.00	0.00	0.00	0.00
	Subtotal: COUNTY AND ESU RECEIPTS	50,000.00	4,427.83	26,661.93	53.32	23,338.07
01 3110	STATE AID	172,213.00	17,219.00	120,557.00	70.00	51,656.00
01 3120	SPEC. ED. PROGRAMS	700,000.00	106,550.00	397,414.00	56.77	302,586.00
01 3125	SPEC. ED. TRANSPORTATION	15,000.00	14,253.00	14,253.00	95.02	747.00
01 3130	HOMESTEAD EXEMPTIONS	0.00	11,340.53	11,340.53	0.00	(11,340.53)
01 3131	PROPERTY TAX CREDIT	0.00	0.00	350,849.06	0.00	(350,849.06)
01 3132	PERSONAL PROPERTY TAX CREDIT	0.00	2,017.76	2,017.76	0.00	(2,017.76)
01 3133	NAMEPLATE CAPACITY TAX	515,665.00	0.00	125,615.46	24.36	390,049.54
01 3135	HIGH ABIL. LEARN. GRANT	7,000.00	0.00	7,428.00	106.11	(428.00)
01 3145	OPTION TRANSPORTATION REC	0.00	0.00	0.00	0.00	0.00
01 3155	TEXTBOOK LOAN REIMB.	500.00	4,137.69	4,137.69	827.54	(3,637.69)
01 3161	WARDS OF COURT - SPED	0.00	0.00	0.00	0.00	0.00
01 3165	PRESCHOOL SPED-SUPP. TRAN	0.00	0.00	0.00	0.00	0.00
01 3180	PRORATE MOTOR VEHICLE	12,000.00	0.00	6,094.67	50.79	5,905.33
01 3190	OTHER STATE RECEIPTS	0.00	0.00	0.00	0.00	0.00
01 3200	STATE APPORTIONMENT	130,000.00	0.00	137,715.89	105.94	(7,715.89)
01 3300	INLIEU OF SCHOOL LAND TAX	0.00	0.00	0.00	0.00	0.00
01 3511	DISTANCE EDUCATION EQUIPMENT REIMBURSEMT	0.00	0.00	0.00	0.00	0.00
01 3512	DISTANCE EDUCATION INCENTIVE PAYMENTS	0.00	0.00	5,711.68	0.00	(5,711.68)
01 3518	WASTE REDUCTION GRANT (TR	0.00	0.00	0.00	0.00	0.00
01 3540	STATE EARLY CHILDHOOD	0.00	0.00	0.00	0.00	0.00
01 3590	OPPORTUNITY GRANT	30,000.00	0.00	0.00	0.00	30,000.00
01 3990	OTHER STATE RECEIPTS	0.00	0.00	20,421.50	0.00	(20,421.50)
01 3991	HHS TOBACCO GRANT	0.00	0.00	0.00	0.00	0.00
	Subtotal: STATE RECEIPTS	1,582,378.00	155,517.98	1,203,556.24	76.06	378,821.76

Regular; Processing Month 03/2018; Fund Number 01

Fund: 01 GENERAL FUND

<u>Account Number</u>	<u>Description</u>	<u>Revised Budget</u>	<u>During Month</u>	<u>To Date</u>	<u>% of Budget</u>	<u>Budget Balance</u>
01 4200	TITLE I CURRENT	160,077.00	0.00	51,517.00	32.18	108,560.00
01 4210	TITLE I, PART A NCLB IMPROVE BASIC PRGRM	14,264.00	0.00	0.00	0.00	14,264.00
01 4310	TITLE IIA	28,557.00	0.00	6,644.00	23.27	21,913.00
01 4315	TITLE IIB-MATH/SCI PARTNERSHIP	0.00	0.00	0.00	0.00	0.00
01 4320	TITLE V NCLB GRANT	0.00	0.00	0.00	0.00	0.00
01 4330	TITLE VI - REAP (RLIS)	0.00	0.00	0.00	0.00	0.00
01 4402	PRESCHOOL SPEC.ED.TRANSPO	0.00	0.00	0.00	0.00	0.00
01 4404	SPED IDEA BASE BAF ALLOCATION 0-3	70,500.00	0.00	3,092.00	4.39	67,408.00
01 4405	IDEA PART B SUPP PAYMENT	0.00	0.00	0.00	0.00	0.00
01 4406	SPED IDEA BASE BAF ALLOCATION 3-5	3,000.00	0.00	0.00	0.00	3,000.00
01 4410	SPED IDEA ENROLLMENT/POVERTY	104,000.00	0.00	53,746.00	51.68	50,254.00
01 4411	IDEA PART B EARLY INTERVENING SERVICES	0.00	0.00	0.00	0.00	0.00
01 4412	IDEA NON PUBLIC PROPORTIONATE SHARE	18,805.00	12,697.00	16,181.00	86.05	2,624.00
01 4415	SCIP GRANT	0.00	0.00	0.00	0.00	0.00
01 4416	SYSTEM SUPPORT GRANT	0.00	0.00	0.00	0.00	0.00
01 4417	IDEA TRANSITIONS	0.00	0.00	0.00	0.00	0.00
01 4450	MEDICAID - SCHOOL AGE	2,500.00	0.00	246.35	9.85	2,253.65
01 4455	MECCATECH/NEBMAC PAYMENTS	25,000.00	0.00	0.00	0.00	25,000.00
01 4580	EDUCATION JOBS FUND PROGRAM	0.00	0.00	0.00	0.00	0.00
01 4630	ARRA: IDEA PS (619) ENROLL/POVERTY	0.00	0.00	0.00	0.00	0.00
01 4690	OTHER FEDERAL NON-CATEGORICAL	0.00	0.00	5,511.83	0.00	(5,511.83)
01 4700	PERKINS GRANT	0.00	0.00	4,697.60	0.00	(4,697.60)
01 4720	MIDDLE SCHOOLS CURRICULUM PROJECT GRANT	0.00	0.00	0.00	0.00	0.00
01 4730	PERKINS (ReVISION) INNOVATION GR	0.00	0.00	0.00	0.00	0.00
01 4741	REVISION ACTION GRANT	48,833.00	1,504.00	38,675.00	79.20	10,158.00
01 4810	ARRA: ESEA TITLE I, PART A	0.00	0.00	0.00	0.00	0.00
01 4813	ARRA: ESEA TITLE II, PART D TECHNOLOGY	0.00	0.00	0.00	0.00	0.00
01 4850	UNIVERSAL SERVICE FUND (E-RATE)	0.00	0.00	3,254.34	0.00	(3,254.34)
01 4915	TITLE I, PART C NCLB - MIGRANT EDUCATION	1,000.00	1,243.26	1,243.26	124.33	(243.26)
01 4925	TITLE III NCLB - LIMITED ENG PROF GRNT	1,500.00	0.00	0.00	0.00	1,500.00
01 4926	TITLE III NCLB - IMMIGRANT EDUCATION	0.00	0.00	0.00	0.00	0.00
01 4968	21ST CENTURY GRANT	70,030.00	991.00	59,415.85	84.84	10,614.15
01 4970	STAR GRANT	0.00	0.00	0.00	0.00	0.00
01 4971	ARMS GRANT	0.00	0.00	0.00	0.00	0.00
01 4990	OTHER FEDERAL SOURCES	0.00	0.00	0.00	0.00	0.00
01 4995	CATEGORICAL GRANTS FROM CORP	0.00	0.00	0.00	0.00	0.00
	Subtotal: FEDERAL RECEIPTS	548,066.00	16,435.26	244,224.23	44.56	303,841.77
01 5300	INSURANCE CLAIMS	50,000.00	0.00	50,539.29	101.08	(539.29)
01 5400	SALE OF PROPERTY	0.00	0.00	112.43	0.00	(112.43)
01 5500	TRANSFERS	0.00	0.00	0.00	0.00	0.00
01 5600	NON-REVENUE RECEIPTS	0.00	0.00	0.00	0.00	0.00
01 5601	NON-REVENUE RECEIPTS-CUSTODIAL SERVICES	0.00	0.00	0.00	0.00	0.00
01 5690	OTHER NON-REVENUE RECEIPTS	0.00	1,352.21	13,939.65	0.00	(13,939.65)
	Subtotal: NON-REVENUE RECEIPTS	50,000.00	1,352.21	64,591.37	129.18	(14,591.37)
01 9000	NON-PROGRAM RECEIPTS	0.00	0.00	0.00	0.00	0.00
	Subtotal: OTHER NON-REVENUE RECEIPTS	0.00	0.00	0.00	0.00	0.00
	Fund Total:	11,760,979.00	308,611.11	6,415,725.62	54.55	5,345,253.38

Revenue Summary Report

Processing Month: 03/2018

User ID: KMARVIN

Regular; Processing Month 03/2018; Fund Number 01

	<u>Revised Budget</u>	<u>During Month</u>	<u>To Date</u>	<u>% of Budget</u>	<u>Budget Balance</u>
Grand Total:	11,760,979.00	308,611.11	6,415,725.62	54.55	5,345,253.38

O'Neill Public Schools

Income - Expense Summary

March, 2018

IMPREST ACCOUNT

GWB - Checking Account Balance - 2/28/18 \$5,000.25

REVENUE:

Great Western Bank - Interest \$0.04

TOTAL REVENUE \$0.04

EXPENDITURES:

TOTAL EXPENDITURES \$0.00

TOTAL IMPREST BALANCE - 3/31/18 \$5,000.29

BANK STATEMENT BALANCE - 3/31/18 \$5,000.29

Outstanding Deposit \$0.00

Outstanding Checks \$0.00

ENDING BALANCE \$5,000.29

ACCOUNT REVIEW

Ending Register Balance \$5,000.29

Disbursements \$0.00

Less: Accrued Interest \$0.29

Imprest Account Balance \$5,000.00

O'Neill Public Schools
Income - Expense Summary
March-2018

GENERAL - DEPRECIATION - LUNCH - COOPERATIVE - STUDENT FEE FUNDS

Checking Account Balance	2,051,077.46	\$2,051,077.46
--------------------------	--------------	-----------------------

EMPLOYEE BENEFIT FUND

Checking Account Balance	<u>10,521.02</u>	\$10,521.02
--------------------------	------------------	--------------------

BUILDING FUND

Checking Account Balance	288,548.50	
Savings Account Balance	<u>101,209.85</u>	
		\$389,758.35

FLEX BENEFITS FUND

Checking Account Balance	<u>17,472.99</u>	\$17,472.99
--------------------------	------------------	--------------------

O'Neill Public Schools
Income - Expense Summary
March-2018

GENERAL FUND

Checking Account Balance	1,822,388.34	
BALANCE - 2/28/2018		\$1,822,388.34
REVENUE		
Taxes	89,903.08	
Motor Vehicle Taxes	40,273.13	
Interest - Checking	316.62	
Local License Fees	70.00	
Rent	315.00	
County Fines and Licenses	4,427.83	
State Aid	17,219.00	
Special Education Programs	106,550.00	
Special Education Transportation	14,253.00	
Homestead Exemptions	11,340.53	
Personal Property Tax Credit	2,017.76	
Textbook Loan Reimbursement	4,137.69	
IDEA Non-Public Proportionate Share	12,697.00	
Revision Action Grant	1,504.00	
Title I, Part C NCLB - Migrant Education	1,243.26	
21st Century Grant	991.00	
Non-Revenue Receipts	1,352.21	
TOTAL REVENUE		\$308,611.11
EXPENDITURES		
Payables	(845,803.43)	
TOTAL EXPENDITURES		(\$845,803.43)
LIABILITIES		
Retirees Life Insurance	(185.28)	
TOTAL LIABILITIES		(\$185.28)
Checking Account Balance	1,285,010.74	
TOTAL GENERAL FUND BALANCE - 03/31/2018		\$1,285,010.74

O'Neill Public Schools
Income - Expense Summary
March-2018

DEPRECIATION FUND

Great Western Bank Balance	585,442.72	
BALANCE - 2/28/2018		\$585,442.72
 REVENUE		
Interest - GWB	99.76	
TOTAL REVENUE	<u>99.76</u>	\$99.76
 EXPENDITURES		
	0.00	
TOTAL EXPENDITURES	<u>0.00</u>	<u>\$0.00</u>
Great Western Bank Balance	585,542.48	
TOTAL DEPRECIATION FUND BALANCE - 03/31/2018		<u>\$585,542.48</u>

O'Neill Public Schools
Income - Expense Summary
March-2018

NUTRITION FUND

CHECKING ACCOUNT BALANCE - 2/28/2018 **\$149,537.17**

REVENUE

Federal Lunch Reimbursement	21,506.39
Federal Breakfast Reimbursement	3,625.28
Federal After School Snacks	829.84
Federal SFSP Reimbursement	0.00
State Lunch Reimbursement	0.00
State Breakfast Reimbursement	0.00
Lunch/Breakfast Receipts	15,366.42
ESU 8/WLC Meals	120.60
Developing Eagles After School Snacks	0.00
THRIVE After School Snacks	0.00
Online Fees Received	120.01
Other Receipts	0.00

TOTAL REVENUE **\$41,568.54**

EXPENDITURES

Salaries - SFSP	0.00
Benefits - SFSP	0.00
Advertising	0.00
Food	(38,943.13)
Postage	(121.59)
Equipment (>5000)	0.00
Supplies & Equipment (<5000)	(40.56)
Travel Expense	0.00
Repairs/Services	(96.00)
Computer Hardware	0.00
Computer Software	0.00
Online Payment Fees	(138.41)
Other - Refund Lunch Acct Balance, etc	7.45

TOTAL EXPENDITURES **(\$39,332.24)**

TOTAL NUTRITION FUND BALANCE - 03/31/2018 **\$151,773.47**

O'Neill Public Schools
Income - Expense Summary
March-2018

STUDENT FEE FUND

BALANCE - 2/28/2018		\$30,410.47
REVENUE		
Developing Eagles Fees	1,473.00	
Apple User Fees	0.00	
TOTAL REVENUE		\$1,473.00
EXPENDITURES		
Developing Eagle Expenses	(3,132.70)	
Computer Supplies	0.00	
TOTAL EXPENDITURES		(\$3,132.70)
 TOTAL STUDENT FEE FUND BALANCE - 03/31/2018		 \$28,750.77

EMPLOYEE BENEFIT FUND

Checking Account Balance	10,520.93	
TOTAL EMPLOYEE BENEFIT FUND BALANCE - 2/28/2018		\$10,520.93
REVENUE		
Non-Revenue Receipts		
Interest - Checking	0.09	
TOTAL REVENUE		\$0.09
EXPENDITURES		
Unemployment Comp		
TOTAL EXPENDITURES		\$0.00
Checking Account Balance		
TOTAL EMPLOYEE BENEFIT FUND BALANCE - 03/31/2018		\$10,521.02

O'Neill Public Schools
Income - Expense Summary
March-2018

BUILDING FUND

Checking Account Balance	325,330.15	
Savings Account Balance	101,196.96	
TOTAL BUILDING FUND BALANCE - 2/28/2018		\$426,527.11
REVENUE		
Taxes	12,888.18	
Interest - Checking	2.61	
Interest - Savings	12.89	
Sale of Property	0.00	
TOTAL REVENUE		\$13,013.84
EXPENDITURES		
Expenses	(49,782.60)	
TOTAL EXPENDITURES		(\$49,782.60)
Checking Account Balance	288,548.50	
Savings Account Balance	101,209.85	
TOTAL BUILDING FUND BALANCE - 03/31/2018		\$389,758.35

FLEX BENEFITS FUND

CHECKING ACCOUNT BALANCE - 2/28/2018		\$15,301.95
REVENUE		
Dist. 7 General Fund - Payroll Deductions	6,484.03	
Great Western Bank - Interest	0.18	
TOTAL REVENUE		\$6,484.21
EXPENDITURES		
Dist. 7 Employees - Employee Reimbursements	(4,313.17)	
TOTAL EXPENDITURES		(\$4,313.17)
TOTAL FLEX BENEFIT FUND BALANCE - 03/31/2018		\$17,472.99

<u>Invoice Date</u>	<u>Vendor Name</u>	<u>Account Number</u>	<u>Description</u>	<u>Amount</u>
02/26/2018	Checking 1			
	ACCESS ELEVATOR & LIFTS, INC.	01 2620 318 000 1	Repairs - Lift '38 Bldg	409.20
	ACCESS ELEVATOR & LIFTS, INC.	01 2620 318 000 2	Repairs - Lift '38 Bldg	409.20
	ACCESS ELEVATOR & LIFTS, INC.	01 2620 410 000 1	Repairs - Lift '38 Bldg	515.54
	ACCESS ELEVATOR & LIFTS, INC.	01 2620 410 000 2	Repairs - Lift '38 Bldg	515.54
			Vendor Total:	1,849.48
03/31/2018				
	AEGIS THERAPIES, INC	01 4412 313 000 1	PT Services - March 2018	93.00
	AEGIS THERAPIES, INC	01 1210 313 000 1	PT Services - March 2018	698.74
	AEGIS THERAPIES, INC	01 1210 313 000 2	PT Services - March 2018	608.22
	AEGIS THERAPIES, INC	01 4404 313 002 0	PT Services - March 2018	246.76
	AEGIS THERAPIES, INC	01 4406 313 000 0	PT Services - March 2018	481.12
			Vendor Total:	2,127.84
03/28/2018				
	AINSWORTH PUBLIC SCHOOLS	01 1108 670 000 2	District Music Entry Fees	215.00
	AINSWORTH PUBLIC SCHOOLS	01 1141 670 000 2	District Music Entry Fees	215.00
			Vendor Total:	430.00
03/29/2018				
	ALDER, BRENT	01 2750 332 000 2	Transportation - March, 2018	559.19
			Vendor Total:	559.19
03/19/2018				
	ANSON INSURANCE SERVICES, INC.	01 2310 342 000 1	Treasurer's Bond	62.50
	ANSON INSURANCE SERVICES, INC.	01 2310 342 000 2	Treasurer's Bond	62.50
			Vendor Total:	125.00
04/02/2018				
	APPEARA	01 1180 410 000 2	Class Supplies	82.64
	APPEARA	01 2610 410 000 1	Custodial Supplies	191.65
	APPEARA	01 2610 410 000 2	Custodial Supplies	263.01
			Vendor Total:	537.30
05/01/2018				
	APPLE FINANCIAL SERVICES	01 1100 460 000 2	Computer Lease Pmt 4 of 4	109,227.13
			Vendor Total:	109,227.13
03/31/2018				
	AVERA ST. ANTHONY'S HOSPITAL	01 4412 313 000 1	OT Services - March, 2018	240.00
	AVERA ST. ANTHONY'S HOSPITAL	01 4404 313 002 0	OT Services - March, 2018	80.00
	AVERA ST. ANTHONY'S HOSPITAL	01 1210 313 000 1	OT Services - March, 2018	1,632.00
	AVERA ST. ANTHONY'S HOSPITAL	01 1210 313 000 2	OT Services - March, 2018	768.00
	AVERA ST. ANTHONY'S HOSPITAL	01 4406 313 000 0	OT Services - March, 2018	618.60
			Vendor Total:	3,338.60
04/05/2018				
	BARTAK GLASS, INC	01 2620 410 000 2	Plexiglass - Fire Extinguisher Door	12.00
			Vendor Total:	12.00

<u>Invoice Date</u>	<u>Vendor Name</u>	<u>Account Number</u>	<u>Description</u>	<u>Amount</u>
04/06/2018	BIG RED MOTOR SPORTS INC.	01 2610 410 000 2	Repairs 4 wheeler	35.34
			Vendor Total:	35.34
03/19/2018	BOMGAARS	01 2610 410 000 1	Custodial Supplies	186.63
	BOMGAARS	01 2610 410 000 2	Custodial Supplies	55.98
	BOMGAARS	01 1103 410 000 2	Class Supplies	55.92
			Vendor Total:	298.53
03/29/2018	BRACHLE, ASHLEY	01 2760 332 000 1	Transportation - March, 2018	166.77
			Vendor Total:	166.77
03/29/2018	BREINER, JEANNE	01 2750 332 000 2	Transportation - March, 2018	279.59
			Vendor Total:	279.59
03/25/2018	CARHART LUMBER CO	01 3400 410 000 1	Materials Raised Garden Beds-Annies Gr	1,614.75
			Vendor Total:	1,614.75
04/04/2018	CASEY'S GENERAL STORES, INC.	01 1100 670 000 2	Supplies - ACT Testing	125.91
			Vendor Total:	125.91
03/31/2018	CITY OF O'NEILL	01 2610 323 000 1	Monthly Service	557.10
	CITY OF O'NEILL	01 2610 323 000 2	Monthly Service	939.80
	CITY OF O'NEILL	01 2610 324 000 1	Monthly Service	588.30
	CITY OF O'NEILL	01 2610 324 000 2	Monthly Service	580.27
			Vendor Total:	2,665.47
03/28/2018	CLASS B ALL STATE BAND	01 1108 670 000 2	Class B Honor Band Registration Fees	240.00
			Vendor Total:	240.00
04/02/2018	CUBBY'S INC.	01 2520 336 000 2	Custodial Fuel	55.14
	CUBBY'S INC.	01 2750 336 000 2	Activity Fuel	157.79
			Vendor Total:	212.93
03/29/2018	CUHEL, FRANK	01 2750 332 000 1	Transportation - March, 2018	447.35
			Vendor Total:	447.35
03/05/2018	DEAN, CHAD	01 1108 670 000 2	Ldg-NSBA 3/1/18-3/2/18	57.80
			Vendor Total:	57.80
03/29/2018	DOTY, JEAN	01 2751 332 000 2	Transportation - March, 2018	141.63
			Vendor Total:	141.63
04/05/2018				

<u>Invoice Date</u>	<u>Vendor Name</u>	<u>Account Number</u>	<u>Description</u>	<u>Amount</u>
	EGAN SUPPLY CO	01 2610 410 000 1	Green Earth Foam Soap	191.16
	EGAN SUPPLY CO	01 2610 410 000 1	Bol Maid	55.20
	EGAN SUPPLY CO	01 2610 410 000 1	Rest Stop	54.72
	EGAN SUPPLY CO	01 2610 410 000 1	Shipping	11.50
			Vendor Total:	312.58
04/10/2018				
	EMME CONSTRUCTION	01 2620 318 000 1	Snow Removal 3/5; 3/11; 4/3	601.25
	EMME CONSTRUCTION	01 2620 318 000 2	Snow Removal 3/5; 3/11; 4/3	601.25
			Vendor Total:	1,202.50
03/30/2018				
	ENGINEERED CONTROLS,	01 2620 318 000 2	Repairs-Control Board VFD	1,014.00
03/14/2018				
	ENGINEERED CONTROLS,	01 2620 318 000 1	Service Agreement March 2018-Aug 2018	2,390.00
03/14/2018				
	ENGINEERED CONTROLS,	01 2620 318 000 2	Service Agreement March 2018-Aug 2018	1,985.00
			Vendor Total:	5,389.00
04/12/2018				
	ESU #1	01 1210 313 000 1	Audiologist-Regional Deaf Ed (Jan-Mar)	218.00
			Vendor Total:	218.00
02/28/2018				
	ESU #7	01 1220 318 000 2	Transition Services - Feb 2018	264.65
			Vendor Total:	264.65
03/16/2018				
	ESU #8	01 2410 670 000 1	Principal Cadre 2/21/18-Brodersen	20.00
03/21/2018				
	ESU #8	01 1210 313 000 1	SPED Level 1 Services - Feb 2018	575.40
	ESU #8	01 1210 313 000 2	SPED Level 1 Services - Feb 2018	435.00
03/21/2018				
	ESU #8	01 4406 313 000 0	SPED Pre-School Costs - Feb 2018	60.00
04/06/2018				
	ESU #8	01 2510 382 000 1	E-Rate Charges 3/17/18	15.00
	ESU #8	01 2510 382 000 2	E-Rate Charges 3/17/18	15.00
			Vendor Total:	1,120.40
03/06/2018				
	FISHER'S PLUMBING & HEATING	01 2620 318 000 2	Remove drinking fountain - HS	92.50
	FISHER'S PLUMBING & HEATING	01 2620 410 000 2	Remove drinking fountain - HS	25.65
			Vendor Total:	118.15
04/03/2018				
	FISHER, COREY	01 2410 670 000 2	Meal-ACT Proctors	20.38
04/05/2018				
	FISHER, COREY	01 2190 670 000 2	Ldg/Meals/Fuel-State FFA	206.49

<u>Invoice Date</u>	<u>Vendor Name</u>	<u>Account Number</u>	<u>Description</u>	<u>Amount</u>
			Vendor Total:	226.87
03/24/2018				
	FOX'S FOOD PLAZA	01 2760 336 000 6	Fuel - CTL Van	136.71
	FOX'S FOOD PLAZA	01 2760 336 000 3	Fuel - HC Van	216.12
	FOX'S FOOD PLAZA	01 2750 336 000 2	Fuel - Activities	596.51
	FOX'S FOOD PLAZA	01 2520 336 000 2	Fuel - Custodial PU	40.45
	FOX'S FOOD PLAZA	06 2100 336 000 3	Fuel - Lunch Van	53.63
	FOX'S FOOD PLAZA	01 2760 336 000 7	Fuel - SPED Mini Bus	44.59
			Vendor Total:	1,088.01
03/15/2018				
	FRITZ, ANN	01 1220 670 000 1	Meals-Using Visuals to Communicate Trng	15.95
			Vendor Total:	15.95
04/05/2018				
	GRUHN, CINDY	01 2750 332 000 1	Transportation - March, 2018	211.25
			Vendor Total:	211.25
04/04/2018				
	HAMPTON, ANITA	01 2750 332 000 2	Transportation - March 2018	422.50
			Vendor Total:	422.50
03/29/2018				
	HARMANTAS, TRENA	01 2750 332 000 2	Transportation Feb-Mar, 2018	465.99
			Vendor Total:	465.99
03/29/2018				
	HARRIS, DUSTIN	01 2750 332 000 2	Transportation - March, 2018	268.41
			Vendor Total:	268.41
04/01/2018				
	HOLDREGE PUBLIC SCHOOLS	01 1105 230 000 1	Insurance - April, 2018	512.81
	HOLDREGE PUBLIC SCHOOLS	01 1175 230 000 1	Insurance - April, 2018	341.87
			Vendor Total:	854.68
03/28/2018				
	HOLT COUNTY INDEPENDENT	01 2310 350 000 1	Notice & Proceedings	93.67
	HOLT COUNTY INDEPENDENT	01 2310 350 000 2	Notice & Proceedings	93.66
			Vendor Total:	187.33
03/12/2018				
	HOME HEALTH MEDICAL EQUIPMENT, INC.	01 1220 410 000 2	Wheel Chair Rental	55.00
			Vendor Total:	55.00
03/28/2018				
	HOWARD, REGINA	01 1220 670 000 1	Meals-Using Visuals to Communicate Trng	20.32
			Vendor Total:	20.32
03/05/2018				
	INSTRUMENTALIST AWARDS LLC	01 1141 410 000 2	Choral Certificates	14.50
03/30/2018				
	INSTRUMENTALIST AWARDS LLC	01 1108 410 000 2	Louis Armstrong Jazz Award Certificate	6.25

<u>Invoice Date</u>	<u>Vendor Name</u>	<u>Account Number</u>	<u>Description</u>	<u>Amount</u>
	INSTRUMENTALIST AWARDS LLC	01 1108 410 000 2	John Philip Sousa Band Award Certificate	6.25
	INSTRUMENTALIST AWARDS LLC	01 1108 410 000 2	The Instrumentalist Magazine Musicianshi	4.00
	INSTRUMENTALIST AWARDS LLC	01 1141 410 000 2	National School Choral Certificate	6.25
	INSTRUMENTALIST AWARDS LLC	01 1108 410 000 2	shipping	2.00
			Vendor Total:	39.25
03/12/2018				
	ISLAND SUPPLY WELDING CO	01 1103 410 000 2	Class Supplies	304.38
			Vendor Total:	304.38
03/20/2018				
	J.W. PEPPER & SON, INC.	01 1108 410 000 2	Encanto by Robert W Smith	70.00
	J.W. PEPPER & SON, INC.	01 1108 410 000 2	Encanto Scores by Robert W Smith	22.50
	J.W. PEPPER & SON, INC.	01 1108 410 000 2	Trumpet Stars Set 2 by Vandercook	38.85
	J.W. PEPPER & SON, INC.	01 1108 410 000 2	Trumpet Stars Set 1 by Vandercook	38.85
	J.W. PEPPER & SON, INC.	01 1108 410 000 2	Trombone Gems by Vandercook	38.97
	J.W. PEPPER & SON, INC.	01 1108 410 000 2	Concert & Contest Collection for French	16.99
	J.W. PEPPER & SON, INC.	01 1108 410 000 2	Concert & Contest Collection for French	9.99
	J.W. PEPPER & SON, INC.	01 1108 410 000 2	Concert & Contest Collection for Alto Sa	7.99
	J.W. PEPPER & SON, INC.	01 1108 410 000 2	Concert & Contest Collection For Alto Sa	19.98
	J.W. PEPPER & SON, INC.	01 1108 410 000 2	Concert & Contest Collection For Tenor S	15.98
	J.W. PEPPER & SON, INC.	01 1108 410 000 2	Shipping/Handling	19.99
04/10/2018				
	J.W. PEPPER & SON, INC.	01 1108 410 000 2	Concert & Contest Collection for Tenor S	9.99
04/04/2018				
	J.W. PEPPER & SON, INC.	01 1141 410 000 2	Come Sail Away	74.25
	J.W. PEPPER & SON, INC.	01 1141 410 000 2	shipping	10.99
			Vendor Total:	395.32
03/29/2018				
	JACKSON, CARA	01 2751 332 000 1	Transportation - March, 2018	186.38
			Vendor Total:	186.38
03/29/2018				
	JACOBS, MELANIE	01 2750 332 000 1	Transportation - March, 2018	372.79
			Vendor Total:	372.79
04/10/2018				
	JENNY GUBBELS	01 1135 670 000 1	Aspiring Young Author's Festival Fees	60.00
			Vendor Total:	60.00
03/29/2018				
	JOCHEIM, JODI	01 2751 332 000 2	Transportation - March, 2018	59.41

<u>Invoice Date</u>	<u>Vendor Name</u>	<u>Account Number</u>	<u>Description</u>	<u>Amount</u>
	JOCHEIM, JODI	01 2751 332 000 1	Transportation - March, 2018	59.41
			Vendor Total:	118.82
03/09/2018	JOLLY FARMER	01 1102 410 000 2	Lobster Bisque Tags	9.00
			Vendor Total:	9.00
03/25/2018	KBRX RADIO	01 2310 350 000 1	Board Mtg Notice	7.50
	KBRX RADIO	01 2310 350 000 2	Board Mtg Notice	7.50
			Vendor Total:	15.00
03/09/2017	KELLUM WELDING LLC	01 2620 318 000 2	Labor to weld hand rail HS	97.50
			Vendor Total:	97.50
04/10/2018	KENNEDY, VALERIE	01 2750 332 000 1	Transportation Feb-Mar 2018	782.86
			Vendor Total:	782.86
04/06/2018	KLABENES, MARIJO	01 2750 332 000 2	Transportation Jan-Mar 2018	396.09
			Vendor Total:	396.09
04/02/2018	KSB SCHOOL LAW	01 2310 317 000 1	Legal Services	106.00
	KSB SCHOOL LAW	01 2310 317 000 2	Legal Services	974.00
			Vendor Total:	1,080.00
04/09/2018	LAIBLE, DUSTIN	01 2750 332 000 1	Transportation - March, 2018	111.84
	LAIBLE, DUSTIN	01 2750 332 000 2	Transportation - March, 2018	111.84
			Vendor Total:	223.68
03/21/2018	LEAF FUNDING INC.	01 1100 410 000 1	Copier Contract	649.50
	LEAF FUNDING INC.	01 1100 410 000 2	Copier Contract	649.50
			Vendor Total:	1,299.00
03/29/2018	LECHTENBERG, JACQUELYN	01 2760 332 000 2	Transportation - March, 2018	685.61
			Vendor Total:	685.61
03/29/2018	LORENZ, KIMBERLY	01 2750 332 000 2	Transportation Feb-Mar, 2018	104.85
			Vendor Total:	104.85
03/31/2018	LUNCHTIME SOLUTIONS, INC.	01 1190 410 000 0	PreSchool Snacks - Mar 2018	217.63
	LUNCHTIME SOLUTIONS, INC.	01 1100 410 000 1	Kdg Snacks - Mar 2018	652.88
	LUNCHTIME SOLUTIONS, INC.	06 2100 470 000 3	Food - March 2018	39,357.70
			Vendor Total:	40,228.21
03/28/2018	MARZANO RESEARCH, LLC	01 4311 319 000 1	Marzano Training - Pmt 5 of 6	660.00
	MARZANO RESEARCH, LLC	01 4311 319 000 2	Marzano Training - Pmt 5 of 6	660.00

<u>Invoice Date</u>	<u>Vendor Name</u>	<u>Account Number</u>	<u>Description</u>	<u>Amount</u>
			Vendor Total:	1,320.00
03/21/2018				
	MASTER TEACHER, THE	01 2310 632 000 1	Golden Apple 20 years	119.85
	MASTER TEACHER, THE	01 2310 632 000 2	Golden Bell 25 years	119.85
	MASTER TEACHER, THE	01 2310 632 000 1	Base Pyramid w/Black Brass Plate	65.70
	MASTER TEACHER, THE	01 2310 632 000 2	Engraving on Base	48.00
	MASTER TEACHER, THE	01 2310 632 000 2	Shipping	10.08
			Vendor Total:	363.48
04/10/2018				
	MATSCHULLAT, KRIS	01 2750 332 000 1	Transportation - March 2018	24.85
	MATSCHULLAT, KRIS	01 2750 332 000 2	Transportation - March 2018	24.86
			Vendor Total:	49.71
03/29/2018				
	McALLISTER, JENNIFER	01 2750 332 000 2	Transportation - March, 2018	528.12
			Vendor Total:	528.12
03/22/2018				
	MERIT MECHANICAL INC	01 2620 410 000 1	Glycol - 10 gallons	250.00
			Vendor Total:	250.00
02/28/2018				
	MID-STATE ENGINEERING & TESTING, INC	01 2620 318 000 2	HS Addition Testing Proj #200-84-24	5,295.00
			Vendor Total:	5,295.00
03/20/2018				
	MIDWEST RESTAURANT SUPPLY LLC	06 2100 319 000 3	Repairs - Combi Oven & Dishwasher	709.40
	MIDWEST RESTAURANT SUPPLY LLC	06 2100 410 000 3	Repairs - Combi Oven & Dishwasher	573.63
			Vendor Total:	1,283.03
04/09/2018				
	MINER, CHERYL	01 2750 332 000 1	Transportation March, 2018	139.80
			Vendor Total:	139.80
04/02/2018				
	MYERS BUS SERVICE INC.	01 2750 336 000 2	Fuel Surcharge	107.32
	MYERS BUS SERVICE INC.	01 2750 670 000 2	Activity Travel	2,354.60
04/02/2018				
	MYERS BUS SERVICE INC.	01 2750 670 000 1	Musical Transportation	50.00
	MYERS BUS SERVICE INC.	01 2750 670 000 2	Bowling Transportation	300.00
			Vendor Total:	2,811.92
04/02/2018				
	MYERS LUXURY COACHES, INC	01 2750 670 000 2	Activity Travel	1,131.30
	MYERS LUXURY COACHES, INC	01 2750 336 000 2	Fuel Surcharge	51.68
			Vendor Total:	1,182.98
03/10/2018				
	NALCO COMPANY LLC	01 2620 410 000 2	Chemical Treatment3/1/18-3/31/18	700.00
			Vendor Total:	700.00
03/14/2018				
	NASB-NEBR ASSOC OF SCHOOL BOARDS	01 2320 670 000 1	NAEP State Convention Registration	42.50

<u>Invoice Date</u>	<u>Vendor Name</u>	<u>Account Number</u>	<u>Description</u>	<u>Amount</u>
			- C.	
	NASB-NEBR ASSOC OF SCHOOL BOARDS	01 2320 670 000 2	NAEP State Convention Registration - C.	42.50
	NASB-NEBR ASSOC OF SCHOOL BOARDS	01 2320 630 000 1	NAEP Dues	12.50
	NASB-NEBR ASSOC OF SCHOOL BOARDS	01 2320 630 000 2	NAEP Dues	12.50
			Vendor Total:	110.00
03/21/2018				
	NE DOL/BOILER INSPECTION PROGRAM	01 2620 318 000 1	Annual Boiler Inspections	156.00
	NE DOL/BOILER INSPECTION PROGRAM	01 2620 318 000 2	Annual Boiler Inspections	132.00
			Vendor Total:	288.00
03/19/2018				
	NE NEBRASKA REGIONAL DEAF EDUCATION PROG	01 4404 313 002 0	Deaf Education Services - Feb 2018	304.00
	NE NEBRASKA REGIONAL DEAF EDUCATION PROG	01 1210 313 000 1	Deaf Education Services - Feb 2018	6,544.33
	NE NEBRASKA REGIONAL DEAF EDUCATION PROG	01 1210 313 000 2	Deaf Education Services - Feb 2018	1,140.00
			Vendor Total:	7,988.33
03/21/2018				
	NEBRASKA SCIENTIFIC	01 1148 410 000 2	Double Injected 13+ Fetal Pig	167.65
	NEBRASKA SCIENTIFIC	01 1148 410 000 2	Shipping/Handling	42.65
			Vendor Total:	210.30
03/28/2018				
	NELIGH-OAKDALE MUSIC PARENTS	01 1108 410 000 1	Neligh Honor Bands registrations	300.00
			Vendor Total:	300.00
03/23/2018				
	NETA CONFERENCE REGISTRATION	01 4311 670 000 1	Regis NETA-H. Froman, K. Langan, J York	522.00
	NETA CONFERENCE REGISTRATION	01 4311 670 000 2	Regis NETA-Troester, Simonson, Vanderbeek	337.00
03/23/2018				
	NETA CONFERENCE REGISTRATION	01 4311 670 000 1	Regis-NETA S Cole, C Schindler	338.00
			Vendor Total:	1,197.00
04/02/2018				
	NORTH CENTRAL DISTRICT HEALTH DEPARTMENT	01 2320 690 000 2	Personnel ID Badges	2.00
			Vendor Total:	2.00
03/29/2018				
	NOVAK, ALEXANDRIA	01 2750 332 000 1	Transportation - March, 2018	391.43
			Vendor Total:	391.43
03/19/2018				
	O'NEILL AUTO SUPPLY, INC	01 2750 334 000 2	Wiper Blades	26.98
			Vendor Total:	26.98
04/10/2018				
	O'NEILL CAR WASH LLC	01 2760 690 000 3	HC Van Washes	17.73
			Vendor Total:	17.73

<u>Invoice Date</u>	<u>Vendor Name</u>	<u>Account Number</u>	<u>Description</u>	<u>Amount</u>
04/10/2018	O'NEILL LUMBER & TRAILER SALES	01 2620 410 000 1	Custodial Supplies	57.69
			Vendor Total:	57.69
04/06/2018	O'NEILL PEST CONTROL	01 2610 318 000 1	Pest Control	40.00
			Vendor Total:	40.00
04/10/2018	OGDEN HARDWARE	01 2620 410 000 2	Custodial Supplies	59.41
			Vendor Total:	59.41
03/19/2018	OLSSON ASSOCIATES	01 2620 318 000 2	Survey Services	5,180.00
			Vendor Total:	5,180.00
03/25/2018	ONE OFFICE SOLUTION	01 1100 410 000 1	Copier Contract	529.36
	ONE OFFICE SOLUTION	01 1100 410 000 2	Copier Contract	840.54
			Vendor Total:	1,369.90
03/31/2018	ONE SOURCE, THE BACKGROUND CHECK CO., INC	01 2510 319 000 1	Background Checks	38.00
	ONE SOURCE, THE BACKGROUND CHECK CO., INC	01 2510 319 000 2	Background Checks	25.50
			Vendor Total:	63.50
03/14/2018	OPS DIST #7	01 1220 670 000 1	Mlg-SPED Trng (Using Visuals)	229.44
			Vendor Total:	229.44
03/29/2018	OPS LUNCH FUND	01 2750 332 000 1	Transportation - March, 2018 (Schaaf)	167.76
03/29/2018	OPS LUNCH FUND	01 2751 332 000 2	Transportation - March, 2018 (Doty)	30.00
			Vendor Total:	197.76
03/29/2018	PARKS, KATIE	01 2750 332 000 1	Transportation - March, 2018	65.24
			Vendor Total:	65.24
04/10/2018	PIERCE JUNIOR HIGH BAND	01 1108 670 000 2	Audition Fees	40.00
	PIERCE JUNIOR HIGH BAND	01 1108 670 000 2	Registration Fees	225.00
			Vendor Total:	265.00
04/05/2018	PINKERMAN, DENISE	01 2750 332 000 1	Transportation - March, 2018	167.76
	PINKERMAN, DENISE	01 2750 332 000 2	Transportation - March, 2018	167.75
			Vendor Total:	335.51
04/01/2018	PITNEY BOWES FINANCIAL SERVICES LLC	01 2510 381 000 1	Postage Meter Lease	231.00
	PITNEY BOWES FINANCIAL SERVICES LLC	01 2510 381 000 2	Postage Meter Lease	231.00

<u>Invoice Date</u>	<u>Vendor Name</u>	<u>Account Number</u>	<u>Description</u>	<u>Amount</u>
			Vendor Total:	462.00
03/12/2018				
	PITSCO EDUCATION	01 1180 410 000 2	brass tubing	19.50
	PITSCO EDUCATION	01 1180 410 000 2	solid rod	40.00
	PITSCO EDUCATION	01 1180 410 000 2	nylon washers	4.95
	PITSCO EDUCATION	01 1180 410 000 2	nylon spacers	5.45
	PITSCO EDUCATION	01 1180 410 000 2	Axle Retainers	7.50
	PITSCO EDUCATION	01 1180 410 000 2	screw eyes	3.85
	PITSCO EDUCATION	01 1180 410 000 2	maxi cure glue	32.25
	PITSCO EDUCATION	01 1180 410 000 2	shipping/handling	11.35
			Vendor Total:	124.85
04/11/2018				
	RESERVE ACCOUNT	01 2510 381 000 1	Postage	283.68
	RESERVE ACCOUNT	01 2510 381 000 2	Postage	397.92
	RESERVE ACCOUNT	01 1220 381 000 1	Postage	13.17
	RESERVE ACCOUNT	01 1220 381 000 2	Postage	8.72
	RESERVE ACCOUNT	06 2100 381 000 3	Postage	64.39
			Vendor Total:	767.88
03/28/2018				
	ROMSHEK, BRIANNA	01 1220 670 000 1	Meals-Using Visuals to Communicate Trng	20.76
			Vendor Total:	20.76
04/05/2018				
	ROTARY CLUB OF O'NEILL	01 2320 630 000 1	Qtrly Dues 4-1-18 to 5-31-18 A Shane	45.00
	ROTARY CLUB OF O'NEILL	01 2320 630 000 2	Qtrly Dues 4-1-18 to 5-31-18 A Shane	45.00
			Vendor Total:	90.00
04/09/2018				
	SAWYER, DEBRA	12 1744 670 000 1	Registration - CPR Class D Sawyer	45.00
			Vendor Total:	45.00
04/04/2018				
	SAYERS, ANGELA	01 2750 332 000 1	Transportation - March, 2018	279.59
			Vendor Total:	279.59
04/02/2018				
	SCHMITZ ELECTRIC, INC	01 1103 318 000 2	Electrical for Plasma Cutter	630.00
	SCHMITZ ELECTRIC, INC	01 1103 410 000 2	Electrical for Plasma Cutter	566.90
			Vendor Total:	1,196.90
03/25/2018				
	SHAD'S ELECTRIC	01 2620 318 000 2	Replace HS Gym Light Switches	200.00
	SHAD'S ELECTRIC	01 2620 410 000 2	Replace HS Gym Light Switches	40.35
03/25/2018				
	SHAD'S ELECTRIC	01 2620 318 000 2	Cove Heaters -FB Concessions	600.00
	SHAD'S ELECTRIC	01 2620 410 000 2	Cove Heaters -FB Concessions	606.36

<u>Invoice Date</u>	<u>Vendor Name</u>	<u>Account Number</u>	<u>Description</u>	<u>Amount</u>
			Vendor Total:	1,446.71
04/10/2018				
	SHANE, AMY	01 2320 670 000 1	Meals/parking/Fuel	31.93
	SHANE, AMY	01 2320 670 000 2	Meals/parking/Fuel	31.94
			Vendor Total:	63.87
03/14/2018				
	SHOLES, MOLLY	01 1220 670 000 1	Meals-PECS Training	14.84
03/29/2018				
	SHOLES, MOLLY	01 2750 332 000 1	Transportation - March, 2018	83.88
	SHOLES, MOLLY	01 2750 332 000 2	Transportation - March, 2018	83.88
			Vendor Total:	182.60
03/31/2018				
	SHOPKO	01 1100 410 000 1	Supplies - Kdg Buddy Day	25.00
			Vendor Total:	25.00
03/29/2018				
	SIMMONS, KEVIN	01 2750 332 000 2	Transportation Feb-Mar, 2018	223.68
			Vendor Total:	223.68
04/05/2018				
	SPANGLER, CINDY	01 2750 332 000 1	Transportation - March, 2018	90.87
	SPANGLER, CINDY	01 2750 332 000 2	Transportation - March, 2018	90.87
			Vendor Total:	181.74
03/29/2018				
	STAGEMEYER, CARLA	01 2750 332 000 2	Transportation - March, 2018	377.45
			Vendor Total:	377.45
04/10/2018				
	STORJOHANN, MARK	01 2750 332 000 2	Transportation 3/8/18-4/10/18	173.97
			Vendor Total:	173.97
03/29/2018				
	STROPE, KATHRYN	01 2750 332 000 2	Transportation - March, 2018	121.16
			Vendor Total:	121.16
03/29/2018				
	SUMMERS, BRANDI	01 2750 332 000 1	Transportation Feb-Mar, 2018	353.37
	SUMMERS, BRANDI	01 2750 332 000 2	Transportation Feb-Mar, 2018	353.38
			Vendor Total:	706.75
04/10/2018				
	SUNSHINE BOOKS INTERNATIONAL	01 1100 420 000 1	My Dictionary	19.75
			Vendor Total:	19.75
03/23/2018				
	TEXAS INSTRUMENTS	01 1138 410 000 2	TI-NSPIRECX Rechargeable battery with Wi	25.00
	TEXAS INSTRUMENTS	01 1138 410 000 2	Shipping	5.00
			Vendor Total:	30.00
03/29/2018				
	TORPIN'S RODEO MARKET	01 2320 410 000 1	CO Supplies	16.69

<u>Invoice Date</u>	<u>Vendor Name</u>	<u>Account Number</u>	<u>Description</u>	<u>Amount</u>
	TORPIN'S RODEO MARKET	01 2320 410 000 2	CO Supplies	16.69
	TORPIN'S RODEO MARKET	01 1235 410 000 2	Class Supplies	61.57
	TORPIN'S RODEO MARKET	01 1118 410 000 2	Class Supplies	344.70
	TORPIN'S RODEO MARKET	01 2410 410 000 2	Testing Supplies	48.27
			Vendor Total:	487.92
03/29/2018				
	VAN EVERY, GREG	01 2750 332 000 2	Transportation - March, 2018	181.73
	VAN EVERY, GREG	01 2750 332 000 1	Transportation - March, 2018	181.74
			Vendor Total:	363.47
04/02/2018				
	VERNE SIMMONDS COMPANY	01 2620 410 000 1	Replacement Control Board - '38 Bldg	196.87
	VERNE SIMMONDS COMPANY	01 2620 410 000 2	Replacement Control Board - '38 Bldg	196.88
			Vendor Total:	393.75
03/29/2018				
	WELKE, COBY	01 2750 332 000 1	Transportation - March, 2018	61.51
	WELKE, COBY	01 2750 332 000 2	Transportation - March, 2018	61.51
			Vendor Total:	123.02
04/02/2018				
	WEST HOLT PUBLIC SCHOOLS	01 4404 313 005 0	Speech Services - Mar 2018	123.75
			Vendor Total:	123.75
04/09/2018				
	WETTLAUFER, KRISTIN	01 2750 332 000 1	Transportation - March, 2018	307.55
			Vendor Total:	307.55
03/29/2018				
	WILLIAMSON, KATIE	01 2750 332 000 1	Transportation - March, 2018	158.44
			Vendor Total:	158.44
04/12/2018				
	WILSON, KIMBERLY	01 2750 332 000 1	Transportation Oct 2017-Mar 2018	329.27
			Vendor Total:	329.27
04/04/2018				
	WISEMAN, TRICIA	01 2750 332 000 1	Transportation - March, 2018	316.87
			Vendor Total:	316.87
03/25/2018				
	XTRA PRODUCTIONS	01 2620 318 000 2	Repairs-Direct TV, Mics & Lighting	70.00
			Vendor Total:	70.00
04/11/2018				
	YOUNG, HEATHER	01 2750 332 000 1	Transportation - March, 2018	118.82
	YOUNG, HEATHER	01 2750 332 000 2	Transportation - March, 2018	118.83
			Vendor Total:	237.65
			Checking Account Total:	225,103.55
<u>Checking</u>				
02/28/2018				

<u>Invoice Date</u>	<u>Account Number</u>	<u>Description</u>	<u>Amount</u>
<u>Vendor Name</u>			
DAVIS DESIGN	08 2515 520 000 2	17-0149 HS Addition	43,125.01
02/28/2018			
DAVIS DESIGN	08 2515 520 000 2	17-0148 HS Auditorium	2,812.50
		Vendor Total:	45,937.51
		Checking Account Total:	45,937.51

<u>Invoice Date</u>	<u>Vendor Name</u>	<u>Account Number</u>	<u>Description</u>	<u>Amount</u>
	Checking	1		
03/11/2018	AMAZON.COM	01 2222 430 000 2	Obsidio (The Illuminae Files) Hardcover	13.51
03/08/2018	AMAZON.COM	01 1175 410 000 2	Credit for projector bulb	(42.38)
03/10/2018	AMAZON.COM	01 1175 410 000 2	Projector Bulbs	76.98
03/10/2018	AMAZON.COM	01 1180 410 000 2	mousetrap car kits	78.13
04/05/2018	AMAZON.COM	01 1175 410 000 2	DYMO Authentic LW Mailing Address Labels	99.15
	AMAZON.COM	01 1175 410 000 2	Goo Gone Pro-Power - Professional Streng	46.36
	AMAZON.COM	01 1175 410 000 2	Pre-Moistened Screen Wipes - 8" x 5" Ele	164.85
	AMAZON.COM	01 1175 410 000 2	(20 Pack) Extra Large Magic Cleaning Era	21.90
	AMAZON.COM	01 1175 410 000 2	Discounts given on some items	(7.07)
03/22/2018	AMAZON.COM	06 2100 410 000 3	Rediform Formguard Money Receipt Book (t	11.12
03/22/2018	AMAZON.COM	01 2130 410 000 1	Braun probe covers for Thermoscan Pro 40	47.31
	AMAZON.COM	01 2130 410 000 1	tooth saver necklace	10.09
03/21/2018	AMAZON.COM	01 1175 410 000 1	A1322 Battery (Upgraded Version) for A12	151.28
03/30/2018	AMAZON.COM	01 2120 410 000 1	All Stars Supplies	39.98
	AMAZON.COM	01 1100 410 000 1	Class Supplies	11.98
03/07/2018	AMAZON.COM	01 1220 410 000 1	1" white Hook velcro- 25 yards	36.88
			Vendor Total:	760.07
03/14/2018	BLACK HILLS ENERGY	01 2610 321 000 1	Monthly Service	889.82
	BLACK HILLS ENERGY	01 2610 321 000 2	Monthly Service	889.82
03/14/2018	BLACK HILLS ENERGY	01 2610 321 000 1	Monthly Service	6,251.33
03/14/2018	BLACK HILLS ENERGY	01 2610 321 000 2	Monthly Service	3,075.62
			Vendor Total:	11,106.59
03/25/2018				

<u>Invoice Date</u>	<u>Vendor Name</u>	<u>Account Number</u>	<u>Description</u>	<u>Amount</u>
03/25/2018	CENTURYLINK	01 2224 382 000 1	Monthly Service	217.76
04/09/2018	CENTURYLINK	01 2510 382 000 1	Monthly Service	35.13
04/09/2018	CENTURYLINK	01 2510 382 000 2	Monthly Service	35.14
04/09/2018	CENTURYLINK	01 2510 382 000 1	Monthly Service	75.93
04/09/2018	CENTURYLINK	01 2510 382 000 2	Monthly Service	75.93
03/15/2018	CENTURYLINK	01 2510 382 000 2	Monthly Service	602.44
Vendor Total:				1,042.33
04/02/2018	HAMPTON INN LINCOLN AIRPORT	01 4311 670 000 1	Using Visuals to Communicate Ldg	93.00
	HAMPTON INN LINCOLN AIRPORT	01 4311 670 000 1	Using Visuals to Communicate Ldg	103.00
Vendor Total:				196.00
	NPPD	01 2610 322 000 1	Monthly Service	2,743.58
	NPPD	01 2610 322 000 2	Monthly Service	3,426.58
Vendor Total:				6,170.16
02/27/2018	PARTS WAREHOUSE	01 2610 410 000 1	Windsor Valve, 36 V DC Solenoid	54.56
	PARTS WAREHOUSE	01 2610 410 000 1	shipping Part for Scrubber	12.99
Vendor Total:				67.55
03/08/2018	TEACHERS PAY TEACHERS	01 1114 410 000 2	The Hiding Place Lesson Plans	19.99
	TEACHERS PAY TEACHERS	01 1114 410 000 2	Prisoner B-3087 Journal Promts & Discuss	2.00
	TEACHERS PAY TEACHERS	01 1114 410 000 2	Prisoner B-3087 Guided Reading Packet	8.00
	TEACHERS PAY TEACHERS	01 1114 410 000 2	Battle of the Books Novel Study	3.00
	TEACHERS PAY TEACHERS	01 1114 410 000 2	Prisoner B 3087 Multi Choice Quizzes	7.20
Vendor Total:				40.19
Checking Account Total:				19,382.89

<u>Invoice Date</u>	<u>Vendor Name</u>	<u>Account Number</u>	<u>Description</u>	<u>Amount</u>
	<u>Checking</u>			
02/23/2018				
	CARHART LUMBER CO	01 3400 410 000 1	Materials - Raised Garden Beds	293.90
			Vendor Total:	293.90
04/06/2018				
	CHILDREN'S PLUS INC	01 2222 430 000 1	Library Books	868.87
			Vendor Total:	868.87
04/02/2018				
	MARTINEZ, MALINDA	01 4690 319 000 1	PBIS Team Meetings - Jan & Mar 2018	42.00
			Vendor Total:	42.00
04/02/2018				
	MORROW, LARA	01 4690 319 000 1	PBIS Team Meetings - Jan & Mar 2018	42.00
			Vendor Total:	42.00
04/02/2018				
	SUDBECK, BRITTANY	01 4690 319 000 1	PBIS Team Meetings - Jan & Mar 2018	42.00
			Vendor Total:	42.00
			Checking Account Total:	1,288.77
	<u>Checking</u>			
04/15/2018				
	NEBRASKA UC FUND	03 1100 283 000 2	Unemployment Compensation	301.69
			Vendor Total:	301.69
			Checking Account Total:	301.69

O'Neill Public Schools
Payroll Report
Mar - 2018

Employee Gross Wages	\$526,829.48
Substitute Employee Gross Wages	\$9,862.77
Health Ins Benefit	\$127,182.84
HSA Benefit	\$4,082.17
Retirement Benefit	\$51,149.41
Medicare/Social Security Taxes	\$39,737.88
Total Payroll Expense to District	\$758,844.55

Account Number	Account Description	Revised Budget	Expended During Month	Expenditures to Date	% of Budget
01	GENERAL FUND				
01 1100 110 000 1	REG. TEACHER'S SALARIES-E	\$754,543.00	\$62,006.20	\$433,663.51	57.47
01 1100 110 000 2	REG. TEACHER'S SALARIES-S	\$15,817.94	\$3,859.72	\$27,018.04	170.81
01 1100 120 000 1	REG. SUB. SALARIES-E	\$30,000.00	\$3,643.75	\$35,436.80	118.12
01 1100 120 000 2	REG. SUB. SALARIES-S	\$1,000.00	\$156.26	\$603.14	60.31
01 1100 130 000 1	STIPENDS-ELEM	\$1,000.00	\$0.00	\$885.00	88.50
01 1100 130 000 2	STIPENDS-SEC	\$0.00	\$0.00	\$0.00	0.00
01 1100 140 000 1	REG. AIDES SALARIES-E	\$0.00	\$248.71	\$248.71	0.00
01 1100 140 000 2	REG. AIDES SALARIES-S	\$0.00	\$0.00	\$0.00	0.00
01 1100 141 000 1	REG SUB AIDES SALARIES-E	\$0.00	\$0.00	\$40.50	0.00
01 1100 141 000 2	REG SUB AIDES SALARIES-S	\$0.00	\$0.00	\$0.00	0.00
01 1100 210 000 1	REG. SOCIAL SECURITY-E	\$57,722.53	\$4,930.08	\$35,203.65	60.99
01 1100 210 000 2	REG. SOCIAL SECURITY-S	\$1,210.07	\$297.79	\$2,046.75	169.14
01 1100 220 000 1	REG. RETIREMENT-E	\$60,522.54	\$4,578.38	\$32,029.38	52.92
01 1100 220 000 2	REG. RETIREMENT-S	\$1,163.06	\$290.23	\$2,006.78	172.54
01 1100 221 000 1	REG. RETIREMENT-E	\$20,783.12	\$1,572.27	\$10,999.06	52.92
01 1100 221 000 2	REG. RETIREMENT-S	\$399.40	\$99.68	\$689.24	172.57
01 1100 222 000 2	RETIREMENT INSTALLMENT	\$0.00	\$0.00	\$0.00	0.00
01 1100 230 000 1	REG. HEALTH INSURANCE-E	\$231,026.16	\$19,057.96	\$132,200.68	57.22
01 1100 230 000 2	REG. HEALTH INSURANCE-S	\$4,806.82	\$789.23	\$5,524.61	114.93
01 1100 257 000 1	REG INSTR - HSA Deduction	\$3,000.00	\$399.18	\$2,794.26	93.14
01 1100 257 000 2	REG INSTR - HSA Deduction	\$500.00	\$24.95	\$174.65	34.93
01 1100 283 000 1	UNEMPLOYMENT COMP OR INS	\$0.00	\$0.00	\$0.00	0.00
01 1100 283 000 2	UNEMPLOYMENT COMP OR INS	\$0.00	\$0.00	\$0.00	0.00
01 1100 290 000 1	OTHER BENEFITS	\$0.00	\$0.00	\$0.00	0.00
01 1100 318 000 1	INSTRUCTIONAL CONTRACT SERVICES-E	\$0.00	\$0.00	\$2,950.00	0.00
01 1100 319 000 1	INSTRUCTIONAL PUR.SER.-E	\$0.00	\$0.00	\$0.00	0.00
01 1100 319 000 2	INSTRUCTIONAL PUR.SER.-S	\$0.00	\$0.00	\$0.00	0.00
01 1100 410 000 1	REG. SUPPLIES-ELEM.	\$65,000.00	\$2,551.66	\$29,781.14	45.86
01 1100 410 000 2	REG. SUPPLIES-SEC.	\$25,000.00	\$1,648.67	\$12,535.35	50.14
01 1100 420 000 1	REG. TEXTBOOKS-ELEM.	\$20,000.00	\$0.00	\$197.50	0.99
01 1100 420 000 2	REG. TEXTBOOKS-SEC.	\$1,500.00	\$77.58	\$192.22	12.81
01 1100 421 000 1	TEXTBOOK LOAN PROGRAM-ELE	\$1,000.00	\$0.00	\$0.00	0.00
01 1100 421 000 2	TEXTBOOK LOAN PROGRAM-SEC	\$1,000.00	\$0.00	\$0.00	0.00
01 1100 440 000 1	PERIODICALS-EL	\$1,500.00	\$0.00	\$391.88	26.13
01 1100 460 000 1	COMPUTER HARDWARE (<5000) - E	\$20,000.00	\$0.00	\$0.00	0.00

Account Number	Account Description	Revised Budget	Expended During Month	Expenditures to Date	% of Budget
01 1100 460 000 2	COMPUTER HARDWARE (<5000)- S	\$120,000.00	\$0.00	\$1,995.00	1.66
01 1100 465 000 1	COMPUTER SOFTWARE - ELEM	\$25,000.00	\$0.00	\$861.39	3.70
01 1100 465 000 2	COMPUTER SOFTWARE - SEC	\$20,000.00	\$0.00	\$0.00	0.00
01 1100 467 000 1	WEB/CLOUD BASED SOFTWARE - E	\$7,000.00	\$211.75	\$9,779.62	139.71
01 1100 467 000 2	WEB/CLOUD BASED SOFTWARE - S	\$1,000.00	\$0.00	\$3,713.88	371.39
01 1100 480 000 1	EQUIPMENT (<5000) - ELEM	\$2,500.00	\$0.00	\$545.41	21.82
01 1100 480 000 2	EQUIPMENT (<5000) SEC	\$1,500.00	\$0.00	\$0.00	0.00
01 1100 490 000 1	OTHER SUPPLIES AND MATERIALS	\$0.00	\$0.00	\$0.00	0.00
01 1100 490 000 2	OTHER SUPPLIES AND MATERIALS	\$0.00	\$0.00	\$0.00	0.00
01 1100 670 000 1	TRAVEL EXPENSE - ELEM	\$100.00	\$0.00	\$81.63	3,147.63
01 1100 670 000 2	TRAVEL EXPENSE - SEC	\$100.00	\$0.00	\$67.50	67.50
1100	REGULAR INSTRUCTIONAL PROGRAMS	\$1,495,694.64	\$106,444.05	\$784,657.28	52.67
01 1102 318 000 2	AG GREENHOUSE CONTRACTED SERVICES	\$0.00	\$0.00	\$815.00	0.00
01 1102 321 000 2	GREENHOUSE FUEL	\$0.00	\$0.00	\$424.09	0.00
01 1102 410 000 2	AG GREENHOUSE SUPPLIES	\$500.00	\$774.65	\$4,460.23	882.07
01 1102 530 000 2	AG GREENHOUSE	\$0.00	\$0.00	\$0.00	0.00
1102	AG GREENHOUSE	\$500.00	\$774.65	\$5,699.32	1,129.89
01 1103 110 000 2	AG ED SALARIES - S	\$54,147.70	\$2,115.89	\$25,576.69	47.24
01 1103 120 000 2	AG ED SUBSTITUTE SALARIES - S	\$3,000.00	\$275.00	\$4,750.00	158.33
01 1103 210 000 2	AG ED SOCIAL SECURITY - S	\$4,142.30	\$162.44	\$2,286.72	55.20
01 1103 220 000 2	AG ED RETIREMENT - S	\$3,981.38	\$155.57	\$2,088.25	52.45
01 1103 221 000 2	AG ED RETIREMENT - S	\$1,367.23	\$53.43	\$717.14	52.45
01 1103 230 000 2	AG ED HEALTH INSURANCE - S	\$14,407.08	\$1,051.96	\$5,705.69	39.60
01 1103 257 000 2	Ag - HSA Deduction	\$0.00	\$148.63	\$297.26	0.00
01 1103 318 000 2	AG ED CONT SERVICES - S	\$0.00	\$0.00	\$0.00	0.00
01 1103 410 000 2	AG ED SUPPLIES - S	\$5,000.00	\$319.50	\$816.07	16.32
01 1103 420 000 2	AG ED TEXTBOOKS - S	\$3,000.00	\$44.50	\$44.50	1.48
01 1103 460 000 2	AG ED COMPUTER HARDWARE - S	\$0.00	\$0.00	\$0.00	0.00
01 1103 465 000 2	AG ED COMPUTER SOFTWARE - S	\$0.00	\$199.00	\$199.00	0.00
01 1103 467 000 2	AG WEB/CLOUD BASED SOFTWARE	\$0.00	\$0.00	\$295.00	0.00
01 1103 480 000 2	AG ED EQUIPMENT <5000 - S	\$0.00	\$0.00	\$0.00	0.00
01 1103 630 000 2	AG ED DUES AND FEES	\$350.00	\$0.00	\$0.00	0.00
01 1103 670 000 2	AG ED TRAVEL - S	\$1,250.00	\$0.00	\$0.00	0.00
01 1103 690 000 2	AG ED OTHER MISC EXP - S	\$0.00	\$0.00	\$0.00	0.00
1103	AG EDUCATION	\$90,645.69	\$4,525.92	\$42,776.32	47.19
01 1104 110 000 2	ALT ED SALARIES	\$0.00	\$0.00	\$0.00	0.00

Account Number	Account Description	Revised Budget	Expended During Month	Expenditures to Date	% of Budget
01 1104 210 000 2	ALT ED SOCIAL SECURITY	\$0.00	\$0.00	\$0.00	0.00
01 1104 220 000 2	ALT ED RETIREMENT	\$0.00	\$0.00	\$0.00	0.00
01 1104 221 000 2	ALT ED RETIREMENT 1%	\$0.00	\$0.00	\$0.00	0.00
01 1104 230 000 2	ALT ED HEALTH INS	\$0.00	\$0.00	\$0.00	0.00
1104	ALTERNATIVE ED	\$0.00	\$0.00	\$0.00	0.00
01 1105 110 000 1	ART REGULAR SALARIES-E	\$21,129.90	\$1,760.83	\$12,325.81	58.33
01 1105 110 000 2	ART REGULAR SALARIES-S	\$47,348.50	\$3,945.71	\$27,619.97	58.33
01 1105 120 000 1	ART SUB SALARIES-E	\$600.00	\$60.00	\$420.00	70.00
01 1105 120 000 2	ART SUB SALARIES-S	\$1,000.00	\$0.00	\$200.00	20.00
01 1105 210 000 1	ART SOCIAL SECURITY-E	\$1,616.44	\$139.30	\$975.08	60.32
01 1105 210 000 2	ART SOCIAL SECURITY-S	\$3,622.16	\$295.43	\$2,086.05	57.59
01 1105 220 000 1	ART RETIREMENT-E	\$1,553.64	\$129.48	\$906.35	58.34
01 1105 220 000 2	ART RETIREMENT-S	\$3,481.44	\$290.12	\$2,030.84	58.33
01 1105 221 000 1	ART RETIREMENT 1%-E	\$533.53	\$44.46	\$311.22	58.33
01 1105 221 000 2	ART RETIREMENT 1%-S	\$1,195.55	\$99.63	\$697.41	58.33
01 1105 230 000 1	ART HEALTH INS-E	\$5,768.17	\$512.81	\$3,589.67	62.23
01 1105 230 000 2	ART HEALTH INS-S	\$14,407.08	\$1,200.59	\$8,404.13	58.33
01 1105 410 000 1	ART SUPPLIES-E	\$2,700.00	\$0.00	\$48.94	1.81
01 1105 410 000 2	ART SUPPLIES-S	\$3,700.00	\$8.80	\$118.64	3.21
01 1105 465 000 2	ART COMPUTER SOFTWARE	\$0.00	\$0.00	\$0.00	0.00
01 1105 670 000 1	ART TRAVEL EXP-E	\$100.00	\$0.00	\$0.00	0.00
01 1105 670 000 2	ART TRAVEL EXP-S	\$0.00	\$0.00	\$0.00	0.00
1105	ART	\$108,756.41	\$8,487.16	\$59,734.11	54.92
01 1108 110 000 1	BAND REGULAR SALARIES-E	\$18,998.38	\$1,428.74	\$10,001.18	52.64
01 1108 110 000 2	BAND REGULAR SALARIES-S	\$56,995.13	\$4,286.22	\$30,003.54	52.64
01 1108 120 000 1	BAND SUB SALARIES-E	\$50.00	\$18.75	\$37.50	75.00
01 1108 120 000 2	BAND SUB SALARIES-S	\$200.00	\$131.25	\$275.00	137.50
01 1108 210 000 1	BAND SOCIAL SECURITY-E	\$1,453.37	\$107.66	\$747.58	51.44
01 1108 210 000 2	BAND SOCIAL SECURITY-S	\$4,360.13	\$328.72	\$2,255.04	51.72
01 1108 220 000 1	BAND RETIREMENT-E	\$1,396.91	\$105.05	\$736.38	52.71
01 1108 220 000 2	BAND RETIREMENT-S	\$4,190.74	\$315.15	\$2,210.15	52.74
01 1108 221 000 1	BAND RETIREMENT 1%-E	\$479.71	\$36.08	\$252.91	52.72
01 1108 221 000 2	BAND RETIREMENT 1%-S	\$1,439.12	\$108.22	\$758.94	52.74
01 1108 230 000 1	BAND HEALTH INS-E	\$4,806.81	\$350.67	\$2,454.69	51.07
01 1108 230 000 2	BAND HEALTH INS-S	\$14,420.43	\$1,052.01	\$7,364.07	51.07
01 1108 257 000 1	BAND - HSA Deduction	\$400.00	\$49.90	\$349.30	87.33
01 1108 257 000 2	BAND - HSA Deduction	\$1,000.00	\$149.69	\$1,047.83	104.78

Account Number	Account Description	Revised Budget	Expended During Month	Expenditures to Date	% of Budget
01 1108 318 000 1	BAND-CONTRACTED SERVICES-E	\$150.00	\$0.00	\$0.00	0.00
01 1108 318 000 2	BAND-CONTRACTED SERVICES-S	\$150.00	\$0.00	\$0.00	0.00
01 1108 410 000 1	BAND SUPPLIES-E	\$150.00	\$0.00	\$0.00	0.00
01 1108 410 000 2	BAND SUPPLIES-S	\$2,000.00	\$0.00	\$1,321.39	82.85
01 1108 480 000 2	BAND EQUIPMENT-S	\$1,000.00	\$0.00	\$248.28	24.83
01 1108 670 000 1	BAND TRAVEL EXP-E	\$250.00	\$0.00	\$131.63	52.65
01 1108 670 000 2	BAND TRAVEL EXP-S	\$2,000.00	\$150.00	\$709.87	35.49
1108 BAND		\$115,890.73	\$8,618.11	\$60,905.28	52.84
01 1112 110 000 2	BUSINESS SALARIES - S.	\$128,060.00	\$10,671.67	\$74,448.26	58.14
01 1112 120 000 2	BUSINESS SUB-S	\$2,200.00	\$100.00	\$1,650.00	75.00
01 1112 130 000 2	BUSINESS STIPEND- S	\$0.00	\$0.00	\$0.00	0.00
01 1112 210 000 2	BUSINESS SOC. SEC.-S	\$9,796.59	\$806.95	\$5,702.04	58.20
01 1112 220 000 2	BUSINESS RETIREMENT-S	\$9,415.99	\$784.67	\$5,475.84	58.15
01 1112 221 000 2	BUSINESS RETIREMENT-S	\$3,233.52	\$269.46	\$1,880.42	58.15
01 1112 230 000 2	BUSINESS HEALTH INS.-S	\$38,454.48	\$3,004.95	\$21,034.65	54.70
01 1112 257 000 2	BUSINESS HSA Deduction-S	\$1,500.00	\$199.59	\$1,397.13	93.14
01 1112 410 000 2	BUSINESS SUPPLIES-S	\$750.00	\$0.00	\$268.78	35.84
01 1112 420 000 2	BUSINESS TEXTBOOKS-S	\$1,500.00	\$0.00	\$0.00	0.00
01 1112 440 000 2	BUSINESS-SUBSCRIPTIONS-S	\$0.00	\$0.00	\$0.00	0.00
01 1112 460 000 2	BUSINESS HARDWARE-S	\$2,500.00	\$0.00	\$0.00	0.00
01 1112 465 000 2	BUSINESS SOFTWARE-S	\$1,000.00	\$0.00	\$0.00	0.00
01 1112 480 000 2	BUSINESS EQUIPMENT (<5000)- S	\$250.00	\$0.00	\$0.00	0.00
01 1112 490 000 2	BUSINESS-OTHER/COMP.SUPPL	\$0.00	\$0.00	\$0.00	0.00
01 1112 670 000 2	BUSINESS TRAVEL-S	\$0.00	\$0.00	\$0.00	0.00
01 1112 690 000 2	BUSINESS OTHER-S	\$0.00	\$0.00	\$0.00	0.00
1112 BUSINESS		\$198,660.58	\$15,837.29	\$111,857.12	56.31
01 1114 110 000 2	ENGLISH SALARIES-S	\$281,437.13	\$23,221.39	\$163,430.32	58.07
01 1114 120 000 2	ENGLISH SUB SALARIES-S	\$5,800.00	\$350.00	\$3,362.50	57.97
01 1114 130 000 2	ENGLISH STIPEND - S	\$2,500.00	\$0.00	\$3,926.78	157.07
01 1114 210 000 2	ENGLISH SOCIAL SECURITY-S	\$21,529.93	\$1,697.39	\$12,319.43	57.22
01 1114 220 000 2	ENGLISH RETIREMENT-S	\$20,693.50	\$1,712.94	\$12,321.08	59.54
01 1114 221 000 2	ENGLISH RETIREMENT 1%-S	\$7,106.29	\$588.25	\$4,231.15	59.54
01 1114 230 000 2	ENGLISH HEALTH INS-S	\$67,034.46	\$5,236.92	\$36,657.90	54.69
01 1114 257 000 2	ENGLISH - HSA Deduction	\$2,500.00	\$349.28	\$2,444.96	97.80
01 1114 318 000 2	ENGLISH CONT SERVICES-S	\$0.00	\$0.00	\$0.00	0.00
01 1114 410 000 2	ENGLISH SUPPLIES-S	\$5,500.00	\$0.00	\$1,412.90	26.42
01 1114 420 000 2	ENGLISH TEXTBOOKS-S	\$5,000.00	\$65.20	\$506.67	10.13

Account Number	Account Description	Revised Budget	Expended During Month	Expenditures to Date	% of Budget
01 1114 440 000 2	ENGLISH SUBSCRIPTION-S	\$0.00	\$0.00	\$0.00	0.00
01 1114 467 000 2	ENGLISH WEB/CLOUD SOFTWARE	\$2,500.00	\$0.00	\$738.00	29.52
01 1114 670 000 2	ENGLISH-TRAVEL EXPENSE AND MILEAGE	\$500.00	\$0.00	\$800.00	230.60
1114 ENGLISH		\$422,101.31	\$33,221.37	\$242,151.69	57.46
01 1118 110 000 2	FCS SALARY-S	\$59,480.50	\$4,956.71	\$34,696.97	58.33
01 1118 120 000 2	FCS SUB SALARY-S	\$1,000.00	\$100.00	\$925.00	92.50
01 1118 210 000 2	FCS SOCIAL SECURITY-S	\$4,550.26	\$377.88	\$2,662.38	58.51
01 1118 220 000 2	FCS RETIREMENT-S	\$4,373.48	\$364.46	\$2,553.01	58.37
01 1118 221 000 2	FCS RETIREMENT 1%-S	\$1,501.88	\$125.16	\$876.70	58.37
01 1118 230 000 2	FCS HEALTH INS-S	\$14,407.08	\$1,200.59	\$8,404.13	58.33
01 1118 318 000 2	FCS CONT SERVICES	\$500.00	\$0.00	\$0.00	0.00
01 1118 410 000 2	FCS SUPPLIES-S	\$4,500.00	\$270.86	\$2,091.85	46.49
01 1118 420 000 2	FCS TEXTBOOKS-S	\$2,500.00	\$0.00	\$0.00	0.00
01 1118 440 000 2	FCS SUBSCRIP-S	\$0.00	\$0.00	\$0.00	0.00
01 1118 460 000 2	FCS COMP HARDWARE	\$0.00	\$0.00	\$0.00	0.00
01 1118 480 000 2	FCS EQUIPMENT	\$250.00	\$0.00	\$499.00	199.60
01 1118 670 000 2	FCS TRAVEL-S	\$0.00	\$0.00	\$0.00	0.00
01 1118 690 000 2	FCS OTHER-S	\$0.00	\$0.00	\$0.00	0.00
1118 FCS		\$93,063.20	\$7,395.66	\$52,709.04	56.64
01 1135 110 000 1	GIFTED SALARIES-E	\$13,429.00	\$1,792.94	\$7,321.79	54.52
01 1135 110 000 2	GIFTED SALARIES-S	\$0.00	\$0.00	\$0.00	0.00
01 1135 120 000 1	GIFTED SUB SAL. - E	\$200.00	\$0.00	\$0.00	0.00
01 1135 120 000 2	GIFTED SUB SAL.-S	\$400.00	\$0.00	\$0.00	0.00
01 1135 130 000 1	GIFTED STIPEND-E	\$0.00	\$0.00	\$0.00	0.00
01 1135 130 000 2	GIFTED STIPEND-S	\$0.00	\$0.00	\$0.00	0.00
01 1135 210 000 1	GIFTED SOC. SEC.-E	\$970.00	\$137.16	\$563.34	58.08
01 1135 210 000 2	GIFTED SOC. SEC.-S	\$0.00	\$0.00	\$0.00	0.00
01 1135 220 000 1	GIFTED RETIREMENT-E	\$918.00	\$131.83	\$541.47	58.98
01 1135 220 000 2	GIFTED RETIREMENT-S	\$0.00	\$0.00	\$0.00	0.00
01 1135 221 000 1	GIFTED RETIREMENT-E	\$352.00	\$45.27	\$185.94	52.82
01 1135 221 000 2	GIFTED RETIREMENT-S	\$0.00	\$0.00	\$0.00	0.00
01 1135 230 000 1	GIFTED HEALTH INS.-E	\$7,404.00	\$345.02	\$1,403.04	18.95
01 1135 230 000 2	GIFTED HEALTH INS. - S	\$0.00	\$0.00	\$0.00	0.00
01 1135 257 000 2	GIFTED - HSA Deduction	\$0.00	\$0.00	\$0.00	0.00
01 1135 319 000 1	GIFTED-PURCH.SERVICES	\$0.00	\$0.00	\$0.00	0.00
01 1135 319 000 2	GIFTED-PURCH.SERV.-SEC.	\$0.00	\$0.00	\$0.00	0.00

Account Number	Account Description	Revised Budget	Expended During Month	Expenditures to Date	% of Budget
01 1135 381 000 2	GIFTED - POSTAGE	\$0.00	\$0.00	\$0.00	0.00
01 1135 410 000 1	GIFTED SUPPLIES-ELEM.	\$1,500.00	\$0.00	\$128.68	8.58
01 1135 410 000 2	GIFTED SUPPLIES-SEC.	\$4,000.00	\$39.63	\$1,067.15	26.68
01 1135 420 000 1	GIFTED TEXTBOOKS - ELEM	\$0.00	\$0.00	\$31.95	0.00
01 1135 420 000 2	GIFTED TEXTBOOKS - SEC	\$0.00	\$0.00	\$0.00	0.00
01 1135 430 000 2	GIFTED LIBRARY BOOKS- SEC	\$0.00	\$0.00	\$0.00	0.00
01 1135 460 000 1	GIFTED COMP HARDWARE - E	\$0.00	\$0.00	\$0.00	0.00
01 1135 460 000 2	GIFTED COMP HARDWARE - S	\$750.00	\$0.00	\$0.00	0.00
01 1135 465 000 1	GIFTED COMPUTER SOFTWARE-E	\$200.00	\$0.00	\$0.00	0.00
01 1135 465 000 2	GIFTED COMPUTER SOFTWARE-S	\$200.00	\$0.00	\$0.00	0.00
01 1135 480 000 1	GIFTED EQUIP <5000-E	\$250.00	\$0.00	\$0.00	0.00
01 1135 480 000 2	GIFTED EQUIP <5000-SEC	\$750.00	\$0.00	\$0.00	0.00
01 1135 670 000 1	GIFTED TRAVEL-ELEM.	\$500.00	\$0.00	\$42.37	8.47
01 1135 670 000 2	GIFTED TRAVEL-SEC.	\$1,500.00	\$0.00	\$120.00	8.00
01 1135 690 000 1	GIFTED OTHER-ELEM.	\$0.00	\$0.00	\$0.00	0.00
01 1135 690 000 2	GIFTED OTHER - SEC.	\$0.00	\$0.00	\$0.00	0.00
1135	GIFTED PROGRAM	\$33,323.00	\$2,491.85	\$11,405.73	34.23
01 1138 110 000 2	MATH SALARIES-S	\$127,006.87	\$10,153.89	\$71,077.23	55.96
01 1138 120 000 2	MATH SUB SALARIES-S	\$2,000.00	\$251.56	\$1,659.35	82.97
01 1138 130 000 2	MATH STIPENDS - S	\$2,500.00	\$0.00	\$2,445.70	97.83
01 1138 210 000 2	MATH SOCIAL SECURITY-S	\$9,716.02	\$765.87	\$5,555.79	57.18
01 1138 220 000 2	MATH RETIREMENT-S	\$9,338.57	\$746.60	\$5,424.38	58.09
01 1138 221 000 2	MATH RETIREMENT 1%-S	\$3,206.90	\$256.40	\$1,862.78	58.09
01 1138 230 000 2	MATH HEALTH INS-S	\$37,198.38	\$2,460.97	\$17,524.03	47.11
01 1138 257 000 2	MATH - HSA Deduction	\$500.00	\$147.98	\$738.58	147.72
01 1138 319 000 2	OTHER PROF/TECH SERVICES-S	\$0.00	\$0.00	\$0.00	0.00
01 1138 381 000 2	MATH POSTAGE	\$0.00	\$0.00	\$0.00	0.00
01 1138 410 000 2	MATH SUPPLIES-S	\$750.00	\$0.00	\$391.41	56.19
01 1138 420 000 2	MATH TEXTBOOKS-S	\$10,000.00	\$0.00	\$0.00	0.00
01 1138 460 000 2	MATH COMPUTER HARDWARE-S	\$500.00	\$0.00	\$0.00	0.00
01 1138 465 000 2	MATH COMPUTER SOFTWARE-S	\$500.00	\$0.00	\$0.00	0.00
01 1138 467 000 2	MATH WEB/CLOUD BASED SOFTWARE	\$2,500.00	\$0.00	\$0.00	0.00
01 1138 480 000 2	MATH EQUIPMENT-S	\$0.00	\$0.00	\$0.00	0.00
01 1138 670 000 2	MATH TRAVEL EXPENSE - E	\$100.00	\$0.00	\$0.00	0.00
1138	MATH	\$205,816.74	\$14,783.27	\$106,679.25	51.85
01 1140 520 000 2	BUILDING, ACQUISITION, AND IMPROVEMENTS	\$0.00	\$0.00	\$0.00	0.00

Account Number	Account Description	Revised Budget	Expended During Month	Expenditures to Date	% of Budget
1140	MONSANTO GRANT	\$0.00	\$0.00	\$0.00	0.00
01 1141 110 000 1	MUSIC SALARIES-E	\$70,096.00	\$5,841.33	\$40,302.55	57.50
01 1141 110 000 2	MUSIC SALARIES-S	\$17,608.25	\$571.20	\$11,707.23	66.49
01 1141 120 000 1	MUSIC SUB SALARIES-E	\$2,000.00	\$0.00	\$200.00	10.00
01 1141 120 000 2	MUSIC SUB SALARIES-S	\$500.00	\$487.50	\$625.00	125.00
01 1141 140 000 1	MUSIC SALARIES-E	\$100.00	\$0.00	\$0.00	0.00
01 1141 140 000 2	MUSIC SALARIES-S	\$5,760.00	\$1,076.56	\$3,419.20	59.36
01 1141 210 000 1	MUSIC SOCIAL SECURITY-E	\$5,362.34	\$442.88	\$3,070.57	57.26
01 1141 210 000 2	MUSIC SOCIAL SECURITY-S	\$1,787.67	\$163.36	\$1,206.07	67.47
01 1141 220 000 1	MUSIC RETIREMENT-E	\$5,154.02	\$429.50	\$2,956.00	57.35
01 1141 220 000 2	MUSIC RETIREMENT-S	\$1,718.22	\$81.91	\$1,076.77	62.67
01 1141 221 000 1	MUSIC RETIREMENT 1%-E	\$1,769.92	\$147.49	\$1,015.09	57.35
01 1141 221 000 2	MUSIC RETIREMENT 1%-S	\$590.05	\$28.14	\$369.80	62.67
01 1141 230 000 1	MUSIC HEALTH INS-E	\$19,227.24	\$1,602.27	\$11,215.89	58.33
01 1141 230 000 2	MUSIC HEALTH INS-S	\$3,520.32	\$0.00	\$2,933.60	83.33
01 1141 318 000 1	MUSIC CONTRACTED SERVICES-E	\$0.00	\$0.00	\$90.00	0.00
01 1141 318 000 2	MUSIC CONTRACTED SERVICES-S	\$0.00	\$0.00	\$0.00	0.00
01 1141 364 000 2	MUSIC TUITION PAID-S	\$0.00	\$0.00	\$0.00	0.00
01 1141 410 000 1	MUSIC SUPPLIES-E	\$1,500.00	\$0.00	\$710.10	47.34
01 1141 410 000 2	MUSIC SUPPLIES-S	\$2,000.00	\$82.78	\$1,113.17	55.97
01 1141 420 000 1	MUSIC TEXTBOOKS	\$0.00	\$0.00	\$0.00	0.00
01 1141 440 000 1	MUSIC PERIODICALS-E	\$0.00	\$0.00	\$0.00	0.00
01 1141 465 000 2	MUSIC COMPUTER SOFTWARE	\$0.00	\$0.00	\$0.00	0.00
01 1141 480 000 1	MUSIC EQUIPMENT-E	\$250.00	\$0.00	\$0.00	0.00
01 1141 480 000 2	MUSIC EQUIPMENT-S	\$250.00	\$0.00	\$0.00	0.00
01 1141 630 000 1	MUSIC DUES AND FEES-E	\$300.00	\$0.00	\$0.00	0.00
01 1141 630 000 2	MUSIC DUES AND FEES-S	\$500.00	\$0.00	\$125.00	25.00
01 1141 670 000 1	MUSIC TRAVEL-E	\$500.00	\$0.00	\$300.00	60.00
01 1141 670 000 2	MUSIC TRAVEL-S	\$1,250.00	\$0.00	\$555.02	44.40
1141	MUSIC	\$141,744.03	\$10,954.92	\$82,991.06	58.55
01 1145 110 000 1	PE SALARIES-E	\$42,799.00	\$3,440.21	\$24,081.47	56.27
01 1145 110 000 2	PE SALARIES-S	\$138,026.78	\$11,533.82	\$80,736.74	58.49
01 1145 120 000 1	PE SUB SALARIES-E	\$750.00	\$0.00	\$312.50	41.67
01 1145 120 000 2	PE SUB SALARIES-S	\$2,000.00	\$196.25	\$1,758.13	87.91
01 1145 130 000 1	PE STIPEND-E	\$0.00	\$0.00	\$0.00	0.00
01 1145 130 000 2	PE STIPEND-E	\$0.00	\$0.00	\$0.00	0.00
01 1145 210 000 1	PE SOCIAL SECURITY-E	\$3,274.12	\$263.17	\$1,866.13	57.00

Account Number	Account Description	Revised Budget	Expended During Month	Expenditures to Date	% of Budget
01 1145 210 000 2	PE SOCIAL SECURITY-S	\$10,559.06	\$870.22	\$6,124.46	58.00
01 1145 220 000 1	PE RETIREMENT-E	\$3,146.92	\$252.95	\$1,771.62	56.30
01 1145 220 000 2	PE RETIREMENT-S	\$9,771.57	\$850.82	\$5,970.51	61.10
01 1145 221 000 1	PE RETIREMENT 1%-E	\$1,080.67	\$86.86	\$608.34	56.29
01 1145 221 000 2	PE RETIREMENT 1%-S	\$3,862.43	\$292.19	\$2,050.38	53.09
01 1145 230 000 1	PE HEALTH INS-E	\$7,040.64	\$515.94	\$3,611.58	51.30
01 1145 230 000 2	PE HEALTH INS-S	\$39,808.17	\$3,294.69	\$23,136.61	58.12
01 1145 257 000 1	PE - HSA Deduction	\$500.00	\$70.78	\$495.46	99.09
01 1145 257 000 2	PE - HSA Deduction	\$250.00	\$51.31	\$284.89	113.96
01 1145 410 000 1	PE SUPPLIES-E	\$1,250.00	\$0.00	\$0.00	0.00
01 1145 410 000 2	PE SUPPLIES-S	\$3,250.00	\$69.00	\$532.69	16.39
01 1145 420 000 2	PE TEXTBOOKS - S	\$0.00	\$0.00	\$0.00	0.00
01 1145 460 000 2	PE COMPUTER HARDWARE-S	\$0.00	\$0.00	\$0.00	0.00
01 1145 467 000 2	PE WEB/CLOUD BASED SOFTWARE	\$0.00	\$400.00	\$400.00	0.00
01 1145 480 000 2	PE - EQUIPMENT	\$0.00	\$0.00	\$0.00	0.00
01 1145 670 000 1	PE TRAVEL-E	\$200.00	\$0.00	\$218.00	109.00
01 1145 670 000 2	PE TRAVEL-S	\$750.00	\$0.00	\$0.00	0.00
1145 PE		\$268,319.36	\$22,188.21	\$153,959.51	57.38
01 1148 110 000 2	SCIENCE SALARIES-S	\$210,747.17	\$17,135.99	\$119,951.93	56.92
01 1148 120 000 2	SCIENCE SUB SALARIES-S	\$4,000.00	\$610.00	\$4,151.25	103.78
01 1148 130 000 2	SCIENCE STIPEND-S	\$2,500.00	\$0.00	\$60.00	2.40
01 1148 210 000 2	SCIENCE SOCIAL SECURITY-S	\$16,122.17	\$1,331.84	\$9,318.54	57.80
01 1148 220 000 2	SCIENCE RETIREMENT-S	\$15,495.83	\$1,264.56	\$8,843.59	57.07
01 1148 221 000 2	SCIENCE RETIREMENT 1%-S	\$5,321.36	\$434.27	\$3,036.93	57.07
01 1148 230 000 2	SCIENCE HEALTH INS-S	\$66,569.60	\$4,844.91	\$33,914.37	50.95
01 1148 257 000 2	SCIENCE - HSA Deduction	\$3,000.00	\$405.40	\$2,837.80	94.59
01 1148 318 000 2	SCIENCE-CONTRACT SERVICES	\$250.00	\$0.00	\$0.00	0.00
01 1148 410 000 1	SCIENCE SUPPLIES-E	\$750.00	\$0.00	\$3,622.82	483.04
01 1148 410 000 2	SCIENCE SUPPLIES-S	\$6,000.00	\$57.98	\$8,332.68	143.18
01 1148 420 000 1	SCIENCE TEXTBOOKS-E	\$60,000.00	\$0.00	\$0.00	0.00
01 1148 420 000 2	SCIENCE TEXTBOOKS-S	\$75,000.00	\$0.00	\$0.00	0.00
01 1148 440 000 2	SCIENCE PERIODICALS-S	\$0.00	\$0.00	\$0.00	0.00
01 1148 460 000 2	SCIENCE COMPUTER HARDWARE	\$0.00	\$0.00	\$0.00	0.00
01 1148 465 000 2	SCIENCE COMPUTER SOFTWARE	\$1,000.00	\$0.00	\$34.99	3.50
01 1148 467 000 2	SCIENCE COMP WEB/CLOUD SOFTWARE	\$0.00	\$0.00	\$10,750.00	0.00
01 1148 480 000 2	SCIENCE EQUIP-S	\$5,000.00	\$0.00	\$388.09	7.76

Account Number	Account Description	Revised Budget	Expended During Month	Expenditures to Date	% of Budget
01 1148 670 000 2	SCIENCE TRAVEL EXP	\$150.00	\$0.00	\$160.50	211.67
1148	SCIENCE	\$471,906.13	\$26,084.95	\$205,403.49	43.61
01 1150 110 000 1	ESL SALARY-E	\$138,675.50	\$10,400.66	\$72,804.62	52.50
01 1150 110 000 2	ESL SALARY-S	\$49,673.80	\$4,139.48	\$28,976.36	58.33
01 1150 120 000 1	ESL SUB SALARY-E	\$2,500.00	\$0.00	\$990.00	39.60
01 1150 120 000 2	ESL SUB SALARY-S	\$1,000.00	\$25.00	\$837.50	83.75
01 1150 130 000 1	ESL STIPEND SALARY-E	\$0.00	\$0.00	\$0.00	0.00
01 1150 130 000 2	ESL STIPEND SALARY-S	\$0.00	\$0.00	\$0.00	0.00
01 1150 140 000 0	ESL PARA SALARY-PS	\$0.00	\$0.00	\$0.00	0.00
01 1150 140 000 1	ESL PARA SALARY-E	\$16,613.68	\$2,661.35	\$12,700.94	76.45
01 1150 140 000 2	ESL PARA SALARY-S	\$7,911.28	\$840.00	\$8,064.00	101.93
01 1150 141 000 0	ESL SUB SALARY-PS	\$0.00	\$0.00	\$0.00	0.00
01 1150 141 000 1	ESL SUB SALARY-E	\$2,000.00	\$0.00	\$0.00	0.00
01 1150 141 000 2	ESL SUB SALARY-S	\$200.00	\$0.00	\$63.00	31.50
01 1150 142 000 0	TRANSLATOR SALARIES-PS	\$2,000.00	\$145.53	\$215.46	10.77
01 1150 142 000 1	TRANSLATOR SALARIES-E	\$5,460.00	\$574.94	\$4,649.25	85.15
01 1150 142 000 2	TRANSLATOR SALARIES-2	\$1,000.00	\$472.50	\$4,505.24	450.52
01 1150 210 000 0	ESL SOCIAL SECURITY	\$200.00	\$11.12	\$16.47	8.24
01 1150 210 000 1	ESL SOCIAL SECURITY-E	\$12,297.31	\$1,033.42	\$6,903.86	56.14
01 1150 210 000 2	ESL SOCIAL SECURITY-S	\$4,405.26	\$374.08	\$2,932.71	66.57
01 1150 220 000 0	ESL RETIREMENT	\$150.00	\$10.71	\$15.85	10.57
01 1150 220 000 1	ESL RETIREMENT-E	\$11,819.56	\$1,002.69	\$6,590.85	55.76
01 1150 220 000 2	ESL RETIREMENT-S	\$4,234.12	\$402.71	\$3,059.37	72.26
01 1150 221 000 0	ESL RETIREMENT	\$50.00	\$3.67	\$5.44	10.88
01 1150 221 000 1	ESL RETIREMENT-E	\$4,058.92	\$344.35	\$2,263.37	55.76
01 1150 221 000 2	ESL RETIREMENT-S	\$1,454.02	\$138.30	\$1,050.66	72.26
01 1150 230 000 0	ESL HEALTH INSURANCE-PS	\$0.00	\$0.00	\$0.00	0.00
01 1150 230 000 1	ESL HEALTH INSURANCE-E	\$32,921.65	\$3,140.65	\$18,904.01	57.42
01 1150 230 000 2	ESL HEALTH INSURANCE-S	\$20,521.75	\$1,850.45	\$12,953.15	63.12
01 1150 257 000 2	ELL - HSA Deduction	\$1,000.00	\$175.64	\$1,229.48	122.95
01 1150 319 000 1	ESL PURCH. SERV-ELEM	\$100.00	\$131.25	\$493.71	493.71
01 1150 319 000 2	ESL PURCH. SERV-SEC	\$150.00	\$0.00	\$0.00	0.00
01 1150 350 000 1	ELL ADVERTISING - E	\$0.00	\$0.00	\$0.00	0.00
01 1150 350 000 2	ELL ADVERTISING - S	\$0.00	\$0.00	\$0.00	0.00
01 1150 410 000 1	ESL SUPPLIES-ELEM.	\$750.00	\$35.96	\$141.45	18.86
01 1150 410 000 2	ESL SUPPLIES	\$750.00	\$0.00	\$263.46	35.13
01 1150 420 000 1	ESL TEXTS-ELEM.	\$500.00	\$0.00	\$0.00	0.00

Account Number	Account Description	Revised Budget	Expended During Month	Expenditures to Date	% of Budget
01 1150 420 000 2	ESL TEXTS	\$500.00	\$0.00	\$0.00	0.00
01 1150 430 000 2	ELL LIBRARY BOOKS-S	\$0.00	\$0.00	\$0.00	0.00
01 1150 440 000 1	ESL SUBSCRIPTIONS-ELEM.	\$0.00	\$0.00	\$0.00	0.00
01 1150 440 000 2	ESL SUBSCRIPTIONS	\$0.00	\$0.00	\$0.00	0.00
01 1150 460 000 2	COMPUTER HARDWARE (<5000)-S	\$0.00	\$0.00	\$0.00	0.00
01 1150 465 000 1	COMPUTER SOFTWARE - EL	\$100.00	\$0.00	\$0.00	0.00
01 1150 465 000 2	COMPUTER SOFTWARE - SEC	\$100.00	\$0.00	\$0.00	0.00
01 1150 467 000 1	ELL WEB/CLOUD BASED SOFTWARE-E	\$0.00	\$0.00	\$115.00	0.00
01 1150 467 000 2	ELL WEB/CLOUD BASED SOFTWARE-S	\$400.00	\$0.00	\$0.00	0.00
01 1150 480 000 2	EQUIPMENT <5000 - SEC	\$100.00	\$0.00	\$0.00	0.00
01 1150 670 000 1	ELL TRAVEL - ELEM	\$1,000.00	\$0.00	(\$329.46)	(32.95)
01 1150 670 000 2	ELL TRAVEL - SEC	\$750.00	\$0.00	(\$279.46)	(37.26)
1150	ENGLISH LANGUAGE LEARNERS INSTUCT PRGRM	\$325,346.85	\$27,914.46	\$190,136.29	58.44
01 1160 110 000 0	POVERTY SALARY-PS	\$0.00	\$0.00	\$0.00	0.00
01 1160 110 000 1	POVERTY SALARY-E	\$537,972.00	\$48,847.28	\$326,508.12	60.69
01 1160 110 000 2	POVERTY SALARY-S	\$105,985.38	\$8,769.03	\$61,511.56	58.04
01 1160 120 000 0	POVERTY SUB SALARY-PS	\$0.00	\$0.00	\$0.00	0.00
01 1160 120 000 1	POVERTY SUB SALARY-E	\$5,000.00	\$425.00	\$4,860.00	97.20
01 1160 120 000 2	POVERTY SUB SALARY-S	\$700.00	\$142.19	\$775.02	110.72
01 1160 130 000 1	POVERTY STIPENDS-E	\$3,200.00	\$300.00	\$2,427.50	75.86
01 1160 130 000 2	POVERTY STIPENDS-S	\$3,200.00	\$300.00	\$2,100.00	65.63
01 1160 140 000 1	POVERTY PARA SALARY - E	\$88,097.30	\$7,535.05	\$61,340.21	69.63
01 1160 140 000 2	POVERTY PARA SALARY - S	\$0.00	\$0.00	\$0.00	0.00
01 1160 141 000 1	POVERTY PARA SUB SALARY - E	\$1,500.00	\$98.33	\$2,410.78	160.72
01 1160 141 000 2	POVERTY PARA SUB SALARY - S	\$0.00	\$0.00	\$114.48	0.00
01 1160 210 000 0	POVERTY SOCIAL SECURITY-PS	\$0.00	\$0.00	\$0.00	0.00
01 1160 210 000 1	POVERTY SOCIAL SECURITY-E	\$48,543.00	\$4,236.22	\$29,489.91	60.75
01 1160 210 000 2	POVERTY SOCIAL SECURITY-S	\$8,107.87	\$683.71	\$4,822.09	59.47
01 1160 220 000 0	POVERTY RETIREMENT-PS	\$0.00	\$0.00	\$0.00	0.00
01 1160 220 000 1	POVERTY RETIREMENT-E	\$41,343.00	\$4,145.68	\$28,543.56	69.04
01 1160 220 000 2	POVERTY RETIREMENT-S	\$7,792.89	\$644.77	\$4,524.62	58.06
01 1160 221 000 0	POVERTY RETIREMENT-PS	\$0.00	\$0.00	\$0.00	0.00
01 1160 221 000 1	POVERTY RETIREMENT-E	\$14,601.00	\$1,423.66	\$9,802.10	67.13
01 1160 221 000 2	POVERTY RETIREMENT-S	\$2,676.13	\$221.42	\$1,553.86	58.06
01 1160 230 000 0	POVERTY HEALTH INS - PS	\$0.00	\$0.00	\$0.00	0.00

Account Number	Account Description	Revised Budget	Expended During Month	Expenditures to Date	% of Budget
01 1160 230 000 1	POVERTY HEALTH INS - E	\$167,342.00	\$12,632.97	\$84,539.51	50.52
01 1160 230 000 2	POVERTY HEALTH INS - S	\$29,810.76	\$2,094.00	\$14,880.96	49.92
01 1160 257 000 1	POVERTY - HSA Deduction	\$500.00	\$29.80	\$119.20	23.84
01 1160 257 000 2	POVERTY - HSA Deduction	\$1,500.00	\$196.47	\$1,152.33	76.82
01 1160 319 000 0	OTHER PROF/TECH SERVICES PS	\$0.00	\$0.00	\$0.00	0.00
01 1160 319 000 1	POVERTY PROF/TECH SERV-E	\$5,000.00	\$0.00	\$2,560.00	51.20
01 1160 319 000 2	POVERTY PROF/TECH SERV-S	\$0.00	\$0.00	\$2,560.00	0.00
01 1160 327 000 1	POVERTY RENTALS OR LEASES-E	\$0.00	\$0.00	\$0.00	0.00
01 1160 381 000 1	POVERTY POSTAGE-E	\$0.00	\$0.00	\$0.00	0.00
01 1160 381 000 2	POVERTY POSTAGE-S	\$0.00	\$0.00	\$0.00	0.00
01 1160 382 000 1	POVERTY DISTANCE ED & TELECOMM - E	\$0.00	\$25.00	\$475.00	0.00
01 1160 382 000 2	POVERTY DISTANCE ED & TELECOMM - S	\$0.00	\$25.00	\$475.00	0.00
01 1160 410 000 0	POVERTY SUPPLIES PS	\$500.00	\$0.00	\$0.00	0.00
01 1160 410 000 1	POVERTY SUPPLIES E	\$500.00	\$0.00	\$0.00	0.00
01 1160 410 000 2	POVERTY SUPPLIES S	\$100.00	\$0.00	\$0.00	0.00
01 1160 420 000 1	POVERTY TEXTBOOKS - E	\$0.00	\$0.00	\$0.00	0.00
01 1160 420 000 2	POVERTY TEXTBOOKS - S	\$0.00	\$0.00	\$0.00	0.00
01 1160 460 000 1	POVERTY COMP HARDWARE - E	\$2,500.00	\$0.00	\$0.00	0.00
01 1160 465 000 2	POVERTY COMP SOFTWARE-S	\$3,500.00	\$0.00	\$3,769.35	107.70
01 1160 467 000 1	POVERTY WEB/CLOUD SOFTWARE- E	\$0.00	\$454.00	\$454.00	0.00
01 1160 480 000 0	POVERTY FURNITURE & EQUIP-PS	\$0.00	\$0.00	\$0.00	0.00
01 1160 480 000 1	POVERTY FURNITURE & EQUIP-E	\$0.00	\$0.00	\$0.00	0.00
01 1160 480 000 2	POVERTY FURNITURE & EQUIP-S	\$0.00	\$0.00	\$0.00	0.00
01 1160 670 000 0	POVERTY TRAVEL EXPENSE - PS	\$0.00	\$0.00	\$0.00	0.00
01 1160 670 000 1	POVERTY TRAVEL EXPENSE - E	\$500.00	\$0.00	\$346.14	69.23
01 1160 670 000 2	POVERTY TRAVEL EXPENSE - S	\$250.00	\$0.00	\$0.00	0.00
1160	PROVERTY PROGRAMS	\$1,080,721.33	\$93,229.58	\$652,115.30	60.34
01 1161 140 000 1	DE POVERTY PARA SALARY - E	\$27,000.00	\$3,463.17	\$3,463.17	12.83
01 1161 210 000 1	DE POVERTY SOCIAL SECURITY-E	\$2,000.00	\$264.93	\$264.93	13.25
01 1161 220 000 1	DE POVERTY RETIREMENT-E	\$400.00	\$206.63	\$206.63	51.66
01 1161 221 000 1	DE POVERTY RETIREMENT 1%-E	\$100.00	\$70.97	\$70.97	70.97
01 1161 410 000 1	DE POVERTY SUPPLIES	\$500.00	\$0.00	\$0.00	0.00
1161	POVERTY PROG-DEVELOPING EAGLES	\$30,000.00	\$4,005.70	\$4,005.70	13.35
01 1171 110 000 2	SOCIAL STUDIES SALARIES-S	\$199,214.39	\$16,900.03	\$118,377.77	59.42
01 1171 120 000 2	SOCIAL STUDIES SUB SALARIES-S	\$3,000.00	\$387.50	\$2,425.00	80.83

Account Number	Account Description	Revised Budget	Expended During Month	Expenditures to Date	% of Budget
01 1171 130 000 2	SOCIAL STUDIES STIPENDS-S	\$0.00	\$0.00	\$0.00	0.00
01 1171 210 000 2	SOCIAL STUDIES SOC SEC-S	\$15,239.90	\$1,308.77	\$9,146.89	60.02
01 1171 220 000 2	SOCIAL STUDIES RETIREMENT-S	\$14,647.83	\$1,243.54	\$8,714.31	59.49
01 1171 221 000 2	SOCIAL STUDIES RETIRE 1%-S	\$5,030.16	\$427.02	\$2,992.45	59.49
01 1171 230 000 2	SOCIAL STUDIES HEALTH INS-S	\$41,036.90	\$3,313.91	\$23,194.71	56.52
01 1171 257 000 2	SOC STUDIES - HSA Deduction	\$500.00	\$70.78	\$495.46	99.09
01 1171 410 000 1	SOCIAL STUDIES SUPPLIES-E	\$0.00	\$0.00	\$0.00	0.00
01 1171 410 000 2	SOCIAL STUDIES SUPPLIES-S	\$750.00	\$0.00	\$0.00	0.00
01 1171 420 000 1	SOCIAL STUDIES TEXTBOOKS-E	\$0.00	\$0.00	\$177.12	0.00
01 1171 420 000 2	SOCIAL STUDIES TEXTBOOKS-S	\$0.00	\$0.00	\$0.00	0.00
01 1171 440 000 2	SOCIAL STUDIES SUBSCR-S	\$1,000.00	\$0.00	\$24.76	2.48
01 1171 670 000 2	SOC STUDIES TRAVEL EXP-S	\$250.00	\$0.00	\$14.13	5.65
1171	SOCIAL STUDIES	\$280,669.18	\$23,651.55	\$165,562.60	58.99
01 1173 110 000 2	SPANISH SALARIES-S	\$61,334.00	\$5,111.16	\$35,778.12	58.33
01 1173 120 000 2	SPANISH SUB SALARIES-S	\$1,200.00	\$393.74	\$1,084.36	90.36
01 1173 130 000 2	SPANISH STIPEND-S	\$0.00	\$0.00	\$0.00	0.00
01 1173 210 000 2	SPANISH SOCIAL SECURITY-S	\$4,692.05	\$404.37	\$2,702.77	57.60
01 1173 220 000 2	SPANISH RETIREMENT-S	\$4,509.77	\$375.81	\$2,636.17	58.45
01 1173 221 000 2	SPANISH RETIREMENT 1%-S	\$1,548.68	\$129.05	\$905.22	58.45
01 1173 230 000 2	SPANISH HEALTH INS-S	\$16,823.84	\$1,401.99	\$9,813.93	58.33
01 1173 410 000 2	SPANISH SUPPLIES-S	\$3,000.00	\$0.00	\$35.50	1.18
01 1173 420 000 2	SPANISH-TEXTBOOKS	\$250.00	\$0.00	\$0.00	0.00
01 1173 465 000 2	SPANISH SOFTWARE-S	\$100.00	\$0.00	\$0.00	0.00
1173	SPANISH	\$93,458.34	\$7,816.12	\$52,956.07	56.66
01 1175 110 000 1	TECHNOLOGY SALARY-E	\$14,086.60	\$1,173.88	\$8,217.16	58.33
01 1175 110 000 2	TECHNOLOGY SALARY-S	\$43,810.00	\$3,650.83	\$25,555.81	58.33
01 1175 120 000 1	TECHNOLOGY SUB SAL.-E	\$400.00	\$40.00	\$280.00	70.00
01 1175 120 000 2	TECHNOLOGY SUB. SAL.-S	\$150.00	\$0.00	\$31.25	20.83
01 1175 130 000 2	TECHNOLOGY STIPENDS-S	\$0.00	\$0.00	\$0.00	0.00
01 1175 140 000 1	TECHNOLOGY PARA SALARY-E	\$0.00	\$0.00	\$0.00	0.00
01 1175 141 000 1	TECHNOLOGY PARA SUB SAL-E	\$0.00	\$0.00	\$0.00	0.00
01 1175 210 000 1	TECHNOLOGY SOC. SEC.-E	\$1,077.62	\$92.86	\$650.02	60.32
01 1175 210 000 2	TECHNOLOGY SOC. SEC.-S	\$3,351.47	\$270.45	\$1,895.56	56.56
01 1175 220 000 1	TECHNOLOGY RET. - E	\$1,035.76	\$86.31	\$604.17	58.33
01 1175 220 000 2	TECHNOLOGY RET. - S	\$3,221.26	\$268.44	\$1,879.08	58.33
01 1175 221 000 1	TECHNOLOGY RET. - E	\$355.69	\$29.64	\$207.48	58.33
01 1175 221 000 2	TECHNOLOGY RET. - S	\$1,106.20	\$92.18	\$645.32	58.34

Account Number	Account Description	Revised Budget	Expended During Month	Expenditures to Date	% of Budget
01 1175 230 000 1	TECHNOLOGY HEALTH INS.-E	\$3,845.45	\$341.87	\$2,393.09	62.23
01 1175 230 000 2	TECHNOLOGY HEALTH INS.-S	\$12,017.03	\$876.68	\$6,136.76	51.07
01 1175 257 000 2	TECH - HSA Deduction	\$500.00	\$124.74	\$873.18	174.64
01 1175 318 000 1	OTHER PROF/TECH SERVICES-E	\$0.00	\$0.00	\$0.00	0.00
01 1175 318 000 2	OTHER PROF/TECH SERVICES-S	\$150.00	\$0.00	\$93.75	62.50
01 1175 319 000 1	OTHER PROF/TECH SERVICES-E	\$0.00	\$0.00	\$0.00	0.00
01 1175 319 000 2	OTHER PROF/TECH SERVICES-S	\$0.00	\$0.00	\$0.00	0.00
01 1175 329 000 2	OTHER PROPERTY SERVICES - S	\$0.00	\$0.00	\$0.00	0.00
01 1175 381 000 2	TECHNOLOGY POSTAGE - S	\$0.00	\$0.00	\$0.00	0.00
01 1175 410 000 1	TECHNOLOGY SUPPLIES-E	\$350.00	\$0.00	\$458.11	174.11
01 1175 410 000 2	TECHNOLOGY SUPPLIES-S	\$1,500.00	\$192.51	\$329.39	21.96
01 1175 420 000 1	TECHNOLOGY TEXTBOOKS-E	\$0.00	\$0.00	\$0.00	0.00
01 1175 420 000 2	TECHNOLOGY TEXTBOOKS-S	\$0.00	\$0.00	\$0.00	0.00
01 1175 440 000 1	TECHNOLOGY SUBSCRIPTION-E	\$0.00	\$0.00	\$0.00	0.00
01 1175 440 000 2	TECHNOLOGY SUBSCRIPTION-S	\$5,500.00	\$0.00	\$0.00	0.00
01 1175 460 000 1	TECH COMP HARDWARE-E	\$5,500.00	\$0.00	\$0.00	0.00
01 1175 460 000 2	TECH COMP HARDWARE-S	\$10,000.00	\$0.00	\$2,995.00	29.95
01 1175 465 000 1	TECHNOLOGY SOFTWARE-E	\$10,000.00	\$0.00	\$500.00	5.00
01 1175 465 000 2	TECHNOLOGY SOFTWARE-S	\$10,000.00	\$0.00	\$500.00	5.00
01 1175 467 000 2	TECH WEB/CLOUD BASED SOFTWARE	\$3,000.00	\$0.00	(\$2,732.00)	(91.07)
01 1175 480 000 1	TECHNOLOGY EQUIPMENT-E	\$500.00	\$0.00	\$0.00	0.00
01 1175 480 000 2	TECHNOLOGY EQUIPMENT-S	\$1,500.00	\$0.00	\$0.00	0.00
01 1175 670 000 1	TECHNOLOGY TRAVEL-E	\$1,000.00	\$0.00	\$0.00	0.00
01 1175 670 000 2	TECHNOLOGY TRAVEL-S	\$1,000.00	\$0.00	\$0.00	0.00
01 1175 690 000 1	TECHNOLOGY OTHER-E	\$0.00	\$0.00	\$0.00	0.00
01 1175 690 000 2	TECHNOLOGY OTHER-S	\$0.00	\$0.00	\$0.00	0.00
1175	TECHNOLOGY	\$134,957.08	\$7,240.39	\$51,513.13	38.28
01 1180 110 000 2	T & I SALARIES-S	\$88,369.31	\$7,366.61	\$51,566.27	58.35
01 1180 120 000 2	T & I SUB-S	\$1,400.00	\$0.00	\$812.50	58.04
01 1180 130 000 2	T & I STIPENDS-S	\$0.00	\$0.00	\$0.00	0.00
01 1180 210 000 2	T & I SOC. SEC.-S	\$6,760.26	\$533.30	\$3,795.18	56.14
01 1180 220 000 2	T & I RETIREMENT-S	\$6,497.62	\$541.65	\$3,792.52	58.37
01 1180 221 000 2	T & I RETIREMENT-S	\$2,231.33	\$186.00	\$1,302.37	58.37
01 1180 230 000 2	T & I HEALTH INS.-S	\$30,368.90	\$2,416.15	\$16,913.05	55.69
01 1180 257 000 2	T & I - HSA Deduction	\$1,000.00	\$114.59	\$802.13	80.21
01 1180 318 000 2	T&I LABOR-SEC.	\$0.00	\$0.00	\$0.00	0.00

Account Number	Account Description	Revised Budget	Expended During Month	Expenditures to Date	% of Budget
01 1180 410 000 2	T&I SUPPLIES-SEC.	\$3,100.00	\$193.70	\$1,405.14	51.87
01 1180 420 000 2	T&I TEXTBOOKS-SEC.	\$250.00	\$0.00	\$294.99	118.00
01 1180 460 000 2	T&I COMPUTER HARDWARE -S	\$750.58	\$0.00	\$0.00	0.00
01 1180 465 000 2	T&I COMPUTER SOFTWARE	\$0.00	\$0.00	\$876.21	0.00
01 1180 480 000 2	T&I - EQUIPMENT <5000	\$750.00	\$0.00	\$1,570.83	209.44
01 1180 670 000 2	T&I TRAVEL-SEC.	\$150.00	\$0.00	\$0.00	0.00
01 1180 690 000 2	T&I OTHER-SEC.	\$0.00	\$0.00	\$0.00	0.00
1180 T & I		\$141,628.00	\$11,352.00	\$83,131.19	58.84
01 1185 410 000 1	CIRCLE OF FRIENDS SUPPLIES	\$200.00	\$0.00	\$0.00	0.00
01 1185 410 000 2	CIRCLE OF FRIENDS SUPPLIES	\$100.00	\$0.00	\$0.00	0.00
01 1185 670 000 1	CIRCLE OF FRIENDS TRAVEL-E	\$50.00	\$0.00	\$0.00	0.00
01 1185 670 000 2	CIRCLE OF FRIENDS-TRAVEL & MLG	\$100.00	\$0.00	\$0.00	0.00
1185 CIRCLE OF FRIENDS		\$450.00	\$0.00	\$0.00	0.00
01 1190 110 000 0	EC REGULAR SALARIES	\$44,315.50	\$3,692.96	\$25,850.72	58.33
01 1190 120 000 0	EC SUBSTITUTE SALARIES	\$600.00	\$0.00	\$200.00	33.33
01 1190 130 000 0	EC REGULAR STIPEND	\$0.00	\$0.00	\$35.00	0.00
01 1190 140 000 0	EC PARA SALARIES	\$22,854.80	\$248.54	\$2,143.30	9.38
01 1190 141 000 0	OTHER SUB STAFF SALARIES-PS	\$350.00	\$0.00	\$103.68	29.62
01 1190 210 000 0	EC SOCIAL SECURITY	\$5,138.53	\$298.31	\$2,119.13	41.24
01 1190 220 000 0	EC RETIREMENT	\$4,938.90	\$289.81	\$2,061.78	41.75
01 1190 221 000 0	EC RETIREMENT 1%	\$1,696.05	\$99.52	\$708.03	41.75
01 1190 230 000 0	EC HEALTH INSURANCE	\$21,800.16	\$1,206.32	\$8,854.56	40.62
01 1190 257 000 0	EARLY CHILDHOOD - HSA Deduction	\$100.00	\$0.00	\$59.60	59.60
01 1190 319 000 0	EC-OTHER PROF/TECH SERVICES	\$0.00	\$0.00	\$0.00	0.00
01 1190 410 000 0	EARLY CHILDHOOD SUPPLIES	\$2,000.00	\$216.03	\$1,429.78	71.49
01 1190 465 000 0	EARLY CHILDHOOD SOFTWARE	\$0.00	\$0.00	\$0.00	0.00
01 1190 467 000 0	EARLY CHILDHOOD WEB/CLOUD SOFTWARE	\$500.00	\$0.00	\$0.00	0.00
01 1190 480 000 0	EC NON-CAPITALIZED OPER PURCHASES	\$0.00	\$0.00	\$0.00	0.00
01 1190 670 000 0	EC TRAVEL EXP	\$750.00	\$0.00	\$11.30	1.51
1190 EARLY CHILDHOOD PROGRAMS		\$105,043.94	\$6,051.49	\$43,576.88	41.48
01 1200 690 000 0	SPED-OTHER MISC EXPENSES	\$0.00	\$0.00	\$0.00	0.00
01 1200 690 000 1	SPED-OTHER MISC EXPENSES-E	\$0.00	\$0.00	\$0.00	0.00
01 1200 690 000 2	SPED-OTHER MISC EXPENSES-S	\$0.00	\$0.00	\$0.00	0.00
1200 SPECIAL EDUCATION PROGRAMS		\$0.00	\$0.00	\$0.00	0.00
01 1210 313 000 1	SPED LEVEL I SERVICES-E	\$65,000.00	\$8,057.54	\$44,813.89	68.94

Account Number	Account Description	Revised Budget	Expended During Month	Expenditures to Date	% of Budget
01 1210 313 000 2	SPED LEVEL I SERVICES-S	\$35,000.00	\$2,867.06	\$16,498.55	47.14
1210	SPECIAL EDUCATION - LEVEL I	\$100,000.00	\$10,924.60	\$61,312.44	61.31
01 1220 110 000 1	SPED-TEACHERS SALARIES-E	\$319,156.73	\$20,674.59	\$162,211.87	50.83
01 1220 110 000 2	SPED TEACHERS SALARIES-S	\$334,088.52	\$25,793.59	\$180,006.24	53.88
01 1220 120 000 1	SPED SUB-E	\$5,000.00	\$43.75	\$1,107.50	22.15
01 1220 120 000 2	SPED SUB-S	\$5,000.00	\$200.00	\$1,005.00	20.10
01 1220 130 000 1	SPED TEACHERS STIPENDS-E	\$750.00	\$0.00	\$0.00	0.00
01 1220 130 000 2	SPED TEACHERS STIPENDS-S	\$750.00	\$0.00	\$92.88	12.38
01 1220 135 000 1	SPED CLASSIFIED STIPENDS-E	\$0.00	\$0.00	\$0.00	0.00
01 1220 135 000 2	SPED CLASSIFIED STIPENDS-S	\$0.00	\$0.00	\$0.00	0.00
01 1220 140 000 1	SPED AIDES-E	\$182,093.50	\$18,548.05	\$132,279.07	72.64
01 1220 140 000 2	SPED AIDES-S	\$74,030.87	\$6,851.14	\$49,473.18	66.83
01 1220 141 000 1	SPED SUB AIDES-E	\$10,000.00	\$342.62	\$5,662.13	56.62
01 1220 141 000 2	SPED SUB AIDES-S	\$2,750.00	\$187.42	\$2,689.24	97.79
01 1220 142 000 1	TRANSLATOR SALARIES-E	\$500.00	\$0.00	\$5.25	1.05
01 1220 142 000 2	TRANSLATOR SALARIES-S	\$250.00	\$0.00	\$5.25	2.10
01 1220 210 000 1	SPED SOC.SEC.-E	\$37,697.23	\$2,938.93	\$22,146.55	58.75
01 1220 210 000 2	SPED SOC. SEC.-S	\$32,818.63	\$2,428.78	\$17,212.68	52.45
01 1220 220 000 1	SPED RETIREMENT-E	\$36,232.69	\$2,824.43	\$21,552.36	59.48
01 1220 220 000 2	SPED RETIREMENT-S	\$30,132.07	\$2,401.23	\$16,900.80	56.09
01 1220 221 000 1	SPED RETIREMENT-E	\$12,442.55	\$969.98	\$7,401.53	59.49
01 1220 221 000 2	SPED RETIREMENT-S	\$10,184.65	\$824.62	\$5,803.92	56.99
01 1220 230 000 1	SPED HEALTH INSURANCE-E	\$160,334.80	\$11,482.95	\$93,638.25	58.40
01 1220 230 000 2	SPED HEALTH INSURANCE-S	\$120,892.81	\$8,951.02	\$63,069.37	52.17
01 1220 257 000 1	SPED - HSA Deduction	\$500.00	\$222.45	\$1,159.04	231.81
01 1220 257 000 2	SPED - HSA Deduction	\$1,000.00	\$270.44	\$1,509.88	150.99
01 1220 318 000 1	SPED LABOR-ELEM.	\$0.00	\$0.00	(\$220.00)	0.00
01 1220 318 000 2	SPED LABOR-SEC.	\$500.00	\$553.91	\$1,828.34	365.67
01 1220 319 000 1	SPED PURCH.SERVICE-ELEM	\$10,500.00	\$0.00	\$0.00	0.00
01 1220 319 000 2	SPED PURCH. SERVICE-SEC.	\$500.00	\$0.00	\$0.00	0.00
01 1220 327 000 2	SPED RENTALS - S	\$0.00	\$0.00	\$0.00	0.00
01 1220 381 000 1	POSTAGE - E	\$150.00	\$17.34	\$66.98	44.65
01 1220 381 000 2	POSTAGE - S	\$250.00	\$10.49	\$142.18	56.87
01 1220 382 000 1	PHONE EXPENSE - E	\$0.00	\$0.00	\$0.00	0.00
01 1220 382 000 2	PHONE EXPENSE - S	\$0.00	\$0.00	\$0.00	0.00
01 1220 410 000 1	SPED SUPPLIES-ELEM.	\$6,000.00	\$72.80	\$1,504.93	25.70
01 1220 410 000 2	SPED SUPPLIES-SEC.	\$2,000.00	\$0.00	\$1,287.98	64.40

Account Number	Account Description	Revised Budget	Expended During Month	Expenditures to Date	% of Budget
01 1220 420 000 1	SPED TEXTBOOKS-ELEM.	\$500.00	\$202.40	\$1,520.20	304.04
01 1220 420 000 2	SPED TEXTBOOKS-SEC.	\$500.00	\$0.00	\$123.80	24.76
01 1220 425 000 2	SPED E-BOOKS-S	\$0.00	\$0.00	\$0.00	0.00
01 1220 430 000 1	SPED LIBRARY BOOKS	\$0.00	\$0.00	\$0.00	0.00
01 1220 430 000 2	SPED LIBRARY BOOKS	\$0.00	\$0.00	\$0.00	0.00
01 1220 440 000 1	SPED SUBSCRIPTIONS-ELEM.	\$0.00	\$0.00	\$0.00	0.00
01 1220 440 000 2	SPED SUBSCRIPTIONS-SEC.	\$0.00	\$0.00	\$648.00	0.00
01 1220 460 000 1	SPED COMP HARDWARE-E	\$250.00	\$0.00	\$0.00	0.00
01 1220 460 000 2	SPED COMP HARDWARE-S	\$250.00	\$0.00	\$0.00	0.00
01 1220 465 000 1	SPED COMPUTER SOFTWARE-E	\$1,500.00	\$0.00	\$703.13	46.88
01 1220 465 000 2	SPED COMPUTER SOFTWARE-S	\$1,500.00	\$0.00	\$0.00	0.00
01 1220 467 000 1	SPED WEB/CLOUD BASED SOFTWARE	\$550.00	\$0.00	\$762.63	138.66
01 1220 467 000 2	SPED WEB/CLOUD BASED SOFTWARE	\$50.00	\$0.00	\$55.98	111.96
01 1220 480 000 1	SPED EQUIPMENT (<5000) - E	\$500.00	\$0.00	\$1,455.68	291.14
01 1220 480 000 2	SPED EQUIPMENT (<5000) - S	\$500.00	\$0.00	\$554.08	110.82
01 1220 630 000 1	SPED DUES AND FEES-ELEM.	\$500.00	\$0.00	\$0.00	0.00
01 1220 630 000 2	SPED DUES AND FEES-SEC	\$500.00	\$0.00	\$0.00	0.00
01 1220 670 000 1	SPED TRAVEL-ELEM.	\$4,000.00	\$0.00	\$2,807.77	70.19
01 1220 670 000 2	SPED TRAVEL-SEC.	\$3,500.00	\$173.31	\$1,188.17	33.95
01 1220 690 000 1	SPED OTHER-ELEM.	\$0.00	\$0.00	\$0.00	0.00
01 1220 690 000 2	SPED OTHER-SEC.	\$0.00	\$0.00	\$0.00	0.00
1220	SPECIAL EDUCATION INSTRUCTIONAL	\$1,411,105.05	\$106,986.24	\$799,361.84	56.65
01 1230 313 000 0	LEVEL III SERVICES - DISTRICT	\$0.00	\$0.00	\$0.00	0.00
01 1230 313 000 1	LEVEL III SERVICES-E	\$1,000.00	\$0.00	\$0.00	0.00
01 1230 313 000 2	LEVEL III SERVICES-S	\$1,000.00	\$0.00	\$0.00	0.00
1230	SPECIAL EDUCATIONAL - LEVEL III	\$2,000.00	\$0.00	\$0.00	0.00
01 1235 110 000 1	TEACH/LRNG PRG SALARIES-E	\$22,916.01	\$1,972.86	\$13,810.02	60.26
01 1235 110 000 2	TEACH/LRNG PRG SALARIES-S	\$22,916.01	\$1,972.85	\$13,809.95	60.26
01 1235 120 000 1	CTL SUBSTITUTE SALARIES E	\$1,000.00	\$37.50	\$437.50	43.75
01 1235 120 000 2	CTL SUBSTITUTE SALARIES S	\$1,000.00	\$37.50	\$437.50	43.75
01 1235 130 000 1	TEACH/LRNG PRG-STIPENDS-E	\$0.00	\$0.00	\$0.00	0.00
01 1235 130 000 2	TEACH/LRNG PRG-STIPENDS-S	\$0.00	\$0.00	\$18.83	0.00
01 1235 135 000 1	CLASSIFIED STIPENDS - E	\$0.00	\$0.00	\$0.00	0.00
01 1235 135 000 2	CLASSIFIED STIPENDS - S	\$0.00	\$0.00	\$0.00	0.00
01 1235 140 000 1	CTL-AIDES SALARIES-E	\$7,628.73	\$82.77	\$1,196.55	15.68
01 1235 140 000 2	CTL-AIDES SALARIES-S	\$39,695.65	\$4,822.65	\$36,050.19	90.82

Account Number	Account Description	Revised Budget	Expended During Month	Expenditures to Date	% of Budget
01 1235 141 000 1	CTL-AIDES SUB SALARIES - E	\$500.00	\$0.00	\$71.00	14.20
01 1235 141 000 2	CTL-AIDES SUB SALARIES - S	\$500.00	\$180.00	\$1,467.87	293.57
01 1235 210 000 1	TEACH/LRNG PRG-SOC SEC-E	\$2,336.67	\$154.33	\$1,148.53	49.15
01 1235 210 000 2	TEACH/LRNG PRG-SOC SEC-S	\$4,789.79	\$490.17	\$3,651.74	76.24
01 1235 220 000 1	TEACH/LRNG PRG-RETIREMENT-E	\$2,245.90	\$151.15	\$1,105.49	49.22
01 1235 220 000 2	TEACH/LRNG PRG-RETIREMENT-S	\$4,603.72	\$499.65	\$3,682.75	80.00
01 1235 221 000 1	TEACH/LRNG PRG-RETIRE 1%-E	\$771.26	\$51.90	\$379.58	49.22
01 1235 221 000 2	TEACH/LRNG PRG-RETIRE 1%-S	\$1,580.95	\$171.60	\$1,264.81	80.00
01 1235 230 000 1	TEACH/LRNG PRG-HEALTH INS-E	\$12,940.51	\$800.29	\$5,602.03	43.29
01 1235 230 000 2	TEACH/LRNG PRG-HEALTH INS-S	\$29,848.03	\$3,038.90	\$21,272.28	71.27
01 1235 257 000 1	TEACH/LRNG PRG - HSA Deduction	\$500.00	\$0.00	\$0.00	0.00
01 1235 257 000 2	TEACH/LRNG PRG - HSA Deduction	\$500.00	\$59.60	\$417.20	83.44
01 1235 318 000 1	CTL CONTRACTED SERVICES-E	\$0.00	\$0.00	\$0.00	0.00
01 1235 318 000 2	CTL CONTRACTED SERVICES-S	\$0.00	\$0.00	\$0.00	0.00
01 1235 319 000 1	CTL CONTRACTED SERVICES-E	\$0.00	\$0.00	\$0.00	0.00
01 1235 327 000 1	TEACH/LRNG PRG-RENTALS-E	\$0.00	\$0.00	\$0.00	0.00
01 1235 327 000 2	TEACH/LRNG PRG-RENTALS-S	\$0.00	\$0.00	\$0.00	0.00
01 1235 382 000 1	CTL-DISTANCE ED & TELECOMM-E	\$500.00	\$0.00	(\$38.24)	(7.65)
01 1235 382 000 2	CTL-DISTANCE ED & TELECOMM-S	\$500.00	\$0.00	(\$38.24)	(7.65)
01 1235 410 000 1	TEACH/LRNG PRG SUPPLIES-E	\$500.00	\$0.00	\$46.81	9.36
01 1235 410 000 2	TEACH/LRNG PRG SUPPLIES-S	\$600.00	\$79.48	\$761.75	126.96
01 1235 460 000 1	CTL COMPUTER HARDWARE-E	\$500.00	\$0.00	\$0.00	0.00
01 1235 460 000 2	CTL COMPUTER HARDWARE-S	\$500.00	\$0.00	\$0.00	0.00
01 1235 480 000 1	CTL EQUIPMENT-E	\$50.00	\$0.00	\$0.00	0.00
01 1235 480 000 2	CTL EQUIPMENT-S	\$50.00	\$0.00	\$0.00	0.00
01 1235 670 000 1	TEACH/LRNG PRG TRAVEL EXP - E	\$500.00	\$0.00	\$28.25	5.65
01 1235 670 000 2	TEACH/LRNG PRG TRAVEL EXP - S	\$500.00	\$0.00	\$192.11	38.42
1235	TEACHING & LEARNING PROGRAM	\$160,473.23	\$14,603.20	\$106,776.26	66.54
01 1290 110 002 0	EC REGULAR SALARIES B-2 PS	\$0.00	\$3,528.00	\$4,116.00	0.00
01 1290 110 005 0	EC REGULAR SALARIES 3-5 PS	\$0.00	\$14,111.82	\$16,463.79	0.00
01 1290 130 000 0	EC SPECIAL ED STIPENDS	\$0.00	\$0.00	\$0.00	0.00
01 1290 140 000 0	EC SPECIAL ED SALARIES	\$0.00	\$0.00	\$0.00	0.00
01 1290 210 000 0	EC SPECIAL ED SOCIAL SECURITY	\$0.00	\$0.00	\$0.00	0.00
01 1290 210 002 0	EC SPECIAL ED SOCIAL SECURITY B-2	\$0.00	\$268.30	\$312.80	0.00
01 1290 210 005 0	EC SPECIAL ED SOCIAL SECURITY 3-5	\$0.00	\$1,072.60	\$1,250.51	0.00
01 1290 220 000 0	EC SPECIAL ED RETIREMENT	\$0.00	\$0.00	\$0.00	0.00

Account Number	Account Description	Revised Budget	Expended During Month	Expenditures to Date	% of Budget
01 1290 220 002 0	EC SPECIAL ED RETIREMENT B-2	\$0.00	\$260.63	\$303.86	0.00
01 1290 220 005 0	EC SPECIAL ED RETIREMENT 3-5	\$0.00	\$1,042.68	\$1,215.63	0.00
01 1290 221 000 0	EC SPECIAL ED RETIREMENT 1%	\$0.00	\$0.00	\$0.00	0.00
01 1290 221 002 0	EC SPECIAL ED RETIREMENT 1% B-2	\$0.00	\$89.53	\$104.38	0.00
01 1290 221 005 0	EC SPECIAL ED RETIREMENT 1% 3-5	\$0.00	\$358.00	\$417.38	0.00
01 1290 230 000 0	EC HEALTH INSURANCE	\$0.00	\$0.00	\$0.00	0.00
01 1290 230 002 0	EC HEALTH INSURANCE B-2	\$0.00	\$1,201.68	\$1,401.96	0.00
01 1290 230 005 0	EC HEALTH INSURANCE 3-5	\$0.00	\$4,806.84	\$5,607.98	0.00
01 1290 313 000 0	EC SPECIAL ED SERVICES	\$0.00	\$0.00	\$0.00	0.00
01 1290 465 000 0	EC SP ED COMPUTER SOFTWARE	\$0.00	\$0.00	\$0.00	0.00
01 1290 480 000 0	EC SPECIA ED EQUIP	\$0.00	\$0.00	\$0.00	0.00
01 1290 670 000 0	EC SPECIA ED TRAVEL	\$0.00	\$0.00	\$0.00	0.00
01 1290 670 002 0	TRAVEL EXPENSE AND MILEAGE B-2	\$0.00	\$16.95	\$16.95	0.00
01 1290 670 005 0	TRAVEL EXPENSE AND MILEAGE 3-5	\$0.00	\$67.79	\$67.79	0.00
01 1290 690 000 0	EC OTHER MISC EXPENSES	\$0.00	\$0.00	\$0.00	0.00
1290	EARLY CHILDHOOD SPECIAL ED PROGRAMS	\$0.00	\$26,824.82	\$31,279.03	0.00
01 2120 110 000 1	GUIDANCE SALARY-E	\$33,659.03	\$2,731.11	\$19,197.49	57.04
01 2120 110 000 2	GUIDANCE SALARY-S	\$69,888.80	\$5,525.39	\$38,909.14	55.67
01 2120 120 000 1	GUIDANCE SUB.-E	\$400.00	\$0.00	\$262.50	65.63
01 2120 120 000 2	GUIDANCE SUB.-S	\$400.00	\$0.00	\$100.00	25.00
01 2120 130 000 1	GUIDANCE STIPENDS-E	\$0.00	\$0.00	\$0.00	0.00
01 2120 130 000 2	GUIDANCE STIPENDS-S	\$500.00	\$0.00	\$0.00	0.00
01 2120 140 000 2	GUIDANCE CLERICAL SAL.-S	\$12,763.41	\$1,005.00	\$7,035.00	55.12
01 2120 210 000 1	GUIDANCE SOC. SEC.-E	\$2,574.91	\$203.46	\$1,450.48	56.33
01 2120 210 000 2	GUIDANCE SOC. SEC.-S	\$6,322.89	\$479.80	\$3,388.29	53.59
01 2120 220 000 1	GUIDANCE RETIREMENT-E	\$2,474.88	\$200.81	\$1,411.57	57.04
01 2120 220 000 2	GUIDANCE RETIREMENT-S	\$6,077.26	\$480.17	\$3,389.70	55.78
01 2120 221 000 1	GUIDANCE RETIREMENT-E	\$849.89	\$68.96	\$484.73	57.03
01 2120 221 000 2	GUIDANCE RETIREMENT-S	\$2,086.97	\$164.89	\$1,164.09	55.78
01 2120 230 000 1	GUID. HEALTH INS.-E	\$9,613.62	\$801.14	\$5,607.98	58.33
01 2120 230 000 2	GUID. HEALTH INS.-S	\$10,411.80	\$767.85	\$5,374.95	51.62
01 2120 257 000 2	GUIDANCE - HSA Deduction	\$750.00	\$99.79	\$698.53	93.14
01 2120 318 000 1	GUID CONTRACT SERV-E	\$1,750.00	\$0.00	\$0.00	0.00
01 2120 318 000 2	GUID CONTRACT SERV-S	\$5,000.00	\$0.00	\$4,224.00	84.48
01 2120 319 000 2	GUID-PURCH.SERV.-SEC.	\$1,000.00	\$0.00	\$0.00	0.00

Account Number	Account Description	Revised Budget	Expended During Month	Expenditures to Date	% of Budget
01 2120 410 000 1	GUIDANCE SUPPLIES-ELEM.	\$650.00	\$0.00	\$0.00	0.00
01 2120 410 000 2	GUIDANCE SUPPLIES-SEC.	\$750.00	\$0.00	\$0.00	0.00
01 2120 465 000 1	GUIDANCE COMP SOFTWARE-E	\$6,000.00	\$0.00	\$1,925.00	32.08
01 2120 465 000 2	GUIDANCE COMP SOFTWARE-S	\$6,000.00	\$0.00	\$1,925.00	32.08
01 2120 467 000 1	GUIDANCE WEB/CLOUD SOFTWARE-E	\$100.00	\$0.00	\$0.00	0.00
01 2120 467 000 2	GUIDANCE WEB/CLOUD SOFTWARE-S	\$100.00	\$0.00	\$0.00	0.00
01 2120 480 000 2	GUIDANCE EQUIP-S	\$0.00	\$0.00	\$0.00	0.00
01 2120 490 000 2	GUIDANCE TESTS-SEC.	\$0.00	\$0.00	\$0.00	0.00
01 2120 670 000 1	GUIDANCE TRAVEL-ELEM.	\$750.00	\$0.00	\$425.90	56.79
01 2120 670 000 2	GUIDANCE TRAVEL-SEC.	\$5,000.00	\$0.00	\$213.92	6.26
2120	GUIDANCE SERVICES	\$185,873.46	\$12,528.37	\$97,188.27	52.34
01 2130 120 000 1	NURSE SUB SAL.-E	\$100.00	\$0.00	\$381.25	381.25
01 2130 120 000 2	NURSE SUB SAL.-S	\$100.00	\$0.00	\$381.25	381.25
01 2130 210 000 1	NURSE SOC. SEC.-E	\$10.00	\$0.00	\$29.18	291.80
01 2130 210 000 2	NURSE SOC. SEC.-S	\$10.00	\$0.00	\$29.16	291.60
01 2130 313 000 1	CONTRACT SERVICES-ELEM.	\$27,090.00	\$0.00	\$27,090.00	100.00
01 2130 313 000 2	CONTRACT SERVICES-SEC.	\$27,090.00	\$0.00	\$27,090.00	100.00
01 2130 318 000 1	CONTRACTED SERVICES-E	\$0.00	\$0.00	\$0.00	0.00
01 2130 319 000 1	NURSE OTHER PROF/TECH SERVICES-E	\$0.00	\$0.00	\$8.00	0.00
01 2130 319 000 2	NURSE OTHER PROF/TECH SERVICES-S	\$0.00	\$0.00	\$8.00	0.00
01 2130 410 000 1	HEALTH SUPPLIES - ELEM.	\$800.00	\$0.00	\$681.93	92.42
01 2130 410 000 2	HEALTH SUPPLIES-SEC.	\$800.00	\$0.00	\$55.93	6.99
01 2130 480 000 1	HEALTH EQUIP - E	\$0.00	\$0.00	\$0.00	0.00
01 2130 480 000 2	HEALTH EQUIP - S	\$0.00	\$0.00	\$0.00	0.00
01 2130 670 000 1	NURSE TRAVEL - ELEM	\$0.00	\$0.00	\$0.00	0.00
01 2130 670 000 2	NURSE TRAVEL - SEC	\$100.00	\$0.00	\$0.00	0.00
01 2130 690 000 1	NURSE - MISC - EL	\$0.00	\$0.00	\$0.00	0.00
01 2130 690 000 2	NURSE - MISC - SEC	\$0.00	\$0.00	\$0.00	0.00
2130	HEALTH SERVICES	\$56,100.00	\$0.00	\$55,754.70	99.49
01 2140 110 000 1	PSYCHOLOGICAL SALARIES-E	\$1,272.99	\$132.60	\$928.20	72.91
01 2140 110 000 2	PSYCHCHOLOGICAL SALARIES-S	\$1,272.99	\$132.60	\$928.20	72.91
01 2140 210 000 1	PSYCHOLOGICAL SOC SEC-E	\$97.38	\$9.67	\$69.30	71.16
01 2140 210 000 2	PSYCHOLOGICAL SOC SEC-S	\$97.38	\$9.62	\$69.04	70.90
01 2140 220 000 1	PSYCHOLOGICAL RETIREMENT-E	\$93.60	\$9.75	\$68.33	73.00
01 2140 220 000 2	PSYCHOLOGICAL RETIREMENT-S	\$93.60	\$9.75	\$68.35	73.02

Account Number	Account Description	Revised Budget	Expended During Month	Expenditures to Date	% of Budget
01 2140 221 000 1	PSYCHOLOGICAL RETIREMENT 1% -E	\$32.14	\$3.35	\$23.48	73.06
01 2140 221 000 2	PSYCHOLOGICAL RETIREMENT 1% -S	\$32.14	\$3.34	\$23.41	72.84
01 2140 230 000 1	PSYCHOLOGICAL HEALTH INS-E	\$384.54	\$28.05	\$212.31	55.21
01 2140 230 000 2	PSYCHOLOGICAL HEALTH INS-S	\$384.54	\$28.05	\$212.35	55.22
01 2140 257 000 1	PSYCH - HSA Deduction	\$0.00	\$3.99	\$11.97	0.00
01 2140 257 000 2	PSYCH - HSA Deduction	\$0.00	\$4.00	\$12.00	0.00
01 2140 410 000 1	PHYCHOLOGICAL SUPPLIES-E	\$500.00	\$0.00	\$182.46	36.49
01 2140 410 000 2	PHYCHOLOGICAL SUPPLIES-S	\$500.00	\$0.00	\$909.15	181.83
01 2140 670 000 1	PSYCHOLOGICAL TRAVEL EXP-E	\$750.00	\$0.00	\$176.13	23.48
01 2140 670 000 2	PSYCHOLOGICAL TRAVEL EXP-S	\$750.00	\$0.00	\$106.13	16.15
2140	PSYCHOLOGICAL SERVICES	\$6,261.30	\$374.77	\$4,000.81	64.14
01 2150 318 000 1	SAFETY CONTRACTED SERVICES- E	\$1,000.00	\$0.00	\$470.00	47.00
01 2150 318 000 2	SAFETY CONTRACTED SERVICES- S	\$1,000.00	\$0.00	\$470.00	47.00
01 2150 319 000 1	SAFETY-PURCH.SERVICE-ELEM	\$1,000.00	\$0.00	\$0.00	0.00
01 2150 319 000 2	SAFETY-PURCH.SERVICE-SEC.	\$1,000.00	\$0.00	\$0.00	0.00
01 2150 410 000 1	SAFETY SUPPLIES - ELEM	\$200.00	\$0.00	\$0.00	0.00
01 2150 410 000 2	SAFETY SUPPLIES - SEC	\$200.00	\$0.00	\$0.00	0.00
01 2150 467 000 1	SAFETY-WEB/CLOUD BASED SOFTWARE E	\$0.00	\$0.00	\$0.00	0.00
01 2150 467 000 2	SAFETY-WEB/CLOUD BASED SOFTWARE S	\$0.00	\$0.00	\$0.00	0.00
01 2150 670 000 1	SAFETY TRAVEL EXPENSES	\$10.00	\$0.00	\$10.08	100.80
01 2150 670 000 2	SAFETY TRAVEL EXPENSES	\$150.00	\$0.00	\$10.08	6.72
2150	SAFETY & SECURITY	\$4,560.00	\$0.00	\$960.16	21.06
01 2190 110 000 2	ACT. DIRECTOR SALARY-S	\$88,791.14	\$7,399.26	\$51,794.82	58.33
01 2190 115 000 1	EXTRA DUTY SALARY CERTIFIED-E	\$7,245.50	\$1,151.41	\$8,228.37	113.57
01 2190 115 000 2	EXTRA DUTY SALARY CERTIFIED-S	\$216,456.45	\$17,135.97	\$125,958.54	58.19
01 2190 120 000 1	ACTIVITIES SALARY-E	\$0.00	\$0.00	\$0.00	0.00
01 2190 120 000 2	ACTIVITIES SALARY-S	\$0.00	\$0.00	\$0.00	0.00
01 2190 130 000 1	ACTIVITIES STIPENDS-E	\$6,381.71	\$0.00	\$1,179.50	18.48
01 2190 130 000 2	ACTIVITIES STIPENDS-S	\$6,381.71	\$4,880.00	\$8,613.97	134.98
01 2190 135 000 2	ACT CLASSIFIED STIPENDS-S	\$0.00	\$0.00	\$0.00	0.00
01 2190 140 000 1	ACT. BKKPER SAL.-E	\$5,500.00	\$502.50	\$3,517.50	63.95
01 2190 140 000 2	ACT. BKKPER. SAL. - S	\$5,500.00	\$502.50	\$3,517.50	63.95
01 2190 145 000 1	EXTRA DUTY SAL CLASSIFIED-E	\$0.00	\$0.00	\$0.00	0.00
01 2190 145 000 2	EXTRA DUTY SAL CLASSIFIED-S	\$0.00	\$0.00	\$0.00	0.00

Account Number	Account Description	Revised Budget	Expended During Month	Expenditures to Date	% of Budget
01 2190 210 000 1	ACTIVITIES SOC.SEC.-E	\$1,042.47	\$126.52	\$989.87	94.95
01 2190 210 000 2	ACTIVITIES SOC. SEC.-S	\$23,723.49	\$2,283.46	\$14,489.96	61.08
01 2190 220 000 1	ACTIVITIES RET.-E	\$1,001.97	\$121.62	\$951.50	94.96
01 2190 220 000 2	ACTIVITIES RET.-S	\$22,702.90	\$2,056.05	\$13,324.77	58.69
01 2190 221 000 1	ACTIVITIES RET.-E	\$344.09	\$41.76	\$326.72	94.95
01 2190 221 000 2	ACTIVITIES RET.-S	\$7,796.29	\$706.00	\$4,575.76	58.69
01 2190 230 000 1	ACTIVITIES HEALTH INS.-E	\$242.55	\$20.21	\$141.47	58.33
01 2190 230 000 2	ACTIVITIES HEALTH INS.-S	\$242.55	\$75.65	\$529.13	218.15
01 2190 318 000 1	STUDENT SERVICES/LABOR	\$0.00	\$0.00	\$0.00	0.00
01 2190 318 000 2	STUDENT SERVICES/LABOR	\$750.00	\$0.00	\$0.00	0.00
01 2190 319 000 1	PURCH. SERVICES-ELEM.	\$0.00	\$0.00	\$0.00	0.00
01 2190 319 000 2	PURCH. SERVICE-SEC.	\$1,000.00	\$0.00	\$330.00	33.00
01 2190 410 000 1	ACTIVITY SUPPLIES-ELEM.	\$1,100.00	\$0.00	\$0.00	0.00
01 2190 410 000 2	ACTIVITY SUPPLIES-SEC.	\$3,100.00	\$0.00	\$681.81	21.99
01 2190 440 000 2	ACTIVITIES-PERIODICALS	\$0.00	\$0.00	\$0.00	0.00
01 2190 460 000 1	ACTIVITIES HARDWARE-ELEM.	\$0.00	\$0.00	\$0.00	0.00
01 2190 460 000 2	ACTIVITIES HARDWARE-SEC.	\$0.00	\$0.00	\$449.00	0.00
01 2190 465 000 2	ACTIVITIES SOFTWARE-SEC.	\$0.00	\$0.00	\$0.00	0.00
01 2190 480 000 1	ACTIVITIES EQUIPMENT-E	\$0.00	\$0.00	\$0.00	0.00
01 2190 480 000 2	ACTIVITIES EQUIPMENT-S	\$0.00	\$0.00	\$0.00	0.00
01 2190 630 000 2	ACTIVITY DUES - SEC	\$0.00	\$0.00	\$210.00	0.00
01 2190 670 000 1	ACTIVITY TRAVEL-ELEM.	\$2,250.00	\$133.00	\$1,504.13	66.85
01 2190 670 000 2	ACTIVITY TRAVEL-SEC.	\$10,000.00	(\$34.05)	\$1,671.19	16.71
01 2190 690 000 1	OTHER PUPIL SERVICES - EL	\$250.00	\$0.00	\$0.00	0.00
01 2190 690 000 2	OTHER PUPIL SERVICES - SE	\$500.00	\$0.00	\$0.00	0.00
2190	OTHER PUPIL SUPPORT SERV	\$412,302.82	\$37,101.86	\$242,985.51	58.93
01 2212 319 000 1	STAFF INSERVICE-PURCH SER	\$500.00	\$0.00	\$0.00	0.00
01 2212 319 000 2	STAFF INSERVICE-PURCH SER	\$500.00	\$0.00	\$0.00	0.00
01 2212 410 000 1	STAFF TRNG SUPPLIES-E	\$500.00	\$0.00	\$0.00	0.00
01 2212 410 000 2	STAFF TRNG SUPPLIES-S	\$500.00	\$0.00	\$0.00	0.00
01 2212 670 000 1	STAFF INSERVICE/WORKSHOPS	\$3,000.00	\$0.00	\$773.27	25.78
01 2212 670 000 2	STAFF INSERVICE/WORKSHOPS	\$3,000.00	\$0.00	\$425.77	14.19
01 2212 690 000 1	INSERVICE OTHER-ELEM.	\$0.00	\$0.00	\$0.00	0.00
01 2212 690 000 2	INSERVICE OTHER-SEC.	\$0.00	\$0.00	\$0.00	0.00
2212	INST STAFF TRNG AND CURR DEV	\$8,000.00	\$0.00	\$1,199.04	14.99
01 2213 110 000 1	SCHOOL IMPROV SALARIES-E	\$0.00	\$0.00	\$0.00	0.00
01 2213 110 000 2	SCHOOL IMPROV SALARIES-S	\$0.00	\$0.00	\$0.00	0.00

Account Number	Account Description	Revised Budget	Expended During Month	Expenditures to Date	% of Budget
01 2213 130 000 1	SCHOOL IMPROV STIPENDS-E	\$1,500.00	\$0.00	\$153.17	10.21
01 2213 130 000 2	SCHOOL IMPROV STIPENDS-S	\$1,500.00	\$0.00	\$23.17	1.54
01 2213 210 000 1	SOC.SEC.-SCH.IMPR.ELEM	\$150.00	\$0.00	\$11.73	7.82
01 2213 210 000 2	SOC.SEC.-SCH.IMPRO.-SEC.	\$150.00	\$0.00	\$1.78	1.19
01 2213 220 000 1	RETIRE./SCH.IMPRO.ELEM	\$125.00	\$0.00	\$7.58	6.06
01 2213 220 000 2	RETIRE/SCH.IMPR. SEC.	\$125.00	\$0.00	\$1.70	1.36
01 2213 221 000 1	RETIRE./SCH.IMPRO.ELEM	\$25.00	\$0.00	\$2.61	10.44
01 2213 221 000 2	RETIRE/SCH.IMPR. SEC.	\$25.00	\$0.00	\$0.59	2.36
01 2213 319 000 1	PURCH. SERVICES-ELEM	\$1,100.00	\$0.00	\$0.00	0.00
01 2213 319 000 2	PURCH. SERVICES-SEC.	\$1,100.00	\$0.00	\$0.00	0.00
01 2213 410 000 1	SUPPLIES-ELEM.	\$0.00	\$0.00	\$0.00	0.00
01 2213 410 000 2	SUPPLIES-SEC.	\$0.00	\$0.00	\$0.00	0.00
01 2213 465 000 1	SCH IMPROV-COMP SOFTWARE-E	\$0.00	\$0.00	\$0.00	0.00
01 2213 465 000 2	SCH IMPROV-COMP SOFTWARE-S	\$0.00	\$0.00	\$0.00	0.00
01 2213 467 000 1	SCHOOL IMPROV WEB/CLOUD SOFTWARE-E	\$0.00	\$0.00	\$0.00	0.00
01 2213 467 000 2	SCHOOL IMPROV WEB/CLOUD SOFTWARE-S	\$0.00	\$0.00	\$0.00	0.00
01 2213 670 000 1	S.IMPR./ACCRED.TRAVEL-EL.	\$500.00	\$0.00	\$0.00	0.00
01 2213 670 000 2	S.IMPR./ACCRED.TRAVEL-SEC	\$500.00	\$0.00	\$0.00	0.00
01 2213 690 000 1	SCHOOL IMPROVE.-OTHER EL.	\$0.00	\$0.00	\$0.00	0.00
01 2213 690 000 2	SCHOOL IMPROVE. OTHER-SEC	\$0.00	\$0.00	\$0.00	0.00
2213	SCHOOL IMPROVEMENT	\$6,800.00	\$0.00	\$202.33	2.98
01 2222 110 000 1	LIBRARY SALARIES-E	\$73,884.97	\$5,841.33	\$40,987.82	55.48
01 2222 110 000 2	LIBRARY SALARIES-S	\$72,369.40	\$5,083.53	\$39,278.99	54.28
01 2222 120 000 1	LIBRARY SUB-E	\$500.00	\$0.00	\$350.00	70.00
01 2222 120 000 2	LIBRARY SUB-S	\$1,300.00	\$400.00	\$1,612.50	124.04
01 2222 140 000 1	LIBRARY AIDES-E	\$13,562.18	\$1,018.00	\$7,126.00	52.54
01 2222 140 000 2	LIBRARY AIDES-S	\$0.00	\$0.00	\$0.00	0.00
01 2222 141 000 1	LIBRARY AIDES SUB -E	\$250.00	\$0.00	\$47.07	18.83
01 2222 141 000 2	LIBRARY AIDES SUB-S	\$50.00	\$0.00	\$66.82	133.64
01 2222 210 000 1	LIBRARY SOC. SEC.-E	\$6,689.71	\$521.00	\$3,685.01	55.08
01 2222 210 000 2	LIBRARY SOC. SEC.-S	\$5,536.26	\$398.62	\$2,987.21	53.96
01 2222 220 000 1	LIBRARY RETIREMENT-E	\$6,429.82	\$504.36	\$3,537.76	55.02
01 2222 220 000 2	LIBRARY RETIREMENT-S	\$5,321.18	\$373.78	\$2,889.02	54.29
01 2222 221 000 1	LIBRARY RETIREMENT-E	\$2,208.04	\$173.20	\$1,214.89	55.02
01 2222 221 000 2	LIBRARY RETIREMENT-S	\$1,827.32	\$128.36	\$992.14	54.29
01 2222 230 000 1	LIBRARY HEALTH INS.-E	\$12,955.10	\$1,017.98	\$7,125.86	55.00

Account Number	Account Description	Revised Budget	Expended During Month	Expenditures to Date	% of Budget
01 2222 230 000 2	LIBRARY HEALTH INS.-S	\$19,227.24	\$1,602.27	\$11,215.89	58.33
01 2222 410 000 1	LIBRARY SUPPLIES-ELEM.	\$1,250.00	\$0.00	\$422.42	33.79
01 2222 410 000 2	LIBRARY SUPPLIES-SEC.	\$1,500.00	\$0.00	\$828.16	55.21
01 2222 425 000 2	LIBRARY E-BOOKS-S	\$0.00	\$0.00	\$0.00	0.00
01 2222 430 000 1	LIBRARY BOOKS-ELEM.	\$4,750.00	\$0.00	\$2,827.16	80.44
01 2222 430 000 2	LIBRARY BOOKS-SEC.	\$5,500.00	\$464.46	\$3,251.44	60.26
01 2222 440 000 1	LIBRARY PERIODICALS-ELEM.	\$500.00	\$0.00	\$24.00	4.80
01 2222 440 000 2	LIBRARY PERIODICALS-SEC.	\$850.00	\$0.00	\$853.00	100.35
01 2222 460 000 1	LIBRARY HARDWARE-ELEM.	\$0.00	\$0.00	\$0.00	0.00
01 2222 460 000 2	LIBRARY HARDWARE-SEC.	\$0.00	\$0.00	\$247.94	0.00
01 2222 465 000 1	LIBRARY SOFTWARE-ELEM	\$600.00	\$0.00	\$0.00	0.00
01 2222 465 000 2	LIBRARY SOFTWARE-SEC.	\$750.00	\$0.00	\$0.00	0.00
01 2222 480 000 1	LIBRARY EQUIPMENT <5000-E.	\$0.00	\$0.00	\$0.00	0.00
01 2222 480 000 2	LIBRARY EQUIPMENT <5000-SEC	\$350.00	\$0.00	\$0.00	0.00
01 2222 670 000 1	LIBRARY TRAVEL-ELEM.	\$250.00	\$0.00	\$0.00	0.00
01 2222 670 000 2	LIBRARY TRAVEL-SEC.	\$350.00	\$0.00	\$0.00	0.00
2222	SCHOOL LIBRARY SERVICES	\$238,761.22	\$17,526.89	\$131,571.10	55.55
01 2223 140 000 1	TECH. COORD. SP-E	\$27,280.91	\$2,273.41	\$15,913.87	58.33
01 2223 140 000 2	TECH. COORD. SP-S	\$27,280.91	\$2,273.41	\$15,913.87	58.33
01 2223 210 000 1	TECH. COORD. SOC.SEC.-E	\$2,086.99	\$162.35	\$1,141.65	54.70
01 2223 210 000 2	TECH. COORD. SOC.SEC.-S	\$2,086.99	\$162.37	\$1,141.74	54.71
01 2223 220 000 1	TECH. COORD. RET.-E	\$2,005.91	\$167.16	\$1,175.10	58.58
01 2223 220 000 2	TECH. COORD. RET.-S	\$2,005.91	\$167.16	\$1,175.11	58.58
01 2223 221 000 1	TECH. COORD. RET.-E	\$688.84	\$57.41	\$403.53	58.58
01 2223 221 000 2	TECH. COORD. RET.-S	\$688.84	\$57.41	\$403.53	58.58
01 2223 230 000 1	TECH. COORD. INS.-E	\$10,110.54	\$737.51	\$5,162.57	51.06
01 2223 230 000 2	TECH. COORD. INS.-S	\$10,110.54	\$737.49	\$5,162.43	51.06
01 2223 257 000 1	TECH COORD - HSA Deduction	\$750.00	\$105.05	\$735.35	98.05
01 2223 257 000 2	TECH COORD - HSA Deduction	\$750.00	\$105.04	\$735.28	98.04
01 2223 480 000 2	AV EQUIPMENT-SEC.	\$0.00	\$0.00	\$0.00	0.00
01 2223 670 000 1	TECH. COORD. TRAVEL	\$150.00	\$0.00	\$67.79	45.19
01 2223 670 000 2	TECH. COORD. TRAVEL	\$150.00	\$0.00	\$67.80	45.20
2223	AUDIO-VISUAL SERVICES	\$86,146.38	\$7,005.77	\$49,199.62	57.11
01 2224 382 000 1	DISTANCE LEARNING FEES-E	\$2,000.00	\$0.00	\$660.57	33.03
01 2224 382 000 2	DISTANCE LEARNING FEES	\$7,000.00	\$0.00	\$7,111.85	101.60
01 2224 480 000 2	DISTANCE LEARNING -EQUIPMENT	\$0.00	\$0.00	\$0.00	0.00
2224	DISTANCE LEARNING	\$9,000.00	\$0.00	\$7,772.42	86.36

Account Number	Account Description	Revised Budget	Expended During Month	Expenditures to Date	% of Budget
01 2310 315 000 1	ACCOUNTING/AUDIT FEES	\$7,200.00	\$0.00	\$5,075.00	70.49
01 2310 315 000 2	ACCOUNTING/AUDIT FEES	\$7,200.00	\$0.00	\$5,075.00	70.49
01 2310 317 000 1	LEGAL SERVICES - ELEM	\$6,000.00	\$0.00	\$764.25	12.74
01 2310 317 000 2	LEGAL SERVICES - SEC	\$6,000.00	\$1,036.00	\$3,397.25	56.62
01 2310 318 000 1	BOARD CONTRACTED SERVICES-E	\$1,500.00	\$0.00	\$247.50	16.50
01 2310 318 000 2	BOARD CONTRACTED SERVICES-S	\$1,500.00	\$0.00	\$247.50	16.50
01 2310 319 000 1	BOARD TECHNICAL SERVICES-	\$200.00	\$0.00	\$0.00	0.00
01 2310 319 000 2	BOARD TECHNICAL SERVICES-	\$200.00	\$0.00	\$0.00	0.00
01 2310 342 000 1	FIDELITY BOND PREMIUMS-E	\$75.00	\$0.00	\$0.00	0.00
01 2310 342 000 2	FIDELITY BOND PREMIUMS-S	\$75.00	\$0.00	\$0.00	0.00
01 2310 350 000 0	ADVERTISING AND PRINTING-PS	\$0.00	\$0.00	\$0.00	0.00
01 2310 350 000 1	BOARD ADVERTISING-ELEM.	\$5,000.00	\$105.71	\$2,666.08	53.32
01 2310 350 000 2	BOARD ADVERTISING-SEC.	\$5,000.00	\$70.71	\$3,180.95	63.62
01 2310 370 000 1	BOARD ELECTION EXPENSE-EL	\$500.00	\$0.00	\$0.00	0.00
01 2310 370 000 2	BOARD ELECTION EXPENSE-SE	\$500.00	\$0.00	\$0.00	0.00
01 2310 410 000 1	BOARD SUPPLIES-ELEM.	\$250.00	\$0.00	\$177.65	71.06
01 2310 410 000 2	BOARD SUPPLIES-SEC.	\$250.00	\$0.00	\$177.65	71.06
01 2310 440 000 1	BOARD SUBSCRIPTIONS-ELEM.	\$0.00	\$0.00	\$0.00	0.00
01 2310 440 000 2	BOARD SUBSCRIPTIONS-SEC.	\$0.00	\$0.00	\$0.00	0.00
01 2310 465 000 1	BOARD COMPUTER SOFTWARE-E	\$500.00	\$0.00	\$0.00	0.00
01 2310 465 000 2	BOARD COMPUTER SOFTWARE-S	\$500.00	\$0.00	\$0.00	0.00
01 2310 467 000 1	WEB/CLOUD BASED SOFTWARE	\$1,650.00	\$0.00	\$1,550.00	93.94
01 2310 467 000 2	WEB/CLOUD BASED SOFTWARE	\$1,650.00	\$0.00	\$1,550.00	93.94
01 2310 630 000 1	BOARD DUES-ELEM.	\$2,750.00	\$0.00	\$2,554.00	92.87
01 2310 630 000 2	BOARD DUES-SEC.	\$2,750.00	\$0.00	\$2,554.00	92.87
01 2310 632 000 1	BOARD PR-ELEM.	\$800.00	\$0.00	\$26.22	26.47
01 2310 632 000 2	BOARD PR-SEC.	\$800.00	\$0.00	\$26.21	25.52
01 2310 642 000 1	BOND PREMIUM	\$0.00	\$0.00	\$0.00	0.00
01 2310 642 000 2	BOND PREMIUM	\$0.00	\$0.00	\$0.00	0.00
01 2310 670 000 1	BOARD TRAVEL-ELEM.	\$1,500.00	\$0.00	\$501.12	33.41
01 2310 670 000 2	BOARD TRAVEL-SEC.	\$1,500.00	\$0.00	\$501.10	33.41
01 2310 690 000 1	BOARD OTHER-ELEM.	\$100.00	\$0.00	\$0.00	0.00
01 2310 690 000 2	BOARD OTHER-SEC.	\$100.00	\$0.00	\$0.00	0.00
2310	BOARD OF EDUCATION	\$56,050.00	\$1,212.42	\$30,271.48	54.66
01 2320 105 000 1	SUPERINTENDENT SALARY - ELEM	\$70,375.00	\$5,864.58	\$41,052.06	58.33
01 2320 105 000 2	SUPERINTENDENT SALARY - SEC	\$70,375.00	\$5,864.59	\$41,052.13	58.33

Account Number	Account Description	Revised Budget	Expended During Month	Expenditures to Date	% of Budget
01 2320 140 000 1	ADMIN. CLERICAL-E	\$33,544.52	\$2,098.51	\$17,882.47	53.31
01 2320 140 000 2	ADMIN. CLERICAL-S	\$33,544.52	\$2,098.55	\$17,882.69	53.31
01 2320 210 000 1	ADMIN. SOC. SEC.-E	\$7,949.84	\$564.10	\$3,896.89	49.02
01 2320 210 000 2	ADMIN. SOC. SEC.-S	\$7,949.84	\$564.03	\$3,896.91	49.02
01 2320 220 000 1	ADMIN. RETIREMENT-E	\$7,641.00	\$585.51	\$4,334.87	56.73
01 2320 220 000 2	ADMIN. RETIREMENT-S	\$7,641.00	\$585.52	\$4,334.92	56.73
01 2320 221 000 1	ADMIN. RETIREMENT-E	\$2,623.97	\$201.06	\$1,488.60	56.73
01 2320 221 000 2	ADMIN. RETIREMENT-S	\$2,623.97	\$201.07	\$1,488.64	56.73
01 2320 230 000 1	ADMIN. HEALTH INS.-E	\$20,606.69	\$1,543.88	\$10,807.21	52.45
01 2320 230 000 2	ADMIN. HEALTH INS.-S	\$20,606.69	\$1,543.92	\$10,807.39	52.45
01 2320 257 000 1	ADMIN - HSA Deduction	\$1,200.00	\$173.32	\$1,213.24	101.10
01 2320 257 000 2	ADMIN - HSA Deduction	\$1,200.00	\$173.33	\$1,213.31	101.11
01 2320 410 000 1	ADMIN. SUPPLIES-ELEM.	\$400.00	\$21.37	\$163.30	40.83
01 2320 410 000 2	ADMIN. SUPPLIES-SEC.	\$400.00	\$21.36	\$146.80	36.70
01 2320 440 000 1	ADMIN. SUBSCRIPTIONS-ELEM	\$0.00	\$0.00	\$0.00	0.00
01 2320 440 000 2	ADMIN. SUBSCRIPTIONS-SEC.	\$0.00	\$0.00	\$0.00	0.00
01 2320 460 000 1	ADMIN COMP HARDWARE-E	\$150.00	\$0.00	\$673.50	449.00
01 2320 460 000 2	ADMIN COMP HARDWARE-S	\$150.00	\$0.00	\$673.50	449.00
01 2320 465 000 1	ADMIN COMP SOFTWARE-E	\$2,600.00	\$0.00	\$0.00	0.00
01 2320 465 000 2	ADMIN COMP SOFTWARE-S	\$2,600.00	\$0.00	\$0.00	0.00
01 2320 480 000 1	EQUIPMENT <5000 - ELEM	\$50.00	\$0.00	\$0.00	0.00
01 2320 480 000 2	EQUIPMENT <5000 - SEC	\$50.00	\$0.00	\$0.00	0.00
01 2320 630 000 1	ADMIN. DUES-ELEM.	\$750.00	\$100.00	\$190.00	25.33
01 2320 630 000 2	ADMIN. DUES-SEC.	\$750.00	\$100.00	\$190.00	25.33
01 2320 670 000 1	ADMIN. TRAVEL-ELEM.	\$1,250.00	\$0.00	\$528.16	46.45
01 2320 670 000 2	ADMIN. TRAVEL-SEC.	\$1,250.00	\$0.00	\$529.43	46.55
01 2320 690 000 1	ADMIN. OTHER-ELEM.	\$10.00	\$0.00	\$81.00	810.00
01 2320 690 000 2	ADMIN. OTHER-SEC.	\$10.00	\$0.00	\$81.00	810.00
2320	EXECUTIVE ADMINISTRATION	\$298,302.04	\$22,304.70	\$164,608.02	55.22
01 2410 110 000 1	PRINCIPAL SALARY-E	\$138,500.00	\$11,541.67	\$80,791.69	58.33
01 2410 110 000 2	PRINCIPAL SALARY-S	\$111,950.15	\$9,329.18	\$65,304.26	58.33
01 2410 130 000 1	PRINCIPAL STIPEND-E	\$0.00	\$0.00	\$17.50	0.00
01 2410 140 000 1	PRINCIPAL CLERICAL SAL.-E	\$25,629.16	\$2,002.00	\$14,014.00	54.68
01 2410 140 000 2	PRINCIPAL CLERICAL SAL.-S	\$23,182.40	\$1,844.00	\$12,908.00	55.68
01 2410 141 000 1	PRINCIPAL CLERICAL SUB SAL-E	\$250.00	\$0.00	\$10.00	4.00
01 2410 141 000 2	PRINCIPAL CLERICAL SUB SAL.-S	\$250.00	\$0.00	\$6.26	2.50
01 2410 210 000 1	PRINCIPAL SOC. SEC.-E	\$12,555.88	\$1,015.14	\$7,113.82	56.66

Account Number	Account Description	Revised Budget	Expended During Month	Expenditures to Date	% of Budget
01 2410 210 000 2	PRINCIPAL SOC. SEC.-S	\$10,337.65	\$811.24	\$5,679.10	54.94
01 2410 220 000 1	PRINCIPAL RETIREMENT-E	\$12,068.08	\$995.84	\$6,972.16	57.77
01 2410 220 000 2	PRINCIPAL RETIREMENT-S	\$9,936.03	\$821.54	\$5,750.78	57.88
01 2410 221 000 1	PRINCIPAL RETIREMENT-E	\$4,144.27	\$341.99	\$2,394.37	57.78
01 2410 221 000 2	PRINCIPAL RETIREMENT-S	\$3,412.10	\$282.12	\$1,974.84	57.88
01 2410 230 000 1	PRINCIPAL HEALTH INS.-E	\$36,973.25	\$2,999.16	\$20,994.12	56.78
01 2410 230 000 2	PRINCIPAL HEALTH INS.-S	\$27,359.63	\$2,279.97	\$15,959.79	58.33
01 2410 257 000 1	PRINCIPAL - HSA Deduction	\$500.00	\$81.95	\$573.65	114.73
01 2410 257 000 2	PRINCIPAL - HSA Deduction	\$0.00	\$0.00	\$0.00	0.00
01 2410 410 000 1	PRINCIPAL SUPPLIES-ELEM.	\$300.00	\$0.00	\$0.00	0.00
01 2410 410 000 2	PRINCIPAL SUPPLIES-SEC.	\$500.00	\$79.00	\$79.00	15.80
01 2410 440 000 1	PRINCIPAL SUBSCRIPTIONS-E	\$0.00	\$0.00	\$0.00	0.00
01 2410 440 000 2	PRINCIPAL SUBSCRIPTIONS-S	\$0.00	\$0.00	\$0.00	0.00
01 2410 460 000 1	PRINCIPAL COMP HARDWARE-E	\$0.00	\$0.00	\$449.00	0.00
01 2410 460 000 2	PRINCIPAL COMP HARDWARE-S	\$0.00	\$0.00	\$449.00	0.00
01 2410 480 000 1	PRINCIPAL EQUIPMENT-E	\$0.00	\$0.00	\$0.00	0.00
01 2410 480 000 2	PRINCIPAL EQUIPMENT-S	\$0.00	\$0.00	\$0.00	0.00
01 2410 630 000 1	PRINCIPAL DUES-ELEM.	\$1,500.00	\$0.00	\$0.00	0.00
01 2410 630 000 2	PRINCIPAL DUES-SEC.	\$500.00	\$0.00	\$0.00	0.00
01 2410 670 000 1	PRINCIPAL TRAVEL-ELEM.	\$1,000.00	\$0.00	\$1,043.45	148.85
01 2410 670 000 2	PRINCIPAL TRAVEL-SEC.	\$1,000.00	\$228.44	\$822.29	92.13
01 2410 690 000 1	PRINCIPAL OTHER-ELEM.	\$0.00	\$0.00	\$0.00	0.00
01 2410 690 000 2	PRINCIPAL OTHER-SEC.	\$0.00	\$0.00	\$0.00	0.00
2410	PRINCIPALS	\$421,848.60	\$34,653.24	\$243,307.08	57.81
01 2510 140 000 1	BOARD SECRETARY SALARY-E	\$19,519.37	\$1,368.46	\$11,017.55	56.44
01 2510 140 000 2	BOARD SECRETARY SALARY-S	\$19,519.37	\$1,368.46	\$11,017.65	56.44
01 2510 210 000 1	BOARD SEC. SOC. SEC.-E	\$1,493.23	\$104.86	\$836.40	56.01
01 2510 210 000 2	BOARD SEC. SOC. SEC.-S	\$1,493.23	\$104.87	\$836.48	56.02
01 2510 220 000 1	BOARD SECRETARY RET.-E	\$1,435.22	\$101.72	\$817.80	56.98
01 2510 220 000 2	BOARD SECRETARY RET.-S	\$1,435.22	\$101.72	\$817.81	56.98
01 2510 221 000 1	BOARD SECRETARY RET.-E	\$492.86	\$34.93	\$280.84	56.98
01 2510 221 000 2	BOARD SECRETARY RET.-S	\$492.86	\$34.94	\$280.86	56.99
01 2510 230 000 1	BOARD SEC. HEALTH INS.-E	\$3,696.54	\$270.79	\$1,895.53	51.28
01 2510 230 000 2	BOARD SEC. HEALTH INS.-S	\$3,696.54	\$270.80	\$1,895.60	51.28
01 2510 257 000 1	BRD SEC - HSA Deduction	\$400.00	\$37.25	\$260.75	65.19
01 2510 257 000 2	BRD SEC - HSA Deduction	\$400.00	\$37.25	\$260.75	65.19
01 2510 318 000 1	CONTRACTED OR SECURED	\$0.00	\$0.00	\$44.50	0.00

Account Number	Account Description	Revised Budget	Expended During Month	Expenditures to Date	% of Budget
	SERVICES				
01 2510 319 000 0	TECH.SER./PAYFLEX ADMIN.	\$0.00	\$0.00	\$0.00	0.00
01 2510 319 000 1	TECH.SER./PAYFLEX ADMIN.	\$1,200.00	\$166.09	\$588.83	49.07
01 2510 319 000 2	TECH.SER./PAYFLEX ADMIN.	\$1,200.00	\$182.08	\$569.82	47.49
01 2510 381 000 1	POSTAGE-ELEM.	\$3,750.00	\$463.80	\$1,885.69	50.29
01 2510 381 000 2	POSTAGE-SEC.	\$6,000.00	\$878.22	\$3,705.24	61.75
01 2510 382 000 1	DISTANCE ED & TELECOMM-ELEM	\$6,000.00	\$336.08	\$2,114.34	35.24
01 2510 382 000 2	DISTANCE ED & TELECOMM-S	\$8,500.00	\$720.85	\$4,510.82	53.07
01 2510 410 000 1	GENERAL ADMIN- SUPPLIES-E	\$700.00	\$221.50	\$425.99	60.86
01 2510 410 000 2	GENERAL ADMIN-SUPPLIES-S	\$700.00	\$221.50	\$538.38	76.91
01 2510 440 000 1	GENERAL ADMIN-PERIODICALS E	\$0.00	\$0.00	\$0.00	0.00
01 2510 440 000 2	GENERAL ADMIN-PERIODICALS S	\$0.00	\$0.00	\$0.00	0.00
01 2510 460 000 1	GEN ADMIN COMP HARDWARE-E	\$0.00	\$0.00	\$0.00	0.00
01 2510 460 000 2	GEN ADMIN COMP HARDWARE-S	\$0.00	\$0.00	\$0.00	0.00
01 2510 465 000 1	GEN ADMIN-SOFTWARE E	\$3,000.00	\$0.00	\$0.00	0.00
01 2510 465 000 2	GEN ADMIN-SOFTWARE S	\$3,000.00	\$0.00	\$0.00	0.00
01 2510 467 000 1	WEB/CLOUD BASED SOFTWARE-E	\$500.00	\$0.00	\$0.00	0.00
01 2510 467 000 2	WEB/CLOUD BASED SOFTWARE-S	\$500.00	\$0.00	\$0.00	0.00
01 2510 480 000 1	NON-CAPITALIZED OPERATIONAL PURCHASES-E	\$0.00	\$0.00	\$0.00	0.00
01 2510 480 000 2	NON-CAPITALIZED OPERATIONAL PURCHASES-S	\$0.00	\$670.00	\$670.00	0.00
01 2510 490 000 2	OTHER SUPPLIES AND MATERIALS	\$0.00	\$0.00	\$0.00	0.00
01 2510 630 000 1	MEMBERSHIP DUES-E	\$22,000.00	\$0.00	\$1,027.00	4.67
01 2510 630 000 2	MEMBERSHIP DUES-S	\$22,000.00	\$0.00	\$1,027.00	4.67
01 2510 690 000 1	BUSINESS-MISC.	\$0.00	\$0.00	\$0.00	0.00
01 2510 690 000 2	BUSINESS-MISC.	\$0.00	\$0.00	\$0.00	0.00
2510	GENERAL ADMIN-BUSINESS SERVICE	\$133,124.44	\$7,696.17	\$47,325.63	35.55
01 2520 318 000 1	VEHICLE MAINTENANCE-ELEM.	\$250.00	\$0.00	\$0.00	0.00
01 2520 318 000 2	VEHICLE MAINTENANCE-SEC	\$250.00	\$0.00	\$32.50	13.00
01 2520 327 000 1	VEHICLE RENT/LEASE-ELEM.	\$0.00	\$0.00	\$0.00	0.00
01 2520 327 000 2	VEHICLE RENT/LEASE-SEC.	\$0.00	\$0.00	\$0.00	0.00
01 2520 334 000 1	VEHICLE MAINTENANCE-E	\$50.00	\$0.00	\$0.00	0.00
01 2520 334 000 2	VEHICLE MAINTENANCE-S	\$125.00	\$0.00	\$0.00	0.00
01 2520 336 000 1	VEHICLE GAS & OIL-ELEM.	\$500.00	\$119.79	\$265.51	53.10
01 2520 336 000 2	VEHICLE GAS & OIL-SEC.	\$500.00	\$122.86	\$391.01	78.20
01 2520 337 000 1	VEHICLE TIRES/PARTS-ELEM.	\$200.00	\$0.00	\$43.58	21.79
01 2520 337 000 2	VEHICLE TIRES/PARTS-SEC.	\$200.00	\$0.00	\$113.81	56.91

Account Number	Account Description	Revised Budget	Expended During Month	Expenditures to Date	% of Budget
01 2520 550 000 1	VEHICLE PURCHASE	\$0.00	\$0.00	\$0.00	0.00
01 2520 550 000 2	VEHICLE PURCHASE	\$0.00	\$0.00	\$0.00	0.00
01 2520 690 000 1	VEHICLE MAINTENANCE OTHER-E	\$10.00	\$0.00	\$0.00	0.00
01 2520 690 000 2	VEHICLE MAINTENANCE OTHER-S	\$10.00	\$0.00	\$0.00	0.00
2520	VEHICLE ACQUISITION,SERV,MTNCE	\$2,095.00	\$242.65	\$846.41	40.40
01 2610 110 000 1	CUSTODIAL COORD. SAL.-E	\$16,932.00	\$1,095.25	\$7,933.62	46.86
01 2610 110 000 2	CUSTODIAL COORD. SAL.-S	\$16,932.00	\$1,095.25	\$7,933.63	46.86
01 2610 120 000 1	CUSTODIAL SUB-E	\$25.00	\$0.00	\$0.00	0.00
01 2610 120 000 2	CUSTODIAL SUB-S	\$25.00	\$0.00	\$0.00	0.00
01 2610 130 000 1	CUSTODIAL COORD. STIPEND-E	\$50.00	\$0.00	\$0.00	0.00
01 2610 130 000 2	CUSTODIAL COORD. STIPEND-S	\$50.00	\$0.00	\$0.00	0.00
01 2610 140 000 1	CUSTODIAL SALARIES-E	\$132,894.51	\$9,709.44	\$71,926.43	54.12
01 2610 140 000 2	CUSTODIAL SALARIES-S	\$112,854.17	\$10,339.54	\$71,270.74	63.15
01 2610 141 000 1	CUSTODIAL SALARIES SUB-E	\$1,000.00	\$0.00	\$0.00	0.00
01 2610 141 000 2	CUSTODIAL SALARIES SUB-S	\$1,000.00	\$31.77	\$2,814.48	281.45
01 2610 210 000 1	CUSTODIAL SOC. SEC.-E	\$11,461.73	\$784.94	\$5,858.86	51.12
01 2610 210 000 2	CUSTODIAL SOC. SEC.-S	\$9,928.64	\$835.60	\$6,158.10	62.02
01 2610 220 000 1	CUSTODIAL RETIREMENT-E	\$10,583.33	\$751.13	\$5,648.43	53.37
01 2610 220 000 2	CUSTODIAL RETIREMENT-S	\$9,118.77	\$836.94	\$5,792.83	63.53
01 2610 221 000 1	CUSTODIAL RETIREMENT-E	\$3,634.38	\$257.95	\$1,939.71	53.37
01 2610 221 000 2	CUSTODIAL RETIREMENT-S	\$3,131.44	\$287.41	\$1,989.28	63.53
01 2610 230 000 1	CUSTODIAL HEALTH INS.-E	\$31,344.91	\$2,612.08	\$18,284.45	58.33
01 2610 230 000 2	CUSTODIAL HEALTH INS.-S	\$24,771.08	\$2,853.68	\$15,591.63	62.94
01 2610 290 000 1	CUSTODIAL OTHER BENEFITS-E	\$800.00	\$0.00	\$540.00	67.50
01 2610 290 000 2	CUSTODIAL OTHER BENEFITS-S	\$700.00	\$0.00	\$540.00	77.14
01 2610 318 000 1	LABOR	\$23,000.00	\$100.00	\$10,275.06	44.67
01 2610 318 000 2	LABOR	\$23,000.00	\$100.00	\$11,830.05	51.44
01 2610 319 000 1	CONTRACT CUSTODIAL SVC-E	\$150.00	\$0.00	\$0.00	0.00
01 2610 319 000 2	CONTRACT CUSTODIAL SVC-S	\$150.00	\$0.00	\$0.00	0.00
01 2610 321 000 1	FUEL - ELEM	\$40,000.00	\$9,209.70	\$26,257.07	65.64
01 2610 321 000 2	FUEL - SEC	\$30,000.00	\$5,639.35	\$16,363.90	54.55
01 2610 322 000 1	ELECTRICITY - ELEM	\$50,000.00	\$3,045.47	\$26,685.20	53.37
01 2610 322 000 2	ELECTRICITY - SEC	\$50,000.00	\$4,042.46	\$28,351.05	56.70
01 2610 323 000 1	WATER - ELEM	\$5,600.00	\$571.80	\$3,982.10	71.11
01 2610 323 000 2	WATER - SEC	\$10,500.00	\$925.10	\$8,430.30	80.29
01 2610 324 000 1	GARBAGE/OTHER UTIL.-ELEM.	\$7,500.00	\$588.29	\$4,110.04	54.80
01 2610 324 000 2	GARBAGE/OTHER UTILITIES-S	\$7,500.00	\$580.28	\$4,069.95	54.27

Account Number	Account Description	Revised Budget	Expended During Month	Expenditures to Date	% of Budget
01 2610 329 000 1	PROPERTY SERVICES - ELEM	\$0.00	\$0.00	\$0.00	0.00
01 2610 329 000 2	PROPERTY SERVICES - SEC	\$0.00	\$0.00	\$0.00	0.00
01 2610 410 000 1	CUSTODIAL SUPPLIES-ELEM.	\$30,000.00	\$587.01	\$9,358.54	31.42
01 2610 410 000 2	CUSTODIAL SUPPLIES-SEC.	\$30,000.00	\$635.21	\$11,807.83	39.36
01 2610 670 000 1	CUSTODIAL TRAVEL-ELEM.	\$125.00	\$0.00	\$0.00	0.00
01 2610 670 000 2	CUSTODIAL TRAVEL-SEC.	\$125.00	\$0.00	\$0.00	0.00
01 2610 690 000 1	CUSTODIAL OTHER-ELEM.	\$0.00	\$0.00	\$0.00	0.00
01 2610 690 000 2	CUSTODIAL OTHER-SEC.	\$0.00	\$0.00	\$0.00	0.00
2610	CUSTODIAL	\$694,886.96	\$57,515.65	\$385,743.28	55.52
01 2620 318 000 0	PLANT MAINTENANCE LABOR-PS	\$50.00	\$0.00	\$0.00	0.00
01 2620 318 000 1	PLANT MAINTENANCE LABOR-E	\$40,000.00	\$2,513.13	\$20,166.81	50.42
01 2620 318 000 2	PLANT MAINTENANCE LABOR-S	\$45,000.00	\$5,275.12	\$23,643.67	52.54
01 2620 319 000 1	CONTRACT CUST PURCH SERV-E	\$10,000.00	\$0.00	\$450.00	4.50
01 2620 319 000 2	CONTRACT CUST PURCH SERV-S	\$10,000.00	\$0.00	\$922.00	11.22
01 2620 327 000 1	RENTAL/LEASE-ELEM	\$150.00	\$0.00	\$0.00	0.00
01 2620 327 000 2	RENTAL/LEASE-SEC	\$150.00	\$0.00	\$60.00	40.00
01 2620 328 000 1	PROPERTY INSURANCE - ELEM	\$43,000.00	\$0.00	(\$183.00)	(0.43)
01 2620 328 000 2	PROPERTY INSURANCE - SEC	\$43,000.00	\$0.00	(\$183.00)	(0.43)
01 2620 341 000 1	LIABILITY INSURANCE	\$0.00	\$0.00	\$0.00	0.00
01 2620 341 000 2	LIABILITY INSURANCE	\$0.00	\$0.00	\$0.00	0.00
01 2620 410 000 1	PLANT MAINT SUPPLIES-S	\$20,000.00	\$122.59	\$8,455.37	42.28
01 2620 410 000 2	PLANT MAINT SUPPLIES-S	\$25,000.00	\$1,194.74	\$10,376.76	63.83
01 2620 460 000 1	PLANT MAINT COMP HARDWARE-E	\$250.00	\$0.00	\$0.00	0.00
01 2620 460 000 2	PLANT MAINT COMP HARDWARE-S	\$250.00	\$0.00	\$0.00	0.00
01 2620 465 000 1	BLDG-COMPUTER SOFTWARE E	\$250.00	\$0.00	\$0.00	0.00
01 2620 465 000 2	BLDG-COMPUTER SOFTWARE S	\$250.00	\$0.00	\$0.00	0.00
01 2620 480 000 1	EQUIPMENT <5000 - ELEM	\$3,500.00	\$0.00	\$4,862.21	138.92
01 2620 480 000 2	EQUIPMENT <5000 - SEC	\$5,000.00	\$0.00	\$260.00	5.20
01 2620 520 000 1	CAPITAL OUTLAY - ELEM	\$0.00	\$0.00	\$0.00	0.00
01 2620 520 000 2	CAPITAL OUTLAY - SEC	\$0.00	\$0.00	\$0.00	0.00
01 2620 530 000 1	EQUIP/PLANT REPAIRS-ELEM	\$20,000.00	\$0.00	\$0.00	0.00
01 2620 530 000 2	EQUIP/PLANT REPAIRS-SEC.	\$20,000.00	\$0.00	\$0.00	0.00
01 2620 610 000 1	BLDG-REDEMP OF PRINCIPAL - E	\$0.00	\$0.00	\$0.00	0.00
01 2620 610 000 2	BLDG-REDEMP OF PRINCIPAL - S	\$737,065.00	\$0.00	\$0.00	0.00
01 2620 620 000 1	BLDG-DEBT SERVICE INTEREST-E	\$0.00	\$0.00	\$0.00	0.00
01 2620 620 000 2	BLDG-DEBT SERVICE INTEREST-S	\$29,606.00	\$0.00	\$0.00	0.00
01 2620 630 000 1	BUILDING - DUES AND FEES	\$0.00	\$0.00	\$0.00	0.00

Account Number	Account Description	Revised Budget	Expended During Month	Expenditures to Date	% of Budget
01 2620 630 000 2	BUILDING - DUES AND FEES	\$0.00	\$0.00	\$0.00	0.00
01 2620 670 000 1	PLANT MAINTENANCE MILEAGE-E	\$150.00	\$0.00	\$0.00	0.00
01 2620 670 000 2	PLANT MAINTENANCE MILEAGE-S	\$400.00	\$0.00	\$0.00	0.00
01 2620 690 000 1	PLANT MAINTENANCE OTHER-E	\$0.00	\$0.00	\$0.00	0.00
01 2620 690 000 2	PLANT MAINTENANCE OTHER-S	\$0.00	\$0.00	\$0.00	0.00
2620	PLANT MAINTENANCE	\$1,053,071.00	\$9,105.58	\$68,830.82	7.09
01 2750 318 000 1	PUPIL TRANS-CONT SERVICES-E	\$0.00	\$0.00	\$0.00	0.00
01 2750 318 000 2	PUPIL TRANS-CONT SERVICES-S	\$500.00	\$0.00	\$300.00	60.00
01 2750 328 000 1	PUPIL TRANS-INSURANCE - E	\$0.00	\$0.00	\$0.00	0.00
01 2750 328 000 2	PUPIL TRANS-INSURANCE - S	\$500.00	\$0.00	\$0.00	0.00
01 2750 332 000 0	MILEAGE TO PARENTS-PS	\$2,500.00	\$0.00	\$0.00	0.00
01 2750 332 000 1	REG. TRANSPORTATION-ELEM.	\$57,000.00	\$5,534.51	\$32,033.20	56.20
01 2750 332 000 2	REG. TRANSPORTATION-SEC.	\$57,000.00	\$5,003.80	\$34,329.40	60.23
01 2750 334 000 2	VEHICLE REPAIRS & MAINTENANCE	\$2,000.00	\$0.00	\$637.40	31.87
01 2750 336 000 1	PUPIL TRANS-GAS & OIL-E	\$250.00	\$0.00	\$13.39	5.36
01 2750 336 000 2	PUPIL TRANS-GAS & OIL-S	\$15,000.00	\$1,450.72	\$8,022.61	53.48
01 2750 337 000 1	PUPIL TRANS-TIRES & PARTS-E	\$100.00	\$0.00	\$32.00	32.00
01 2750 337 000 2	PUPIL TRANS-TIRES & PARTS-S	\$1,000.00	\$0.00	\$1,088.12	108.81
01 2750 338 000 2	REPAIRS AND MAINTENANCE	\$0.00	\$0.00	\$1,679.60	0.00
01 2750 550 000 1	VEHICLE PURCHASE	\$0.00	\$0.00	\$0.00	0.00
01 2750 550 000 2	VEHICLE PURCHASE	\$0.00	\$0.00	\$0.00	0.00
01 2750 670 000 1	REG PUPIL TRAVEL EXP/MLG-E	\$6,000.00	\$0.00	\$339.40	5.66
01 2750 670 000 2	REG PUPIL TRAVEL EXP/MLG-S	\$90,000.00	\$8,864.10	\$69,117.95	76.80
01 2750 690 000 1	PUPIL TRANS-MISC-E	\$0.00	\$0.00	\$0.00	0.00
01 2750 690 000 2	PUPIL TRANS-MISC-S	\$300.00	\$48.00	\$162.47	54.16
2750	REGULAR PUPIL TRANSPORTATION	\$232,150.00	\$20,901.13	\$147,755.54	63.65
01 2751 332 000 0	OPTION MILEAGE TO PARENTS-PS	\$1,000.00	\$0.00	\$0.00	0.00
01 2751 332 000 1	OPTION TRANSPORTATION-ELE	\$7,000.00	\$323.84	\$2,075.92	29.66
01 2751 332 000 2	OPTION TRANSPORTATION-SEC	\$7,000.00	\$224.43	\$2,038.97	29.13
2751	OPTION TRANSPORTATION	\$15,000.00	\$548.27	\$4,114.89	27.43
01 2760 318 000 3	LABOR-HANDICAP VAN	\$650.00	\$0.00	\$270.50	41.62
01 2760 318 000 4	LABOR-SPED '06 VAN	\$50.00	\$0.00	\$0.00	0.00
01 2760 318 000 5	LABOR-02 SPED VAN	\$50.00	\$0.00	\$0.00	0.00
01 2760 318 000 6	LABOR-CTL SPED VAN	\$50.00	\$0.00	\$35.00	70.00
01 2760 318 000 7	LABOR-MINI BUS	\$0.00	\$0.00	\$35.00	0.00
01 2760 319 000 2	SPED CONTRACT LABOR-HS	\$0.00	\$0.00	\$0.00	0.00

Account Number	Account Description	Revised Budget	Expended During Month	Expenditures to Date	% of Budget
01 2760 328 000 3	INSURANCE-HANDICAP VAN	\$0.00	\$0.00	\$0.00	0.00
01 2760 328 000 4	INSURANCE-SPED '06 VAN	\$0.00	\$0.00	\$0.00	0.00
01 2760 328 000 5	INSURANCE-SPED '02 VAN	\$0.00	\$0.00	\$0.00	0.00
01 2760 328 000 6	INSURANCE-SPED CTL VAN	\$0.00	\$0.00	\$0.00	0.00
01 2760 332 000 1	SPED TRANS.TO PARENTS-EL.	\$0.00	\$156.96	\$1,162.32	0.00
01 2760 332 000 2	SPED TRANS.TO PARENTS-SEC	\$2,000.00	\$685.61	\$4,618.34	230.92
01 2760 334 000 3	HC VAN-VEHICLE REPAIR & MAINT	\$500.00	\$7.16	\$2,138.52	427.70
01 2760 334 000 4	06 SPED VAN-VEHICLE REPAIR & MAINT	\$150.00	\$0.00	\$0.00	0.00
01 2760 334 000 5	02 SPED VAN-VEHICLE REPAIR & MAINT	\$100.00	\$0.00	\$0.00	0.00
01 2760 334 000 6	CTL SPED VAN REPAIR & MAINT	\$100.00	\$30.38	\$52.71	52.71
01 2760 334 000 7	MINI BUS REPAIR & MAINT	\$0.00	\$0.00	\$12.00	0.00
01 2760 336 000 3	GAS & OIL-HANDICAP VAN	\$3,000.00	\$274.85	\$1,997.55	66.59
01 2760 336 000 4	GAS & OIL-SPED '06 VAN	\$250.00	\$0.00	\$54.25	21.70
01 2760 336 000 5	GAS & OIL SPED '02 VAN	\$250.00	\$0.00	\$0.00	0.00
01 2760 336 000 6	GAS & OIL SPED CTL VAN	\$400.00	\$84.20	\$448.41	112.10
01 2760 336 000 7	GAS & OIL SPED MINI BUS	\$600.00	\$98.43	\$577.77	96.30
01 2760 337 000 3	TIRES/PARTS-HC VAN	\$150.00	\$0.00	\$0.00	0.00
01 2760 337 000 4	TIRES/PARTS SPED '06 VAN	\$0.00	\$0.00	\$0.00	0.00
01 2760 337 000 5	TIRES/PARTS SPED '02 VAN	\$50.00	\$0.00	\$0.00	0.00
01 2760 337 000 6	TIRES/PARTS SPED '04 VAN	\$0.00	\$0.00	\$0.00	0.00
01 2760 337 000 7	TIRES AND PARTS-MINI BUS	\$0.00	\$22.90	\$22.90	0.00
01 2760 338 000 4	CTL VAN-REPAIRS AND MAINTENANCE	\$0.00	\$0.00	\$500.00	0.00
01 2760 338 000 7	REPAIRS AND MAINTENANCE MINI BUS	\$0.00	\$0.00	\$0.00	0.00
01 2760 550 000 1	SPED VEHICLE PURCHASE-ELE	\$0.00	\$0.00	\$0.00	0.00
01 2760 550 000 2	SPED VEHICLE PURCHASE-SEC	\$0.00	\$0.00	\$0.00	0.00
01 2760 670 000 1	SPED TRANSPORTATION-ELEM	\$0.00	\$0.00	\$0.00	0.00
01 2760 670 000 2	SPED TRANSPORTATION - SEC	\$0.00	\$0.00	\$0.00	0.00
01 2760 690 000 3	OTHER-HANDICAP VAN	\$50.00	\$0.00	\$20.04	40.08
01 2760 690 000 4	OTHER-SPED '06 VAN	\$50.00	\$0.00	\$0.00	0.00
01 2760 690 000 5	OTHER - SPED '02 VAN	\$0.00	\$0.00	\$0.00	0.00
01 2760 690 000 6	OTHER - SPED '04 VAN	\$25.00	\$0.00	\$0.00	0.00
01 2760 690 000 7	OTHER - SPED MINI BUS	\$25.00	\$5.06	\$5.06	20.24
2760	SCHOOL AGE SPEC ED TRANSPORT	\$8,500.00	\$1,365.55	\$11,950.37	140.59
01 2761 140 000 3	HANDICAP VAN DRIVER SAL.	\$17,775.76	\$1,050.41	\$9,118.03	51.29
01 2761 140 000 4	SPED SHORT RT DRIVER SAL	\$0.00	\$0.00	\$0.00	0.00

Account Number	Account Description	Revised Budget	Expended During Month	Expenditures to Date	% of Budget
01 2761 140 000 5	SPED LONG RT DRIVER SAL	\$0.00	\$0.00	\$0.00	0.00
01 2761 141 000 3	HANDICAP VAN DRIVER SUB SAL	\$1,000.00	\$110.45	\$505.57	50.56
01 2761 141 000 4	SPED SHORT RT DRIVER SUB SAL	\$0.00	\$0.00	\$0.00	0.00
01 2761 141 000 5	SPED LONG RT DRIVER SUB SAL	\$0.00	\$0.00	\$0.00	0.00
01 2761 210 000 3	HANDICAP VAN DR. SOC.SEC.	\$1,359.85	\$88.41	\$733.38	53.93
01 2761 210 000 4	SPED SHORT RT DRIVER SS	\$0.00	\$0.00	\$0.00	0.00
01 2761 210 000 5	SPED LONG RT DRIVER SS	\$0.00	\$0.00	\$0.00	0.00
01 2761 220 000 3	HANDICAP VAN DR. RETIRE.	\$1,307.01	\$78.77	\$677.62	51.85
01 2761 220 000 4	SPED SHORT RT DRIVER RETIRE	\$0.00	\$0.00	\$0.00	0.00
01 2761 220 000 5	SPED LONG RT DRIVER RETIRE	\$0.00	\$0.00	\$0.00	0.00
01 2761 221 000 3	HANDICAP VAN DR. RETIRE	\$448.84	\$27.05	\$232.70	51.84
01 2761 221 000 4	SPED SHORT RT DRIVER RETIRE	\$0.00	\$0.00	\$0.00	0.00
01 2761 221 000 5	SPED LONG RT DRIVER RETIRE	\$0.00	\$0.00	\$0.00	0.00
01 2761 230 000 3	HANDICAP VAN DR. INSUR.	\$3,696.54	\$308.03	\$2,153.33	58.25
01 2761 230 000 4	SPED SHORT RT DRIVER INS	\$0.00	\$0.00	\$0.00	0.00
01 2761 230 000 5	SPED LONG RT DRIVER INS	\$0.00	\$0.00	\$0.00	0.00
01 2761 290 000 3	HC VAN DRIVER-OTHER BENEFITS	\$0.00	\$0.00	\$0.00	0.00
01 2761 550 000 1	SPED VEHICLE PURCHASE-ELE	\$0.00	\$0.00	\$0.00	0.00
01 2761 550 000 2	SPED VEHICLE PURCHASE-SEC	\$0.00	\$0.00	\$0.00	0.00
01 2761 690 000 1	HANDICAP VAN EXPENSE-ELEM	\$0.00	\$0.00	\$0.00	0.00
01 2761 690 000 2	HANDICAP VAN EXPENSE-SEC.	\$0.00	\$0.00	\$0.00	0.00
2761	HANDICAP VAN/SPED VEHICLES	\$25,588.00	\$1,663.12	\$13,420.63	52.45
01 2765 140 000 0	PS SPED TRANS-OTHER STAFF SALARIES	\$6,046.20	\$367.70	\$2,077.60	34.36
01 2765 141 000 0	PS SPED TRANS-OTHER SUB STAFF SALARIES	\$250.00	\$0.00	\$0.00	0.00
01 2765 210 000 0	PS SPED TRANS-SOCIAL SECURITY	\$462.53	\$28.14	\$158.98	34.37
01 2765 220 000 0	PS SPED TRANS-RETIREMENT	\$444.56	\$27.04	\$152.76	34.36
01 2765 221 000 0	PS SPED TRANS-RETIREMENT 1%	\$152.67	\$9.28	\$52.46	34.36
01 2765 230 000 0	PS SPED TRANS-HEALTH INSURANCE	\$0.00	\$0.00	\$0.00	0.00
01 2765 332 000 0	MILEAGE TO PARENTS-PS	\$1,400.00	\$0.00	\$0.00	0.00
01 2765 670 000 0	PS SPED-TRAVEL EXPENSE AND MILEAGE	\$50.00	\$0.00	\$0.00	0.00
2765	BELOW AGE 5 SPED PUPIL TRANSPORTATION	\$8,805.96	\$432.16	\$2,441.80	27.73
01 3155 420 000 2	TEXTBOOK LOAN	\$0.00	\$0.00	\$3,834.41	0.00
3155	TEXTBOOK LOAN	\$0.00	\$0.00	\$3,834.41	0.00
01 3400 410 000 1	GRANT SUPPLIES	\$0.00	\$309.29	\$309.29	0.00
3400	ANNIES GRANT	\$0.00	\$309.29	\$309.29	0.00

Account Number	Account Description	Revised Budget	Expended During Month	Expenditures to Date	% of Budget
01 3511 110 000 1	HAL SALARY - E	\$4,500.00	\$0.00	\$5,461.44	121.37
01 3511 110 000 2	HAL SALARY - S	\$0.00	\$0.00	\$0.00	0.00
01 3511 210 000 1	HAL SOC. SEC. - E	\$400.00	\$0.00	\$417.80	104.45
01 3511 210 000 2	HAL SOC. SEC. - S	\$0.00	\$0.00	\$0.00	0.00
01 3511 220 000 1	HAL RETIREMENT-E	\$400.00	\$0.00	\$401.56	100.39
01 3511 220 000 2	HAL RETIREMENT-S	\$0.00	\$0.00	\$0.00	0.00
01 3511 221 000 1	HAL RETIREMENT-E	\$100.00	\$0.00	\$137.90	137.90
01 3511 221 000 2	HAL RETIREMENT-S	\$0.00	\$0.00	\$0.00	0.00
01 3511 230 000 1	HAL HEALTH INSURANCE-E	\$1,600.00	\$0.00	\$1,009.18	63.07
01 3511 230 000 2	HAL HEALTH INSURANCE-E	\$0.00	\$0.00	\$0.00	0.00
01 3511 257 000 2	HAL-HSA Deduction-SEC.	\$0.00	\$0.00	\$0.00	0.00
3511	HIGH ABILITY LEARNERS	\$7,000.00	\$0.00	\$7,427.88	106.11
01 3590 410 000 1	OPPORTUNITY GR - SUPPLIES	\$30,000.00	\$0.00	\$0.00	0.00
01 3590 410 000 2	OPPORTUNITY GR - SUPPLIES	\$0.00	\$0.00	\$0.00	0.00
01 3590 480 000 1	OPPORTUNITY GR-OPER PURCHASES	\$0.00	\$0.00	\$0.00	0.00
01 3590 530 000 1	OPPORTUNITY GR - EQUIPMENT	\$0.00	\$0.00	\$0.00	0.00
3590	OPPORTUNITY GRANT	\$30,000.00	\$0.00	\$0.00	0.00
01 4200 110 000 1	TITLE I REGULAR SALARIES - E	\$100,000.00	\$4,956.71	\$51,083.60	51.08
01 4200 130 000 1	TITLE I STIPENDS - E	\$0.00	\$0.00	\$0.00	0.00
01 4200 210 000 1	TITLE I SOCIAL SECURITY - E	\$7,000.00	\$375.20	\$3,865.58	55.22
01 4200 220 000 1	TITLE I RETIREMENT - E	\$7,000.00	\$364.46	\$3,756.10	53.66
01 4200 221 000 1	TITLE I RETIREMENT 1%- E	\$2,000.00	\$125.16	\$1,289.88	64.49
01 4200 230 000 1	TITLE I HEALTH INS - E	\$14,000.00	\$1,602.27	\$16,022.70	114.45
01 4200 318 000 1	TITLE I CONT SERVICES-E	\$0.00	\$0.00	\$0.00	0.00
01 4200 319 000 1	OTHER PROF/TECH SERVICES-E	\$0.00	\$0.00	\$0.00	0.00
01 4200 327 000 1	RENTALS OR LEASES-E	\$0.00	\$0.00	\$0.00	0.00
01 4200 410 000 1	TITLE I SUPPLIES-E	\$0.00	\$0.00	\$134.23	0.00
01 4200 460 000 1	TITLE I COMPUTER HARDWARE-E	\$30,077.00	\$0.00	\$0.00	0.00
01 4200 465 000 1	TITLE I COMPUTER SOFTWARE-E	\$0.00	\$0.00	\$0.00	0.00
01 4200 467 000 1	WEB/CLOUD BASED SOFTWARE-E	\$0.00	\$0.00	\$0.00	0.00
01 4200 480 000 1	TITLE I EQUIP-E	\$0.00	\$0.00	\$0.00	0.00
01 4200 670 000 1	TITLE I TRAVEL EXP-E	\$0.00	\$0.00	\$0.00	0.00
4200	TITLE I, PART A NCLB IMPROVE BSC PRGRMS	\$160,077.00	\$7,423.80	\$76,152.09	47.57
01 4210 110 000 0	TITLE I ACCT SALARIES-PS	\$0.00	\$0.00	\$0.00	0.00
01 4210 120 000 0	TITLE I ACCT SUB SALARIES-PS	\$0.00	\$0.00	\$0.00	0.00
01 4210 130 000 1	TITLE I ACCT STIPENDS-E	\$4,000.00	\$0.00	\$0.00	0.00

Account Number	Account Description	Revised Budget	Expended During Month	Expenditures to Date	% of Budget
01 4210 135 000 1	TITLE I ACCT STIPENDS-E	\$0.00	\$0.00	\$0.00	0.00
01 4210 210 000 0	TITLE I ACCT SOC SECURITY-PS	\$0.00	\$0.00	\$0.00	0.00
01 4210 210 000 1	TITLE I ACCT SOC SECURITY-E	\$350.00	\$0.00	\$0.00	0.00
01 4210 220 000 0	TITLE I ACCT RETIREMENT	\$0.00	\$0.00	\$0.00	0.00
01 4210 220 000 1	TITLE I ACCT RETIREMENT	\$300.00	\$0.00	\$0.00	0.00
01 4210 221 000 0	TITLE I ACCT RETIREMENT 1%	\$0.00	\$0.00	\$0.00	0.00
01 4210 221 000 1	TITLE I ACCT RETIREMENT 1%	\$100.00	\$0.00	\$0.00	0.00
01 4210 230 000 0	TITLE I ACCT HEALTH INS	\$0.00	\$0.00	\$0.00	0.00
01 4210 230 000 1	TITLE I ACCT HEALTH INS	\$250.00	\$0.00	\$0.00	0.00
01 4210 319 000 1	TITLE I ACCT PROF/TECH SERV	\$0.00	\$0.00	\$1,320.00	0.00
01 4210 410 000 0	TITLE I ACCT-SUPPLIES-PS	\$0.00	\$0.00	\$0.00	0.00
01 4210 410 000 1	TITLE I ACCT SUPPLIES	\$0.00	\$0.00	\$0.00	0.00
01 4210 460 000 0	EC COMPUTER HARDWARE	\$0.00	\$0.00	\$0.00	0.00
01 4210 465 000 1	TITLE I ACCT - SOFTWARE	\$0.00	\$0.00	\$0.00	0.00
01 4210 467 000 0	TITLE I ACCT-WEB BASED SOFTWARE-PS	\$0.00	\$0.00	\$0.00	0.00
01 4210 670 000 1	TITLE I ACCT TRAVEL EXP	\$9,264.00	\$0.00	\$0.00	0.00
4210	TITLE I, PART A NCLB IMPROVE BSC PRGRMS	\$14,264.00	\$0.00	\$1,320.00	9.25
01 4311 110 000 1	TITLE IIA SALARIES-E	\$0.00	\$0.00	\$0.00	0.00
01 4311 110 000 2	TITLE IIA SALARIES-S	\$0.00	\$0.00	\$0.00	0.00
01 4311 120 000 1	TITLE IIA SUBSTITUTES-E	\$0.00	\$0.00	\$0.00	0.00
01 4311 130 000 1	TITLE IIA STIPENDS-E	\$0.00	\$0.00	\$0.00	0.00
01 4311 130 000 2	TITLE IIA STIPENDS-S	\$0.00	\$0.00	\$0.00	0.00
01 4311 210 000 1	TITLE IIA SOC SEC-E	\$0.00	\$0.00	\$0.00	0.00
01 4311 210 000 2	TITLE IIA SOC SEC-S	\$0.00	\$0.00	\$0.00	0.00
01 4311 220 000 1	TITLE IIA RETIREMENT-E	\$0.00	\$0.00	\$0.00	0.00
01 4311 220 000 2	TITLE IIA RETIREMENT-S	\$0.00	\$0.00	\$0.00	0.00
01 4311 221 000 1	TITLE IIA RETIREMENT-E	\$0.00	\$0.00	\$0.00	0.00
01 4311 221 000 2	TITLE IIA RETIREMENT-S	\$0.00	\$0.00	\$0.00	0.00
01 4311 230 000 1	TITLE IIA HEALTH INS-E	\$0.00	\$0.00	\$0.00	0.00
01 4311 319 000 1	PURCHASED SERVICES-E	\$8,557.00	\$0.00	\$1,600.00	18.70
01 4311 319 000 2	PURCHASED SERVICES-S	\$0.00	\$0.00	\$1,600.00	0.00
01 4311 410 000 1	TITLE IIA SUPPLIES-E	\$0.00	\$0.00	\$0.00	0.00
01 4311 410 000 2	TITLE IIA SUPPLIES-S	\$0.00	\$0.00	\$0.00	0.00
01 4311 670 000 1	TITLE IIA TRAVEL-E	\$10,000.00	\$324.88	\$1,879.06	21.75
01 4311 670 000 2	TITLE IIA TRAVEL-S	\$10,000.00	\$0.00	\$1,889.92	18.90
4311	TITLE IIA	\$28,557.00	\$324.88	\$6,968.98	25.44

Account Number	Account Description	Revised Budget	Expended During Month	Expenditures to Date	% of Budget
01 4315 110 000 1	TITLE IIB MATH/SCI SALARY-E	\$0.00	\$0.00	\$0.00	0.00
01 4315 110 000 2	TITLE IIB MATH/SCI SALARY-S	\$0.00	\$0.00	\$0.00	0.00
01 4315 120 000 1	TITLE IIB MATH/SCI SUB SALARY-E	\$0.00	\$0.00	\$0.00	0.00
01 4315 120 000 2	TITLE IIB MATH/SCI SUB SALARY-S	\$0.00	\$0.00	\$0.00	0.00
01 4315 130 000 1	TITLE IIB MATH/SCI STIPENDS-E	\$0.00	\$0.00	\$0.00	0.00
01 4315 130 000 2	TITLE IIB MATH/SCI STIPENDS-S	\$0.00	\$0.00	\$0.00	0.00
01 4315 210 000 1	TITLE IIB MATH/SCI SOC SEC-E	\$0.00	\$0.00	\$0.00	0.00
01 4315 210 000 2	TITLE IIB MATH/SCI SOC SEC-S	\$0.00	\$0.00	\$0.00	0.00
01 4315 220 000 1	TITLE IIB MATH/SCI RETIREMENT-E	\$0.00	\$0.00	\$0.00	0.00
01 4315 220 000 2	TITLE IIB MATH/SCI RETIREMENT-S	\$0.00	\$0.00	\$0.00	0.00
01 4315 221 000 1	TITLE IIB MATH/SCI RETIREMENT-E	\$0.00	\$0.00	\$0.00	0.00
01 4315 221 000 2	TITLE IIB MATH/SCI RETIREMENT-S	\$0.00	\$0.00	\$0.00	0.00
01 4315 670 000 1	TITLE IIB MATH/SCI TRAVEL EXP-E	\$0.00	\$0.00	\$0.00	0.00
01 4315 670 000 2	TITLE IIB MATH/SCI TRAVEL EXP-S	\$0.00	\$0.00	\$0.00	0.00
4315	TITLE II, PRT B MATH & SCIENCE PRTNRSHPS	\$0.00	\$0.00	\$0.00	0.00
01 4330 120 000 2	TITLE VI - REAP (RLIS)-SUB	\$0.00	\$0.00	\$0.00	0.00
01 4330 140 000 2	TITLE VI - REAP (RLIS)-SALARIES	\$0.00	\$0.00	\$0.00	0.00
01 4330 210 000 2	TITLE VI - REAP (RLIS)-SOC SEC	\$0.00	\$0.00	\$0.00	0.00
01 4330 220 000 2	TITLE VI - REAP (RLIS)- RETIREMENT	\$0.00	\$0.00	\$0.00	0.00
01 4330 221 000 2	TITLE VI - REAP (RLIS)- RETIREMENT 1%	\$0.00	\$0.00	\$0.00	0.00
01 4330 410 000 2	TITLE VI REAP (RLIS) - SUPPLIES	\$0.00	\$0.00	\$0.00	0.00
01 4330 460 000 2	TITLE VI REAP (RLIS) - COMPUTER HARDWARE	\$0.00	\$0.00	\$0.00	0.00
01 4330 670 000 1	TITLE IV REAP (RLIS) - TRAVEL EXP-E	\$0.00	\$0.00	\$0.00	0.00
01 4330 670 000 2	TITLE IV REAP (RLIS) - TRAVEL EXP-S	\$0.00	\$0.00	\$0.00	0.00
4330	TITLE VI REAP	\$0.00	\$0.00	\$0.00	0.00
01 4403 313 000 1	IDEA PART B BASE-PUPIL SERV-E	\$0.00	\$0.00	\$0.00	0.00
01 4403 313 000 2	IDEA PART B BASE-PUPIL SERV-S	\$0.00	\$0.00	\$0.00	0.00
4403	IDEA PART B (611) BASE ALLOCATION - SA	\$0.00	\$0.00	\$0.00	0.00
01 4404 110 000 0	IDEA SALARIES - PS	\$0.00	\$0.00	\$0.00	0.00
01 4404 110 002 0	IDEA SALARIES -B-2 PS	\$6,000.00	(\$2,940.00)	\$0.00	0.00
01 4404 110 005 0	IDEA SALARIES -3-5 PS	\$27,000.00	\$1,866.75	\$15,897.70	58.88
01 4404 120 000 0	IDEA SUBSTITITE SALARIES - PS	\$100.00	\$0.00	\$0.00	0.00
01 4404 120 002 0	IDEA SUB SALARIES -B-2 PS	\$100.00	\$0.00	\$0.00	0.00
01 4404 120 005 0	IDEA SUB SALARIES -3-5 PS	\$100.00	\$0.00	\$0.00	0.00
01 4404 130 000 0	PRESCHOOL STIPENDS	\$0.00	\$0.00	\$0.00	0.00

Account Number	Account Description	Revised Budget	Expended During Month	Expenditures to Date	% of Budget
01 4404 130 002 0	PRESCHOOL STIPENDS	\$0.00	\$0.00	\$0.00	0.00
01 4404 130 005 0	PRESCHOOL STIPENDS	\$0.00	\$0.00	\$0.00	0.00
01 4404 140 000 0	PS AIDES SALARIES	\$10,000.00	\$731.49	\$6,357.71	63.58
01 4404 141 000 0	PS SUB AIDES SALARIES	\$0.00	\$50.00	\$50.00	0.00
01 4404 142 002 0	TRANSLATOR SALARIES-B-2	\$0.00	\$0.00	\$0.00	0.00
01 4404 142 005 0	TRANSLATOR SALARIES-3-5	\$0.00	\$0.00	\$0.00	0.00
01 4404 210 000 0	PRESCHOOL SOCIAL SECURITY	\$1,000.00	\$59.78	\$490.20	49.02
01 4404 210 002 0	PRESCHOOL SOCIAL SECURITY- B-2	\$700.00	(\$223.80)	\$0.00	0.00
01 4404 210 005 0	PRESCHOOL SOCIAL SECURITY- 3-5	\$1,200.00	\$58.10	\$1,111.26	92.61
01 4404 220 000 0	PRESCHOOL RETIREMENT	\$1,000.00	\$53.79	\$467.47	46.75
01 4404 220 002 0	PRESCHOOL RETIREMENT B-2	\$1,500.00	(\$217.40)	\$0.00	0.00
01 4404 220 005 0	PRESCHOOL RETIREMENT 3-5	\$2,000.00	\$134.28	\$1,171.00	58.55
01 4404 221 000 0	PRESCHOOL RETIREMENT 1%	\$500.00	\$18.47	\$160.54	32.11
01 4404 221 002 0	PRESCHOOL RETIREMENT 1% B-2	\$700.00	(\$74.68)	\$0.00	0.00
01 4404 221 005 0	PRESCHOOL RETIREMENT 1% 3-5	\$600.00	\$46.20	\$402.17	67.03
01 4404 230 000 0	PRESCHOOL-HEALTH INS	\$5,000.00	\$308.04	\$2,156.32	43.13
01 4404 230 002 0	PRESCHOOL-HEALTH INS B-2	\$2,000.00	(\$1,001.40)	\$0.00	0.00
01 4404 230 005 0	PRESCHOOL-HEALTH INS 3-5	\$5,000.00	(\$143.02)	\$4,506.46	90.13
01 4404 313 000 0	IDEA PART B BASE-PUPIL SERV-PS	\$500.00	\$0.00	\$0.00	0.00
01 4404 313 002 0	IDEA PART B BASE-PUPIL SERV B-2	\$2,000.00	\$910.25	\$2,640.19	132.01
01 4404 313 005 0	IDEA PART B BASE-PUPIL SERV 3-5	\$3,500.00	\$1,765.25	\$4,528.03	129.37
01 4404 410 000 0	IDEA PART B - PS SUPPLIES	\$0.00	\$0.00	\$0.00	0.00
01 4404 465 000 0	IDEA PART B - PS SOFTWARE	\$0.00	\$0.00	\$0.00	0.00
01 4404 480 000 0	PS EQUIPMENT <5000	\$0.00	\$0.00	\$0.00	0.00
01 4404 670 000 0	TRAVEL EXP/MILEAGE -PS	\$0.00	\$0.00	\$0.00	0.00
01 4404 670 002 0	TRAVEL EXP/MILEAGE - B-2	\$0.00	(\$16.95)	\$0.00	0.00
01 4404 670 005 0	TRAVEL EXP/MILEAGE - 3-5	\$0.00	(\$39.55)	\$28.24	0.00
4404	IDEA PART B BASE ALLOCATION	\$70,500.00	\$1,345.60	\$39,967.29	56.69
01 4406 313 000 0	IDEA PS (619) BASE-PUPIL SERV-PS	\$3,000.00	\$120.00	\$579.60	19.32
4406	IDEA PRESCHOOL (619) BASE (3&4 YR OLDS)	\$3,000.00	\$120.00	\$579.60	19.32
01 4410 110 000 0	IDEA E/P REGULAR SALARIES-PS	\$0.00	\$0.00	\$0.00	0.00
01 4410 110 000 1	IDEA E/P REGULAR SALARIES-E	\$0.00	\$3,692.96	\$7,385.92	0.00
01 4410 110 002 0	IDEA E/P REGULAR SALARIES (B-2)	\$18,864.00	\$1,484.05	\$10,388.35	55.07
01 4410 110 005 0	IDEA E/P REGULAR SALARIES (3-5)	\$28,476.00	(\$11,355.50)	\$0.00	0.00
01 4410 120 002 0	SUBSTITUTE OR TEMPORARY SALARIES (B-2)	\$0.00	\$0.00	\$148.75	0.00

Account Number	Account Description	Revised Budget	Expended During Month	Expenditures to Date	% of Budget
01 4410 120 005 0	SUBSTITUTE OR TEMPORARY SALARIES (3-5)	\$0.00	\$0.00	\$0.00	0.00
01 4410 130 000 0	IDEA E/P REGULAR STIPENDS-PS	\$0.00	\$0.00	\$0.00	0.00
01 4410 130 000 1	IDEA E/P REGULAR STIPENDS-EL	\$0.00	\$0.00	\$0.00	0.00
01 4410 130 002 0	IDEA E/P REGULAR STIPENDS B-2	\$0.00	\$0.00	\$0.00	0.00
01 4410 130 005 0	IDEA E/P REGULAR STIPENDS 3-5	\$0.00	\$0.00	\$0.00	0.00
01 4410 140 000 0	IDEA E/P AIDES SALARIES-PS	\$9,809.00	\$1,534.97	\$16,367.29	166.86
01 4410 141 000 0	IDEA E/P SUB SALARIES-PS	\$0.00	\$0.00	\$0.00	0.00
01 4410 142 002 0	TRANSLATOR SALARIES (B-2)	\$0.00	\$0.00	\$115.50	0.00
01 4410 142 005 0	TRANSLATOR SALARIES (3-5)	\$0.00	\$0.00	\$0.00	0.00
01 4410 210 000 0	IDEA E/P SOCIAL SECURITY-PS	\$515.00	\$114.74	\$1,213.32	235.60
01 4410 210 000 1	IDEA E/P SOCIAL SECURITY-E	\$0.00	\$233.53	\$467.06	0.00
01 4410 210 002 0	IDEA E/P SOCIAL SECURITY (B-2)	\$1,202.00	\$111.84	\$806.72	67.11
01 4410 210 005 0	IDEA E/P SOCIAL SECURITY (3-5)	\$3,043.00	(\$794.36)	\$0.00	0.00
01 4410 220 000 0	IDEA E/P RETIREMENT-PS	\$456.00	\$112.87	\$1,203.45	263.91
01 4410 220 000 1	IDEA E/P RETIREMENT-ELEM	\$0.00	\$271.54	\$543.08	0.00
01 4410 220 002 0	IDEA E/P RETIREMENT (B-2)	\$328.00	\$109.12	\$779.02	237.51
01 4410 220 005 0	IDEA E/P RETIREMENT (3-5)	\$2,079.00	(\$837.02)	\$0.00	0.00
01 4410 221 000 0	IDEA E/P RETIREMENT 1%-PS	\$0.00	\$38.75	\$413.24	0.00
01 4410 221 000 1	IDEA E/P RETIREMENT 1%-ELEM	\$0.00	\$93.25	\$186.50	0.00
01 4410 221 002 0	IDEA E/P RETIREMENT 1% (B-2)	\$0.00	\$37.47	\$267.52	0.00
01 4410 221 005 0	IDEA E/P RETIREMENT 1% (3-5)	\$803.00	(\$287.47)	\$0.00	0.00
01 4410 230 000 0	IDEA E/P HEALTH INSURANCE-PS	\$1,653.00	\$396.30	\$4,426.40	267.78
01 4410 230 000 1	IDEA E/P HEALTH INSURANCE-E	\$0.00	\$1,602.27	\$3,204.54	0.00
01 4410 230 002 0	IDEA E/P HEALTH INSURANCE (B-2)	\$7,132.00	\$560.80	\$3,925.60	55.04
01 4410 230 005 0	IDEA E/P HEALTH INSURANCE (3-5)	\$4,613.00	(\$3,218.90)	\$0.00	0.00
01 4410 257 000 0	IDEA ENROLLMENT/POVERTY - HSA Deduction	\$0.00	\$0.00	\$44.71	0.00
01 4410 313 000 0	IDEA E/P PUPIL SERVICES	\$25,027.00	\$0.00	\$0.00	0.00
01 4410 313 000 1	IDEA E/P PUPIL SERVICES - E	\$0.00	\$0.00	\$0.00	0.00
01 4410 313 000 2	IDEA E/P PUPIL SERVICES - S	\$0.00	\$0.00	\$0.00	0.00
01 4410 313 002 0	IDEA E/P PUPIL SERVICES B-2	\$0.00	\$0.00	\$2,145.38	0.00
01 4410 313 005 0	IDEA E/P PUPIL SERVICES - PS	\$0.00	\$0.00	\$2,760.04	0.00
01 4410 410 000 0	IDEA PART B - PS SUPPLIES	\$0.00	\$0.00	\$0.00	0.00
01 4410 530 000 1	IDEA E/P EQUIPMENT ELEM	\$0.00	\$0.00	\$0.00	0.00
01 4410 670 002 0	IDEA E/P TRAVEL EXP B-2	\$0.00	\$0.00	\$47.46	0.00
01 4410 670 005 0	IDEA E/P TRAVEL EXP 3-5	\$0.00	(\$28.24)	\$0.00	0.00
4410	IDEA ENROLLMENT/POVERTY	\$104,000.00	(\$6,127.03)	\$56,839.85	54.65

Account Number	Account Description	Revised Budget	Expended During Month	Expenditures to Date	% of Budget
01 4412 110 000 1	NON PUBLIC SALARIES-E	\$10,176.32	\$848.03	\$5,936.21	58.33
01 4412 110 000 2	NON PUBLIC SALARIES-S	\$0.00	\$0.00	\$0.00	0.00
01 4412 120 000 1	NON PUBLIC SUB SALARIES-E	\$0.00	\$0.00	\$85.00	0.00
01 4412 130 000 1	NON PUBLIC STIPENDS - E	\$0.00	\$0.00	\$0.00	0.00
01 4412 140 000 1	NON PUBLIC SALARIES-E	\$0.00	\$200.51	\$2,280.33	0.00
01 4412 210 000 1	NON PUBLIC SOC SEC-E	\$778.49	\$79.26	\$631.02	81.06
01 4412 210 000 2	NON PUBLIC SOC SEC-S	\$0.00	\$0.00	\$0.00	0.00
01 4412 220 000 1	NON PUBLIC RETIREMENT-E	\$748.24	\$62.35	\$440.28	58.84
01 4412 220 000 2	NON PUBLIC RETIREMENT-S	\$0.00	\$0.00	\$0.00	0.00
01 4412 221 000 1	NON PUBLIC RETIREMENT 1%-E	\$256.95	\$21.41	\$151.19	58.84
01 4412 221 000 2	NON PUBLIC RETIREMENT 1%-S	\$0.00	\$0.00	\$0.00	0.00
01 4412 230 000 1	NON PUBLIC HEALTH INS-E	\$3,845.00	\$320.45	\$2,243.15	58.34
01 4412 230 000 2	NON PUBLIC HEALTH INS-S	\$0.00	\$0.00	\$0.00	0.00
01 4412 313 000 1	NON PUBLIC PURCH SERV-E	\$3,000.00	\$318.50	\$2,746.22	91.54
01 4412 313 000 2	NON PUBLIC PURCH SERV-S	\$0.00	\$0.00	\$0.00	0.00
01 4412 670 000 1	NON PUBLIC TRAVEL - E	\$0.00	\$0.00	\$34.18	0.00
4412	IDEA PART B PROPORTIONATE SHARE	\$18,805.00	\$1,850.51	\$14,547.58	77.36
01 4415 110 000 1	SCIP GRANT-SALARY - E	\$0.00	\$0.00	\$0.00	0.00
01 4415 120 000 1	SCIP GRANT-SUBSTITUTE	\$0.00	\$0.00	\$0.00	0.00
01 4415 120 000 2	SCIP GRANT-SUBSTITUTE	\$0.00	\$0.00	\$0.00	0.00
01 4415 130 000 0	SCIP GRANT-STIPEND	\$0.00	\$0.00	\$0.00	0.00
01 4415 130 000 1	SCIP GRANT-STIPEND - E	\$0.00	\$0.00	\$0.00	0.00
01 4415 210 000 0	SCIP GRANT-SOCIAL SECURITY	\$0.00	\$0.00	\$0.00	0.00
01 4415 210 000 1	SCIP GRANT-SOCIAL SECURITY	\$0.00	\$0.00	\$0.00	0.00
01 4415 220 000 0	SCIP GRANT-RETIREMENT	\$0.00	\$0.00	\$0.00	0.00
01 4415 220 000 1	SCIP GRANT-RETIREMENT-E	\$0.00	\$0.00	\$0.00	0.00
01 4415 221 000 0	SCIP GRANT-RETIREMENT	\$0.00	\$0.00	\$0.00	0.00
01 4415 221 000 1	SCIP GRANT-RETIREMENT-E	\$0.00	\$0.00	\$0.00	0.00
01 4415 670 000 1	IDEA TRANSITIONS TRAVEL-E	\$0.00	\$0.00	\$0.00	0.00
01 4415 670 000 2	IDEA TRANSITIONS TRAVEL-S	\$0.00	\$0.00	\$0.00	0.00
4415	IDEA SPECIAL PROJECTS	\$0.00	\$0.00	\$0.00	0.00
01 4690 120 000 1	OTHER FED-SUB SALARIES-E	\$0.00	\$100.00	\$100.00	0.00
01 4690 120 000 2	OTHER FED-SUB SALARIES-S	\$0.00	\$0.00	\$200.00	0.00
01 4690 130 000 1	STIPENDS (PBIS)	\$0.00	\$240.53	\$480.53	0.00
01 4690 210 000 1	OTHER FED-SOCIAL SECURITY-E	\$0.00	\$26.05	\$44.41	0.00
01 4690 210 000 2	OTHER FED-SOCIAL SECURITY-S	\$0.00	\$0.00	\$7.65	0.00
01 4690 220 000 1	OTHER FED-RETIREMENT-E	\$0.00	\$17.67	\$35.32	0.00

Account Number	Account Description	Revised Budget	Expended During Month	Expenditures to Date	% of Budget
01 4690 221 000 1	OTHER FED-RETIREMENT 1%-E	\$0.00	\$6.07	\$12.14	0.00
01 4690 319 000 1	PBIS CONTRACTED SERVICES	\$0.00	\$157.50	\$657.50	0.00
01 4690 670 000 1	FED NON-CAT TRAVEL EXPENSE AND MILEAGE	\$0.00	\$268.91	\$268.91	0.00
01 4690 690 000 1	FED NON-CAT-MISC EXPENSES-E	\$0.00	\$0.00	\$0.00	0.00
4690	OTHER FED NON-CAT EXPENDITURES	\$0.00	\$816.73	\$1,806.46	0.00
01 4700 110 000 1	PERKINS GRANT REG SALARY-E	\$0.00	\$0.00	\$0.00	0.00
01 4700 110 000 2	PERKINS GRANT REG SALARY - S	\$0.00	\$0.00	\$0.00	0.00
01 4700 120 000 2	PERKINS GRANT SUB SALARY-S	\$0.00	\$0.00	\$100.00	0.00
01 4700 130 000 2	PERKINS GRANT STIPEND - S	\$0.00	\$0.00	\$310.56	0.00
01 4700 210 000 1	PERKINS SOC. SEC.-E	\$0.00	\$0.00	\$0.00	0.00
01 4700 210 000 2	PERKINS SOC. SEC.-S	\$0.00	\$0.00	\$31.40	0.00
01 4700 220 000 1	PERKINS RETIREMENT-E	\$0.00	\$0.00	\$0.00	0.00
01 4700 220 000 2	PERKINS RETIREMENT-SEC	\$0.00	\$0.00	\$22.83	0.00
01 4700 221 000 1	PERKINS RETIREMENT-E	\$0.00	\$0.00	\$0.00	0.00
01 4700 221 000 2	PERKINS RETIREMENT-SEC	\$0.00	\$0.00	\$7.84	0.00
01 4700 230 000 2	PERKINS HEALTH INSURANCE-SEC	\$0.00	\$0.00	\$0.00	0.00
01 4700 480 000 2	PERKINS - EQUIP	\$0.00	\$0.00	\$3,000.00	0.00
01 4700 670 000 1	PERKINS TRAVEL EXP & MILEAGE	\$0.00	\$0.00	\$120.00	0.00
01 4700 670 000 2	PERKINS TRAVEL EXP & MILEAGE	\$0.00	\$0.00	\$739.95	0.00
4700	FED VOC & APP TECH (C PERKINS)	\$0.00	\$0.00	\$4,332.58	0.00
01 4730 110 000 2	PERKINS (ReVISION) SALARIES	\$0.00	\$0.00	\$0.00	0.00
01 4730 120 000 2	PERKINS (ReVISION) SUBSTITUTE	\$0.00	\$0.00	\$0.00	0.00
01 4730 130 000 2	PERKINS (ReVISION) STIPENDS	\$0.00	\$0.00	\$0.00	0.00
01 4730 210 000 2	PERKINS (ReVISION) SOCIAL SECURITY	\$0.00	\$0.00	\$0.00	0.00
01 4730 220 000 2	PERKINS (ReVISION) RETIREMENT	\$0.00	\$0.00	\$0.00	0.00
01 4730 221 000 2	PERKINS (ReVISION) RETIREMENT 1%	\$0.00	\$0.00	\$0.00	0.00
01 4730 230 000 2	PERKINS INNOVATION HEALTH INS-S	\$0.00	\$0.00	\$0.00	0.00
01 4730 319 000 2	PERKINS (ReVISION) PROF SERVICES	\$0.00	\$0.00	\$0.00	0.00
01 4730 327 000 2	PERKINS (ReVISION) RENTALS	\$0.00	\$0.00	\$0.00	0.00
01 4730 350 000 2	PERKINS (ReVISION) - ADVERTISING	\$0.00	\$0.00	\$0.00	0.00
01 4730 410 000 2	PERKINS (ReVISION) - SUPPLIES	\$0.00	\$0.00	\$0.00	0.00
01 4730 670 000 2	PERKINS (ReVISION) TRAVEL	\$0.00	\$0.00	\$0.00	0.00
4730	PERKINS INNOVATION GRANT	\$0.00	\$0.00	\$0.00	0.00
01 4741 110 000 2	REVISION ACTION-REGULAR SALARIES	\$13,354.00	\$1,112.80	\$7,789.60	58.33

Account Number	Account Description	Revised Budget	Expended During Month	Expenditures to Date	% of Budget
01 4741 120 000 2	REVISION ACTION-SUBSTITUTE SALARIES	\$0.00	\$87.50	\$187.50	0.00
01 4741 130 000 2	REVISION ACTION-REGULAR STIPEND	\$0.00	\$0.00	\$0.00	0.00
01 4741 210 000 2	REVISION ACTION-SOCIAL SECURITY	\$1,170.00	\$80.66	\$532.20	45.49
01 4741 220 000 2	REVISION ACTION-RETIREMENT	\$1,170.00	\$81.82	\$572.74	48.95
01 4741 221 000 2	REVISION ACTION-RETIREMENT 1%	\$0.00	\$28.09	\$196.61	0.00
01 4741 230 000 2	REVISION ACTION-HEALTH INSURANCE	\$4,806.00	\$206.81	\$1,447.67	30.12
01 4741 318 000 1	REVISION ACTION-CONTRACTED SERVICES - E	\$0.00	\$0.00	\$0.00	0.00
01 4741 318 000 2	REVISION ACTION-CONTRACTED SERVICES - S	\$0.00	\$0.00	\$0.00	0.00
01 4741 319 000 2	REVISION ACTION-OTHER PROF/TECH SERVICES	\$0.00	\$0.00	\$0.00	0.00
01 4741 410 000 1	REVISION ACTION-SUPPLIES - E	\$0.00	\$0.00	\$0.00	0.00
01 4741 410 000 2	REVISION ACTION-SUPPLIES	\$14,353.00	\$0.00	\$13,129.07	91.47
01 4741 467 000 2	REVISION ACTION-WEB/CLOUD SOFTWARE	\$0.00	\$0.00	\$0.00	0.00
01 4741 530 000 2	ReVISION FURNITURE AND EQUIPMENT	\$13,980.00	\$0.00	\$17,975.00	128.58
01 4741 670 000 2	REVISION ACTION-TRAVEL EXPENSE	\$0.00	\$0.00	\$0.00	0.00
4741	REVISION ACTION GRANT	\$48,833.00	\$1,597.68	\$41,830.39	85.66
01 4915 130 000 1	TITLE IC MIGRANT ED STIPENDS-E	\$1,000.00	\$0.00	\$0.00	0.00
01 4915 130 000 2	TITLE IC MIGRANT ED STIPENDS-S	\$0.00	\$0.00	\$0.00	0.00
01 4915 140 000 1	TITLE IC MIGRANT ED - E	\$0.00	\$0.00	\$0.00	0.00
01 4915 140 000 2	TITLE IC MIGRANT ED - S	\$0.00	\$0.00	\$0.00	0.00
01 4915 210 000 1	TITLE IC MIGRANT ED SS-E	\$0.00	\$0.00	\$0.00	0.00
01 4915 210 000 2	TITLE IC MIGRANT ED SS-S	\$0.00	\$0.00	\$0.00	0.00
01 4915 220 000 1	TITLE IC MIGRANT ED RETIRE-E	\$0.00	\$0.00	\$0.00	0.00
01 4915 220 000 2	TITLE IC MIGRANT ED RETIRE-S	\$0.00	\$0.00	\$0.00	0.00
01 4915 221 000 1	TITLE IC MIGRANT RETIRE 1%-E	\$0.00	\$0.00	\$0.00	0.00
01 4915 221 000 2	TITLE IC MIGRANT RETIRE 1%-S	\$0.00	\$0.00	\$0.00	0.00
01 4915 410 000 1	MIGRANT EDUCATION-SUPPLIES	\$0.00	\$0.00	\$0.00	0.00
01 4915 670 000 1	TITLE IC MIGRANT TRAVEL EXP-E	\$0.00	\$0.00	\$0.00	0.00
01 4915 670 000 2	TITLE IC MIGRANT TRAVEL EXP-S	\$0.00	\$1,243.26	\$1,243.26	0.00
4915	TITLE I, PART C NCLB - MIGRANT EDUCATION	\$1,000.00	\$1,243.26	\$1,243.26	124.33
01 4925 120 000 1	TITLE III ESL SALARY-E	\$1,500.00	\$0.00	\$0.00	0.00
01 4925 140 000 2	TITLE III ESL SALARY-S	\$0.00	\$840.00	\$3,136.00	0.00
01 4925 210 000 2	TITLE III NCLB - LEP SOC SEC-S	\$0.00	\$64.26	\$239.90	0.00

Account Number	Account Description	Revised Budget	Expended During Month	Expenditures to Date	% of Budget
01 4925 220 000 2	TITLE III NCLB - LEP RET-S	\$0.00	\$61.77	\$230.60	0.00
01 4925 221 000 2	TITLE III NCLB - LEP RET 1%-S	\$0.00	\$21.21	\$79.19	0.00
01 4925 230 000 2	TITLE III NCLB - LEP INSURANCE-S	\$0.00	\$0.00	\$0.00	0.00
01 4925 460 000 1	TITLE III-LEP COMPUTER HARDWARE	\$0.00	\$0.00	\$0.00	0.00
01 4925 460 000 2	TITLE III-LEP COMPUTER HARDWARE	\$0.00	\$0.00	\$0.00	0.00
01 4925 670 000 1	TITLE III-TRAVEL EXP	\$0.00	\$0.00	\$0.00	0.00
01 4925 670 000 2	TITLE III LEP TRAVEL EXP-S	\$0.00	\$0.00	\$0.00	0.00
4925	TITLE III NCLB - LIMITED ENG PROF GRANT	\$1,500.00	\$987.24	\$3,685.69	245.71
01 4926 460 000 1	TITLE III-IMMGRANT COMPUTER HARDWARE	\$0.00	\$0.00	\$0.00	0.00
01 4926 460 000 2	TITLE III-IMMGRANT COMPUTER HARDWARE	\$0.00	\$0.00	\$0.00	0.00
4926	TITLE III NCLB - IMMIGRANT EDUCATION	\$0.00	\$0.00	\$0.00	0.00
01 4967 140 000 1	TITLE IV OTHER STAFF SALARIES- E	\$0.00	\$615.70	\$2,261.50	0.00
01 4967 140 000 2	TITLE IV OTHER STAFF SALARIES- S	\$0.00	\$615.70	\$2,261.50	0.00
01 4967 210 000 1	TITLE IV SOCIAL SECURITY-E	\$0.00	\$47.11	\$173.03	0.00
01 4967 210 000 2	TITLE IV SOCIAL SECURITY-S	\$0.00	\$47.10	\$172.99	0.00
01 4967 319 000 1	TITLE IV A CONTRACT SERVICES	\$0.00	\$0.00	\$5,200.00	0.00
01 4967 410 000 1	TITLE IV A SUPPLIES - EL	\$0.00	\$0.00	\$2,758.90	0.00
01 4967 410 000 2	TITLE IV A SUPPLIES - S	\$0.00	\$0.00	\$3,957.20	0.00
01 4967 467 000 1	TITLE IV WEB/CLOUD BASED SOFTWARE ELEM	\$0.00	\$0.00	\$0.00	0.00
01 4967 467 000 2	TITLE IV WEB/CLOUD BASED SOFTWARE S	\$0.00	\$0.00	\$0.00	0.00
01 4967 480 000 1	TITLE IV-A NON-CAPITALIZED OPER PURCHASE	\$0.00	\$0.00	\$5,540.80	0.00
01 4967 480 000 2	TITLE IV-A NON-CAPITALIZED OPER PURCHASE	\$0.00	\$0.00	\$7,392.29	0.00
01 4967 670 000 1	TITLE IV A TRAVEL EXP-E	\$0.00	\$0.00	\$89.17	0.00
01 4967 670 000 2	TITLE IV A TRAVEL EXP-S	\$0.00	\$0.00	\$1,241.29	0.00
4967	TITLE IV A	\$0.00	\$1,325.61	\$31,048.67	0.00
01 4968 130 000 1	21ST CENTURY SALARY-E	\$0.00	\$0.00	\$0.00	0.00
01 4968 130 000 2	21ST CENTURY SALARY-S	\$0.00	\$0.00	\$0.00	0.00
01 4968 140 000 1	21ST CENTURY SALARY-E	\$41,326.00	\$0.00	\$35,876.67	86.81
01 4968 140 000 2	21ST CENTURY SALARY-S	\$16,500.00	\$0.00	\$6,549.50	39.69
01 4968 141 000 1	21ST CENTURY SUB SALARY-E	\$0.00	\$0.00	\$39.00	0.00
01 4968 141 000 2	21ST CENTURY SUB SALARY-S	\$0.00	\$0.00	\$0.00	0.00
01 4968 210 000 1	21ST CENTURY SOC. SEC.-E	\$3,161.00	\$0.00	\$2,747.54	86.92
01 4968 210 000 2	21ST CENTURY SOC. SEC.-S	\$1,000.00	\$0.00	\$501.03	50.10

Account Number	Account Description	Revised Budget	Expended During Month	Expenditures to Date	% of Budget
01 4968 220 000 1	21ST CENTURY RET. - E	\$3,539.00	\$0.00	\$1,670.23	47.19
01 4968 220 000 2	21ST CENTURY RET-S	\$1,000.00	\$0.00	\$481.59	48.16
01 4968 221 000 1	21ST CENTURY RET. - E	\$40.00	\$0.00	\$573.54	1,433.85
01 4968 221 000 2	21ST CENTURY RET-S	\$36.00	\$0.00	\$165.39	459.42
01 4968 230 000 1	21ST CENTURY HEALTH INS-E	\$0.00	\$0.00	\$0.00	0.00
01 4968 230 000 2	21ST CENTURY HEALTH INS-S	\$0.00	\$0.00	\$0.00	0.00
01 4968 318 000 1	21ST CENT CONT SERVICES-E	\$100.00	\$0.00	\$0.00	0.00
01 4968 318 000 2	21ST CENT CONT SERVICES-S	\$100.00	\$0.00	\$0.00	0.00
01 4968 319 000 1	PURCHASED SERVICE-ELEM.	\$0.00	\$0.00	\$0.00	0.00
01 4968 319 000 2	PURCHASED SERVICE-S	\$0.00	\$0.00	\$0.00	0.00
01 4968 350 000 1	21ST CENTURY ADVERTISING	\$0.00	\$0.00	\$0.00	0.00
01 4968 381 000 2	THRIVE POSTAGE	\$0.00	\$0.00	\$48.61	0.00
01 4968 410 000 1	21ST CENTURY SUPPLIES-E	\$1,614.00	\$0.00	\$0.00	0.00
01 4968 410 000 2	21ST CENTURY SUPPLIES - S	\$750.00	\$0.00	\$288.06	38.41
01 4968 460 000 1	21ST CENTURY HARDWARE-E	\$0.00	\$0.00	\$0.00	0.00
01 4968 460 000 2	21ST CENTURY HARDWARE-S	\$0.00	\$0.00	\$0.00	0.00
01 4968 480 000 1	THRIVE-NON-CAPITALIZED OPER PURCHASES	\$0.00	\$0.00	\$0.00	0.00
01 4968 480 000 2	THRIVE-NON-CAPITALIZED OPER PURCHASES	\$0.00	\$0.00	\$0.00	0.00
01 4968 670 000 1	21ST CENTURY TRAVEL EXPENSES-E	\$250.00	\$0.00	\$0.00	0.00
01 4968 670 000 2	21ST CENTURY TRAVEL EXPENSES-S	\$614.00	\$0.00	\$403.81	65.77
4968	TITLE IV, PART B NCLB 21ST CENT COMM LRN	\$70,030.00	\$0.00	\$49,344.97	70.46
01 6000 130 000 2	SUMMER SCHOOL STIPENDS	\$4,000.00	\$0.00	\$0.00	0.00
01 6000 210 000 2	SUMMER SCHOOL SOC SEC	\$250.00	\$0.00	\$0.00	0.00
01 6000 220 000 2	SUMMER SCHOOL RETIRE	\$250.00	\$0.00	\$0.00	0.00
01 6000 221 000 2	SUMMER SCHOOL RETIRE 1%	\$200.00	\$0.00	\$0.00	0.00
6000	SUMMER SCHOOL	\$4,700.00	\$0.00	\$0.00	0.00
01 8000 752 000 2	TRANSFERS TO ACTIVITY FUND	\$51,000.00	\$0.00	\$51,000.00	100.00
8000	TRANSFERS	\$51,000.00	\$0.00	\$51,000.00	100.00
01 9000 759 000 1	NON-PROGRAM TRANSFERS TO BUILDING FUND	\$0.00	\$0.00	\$0.00	0.00
9000	NON-PROGRAMMED EXPENDITURES	\$0.00	\$0.00	\$0.00	0.00
01	GENERAL FUND	\$12,088,768.00	\$845,803.43	\$6,266,344.83	51.94

Account Number	Account Description	Revised Budget	Expended During Month	Expenditures to Date	% of Budget
	Grand Total:	\$12,088,768.00	\$845,803.43	\$6,266,344.83	51.94

Duties of the School Board Treasurer

For the Month of March 2018

Board Treasurer, Carol Hammerlun

1. Register a bond or evidence of equivalent insurance coverage within 10 days of appointment
- CH ✓ 2. Review Monthly County Treasurer Tax Remittance Reports - March, 2018
- CH ✓ 3. Review Monthly Income/Expense Reports for all Funds - March, 2018
- CH ✓ 4. Review Monthly Payables Report - March-2018
- CH ✓ 5. Review Monthly Payroll Reports - March-2018
- ✓ 6. Compare Quarterly Market Value of Pledges to Cash Balances -
- N/A 7. Attend School Board Meetings as requested

Carol Hammerlun

Signature of Board Treasurer

4-9-18

Date