



HASTINGS  
PUBLIC SCHOOLS

Assuring the essential.  
Expanding the possible.

## Work Session

Thursday, October 16, 2025 @ 6:00 PM Central  
Board Room at HPS District Offices, 1515 W 8th St, Hastings, NE 68901

1. Roll Call -
2. Announcement - Becky Sullivan -
3. Welcome to HEA reps and guests - Becky Sullivan -
4. Review Board Norms/Goal - Becky Sullivan -
5. Board Report - Becky Sullivan -
6. SUPERINTENDENT'S REPORT - Dr. Christopher Prososki -
7. Approve commitment of funding for District Instrument replacement project - Dr. Christopher Prososki, Chris Schukei, and Rick Matticks -
8. Discuss, consider, and take all action necessary to approve the purchase of 2 Ford Expeditions - Lawrence Tunks -
9. Discuss, consider, and take all action necessary to approve purchase of a Policy Service - Dr. Christopher Prososki -
10. \*Consent Agenda - Dr. Thomas Szlanda -

11. OPPORTUNITY FOR PUBLIC TO BE HEARD - Becky Sullivan -

12. Reminders - Becky Sullivan -

13. Adjournment - Becky Sullivan -

**\*Closed Session:** If, during the course of the meeting, discussion of any item on the agenda should be held in a closed meeting, the board will conduct a closed meeting in accordance with the Nebraska Open Meetings Law.

**\*\*Sequence of Agenda:** The sequence of agenda topics is subject to change at the discretion of the board. Please arrive at the beginning of the meeting.

**\*\*\*Action Item:** The board reserves the right to take action on an item listed on the board agenda.

Students, staff, families and community will collaborate to maximize readiness for our student's college/career and citizenship. We will increase the rigor and relevance of each student's learning experience while meeting their academic and well-being needs.

# Hastings Public Schools

## Board of Education Norms

We will work to achieve consensus while valuing differences of opinion both within our Board and when considering the input of others.

We will conduct meetings and business in a manner that is fair and professional.

We will strive to ensure our decisions are congruent with the mission, vision, and strategic plan for the District.

Each member will be committed to the School Board process by attending meetings, being on time, coming prepared, adhering to the agenda (the President of the Board may adjust the order of the agenda to allow the fullest participation of the available members of the Board upon the request of a Board Member), *referencing Robert's Rules of Order*, and participating to their full potential.

We will gather the necessary data; seek expertise from within and outside of our District; and attempt to hear from any parent, student, or other community member in order to make wise decisions that reflect all stakeholders.

We will regularly and intentionally communicate with one another, the administration, faculty, staff, students, community, and the press to ensure information is shared openly and in a relevant, timely and appropriate manner.

We will also maintain confidentiality when necessary.

We will serve as advocates for K-12 public education within our community, as well as within the state of Nebraska.

We will recognize that, as community leaders, we will adhere to the character standards that are the core of our school: respect, responsibility, compassion, and honesty.

***Our collective and fundamental purpose is to assure all students acquire the knowledge, skills, and behaviors essential to be successful individuals and responsible citizens.***

## Final Rule: Child Nutrition Programs & Community Eligibility Provision (CEP) Increasing Options for Schools

This final rule amends the Community Eligibility Provision (CEP) regulations by lowering the minimum Identified Student Percentage (ISP) from 40 percent to 25 percent. Lowering the minimum ISP will give states and schools greater flexibility to offer meals to all enrolled students at no cost when financially viable. As a result of this rule, more schools are eligible to participate in CEP and experience the associated benefits, such as increasing students' access to healthy, no-cost school meals; eliminating unpaid meal charges; reducing stigma; and streamlining program administration and meal service operations. This rule is effective October 26, 2023.

The United States Department of Agriculture (USDA) does not have the authority to increase the multiplier beyond the current 1.6, so it will remain the same. Superintendents will continue to advocate for Congress to increase the CEP multiplier to expand the program and ensure it is financially viable for districts to participate. Additionally, superintendents are cognizant of CEP's impact on the availability of Free and Reduced Priced Lunch (FRPL) data and superintendents are working with partners in DC to identify alternative poverty measures that are not reliant on school meal programs for data. However, in response to recent concerns, it is important to note that FRPL does not determine Title I allocations. Those allocations are based on Small Area Income Poverty Estimate (SAIPE) data, which is pulled from the census.

Each School Food Authority (SFA) must maintain a non-profit school food service and observe the limitations on the use of nonprofit school food service revenues set forth in Section 210.14(a) and the limitations on any competitive school food service as set forth in Section 210.11(b). The SFA must limit its net cash resources to an amount that does not exceed 3 months average expenditures for its nonprofit school food service or such other amount as may be approved in accordance with Section 210.14 (b).

The United States Department of Agriculture (USDA) has released initial guidance on summer Electronic Benefits Transfer (EBT) eligibility, certification, and verification, which will begin in the summer of 2024. As a reminder, summer EBT was made permanent and nationwide by Congress in the FY23 omnibus package. The program will provide \$40 a month or \$120 total during the summer months to all students enrolled on the last day of the school year (Enrolled on May 17, 2024, at Southern Public Schools).

<b>National School Breakfast Program Reimbursement Rates: July 1, 2023 – June 30, 2024</b>				
Breakfast	Free	\$2.28		
	Reduced	\$1.98		
	Paid	\$0.38		
<b>National School Lunch Program Reimbursement Rates: July 1, 2023 – June 30, 2024</b>			Additional Qualifying 2 cents	Performance Based Incentive (*\$0.08 for SY23- 24)
Lunch	Free	\$4.25	\$4.27	\$0.08*
	Reduced	\$3.85	\$3.87	\$0.08*
	Paid	\$0.40	\$0.42	\$0.08*

Southern Public Schools = 68% Free/Reduced Lunch Percentage  
 51% ISP (Just the Free Lunch Percentage), 51% x 1.6 Multiplier = 81.6%  
 81.6% Reimbursed at the Free Rate = \$2.28 for Breakfast & \$4.25 for Lunch  
 18.4% Reimbursed at the Paid Rate = \$0.38 for Breakfast & \$0.40 for Lunch



September 18, 2025

Christopher Prosocki, Ed.D.  
Superintendent  
Hastings Public Schools

Dear Superintendent, Prosocki,

This letter is to inform you that we have received the Superintendent Evaluation policies and procedures for Hastings Public Schools which include the Evaluation documents that you submitted to the Nebraska Department of Education. These documents have been reviewed along with Board Policies 302.05 in accordance with NE REV STAT §79-318(5) (h) and 92 NAC Rule 10, Section 007.06. The submitted documents are compliant with requirements regarding the approval of certified employee evaluation policies. We have the date of the Hastings Public Schools Board of Education Minutes documented as 9/15/25.

The Hastings Public Schools, Superintendent Policy and Procedures, prior to this date will be replaced with the updated documents. The superintendent evaluation policies and procedures for the district will remain approved until your Board revises them. Revised policies and procedures must be submitted to the Department of Education for approval at the time of adoption.

If you have any questions regarding this letter or any of the applicable requirements of Rule 10, please feel free to contact me at your convenience.

Sincerely,

Sandra M. Suiter, EdD  
Accreditation Specialist  
Office of Accreditation, Certification, and Approval



**Historical Information  
for the School Financing  
Review Commission**

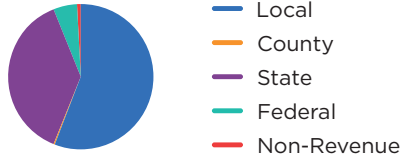
## **Table of Contents**

Statewide School District Revenue.....	3
Property Tax from Local Sources.....	4
Non-Nebraska Funding Sources.....	5-6
Historical General Fund Levy.....	7
Historical General Fund Levy - High/Low.....	8
General Fund Expenditures.....	9

# Statewide School District Revenue

## Attachment A

**2019-20**



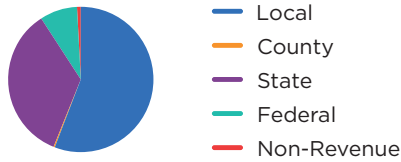
Source	Amount	Percentage
Local	\$2,297,168,410	55.89%
County	\$15,366,658	0.37%
State	\$1,557,166,469	37.89%
Federal	\$212,940,398	5.18%
Non-Revenue	\$27,592,085	0.67%
<b>Total</b>	<b>\$4,110,234,020</b>	<b>100.00%</b>

**2020-21**



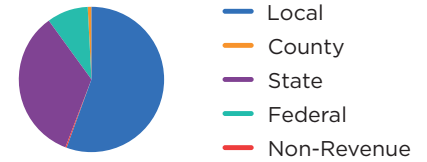
Source	Amount	Percentage
Local	\$2,363,879,788	55.67%
County	\$17,101,202	0.40%
State	\$1,539,923,259	36.27%
Federal	\$291,333,843	6.86%
Non-Revenue	\$33,902,880	0.80%
<b>Total</b>	<b>\$4,246,140,972</b>	<b>100.00%</b>

**2021-22**



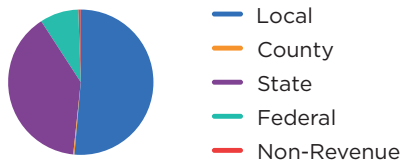
Source	Amount	Percentage
Local	\$2,486,459,569	55.86%
County	\$16,541,550	0.37%
State	\$1,547,377,234	34.76%
Federal	\$373,653,613	8.39%
Non-Revenue	\$26,998,542	0.61%
<b>Total</b>	<b>\$4,451,030,508</b>	<b>100.00%</b>

**2022-23**



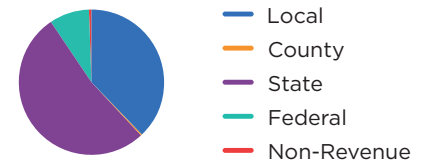
Source	Amount	Percentage
Local	\$2,611,304,298	55.60%
County	\$16,624,180	0.35%
State	\$1,602,757,904	34.13%
Federal	\$435,085,140	9.26%
Non-Revenue	\$30,789,703	0.66%
<b>Total</b>	<b>\$4,696,561,225</b>	<b>100.00%</b>

**2023-24**



Source	Amount	Percentage
Local	\$2,619,435,709	51.54%
County	\$17,168,617	0.34%
State	\$1,980,792,055	38.97%
Federal	\$439,056,320	8.64%
Non-Revenue	\$26,251,899	0.52%
<b>Total</b>	<b>\$5,082,704,600</b>	<b>100.00%</b>

**ESTIMATED 2024-25**

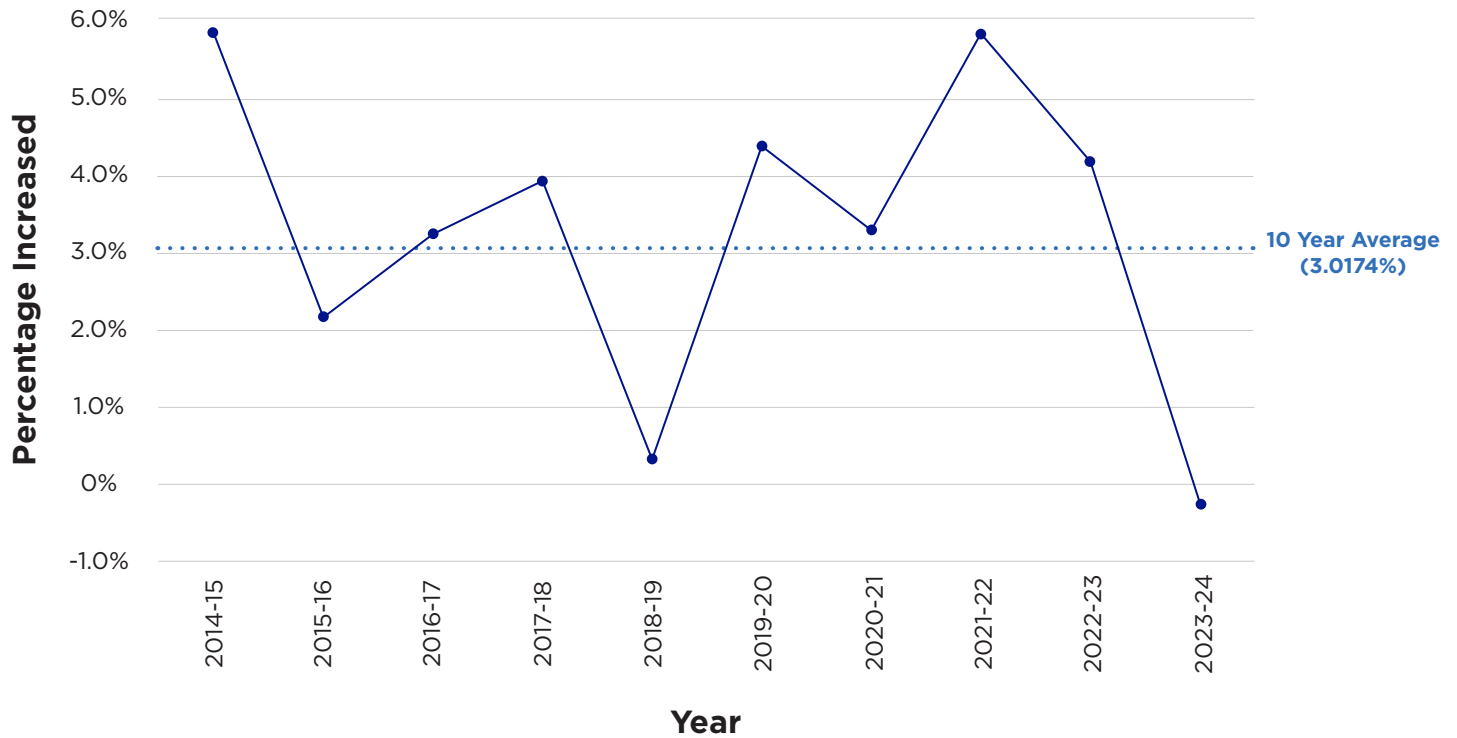


Source	Amount	Percentage
Local	\$2,012,968,055	37.79%
County	\$17,571,270	0.33%
State	\$2,802,358,544	52.60%
Federal	\$465,360,276	8.74%
Non-Revenue	\$29,107,022	0.55%
<b>Total</b>	<b>\$5,327,365,167</b>	<b>100.00%</b>

# Property Tax from Local Sources

## Attachment B

### Total General Fund Property Taxes Paid

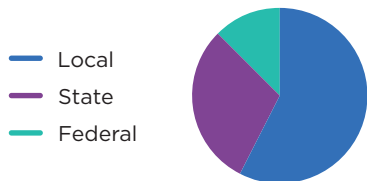


Year	Amount	Amount Increased	Percentage Increased
2013-14	\$1,672,058,895	N/A	N/A
2014-15	\$1,769,344,727	\$97,285,832	5.82%
2015-16	\$1,807,230,643	\$37,885,916	2.14%
2016-17	\$1,865,474,266	\$58,243,623	3.22%
2017-18	\$1,938,498,376	\$73,024,110	3.91%
2018-19	\$1,944,349,672	\$5,851,296	0.30%
2019-20	\$2,029,085,560	\$84,735,888	4.36%
2020-21	\$2,095,343,717	\$66,258,157	3.27%
2021-22	\$2,217,237,843	\$121,894,126	5.82%
2022-23	\$2,309,430,285	\$92,192,442	4.16%
2023-24	\$2,303,218,518	-\$6,211,767	-0.27%

# Non-Nebraska Funding Sources

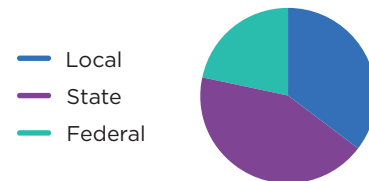
## Attachment C

### Nebraska Public School Funding



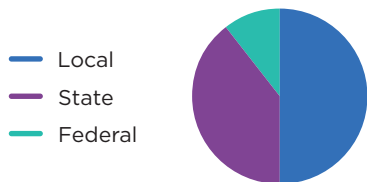
Source	Funding	Percentage
Local	\$3.09	58%
State	\$1.61	30%
Federal	\$0.66	12%
<b>Total Funding 2021-22</b>	<b>\$5.36B</b>	<b>100%</b>

### Arkansas Public School Funding



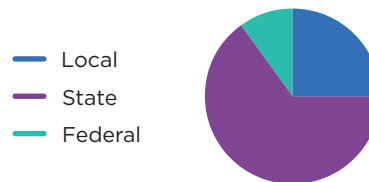
Source	Funding	Percentage
Local	\$2.36	35%
State	\$2.86	43%
Federal	\$1.43	22%
<b>Total Funding 2021-22</b>	<b>\$6.65B</b>	<b>100%</b>

### Colorado Public School Funding



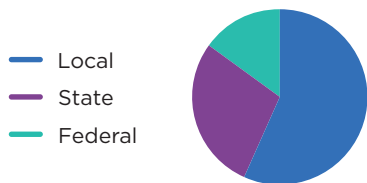
Source	Funding	Percentage
Local	\$7.22	50%
State	\$5.68	39%
Federal	\$1.52	11%
<b>Total Funding 2021-22</b>	<b>\$14.42B</b>	<b>100%</b>

### Kansas Public School Funding



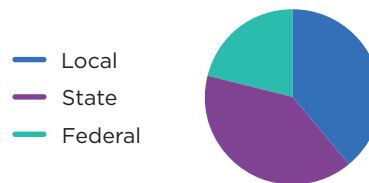
Source	Funding	Percentage
Local	\$1.96	25%
State	\$5.04	65%
Federal	\$0.77	10%
<b>Total Funding 2021-22</b>	<b>\$7.77B</b>	<b>100%</b>

### Missouri Public School Funding



Source	Funding	Percentage
Local	\$8.00	57%
State	\$3.97	28%
Federal	\$2.12	15%
<b>Total Funding 2021-22</b>	<b>\$14.09B</b>	<b>100%</b>

### Montana Public School Funding

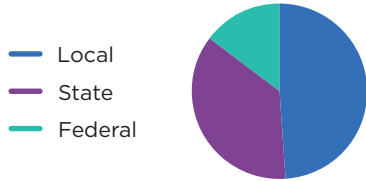


Source	Funding	Percentage
Local	\$0.92	39%
State	\$0.94	40%
Federal	\$0.50	21%
<b>Total Funding 2021-22</b>	<b>\$2.36B</b>	<b>100%</b>

# Non-Nebraska Funding Sources (Continued)

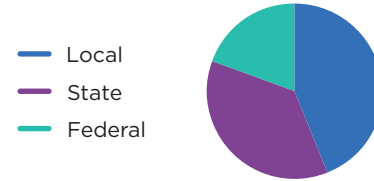
## Attachment C

### Ohio Public School Funding



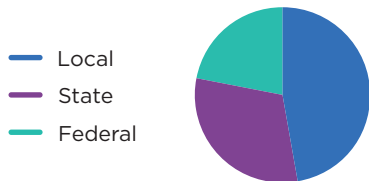
Source	Funding	Percentage
Local	\$14.73	49%
State	\$10.88	36%
Federal	\$4.38	15%
<b>Total Funding 2021-22</b>	<b>\$29.99B</b>	<b>100%</b>

### Oklahoma Public School Funding



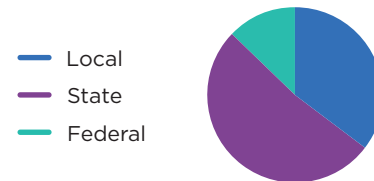
Source	Funding	Percentage
Local	\$3.26	37%
State	\$3.92	44%
Federal	\$1.73	19%
<b>Total Funding 2021-22</b>	<b>\$8.91B</b>	<b>100%</b>

### South Dakota Public School Funding



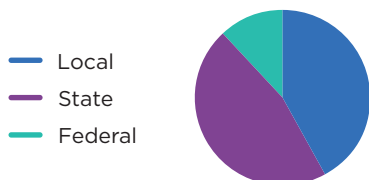
Source	Funding	Percentage
Local	\$0.95	47%
State	\$0.62	31%
Federal	\$0.44	22%
<b>Total Funding 2021-22</b>	<b>\$2.01B</b>	<b>100%</b>

### Utah Public School Funding



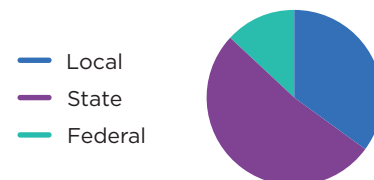
Source	Funding	Percentage
Local	\$2.85	36%
State	\$4.15	52%
Federal	\$1.02	13%
<b>Total Funding 2021-22</b>	<b>\$8.02B</b>	<b>100%</b>

### Wisconsin Public School Funding



Source	Funding	Percentage
Local	\$5.94	42%
State	\$6.46	46%
Federal	\$1.67	12%
<b>Total Funding 2021-22</b>	<b>\$14.07B</b>	<b>100%</b>

### Wyoming Public School Funding

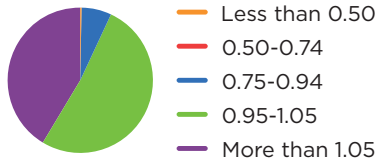


Source	Funding	Percentage
Local	\$0.72	35%
State	\$1.06	52%
Federal	\$0.27	13%
<b>Total Funding 2021-22</b>	<b>\$2.05B</b>	<b>100%</b>

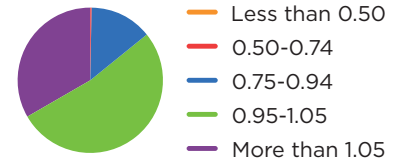
# Historical General Fund Levy

## Attachment D

**2000-01**



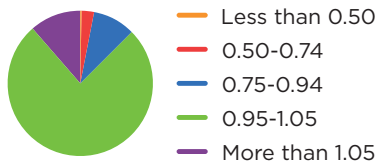
**2005-06**



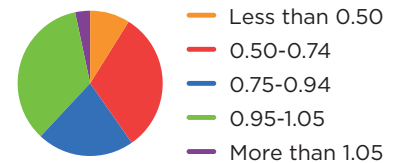
Amount of Levy	Number of Districts	Percentage
Less than 0.50	1	0.38%
0.50-0.74	0	0.00%
0.75-0.94	18	6.77%
0.95-1.05	137	51.50%
More than 1.05	110	41.35%
<b>Total Number of Districts with Levies</b>	<b>266</b>	<b>100.00%</b>

Amount of Levy	Number of Districts	Percentage
Less than 0.50	0	0.00%
0.50-0.74	1	0.40%
0.75-0.94	35	13.83%
0.95-1.05	133	52.57%
More than 1.05	84	33.20%
<b>Total Number of Districts with Levies</b>	<b>253</b>	<b>100.00%</b>

**2010-11**



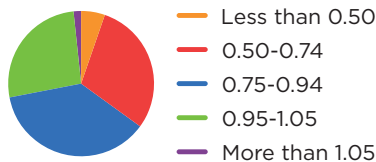
**2015-16**



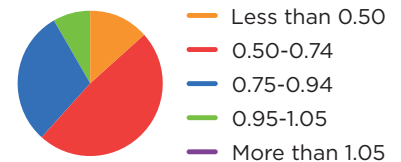
Amount of Levy	Number of Districts	Percentage
Less than 0.50	1	0.40%
0.50-0.74	7	2.79%
0.75-0.94	24	9.56%
0.95-1.05	191	76.10%
More than 1.05	28	11.16%
<b>Total Number of Districts with Levies</b>	<b>251</b>	<b>100.00%</b>

Amount of Levy	Number of Districts	Percentage
Less than 0.50	22	8.98%
0.50-0.74	77	31.43%
0.75-0.94	53	21.63%
0.95-1.05	85	34.69%
More than 1.05	8	3.27%
<b>Total Number of Districts with Levies</b>	<b>244</b>	<b>100.00%</b>

**2020-21**



**2024-25**



Amount of Levy	Number of Districts	Percentage
Less than 0.50	13	5.33%
0.50-0.74	73	29.92%
0.75-0.94	90	36.89%
0.95-1.05	64	26.23%
More than 1.05	4	1.64%
<b>Total Number of Districts with Levies</b>	<b>244</b>	<b>100.00%</b>

Amount of Levy	Number of Districts	Percentage
Less than 0.50	33	13.52%
0.50-0.74	118	48.36%
0.75-0.94	73	29.92%
0.95-1.05	20	8.20%
More than 1.05	0	0.00%
<b>Total Number of Districts with Levies</b>	<b>244</b>	<b>100.00%</b>

# Historical General Fund Levy - High/Low

## Attachment E

High Low

### 2000-01

**Hebron Public Schools**  
Agency ID: 85-0007-000

1.3947

**Hyannis Public Schools**  
Agency ID: 38-0011-000

0.7352

### 2005-06

**Clay Center Public Schools**  
Agency ID: 18-0070-000

1.4146

**Sioux County Public Schools**  
Agency ID: 83-0500-000

0.7657

### 2010-11

**Westside Community Schools**  
Agency ID: 28-0066-000

1.1803

**Humphrey Public Schools**  
Agency ID: 71-0067-000

0.4376

### 2015-16

**Westside Community Schools**  
Agency ID: 28-0066-000

1.1560

**Humphrey Public Schools**  
Agency ID: 71-0067-000

0.2766

### 2020-21

**Westside Community Schools**  
Agency ID: 28-0066-000

1.1820

**Elgin Public Schools**  
Agency ID: 02-0018-000

0.2785

### 2024-25

**Gering Public Schools**  
Agency ID: 79-0016-000

1.0499

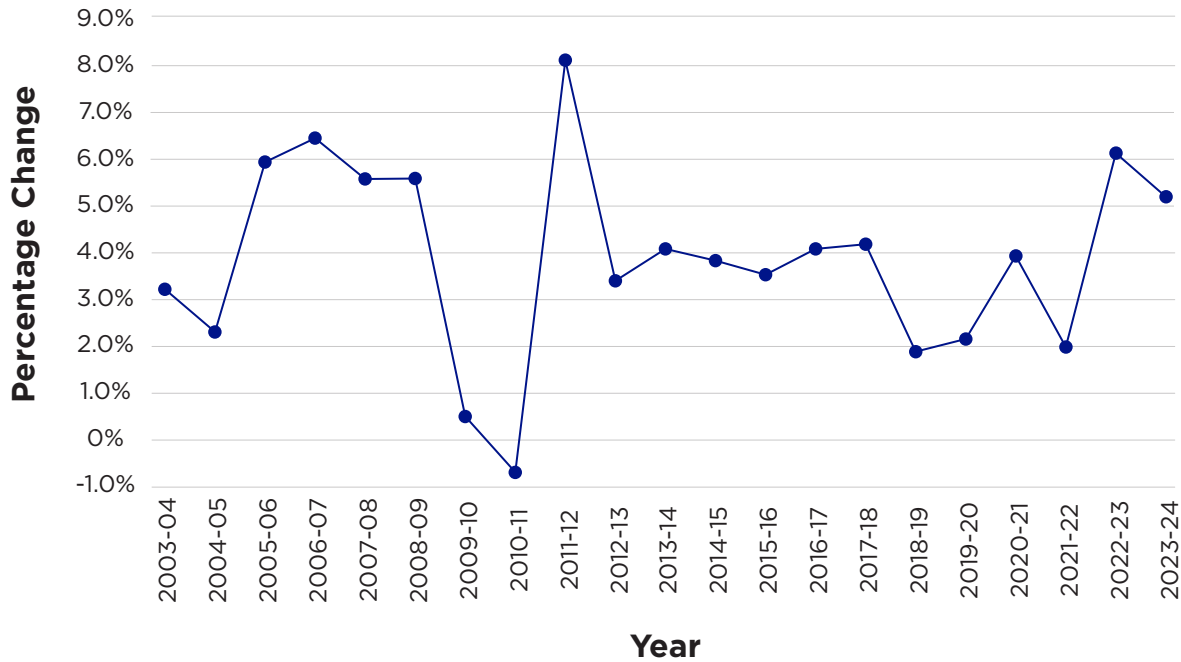
**Hyannis Public Schools**  
Agency ID: 38-0011-000

0.3158

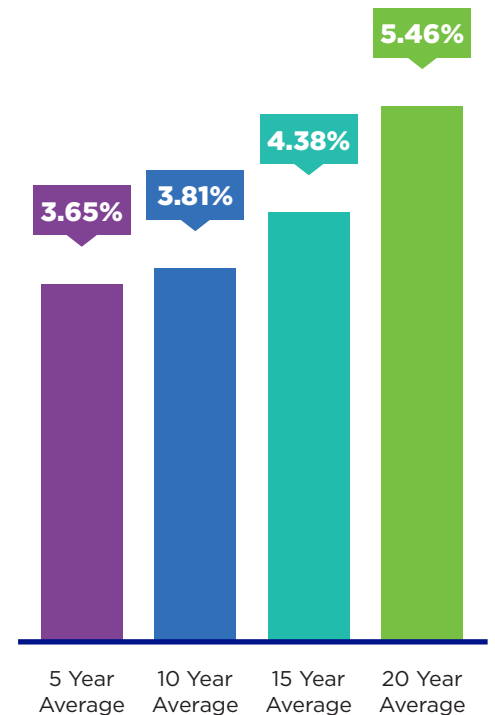
# General Fund Expenditures

## Attachment F

### Statewide General Fund Expenditure Change



Year	Amount	Percentage Change
2002-03	\$2,035,288,214	
2003-04	\$2,100,703,324	3.21%
2004-05	\$2,149,078,157	2.30%
2005-06	\$2,276,313,097	5.92%
2006-07	\$2,422,760,127	6.43%
2007-08	\$2,557,359,939	5.56%
2008-09	\$2,699,806,925	5.57%
2009-10	\$2,713,349,965	0.50%
2010-11	\$2,694,693,555	-0.69%
2011-12	\$2,912,651,648	8.09%
2012-13	\$3,011,462,008	3.39%
2013-14	\$3,134,152,879	4.07%
2014-15	\$3,253,797,423	3.82%
2015-16	\$3,368,423,690	3.52%
2016-17	\$3,505,497,027	4.07%
2017-18	\$3,651,751,951	4.17%
2018-19	\$3,720,371,638	1.88%
2019-20	\$3,800,293,031	2.15%
2020-21	\$3,949,260,272	3.92%
2021-22	\$4,027,371,178	1.98%
2022-23	\$4,273,246,824	6.11%
2023-24	\$4,494,548,516	5.18%



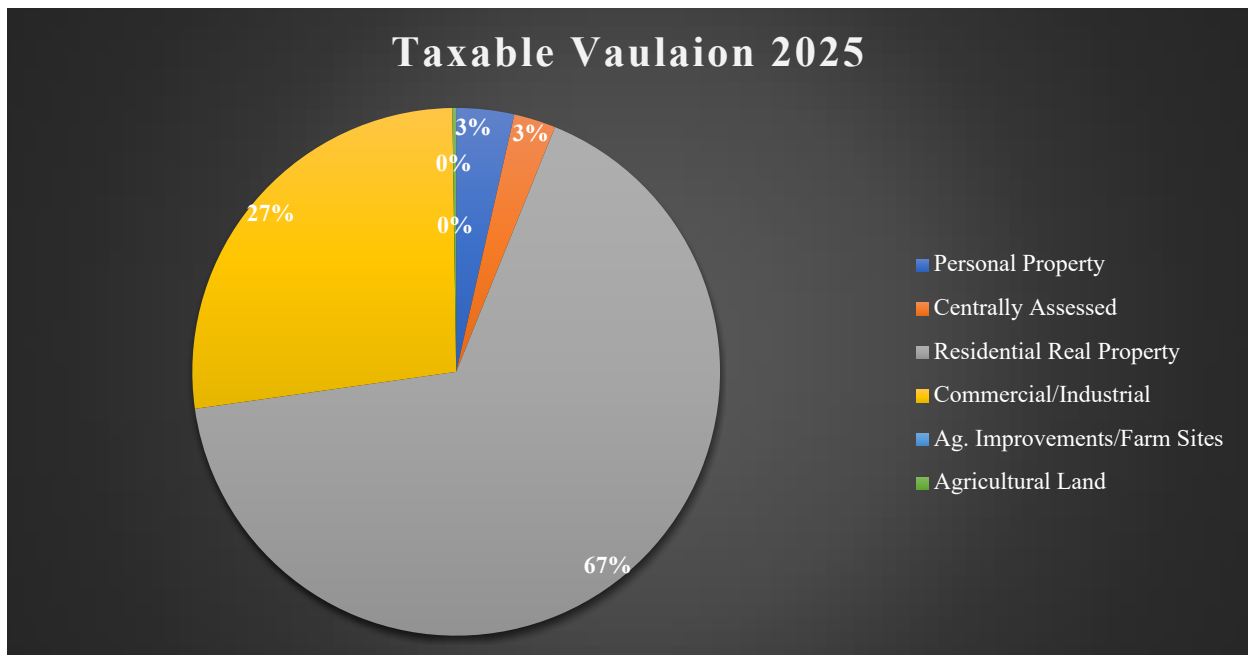
## Adjusted/Taxable Valuation 2025

Category	Amount	% of Taxable Valuation
Personal Property	\$58,175,560	3.05%
Centrally Assessed	\$45,337,726	2.38%
Residential Real Property	\$1,295,321,486	67.88%
Commercial/Industrial	\$504,422,916	26.43%
Ag. Improvements/Farm sites	\$175,454	0.00%
Agricultural Land	\$4,777,517	0.26%
<b>Total</b>	<b>\$1,908,210,659</b>	<b>100.00%</b>

**Source:** Nebraska Department of Revenue Property Assessment Division – 2025 Certified School Adjustment Value Report.

Adjusted value or taxable valuation used in this table as it is used for tax setting purposes by the County Board of Equalization. Adjusted valuation is what the state uses in calculating state aid. For purpose of state aid, ag land is adjusted to 72% of actual value and all other real property is adjusted to 96% of actual value.

Category	Definition
Personal Property	Any depreciable business equipment, no vehicles. (e.g., Combine, tractor, office equipment, etc.)
Centrally Assessed	Any railroad or public service entity such as pipelines or telecommunication companies, etc.
Residential Real Property	Any residence within the district, including agriculture residences. (e.g., House, garage, lot, or farm home site land)
Commercial/Industrial	Any valuation of real property classified as commercial and/or industrial. (e.g., Commercial business, industrial manufacturing, etc.)
Ag. Improvements/Farm sites	Any agriculture buildings and farm site land. (e.g., Barns, grain bins, etc.)
Agricultural Land	Any land used for agriculture or horticultural purposes. (e.g., Cropland or pasture land)



**Adjusted/Taxable Valuation History  
2021-2025**

<b>Tax Year</b>	<b>Personal Property</b>	<b>Centrally Assessed</b>	<b>Residential Real Property</b>	<b>Commercial/ Industrial</b>	<b>Ag. Improvements/ Farm Sites</b>	<b>Agricultural Land</b>	<b>Total</b>
2021	\$56,733,851	\$44,365,167	\$890,718,474	\$349,802,289	\$350,764	\$2,932,428	\$1,344,902,973
2022	\$63,143,935	\$44,978,281	\$986,264,522	\$359,835,483	\$338,363	\$3,177,855	\$1,457,738,439
2023	\$63,891,935	\$46,611,374	\$1,118,711,799	\$373,257,033	\$216,651	\$3,551,184	\$1,606,239,976
2024	\$62,519,464	\$45,298,788	\$1,176,497,804	\$476,612,926	\$166,852	\$4,199,636	\$1,765,295,470
2025	\$58,175,560	\$45,337,726	\$1,295,321,486	\$504,422,916	\$175,454	\$4,777,517	\$1,908,210,659

**Assessed Valuation History  
2021-2025**

<b>Tax Year</b>	<b>Adams County Valuation</b>	<b>% Change (Prior Year)</b>	<b>\$ Change (Prior Year)</b>
2021	\$1,302,676,394	3.92%	\$49,222,420
2022	\$1,440,642,233	10.59%	\$137,965,839
2023	\$1,571,009,886	9.04%	\$130,367,653
2024	\$1,750,296,212	11.41%	\$179,286,326
2025	\$1,862,229,887	6.34%	\$111,933,675



Preview Order A259 - K1J 4x4 Active Max: Order Summary Time of Preview: 09/04/2025 13:38:46 Receipt: NA

Dealership Name: Hastings Ford

Sales Code: F59489

Dealer Rep.	TANNER STERLING	Type	Fleet	Vehicle Line	Expedition	Order Code	A259
Customer Name	[REDACTED]	Priority Code	M3	Model Year	2026	Price Level	615

DESCRIPTION	MSRP	INVOICE DESCRIPTION	MSRP	INVOICE
K1J10 EXPEDITION ACTIVE MAX 4X4	\$68400	\$.3.73 RATIO REGULAR AXLE	\$0	\$0
TOTAL BASE VEHICLE	\$68400	\$63789 18" MACH ALUM WHL W/PNTD PKTS	\$0	\$0
OXFORD WHITE	\$0	\$0 CONN PKG: 1 YR INCL W/FORDPASS	\$0	\$0
XL CLOTH CAPT CHAIR SEATS	\$0	\$0 FRONT LICENSE PLATE BRACKET	\$0	\$0
ULTRA DARK SPACE GRAY	\$0	\$0 SPECIAL FLEET ACCOUNT CREDIT	\$0	\$-1881
EQUIPMENT GROUP 200A	\$0	\$0 FUEL CHARGE	\$0	\$13
.FORD CO-PILOT360 ASSIST 2.0	\$0	\$0 PRICED DORA	\$0	\$0
.3.5L ECOBOOST V6 ENGINE	\$0	\$0 ADVERTISING ASSESSMENT	\$0	\$0
.10SPD AUTO TRANS W/SLCTSHFT	\$0	\$0 DESTINATION & DELIVERY	\$2595	\$2595
P265/70R18E A/T BSW TIRES	\$0	\$0		
TOTAL BASE AND OPTIONS			MSRP \$70995	INVOICE \$66391
DISCOUNTS			NA	NA
TOTAL			\$70995	\$66391

ORDERING FIN: Q0097 END USER FIN: Q0097

\$62,805

Customer Name:  
Customer Address:

Customer Email:  
Customer Phone:

Customer Signature

Date

*This order has not been submitted to the order bank.*

*This is not an invoice.*



Preview Order 9000 - K1G 4x4 XL Max: Order Summary Time of Preview: 08/22/2025 15:51:55 Receipt: NA

Dealership Name: Kenesaw Motor Co.

Sales Code : F53651

Dealer Rep. JON DENKERT Type Fleet Vehicle Line Expedition Order Code 9000

Customer Name KHS Priority Code L3 Model Year 2026 Price Level 615

DESCRIPTION	MSRP	INVOICE DESCRIPTION	MSRP	INVOICE
K1G0 EXPEDITION XL MAX 4X4	\$61525	\$59065 18" MACH ALUM WHL W/PNTD PKTS	\$0	\$0
TOTAL BASE VEHICLE	\$61525	\$57373 CONN PKG: 1 YR INCL W/FORDPASS	\$0	\$0
OXFORD WHITE	\$0	\$0 PRICE CONCESSION INDICATOR	\$0	\$0
XL CLOTH CAPT CHAIR SEATS	\$0	\$0 REMARKS TRAILER	\$0	\$0
ULTRA DARK SPACE GRAY	\$0	\$0 FRONT LICENSE PLATE BRACKET	\$0	\$0
EQUIPMENT GROUP 102A	\$0	\$0 SPECIAL FLEET ACCOUNT CREDIT	\$0	\$-1692
.FORD CO-PILOT360 ASSIST 2.0	\$0	\$0 FUEL CHARGE	\$0	\$13
.3.5L ECOBOOST V6 ENGINE	\$0	\$0 PRICED DORA	\$0	\$0
.10SPD AUTO TRANS W/SLCTSHFT	\$0	\$0 ADVERTISING ASSESSMENT	\$0	\$0
P265/70R18E A/T BSW TIRES	\$0	\$0 DESTINATION & DELIVERY	\$2595	\$2595
.3.73 RATIO REGULAR AXLE	\$0	\$0		

	MSRP	INVOICE
TOTAL BASE AND OPTIONS	\$64120	\$59981
DISCOUNTS	NA	NA
TOTAL	\$64120	\$59981

\$57,481.

ORDERING FIN: QT254 END USER FIN: QT254

INCENTIVES

Acc. Code ID :10 Contract/Ref # :21-080T Bid Date :08/13/25State : NE

DISCOUNTS:

\$-2500.00

Customer Name:

Customer Email:

Customer Address:

Customer Phone:

Customer Signature

Date

*This order has not been submitted to the order bank.*

*This is not an invoice.*

**Administrative Resignation/Release/Retire(s)**

<b>Name</b>	<b>Assignment/Building</b>	<b>FTE</b>	<b>Effective</b>	<b>Replaces/Reason</b>
No Resignation/Release/Retire(s)				

**Administrative Transfer(s)**

<b>Name</b>	<b>Former Assignment/Building</b>	<b>New Assignment/Building</b>	<b>Effective</b>	<b>Replaces/Reason</b>
No Transfer(s)				

**Administrative New Hire(s)**

<b>Name</b>	<b>Assignment/FTE/Building</b>	<b>Effective</b>	<b>Degree/Level</b>	<b>College/University</b>	<b>Replaces/Reason</b>
No New Hire(s)					

**Certificated Resignation/Release(s)**

<b>Name</b>	<b>Assignment/Building</b>	<b>FTE</b>	<b>Effective</b>	<b>Replaces/Reason</b>
Kaci Kuszak	Grade 2/Lincoln	1.0	12/19/25	Rejected

**Certificated Transfer(s)**

<b>Name</b>	<b>Former Assignment/Building</b>	<b>New Assignment/Building</b>	<b>Effective</b>	<b>Replaces/Reason</b>
No Transfer(s)				

**Certificated New Hire(s)**

<b>Name</b>	<b>Assignment/FTE/Building</b>	<b>Effective</b>	<b>Degree/Level</b>	<b>College/University</b>	<b>Replaces/Reason</b>
Jennifer Prosocki	K-2 Special Education/Alcott	10/27/2025	MA09-11	University of Nebraska - Kearney	Cindy Hinrichs /Transfer

**Extra Standard Resignation/Release(s)**

<b>Name</b>	<b>Assignment/Building</b>	<b>Effective</b>	<b>Replaces/Reason</b>
No Resignation/Release/Retire(s)			

**Extra Standard Transfer(s)**

<b>Name</b>	<b>Former Assignment/Building</b>	<b>New Assignment/Building</b>	<b>Effective</b>	<b>Replaces/Reason</b>
No Transfer(s)				

**Extra Standard New Hire(s)**

<b>Name</b>	<b>Assignment/Building</b>	<b>Level</b>	<b>Effective</b>	<b>Replaces/Reason</b>
Aleijah Tomlinson	Assistant Girls Wrestling/Senior High	CAT III, Lvl 1	10/8/25	New Position

<b>Classified Resignation/Release(s)</b>					
<b>Name</b>	<b>Assignment/Building</b>		<b>FTE</b>	<b>Effective</b>	<b>Replaces/Reason</b>
Nick Cousens	Night Custodian/Senior High		1.0	9/23/25	Resign
Amanda Diaz Perez	Accounts Payable/Admin		1.0	10/3/25	Resign
Julie Didier	School Nurse/Lincoln		1.0	9/8/25	Release
Lori Hartwig	9 Month Bus Driver/Transportation		1.0	10/6/25	Resign
Javier Jimenez Sanchez	9 Month Bus Driver/Transportation		1.0	10/3/25	Resign
Barron Pearson	Night Custodian/Senior High		1.0	10/9/25	Resign
Elizabeth Streff	Skills 2 Paraeducator/Senior High		1.0	9/28/25	Release
Nadia Trausch	Title 1 Paraeducator/Lincoln		1.0	9/26/25	Resign
<b>Classified Transfer(s)</b>					
<b>Name</b>	<b>Former Assignment/Building</b>	<b>New Assignment/Building</b>	<b>FTE</b>	<b>Effective</b>	<b>Replaces/Reason</b>
Alicia O'Flanagan	Skills 3 Paraeducator/Longfellow	SPED Paraeducator/Longfellow	1.0	9/8/25	Danyelle Danburg/Resign
<b>Classified New Hire(s)</b>					
<b>Name</b>	<b>Assignment/Building</b>		<b>FTE</b>	<b>Effective</b>	<b>Replaces/Reason</b>
Associated Staffing	Skills 2 Paraeducator/Senior High		1.0	TBD	Elizabeth Streff /Release
Kelly Brodrick	Accounts Payable/Admin		1.0	TBD	Amanda Diaz Perez/Resign
Sarah Chei	Title 1 Paraeducator/Lincoln		1.0	10/13/25	Brianna Minihan /Transfer
Jamie Haverkamp	Inventory Clerk/Custodian/Maintenance		1.0	9/29/25	New Position
Gregory Jones	9 Month Bus Driver/Transportation		1.0	TBD	Javier Jimenez Sanchez/Resign
Hermione Lofton	Skills 3 Paraeducator/Longfellow		1.0	10/6/25	Alcia O'Flanagan /Transfer
Paisley Longoria	Skills 1 Paraeducator/Watson		1.0	TBD	Tracy Zabst/Resign
Rosalinda Pereda	EL Paraeducator/Longfellow		1.0	TBD	Grisel Sanchez /Resign
Ryan Voboril	Night Custodian/Senior High		1.0	8/25/25	Faith Cleveland /Release

<b>CERTIFICATED OPEN POSITIONS</b>		
<b>NAME</b>	<b>POSITION</b>	<b>RESIGNATION/TERM DATE</b>
HOPE MCMURTRY	HHS - SPED Resource	05-22-2026
AMANDA COLLINS TXFR to LONGFELLOW	HHS - Special Education Skills 3	04-30-2024
KACI KUZSAK	Lincoln = Grade 2	12-31-2025
BECKI KULWICKI	Lincoln - Instructional Facilitator	05-22-2025
PAM TILLMAN	School Psychologist	05-22-2025
0.5 FTE RHONDA MCBRIDE	School Psychologist	05-22-2025
EMILY HASS	Speech Language Pathologist	05-19-2023
JAMIE LEPANT	Speech Language Pathologist	05-19-2023
KELSEY STOKELY	Speech Language Pathologist	05-19-2023

<b>CLASSIFIED OPEN POSITIONS</b>		
<b>NAME</b>	<b>POSITION</b>	<b>RESIGNATION/TERM DATE</b>
ALYSSA TIMMERMAN	AL - School Nurse	5-22-2025
JULIE DIDIER	LI - School Nurse	9-8-2025
NADIA TRAUSCH	LI - Title Paraeducator	9-26-2025
	<b>LO - Skills 3 Paraeducator (NEW)</b>	
	<b>DIST - PART TIME BUS DRIVER (NEW)</b>	
CHANCE KRATZER	District Bus Monitor	5-22-2025
NICK COUSENS	SH - Night Custodian	9-23-2025
BARRON PEARSON	SH - Night Custodian	10-9-2025

<b>EXTRA-STANDARD OPEN POSITIONS</b>		
<b>NAME</b>	<b>POSITION</b>	<b>RESIGNATION/TERM DATE</b>
MEAGAN BLODGET	HHS - Assistant Swimming & Diving	09-29-2022
AARON OSWALD	HMS - Assistant Track	05-22-2025
	HMS - Assistant Girls Wrestling	
ANTHONY FAGIOLO	Vocal Music Learning Team Liaison	05-22-2025

**HPS HAS 65 ACTIVE SUBSTITUTES AS OF 10/10/25**