

**BENNINGTON PUBLIC SCHOOLS  
DOUGLAS COUNTY SCHOOL DISTRICT NO. 59  
BOARD OF EDUCATION REGULAR MEETING  
Monday, March 9, 2026 6:00 PM**

**Mission Statement**

*"The mission of Bennington Public Schools is to provide educational opportunities in a safe, caring environment that will prepare all students to meet the challenges of the future."*

- I. Call Meeting to Order
- II. Public Forum
- III. Consent Agenda (Note: Items on the consent agenda are considered routine and will be enacted under one motion. There will be no separate discussion of these items at the meeting unless a Board Member requests an item removed from the agenda for separate action.)
  - A. Approval of Agenda
  - B. Approval of Minutes of the Monday, February 16, 2026 - Regular Meeting
  - C. Presentation of March Bills for Approval and Payment
  - D. Personnel: Resignation(s) and Hiring of Personnel
- IV. Items Removed From the Consent Agenda for Separate Action
- V. Reports
  - A. Administrative Reports
  - B. Committee Report(s)
  - C. Coordinator Report
  - D. Spotlight Report
  - E. Lobbyist Report
- VI. Unfinished Business
- VII. New Business
  - A. Discuss, Consider, and Take Action on Curriculum and Personnel Proposals
  - B. Discuss, Consider, and Take Action on Bids for OPW Storm Sewer and Paving Project for the Second High School Project
  - C. Discuss, Consider, and Take Action on Technology Purchases
- VIII. Time and Date of Next Regular Meeting
- IX. Adjournment

**NOTICE:** COPY OF OPEN MEETINGS ACT: The Board of Education makes available at least one current copy of the Open Meetings Act posted in the meeting room at a location accessible to members of the public. The Act is posted on the wall of the Board room.

**INSTRUCTIONS FOR THOSE WHO WISH TO SPEAK DURING PUBLIC FORUM:** Getting Started: When it is your turn to speak during the public forum portion of the agenda, please come

forward to the table situated immediately in front of the Board, sign your name and address on the sign-in sheet and state your name to the Board of Education. Time Limit: You may speak only one time and must limit comments to 5 minutes or less. Personnel or Student Topic: If you are planning to speak about a personnel or student matter involving an individual, please understand that our policies require that such concerns initially be directed to the administration for consideration. Board members will generally not respond to any questions you ask or comments you may make about individual staff members or students. You are cautioned that slanderous comments are not protected just because they are made at the Board meeting. General Rules: Please remember that this is a public meeting for the conduct of business of the Board of Education. Offensive language, personal attacks and hostile conduct will not be tolerated.

BY: BENNINGTON PUBLIC SCHOOLS

**BENNINGTON PUBLIC SCHOOLS  
DOUGLAS COUNTY SCHOOL DISTRICT NO. 59  
BOARD OF EDUCATION REGULAR MEETING  
MONDAY, FEBRUARY 16, 2026 6:00 PM  
BENNINGTON DISTRICT BOARD ROOM**

**Posting Information: Notice published in the Daily Record on 02/13/2026. Notice of meeting posted on the District website. Agendas posted at all Bennington Public School buildings three days prior to the meeting date.**

Attendance Taken at 5:51 PM. Jeremy Dick: Present, Tim Dreessen: Absent, Kara Neuverth: Present, Joe Pick: Present, Steve Shannon: Present, Allyson Slobotski: Present.

**I. Call Meeting to Order-** Board President Allyson Slobotski called the meeting to order at 6:01 p.m. noting the meeting is governed by the Open Meetings Act, which is available on the south end of the room.

**II. Public Forum-** Two people from the public were present to speak.

**III. Consent Agenda-** Items on the consent agenda are considered routine and will be enacted under one motion. There will be no separate discussion of these items at the meeting unless a Board Member requests an item removed from the agenda for separate action. Approval of Agenda, Approval of Minutes of the Monday, January 12, 2026 - Regular Meeting Presentation of February Bills for Approval and Payment, Personnel: Resignation(s) and Hiring of Personnel.

**MOTION PASSED:** Motion to approve the consent agenda as presented, passed with a motion by Allyson Slobotski and a second by Jeremy Dick. Jeremy Dick: Yea, Kara Neuverth: Yea, Joe Pick: Yea, Steve Shannon: Yea, Allyson Slobotski: Yea

**February 2026 Personnel Notes:** **Certified Staff Hire:** Derrick Spooner- assistant principal at Bennington High School, Lori Zito- .5 school psychologist at Stratford Elementary, Mason Rodericks- math teacher at Bennington High School, Krista Bendell- principal at Bennington Elementary School, Tait Heimes- special education teacher at Bennington Elementary, Megan Spomer- elementary teacher at Bennington Elementary. **Classified Staff Hire:** Carma Plessing- paraprofessional at Bennington South and Bennington North Middle School, Anastasiia Bulat- paraprofessional at Anchor Pointe Elementary, Doug Kibbe- paraprofessional at Stratford Elementary, Lacy Rustin- 4 hour cook at Bennington High School. **Certified Staff Resignations:** Ross Berggren, Jennifer Rucker, Amanda Perkins, Rylee Reggio, Mickayla Hegy, Danielle Adams, Katy Huston, Nate Cain, Madeline Mandl, **Classified Staff Resignations:** Sakuntala Paudel, Chuck Matland, Hillary Cemer.

**IV. Items Removed from the Consent Agenda for Separate Action-** No items were removed from the Consent Agenda.

**V. Reports-** Elementary - Danielle Robb, Middle School - Lucas Apfelbeck, High School - None, Student Services - Dan Bombeck, CIA - Jimmy Feeney, Operations - Matt Blumenkamp, Superintendent - Aaron Plas. Committee Report: Building/Finance, Curriculum, Policy- None,

Coordinator – None, Spotlight - Department Leads - Leslie Fortin and Michael Spoehr  
Lobbyist - Julia Plucker.

## **VI. Unfinished Business**

**VI.A. Discuss, Consider, and Take Action on the 2027-28 School Calendar-** For the past several years the Board of Education has made it a practice of adopting calendars two years ahead of the school year. This gives the district an opportunity to schedule activities around parent-teacher conferences, work out any issues, and provides parents with opportunities to schedule family vacations.

**MOTION PASSED:** Motion to approve the 2027-28 school calendar as presented, passed with a motion by Allyson Slobotski and a second by Joe Pick. Jeremy Dick: Yea, Kara Neuverth: Yea, Joe Pick: Yea, Steve Shannon: Yea, Allyson Slobotski: Yea

## **VII. New Business**

### **VII.A. Discuss, Consider, and Take Action on Curriculum and Personnel Proposals-**

The Curriculum Committee has continued to review proposals that were highly prioritized by both the Curriculum/Proposal Committee and the Administrative/BOE Committee, including those with offsetting costs. The Curriculum Committee recommended the following high-ranking proposals for approval: 3.0 Special Education Teachers, 1.0 Mechanic.

**MOTION PASSED:** Motion to accept the recommendations by the Curriculum Committee for 2026-27 curriculum and personnel proposals #43 and #50 as outlined in the January 12, 2026, Curriculum Committee Report and pending 2026-27 budget approval, passed with a motion by Kara Neuverth and a second by Steve Shannon. Jeremy Dick: Yea, Kara Neuverth: Yea, Joe Pick: Yea, Steve Shannon: Yea, Allyson Slobotski: Yea

### **VII.B. Discuss, Consider, and Take Action on Omaha Public Works (OPW) Sanitary**

**Sewer Project Bids-** On January 22, 2026, Bennington Public Schools received bids for the Omaha Public Works (OPW) sanitary sewer construction work associated with the second high school project. This work will be completed with DLR Group providing construction administration, under the supervision of the City of Omaha, and in coordination with Bennington Public Schools. Several qualified general contractors submitted bids for this infrastructure scope. The total budget estimate identified during preconstruction for this work was \$657,631. Based on information from DLR, we recommended approval of the low bid from Thompson Construction for \$654,859, which is \$2,772 under the preconstruction budget for this item.

**MOTION PASSED:** Motion to award the bid contract to Thompson Construction for \$654,858.85 for OPW Off-Site Sanitary Sewer project associated with the second high school project, passed with a motion by Allyson Slobotski and a second by Jeremy Dick. Jeremy Dick: Yea, Kara Neuverth: Yea, Joe Pick: Yea, Steve Shannon: Yea, Allyson Slobotski: Yea

### **VII.C. Discuss, Consider, and Take Action on Bid Contracts for the Second High School**

**Project-** On November 20, 2025, 59 bid scopes were received spanning large amount of the project. Of those bids, three were approved during the December BOE meeting, 20 were approved in January, and the final 36 were up for consideration and approval. Hausmann Construction continues to work through three scopes that did not receive any bids. Based on information from DLR and Hausmann, we recommended approval of all bids as presented.

**MOTION PASSED:** Motion to award the bid contracts as presented for the second high school project, passed with a motion by Allyson Slobotski and a second by Joe Pick. Jeremy Dick: Yea, Kara Neuverth: Yea, Joe Pick: Yea, Steve Shannon: Yea, Allyson Slobotski: Yea

**VII.D. Discuss, Consider, and Take Action on 2026-27 Negotiated Agreement-** The Building/Finance Committee has been negotiating in good faith with the Bennington Education Association (BEA) over the last few months. They have reached a tentative agreement with the BEA and are unanimously recommending approval by the Board of Education.

**MOTION PASSED:** Motion to approve the Negotiated Agreement for the 2026-27 school year between the Bennington Board of Education and the Bennington Education Association, passed with a motion by Allyson Slobotski and a second by Steve Shannon. Jeremy Dick: Yea, Kara Neuverth: Yea, Joe Pick: Yea, Steve Shannon: Yea, Allyson Slobotski: Yea

**VII.E. Discuss, Consider, and Take Action on the Adoption of a New Grading Scale-** In the fall of 2025, the Curriculum Committee began reviewing the district's grading practices after discussing grading trends in nearby districts and expectations from colleges. As part of this work, the Committee conducted a Grading Scale Impact Study that looked at local and metro-area grading scales, college admissions practices, and the potential impact on students. The district recommended transitioning from a 7-point grading scale to a 10-point grading scale beginning with the 2026-2027 school year.

**MOTION PASSED:** Motion to approve the 10-point grading scale for Bennington Public Schools beginning with the 2026-2027 school year, passed with a motion by Steve Shannon and a second by Joe Pick. Jeremy Dick: Yea, Kara Neuverth: Yea, Joe Pick: Yea, Steve Shannon: Yea, Allyson Slobotski: Yea

#### **VII.F. EXECUTIVE SESSION to Discuss Support Staff and Administrative**

**Compensation-** The Negotiations Committee met on January 7th to discuss support staff and administrative compensation. The Administration and Negotiations Committee recommended salary increases for the 2026-27 school year.

**MOTION PASSED:** Motion to enter closed session at 7:25 p.m. for the purpose of holding a strategy session regarding collective bargaining as an executive session is clearly necessary for the protection of the public interest, passed with a motion by Steve Shannon and a second by Joe Pick. Jeremy Dick: Yea, Kara Neuverth: Yea, Joe Pick: Yea, Steve Shannon: Yea, Allyson Slobotski: Yea

The Board returned to Open Session at 7:47 p.m.

#### **VII.G. Discuss, Consider, and Take Action on Support Staff and Administrative**

**Compensation-** During the closed session, the BOE reviewed and discussed the proposed compensation for support staff and administrators. The Building/Finance Committee supported increasing compensation packages for support staff and administrators at or near the teacher compensation package of 4.04%. Compensation packages for support staff will increase by 4.04% and the administration compensation package will increase by 3.97%.

**MOTION PASSED:** Motion to approve the 2026-2027 salary and benefits proposal for support staff and administration as presented.

**VIII. Time and Date of Next Regular Meeting-** March 9, 2026, 6:00PM - District Office

**IX. Adjournment-** Motion to adjourn the meeting at 7:48 p.m. made by Allyson Slobotski, all in favor.

Jodi McCoy- Board of Education Recording Secretary

Vendor Name	Vendor Description	Amount
<b>GENERAL FUND CHECKING</b>		
A UNITED AUTOMATIC DOORS & GLASS, INC		\$182.50
A1 FLAGS POLES & REPAIR		\$703.75
ACCESS SYSTEMS LEASING		\$30,799.82
ACCESS SYSTEMS		\$867.43
ALGAE RESEARCH SUPPLY		\$62.65
AMAZON CAPITAL SERVICES		\$10,423.97
ARBOR FAMILY COUNSELING		\$12,345.00
Assmann, Kathryn		\$18.27
Backlund, Kellie		\$10.44
Biehler, Hallie		\$69.24
BLAIR COMMUNITY SCHOOLS		\$50.00
Blomenkamp, Matthew		\$242.15
Bombeck, Daniel		\$51.33
Bottorff, Alexandria		\$63.15
Bouaphakeo, Ann		\$91.79
BOUND TO STAY BOUND BOOKS		\$37.52
BOYS TOWN		\$11,400.00
BULK BOOKSTORE		\$393.00
CAPSAN		\$390.40
CAROLINA BIOLOGICAL SUPPLY COMPANY		\$254.51
CDW GOVERNMENT		\$1,106.00
CERRIS SYSTEMS		\$39,573.39
Christian, Jack		\$20.88
Coble-Obermeyer, Kristi		\$28.28
COLWELL, ARTHUR		\$194.40
COX BUSINESS		\$1,320.70
CULLIGAN		\$42.00
CUMMINS SALES AND SERVICE		\$8,012.95
DAILY RECORD, THE		\$386.66
DeHart, Melissa		\$122.89
DEMCO, INC		\$108.87
DOUGLAS COUNTY ASSESSOR/REGISTER OF DEEDS		\$50.00
DREY ROOFING		\$490.00
Eckholt, Erin		\$585.38
EIDE BAILLY LLP		\$6,842.14
ELECTRICITY, LLC		\$4,422.50
ELECTRONIC CONTRACTING COMPANY INC		\$390.00
EMBI TEC		\$566.00
ESU 2		\$12,504.44
ESU 3		\$23,086.83
FIBER PLATFORM, LLC		\$2,190.59
FILTER SHOP, INC		\$644.10
FIRST STUDENT, INC		\$29,216.41
Fitzgerald, Abby		\$62.35
FOLLETT CONTENT SOLUTIONS, LLC		\$1,049.38
GOPHER		\$146.41
GRAINGER		\$149.62
HARLOW'S SCHOOL BUS SERVICE, INC.		\$6,148.40
HD SUPPLY, INC.		\$10,406.22
HEGGERTY PHONEMIC AWARENESS		\$398.72
HILAND DAIRY, INC.		\$41.14
HY-VEE INC		\$741.57
I3 BANK		\$80.00
Ingram, Zavaire		\$40.38

<b>Vendor Name</b>	<b>Vendor Description</b>	<b>Amount</b>
INTERSTATE BATTERY SYSTEMS OF OMAHA		\$1,616.45
INTERSTATE POWER SYSTEMS, INC		\$5,928.58
J.W. PEPPER & SON, INC		\$176.00
JMN CONSTRUCTION LLC		\$1,750.00
Johanek, Jay		\$87.00
JOHN DEERE FINANCIAL		\$68.21
Jose, Terese		\$67.20
JUST FOR KIDS THERAPY INC		\$23,718.75
Kessell, Christopher		\$712.68
Korbel, Alysha		\$207.43
Lamberty, Gregory		\$240.70
Loptin, Robbie		\$53.65
LUKE McMILLAN MUSIC CO		\$2,030.00
MACKIN BOOK COMPANY		\$176.10
Mattson, Tara		\$36.25
MAXIM HEALTH CARE SERVICES		\$2,757.24
METAL DOORS & HARDWARE CO.		\$42.00
METROPOLITAN UTILITIES DISTRICT		\$22,987.00
MIDAMERICA BOOKS		\$679.55
MIDWEST BUS PARTS		\$75.43
Moore, Cherinda		\$110.93
NASCO		\$115.67
NEBRASKA COUNCIL OF SCHOOL ADMINISTRATORS		\$300.00
NEBRASKA DEPARTMENT OF EDUCATION		\$175.00
NEBRASKA FBLA		\$1,962.00
NEBRASKA PEDIATRIC PRACTICE INC		\$2,500.00
NEBRASKA SAFETY CENTER		\$125.00
NEBRASKA.GOV		\$145.50
NOREGON SYSTEMS, LLC		\$6,450.06
Ohlson, Calena		\$87.73
ONE SOURCE		\$602.90
OPPD		\$75,547.00
Panning, Emily		\$286.38
PERFORMANCE FOODSERVICE		\$59.83
PERRY LAW FIRM		\$3,645.00
PITNEY BOWES GLOBAL FINANCIAL SERVICES		\$723.33
PITNEY BOWES		\$161.01
Plas, Aaron		\$274.05
POPCO INC., DBA IDEAL PURE WATER		\$28.00
PORT-A-JOHNS INC		\$150.00
PRESTO-X		\$895.09
PRIME SECURED, INC		\$465.00
RADIO ENGINEERING INDUSTRIES		\$2,800.00
Reinwald, Alexander		\$95.70
RIVERSIDE INSIGHTS		\$686.40
ROCKLER WOODWORKING		\$50.00
RTG BUILDING SERVICES, INC		\$81,377.08
SAPP BROS., INC.		\$8,598.15
SCHOOL SPECIALTY LLC		\$759.68
SCOTT ENTERPRISES, INC.		\$585.27
SEAMS 2 EASY		\$231.68
Sindelar, Kathryn		\$137.03
SKILLSUSA INC		\$248.00
SKILLSUSA NEBRASKA		\$1,060.00
SPORTS FACILITY MAINTENANCE, LLC		\$400.00

Vendor Name	Vendor Description	Amount
STERICYCLE, INC		\$446.36
STEVE WEISS MUSIC		\$1,119.79
Stuart, Jyntri		\$293.92
SUMMIT FIRE PROTECTION CO.		\$1,380.00
TALACKO SAFETY SOLUTIONS		\$900.00
TEACHER DIRECT		\$341.92
TK ELEVATOR CORPORATION		\$1,558.02
Townsend, Jake		\$89.18
TRANE US INC		\$8,354.75
TY'S OUTDOOR POWER & SERVICE		\$144.35
Uchtman, Robert		\$44.95
Underwood, Sheryl		\$84.83
US BANK		\$9,973.98
USIC LOCATING SERVICES, LLC		\$129.48
VERIZON		\$397.98
VISITING NURSE HEALTH SERVICES		\$9,308.75
VOSS, DOUGLAS		\$1,727.00
WAYNE STATE COLLEGE		\$50.00
WEST MUSIC		\$1,526.47
WHC NE, LLC DBA ZTRIP		\$6,456.56
White, McKenzie		\$36.90
WM CORPORATE SERVICES, INC		\$8,518.42
Young, Norise		\$88.02
ZUM SERVICES INC.		\$1,308.00
Fund Number 01		<u>\$529,154.84</u>
Checking Account ID GENERAL		<u>\$529,154.84</u>
<b>SPECIAL BUILDING FUND - CHECKING</b>		
DLR GROUP		\$118,122.35
HAUSMANN CONSTRUCTION, INC		\$3,290,750.81
OLSSON ASSOCIATES		\$1,650.00
TERRACON CONSULTANTS INC		\$13,113.00
VIRCO INC		\$4,541.47
Fund Number 13		<u>\$3,428,177.63</u>
Checking Account ID SPECBLDG		<u>\$3,428,177.63</u>
<b>STUDENT FEE FUND</b>		
AGPARTS WORLDWIDE, INC		\$209.75
Fund Number 22		<u>\$209.75</u>
Checking Account ID STUDENTFEE		<u>\$209.75</u>

BPS Cash Flow Report  
 Regular; Processing Month 02/2026

Fund Number		Beginning Cash	Revenues	Expenses	Payables Change	Ending Cash
01	GENERAL FUND CHECKING	4,465,701.12	2,239,070.71	(4,207,914.03)	0.00	2,496,857.80
02	NUTRITION SERVICES	983,829.56	205,978.84	(236,612.22)	0.00	953,196.18
03	DEPRECIATION	150,046.63	42.25	0.00	0.00	150,088.88
04	SPECIAL BUILDING FUND - SAVINGS	63,465.10	15,902.97	0.00	0.00	79,368.07
05	UNEMPLOYMENT - SAVINGS	9,870.14	0.76	0.00	0.00	9,870.90
06	GENERAL - SAVINGS	862,233.04	868,948.33	0.00	0.00	1,731,181.37
08	BUSINESS ACCT	15,500.00	0.00	0.00	0.00	15,500.00
13	SPECIAL BUILDING FUND - CHECKING	100,007.53	40.04	(2,499,616.25)	0.00	100,039.04
14	BUILDING FUND - NLAf	52,608,325.89	136,004.09	0.00	0.00	50,244,722.26
15	QSC BONDS - NLAf	0.01	0.00	0.00	0.00	0.01
16	QSC BONDS -SAVINGS	30,712.21	2.36	0.00	0.00	30,714.57
18	GENERAL FUND CDARS	783,308.50	1,955.15	0.00	0.00	785,263.65
19	BUILDING FUND CDARS	380,593.68	949.99	0.00	0.00	381,543.67
20	DEPRECIATION CDARS	4,797,786.71	11,975.74	0.00	0.00	4,809,762.45
21	ACTIVITY FUND	611,807.60	38,090.97	(62,888.09)	0.00	587,010.48
22	STUDENT FEE FUND	73,623.58	568.98	0.00	0.00	74,192.56
24	QSC BONDS CDARS	656,579.07	1,638.85	0.00	0.00	658,217.92
25	BOND FUND	6,003,215.50	382,813.98	0.00	0.00	6,386,029.48
27	UNEMPLOYMENT CDARS	295,296.67	737.06	0.00	0.00	296,033.73
Grand Total:		72,891,902.54	3,904,721.07	(7,007,030.59)	0.00	69,789,593.02

Vendor Name	Vendor Description	Amount
NUTRITION SERVICES		
AMAZON CAPITAL SERVICES		\$67.48
BENNINGTON PUBLIC SCHOOLS FOUNDATION		\$1,000.00
BRENNMAR COMPANY		\$1,896.48
CINTAS CORPORATION		\$1,098.18
ELECTRICITY, LLC		\$145.00
GENERAL PARTS LLC		\$104.70
GREATER OMAHA REFRIGERATION		\$1,174.31
HILAND DAIRY, INC.		\$21,529.63
OMAHA STEAKS		\$5,600.96
PEPSICO		\$2,923.03
PERFORMANCE FOODSERVICE		\$96,968.51
ROTELLA'S ITALIAN BAKERY		\$4,594.32
SOL LEWIS ENGINEERING CO		\$255.00
US BANK		\$338.01
WALDINGER CORPORATION, THE		\$3,801.98
Watsabaugh, Tracy		\$89.18
Fund Number 02		<hr/> \$141,586.77
Checking Account ID HOTLUNCH		<hr/> \$141,586.77

Vendor Name	Vendor Description	Amount
ACTIVITY FUND		
ALZHEIMER'S ASSOCIATION		\$400.00
AMAZON CAPITAL SERVICES		\$1,334.76
ARCHIE, DANIEL		\$90.00
ARCHIE, JASMINE		\$180.00
ARNDT, BRAXTON		\$140.00
ART FX		\$2,812.50
BA, BAARK-WIND		\$125.00
BALKOVEC, ANDREW		\$270.00
BALKOVEC, STEVEN		\$180.00
BARTEK, MICHAEL		\$140.00
BECK, ADRIANNA		\$70.00
BELLEVUE WEST		\$348.00
BENNINGTON BOOSTERS CLUB		\$112.00
BOWERS, RYAN		\$90.00
BRINKER, DREW		\$90.00
BROWN, JAYDEN		\$360.00
BROWN, ROBERT		\$180.00
BSN SPORTS LLC		\$8,188.98
CALLAM SPORTS PHOTOGRAPHY		\$376.45
COLLINS SPORTS MEDICINE		\$801.18
COOLEY, STEVEN		\$120.00
DONALD, MORGAN		\$75.00
ELKHORN SOUTH HIGH SCHOOL		\$250.00
FORD, JAYSON		\$350.00
FORT CALHOUN HIGH SCHOOL		\$150.00
FULL COMPASS SYSTEMS, LTD		\$4,447.44
FULLER, VALERIE		\$40.00
Gonzalez, Bryan		\$90.00
GRETNA PUBLIC SCHOOLS		\$100.00
HAMPTON INN SCOTTSBLUFF		\$1,760.00
HARSTICK, JASON		\$200.00
HAUFF MID AMERICA SPORTS		\$4,336.70
HAY JAY COFFEE		\$500.00
HEIMANN, BOB		\$280.00
HEISE, CONNOR		\$155.00
HEISS, BEAU		\$250.00
HELLMAN, JASON		\$70.00
HIRZ, JACOB		\$75.00
HOLDORF, JAIMEY		\$630.00
HOLIDAY INN EXPRESS KEARNEY		\$1,521.00
HULSING, ELLIE		\$75.00
HY-VEE INC		\$1,882.32
IRVIN, CAMAUNI		\$25.00
ISAACS, DERIK		\$120.00
JC BIOMEDICAL INC		\$709.00
LARSON, NICK		\$420.00
LONG, DEWAYNE		\$70.00
LUETHJE, DARRICK		\$140.00
MAR, JACK		\$80.00
MAR, KEN		\$340.00
MARIAN HIGH SCHOOL		\$224.00
MARTIC, LEIGH ANN		\$40.00
MCCORD, TAYLOR		\$150.00
MEAD, LYLE		\$155.00
MIDWEST GMAX & TURF MAINTENANCE		\$550.00

Vendor Name	Vendor Description	Amount
MILLARD NORTH HIGH SCHOOL		\$362.00
MILLARD WEST HIGH SCHOOL		\$257.00
NE COUNCIL ON ECONOMIC EDUCATION		\$12.00
NEBRASKA CITY HIGH SCHOOL		\$25.00
NEBRASKA COACHES ASSOC		\$55.00
NSAA		\$832.02
NSDA NEBRASKA		\$140.00
O'MALLEY, ERIC		\$140.00
PIERCY, GARY		\$70.00
PLATTSMOUTH COMMUNITY SCHOOLS		\$90.09
PUSH PEDAL PULL, INC		\$2,294.15
REID, KWABI		\$180.00
SCHOLASTIC BOOK FAIRS - 8		\$1,583.52
SCHRAM, ROBERT		\$85.00
SHARP, CASSIDY		\$40.00
SIDZYIK, TY		\$120.00
SIMPLIFASTER INC		\$4,988.10
SPORTBOARDZ LLC		\$214.25
SPORTS SHOPPE, THE		\$1,117.00
SWAN, JARED		\$280.00
TB GRAPHIC DESIGN		\$160.00
THOMSEN, PEYTON		\$25.00
TOPPING, MADISON		\$75.00
TRINITY LUTHERAN SCHOOL		\$100.00
UNITED CANVAS & SLING, INC.		\$7,060.00
US BANK		\$4,888.63
VOSS, DOUGLAS		\$270.00
WALKER, MICHAEL		\$140.00
WARE, GARY		\$85.00
WILSON, BRIAN		\$85.00
WOLF, JACOB		\$200.00
ZIMMER, SCOTT		\$560.00
Fund Number 21		<hr/> \$63,203.09
Checking Account ID	ACTIVITY	<hr/> \$63,203.09

Regular; Beginning Month 02/2026; Processing Month 02/2026; Accounts to Include Accounts with Activity; Fund Number 21

Fund: 21 ACTIVITY FUND

<u>Chart of Account Number</u>	<u>Chart of Account Description</u>	<u>Beginning Balance</u>	<u>Expenses</u>	<u>Revenues</u>	<u>Balance Change</u>	<u>Balance</u>
21 765 0100	BHS Athletics	44,492.81	3,537.90	(461.46)	0.00	40,493.45
21 765 0101	BMS Athletics	58,217.74	0.00	1,591.59	0.00	59,809.33
21 765 0102	BSMS Athletics	23,026.28	0.00	1,998.24	0.00	25,024.52
21 765 0105	BHS Football	16,449.63	0.00	0.00	0.00	16,449.63
21 765 0110	BMS Football	(20,670.58)	0.00	0.00	0.00	(20,670.58)
21 765 0111	BHS Varsity Track	3,966.87	0.00	0.00	0.00	3,966.87
21 765 0112	BMS Track	(6,300.36)	0.00	0.00	0.00	(6,300.36)
21 765 0113	BHS Athletic Training	3,928.48	801.18	0.00	0.00	3,127.30
21 765 0114	BHS Uniforms	9,059.18	5,158.39	0.00	0.00	3,900.79
21 765 0115	BHS Volleyball	5,965.41	0.00	0.00	0.00	5,965.41
21 765 0116	BHS Lodging/Meals	(1,185.98)	1,810.44	253.73	0.00	(2,742.69)
21 765 0117	BHS Dues/Fees	1,743.49	0.00	0.00	0.00	1,743.49
21 765 0118	BHS Cross Country Club	1,859.07	0.00	0.00	0.00	1,859.07
21 765 0119	BHS Baseball	7,102.34	224.95	0.00	0.00	6,877.39
21 765 0120	BMS Volleyball	6,627.43	0.00	0.00	0.00	6,627.43
21 765 0121	BSMS Football	(7,022.53)	0.00	0.00	0.00	(7,022.53)
21 765 0122	BSMS Track	(106.38)	0.00	0.00	0.00	(106.38)
21 765 0123	BSMS Volleyball	3,223.92	0.00	0.00	0.00	3,223.92
21 765 0124	BSMS Boys' Basketball	752.54	0.00	0.00	0.00	752.54
21 765 0125	BHS Boys' Basketball	2,682.12	4,557.78	5,394.50	0.00	3,518.84
21 765 0130	BMS Boys' Basketball	(1,768.66)	0.00	0.00	0.00	(1,768.66)
21 765 0131	BHS Unified Track & Field	380.00	0.00	0.00	0.00	380.00
21 765 0132	BHS Unified Track & Field Club	74.24	0.00	0.00	0.00	74.24
21 765 0135	BHS Girls' Basketball	8,906.02	5,342.33	6,480.50	0.00	10,044.19
21 765 0140	BMS Girls' Basketball	(4,115.48)	900.00	591.00	0.00	(4,424.48)
21 765 0141	BHS Baseball Club	(405.75)	1,551.60	65.13	0.00	(1,892.22)
21 765 0142	BHS Volleyball Club	10,471.20	0.00	0.00	0.00	10,471.20
21 765 0143	BSMS Girls' Basketball	(247.30)	1,080.00	1,191.00	0.00	(136.30)
21 765 0145	BHS Cross Country	3,126.89	0.00	0.00	0.00	3,126.89
21 765 0146	BMS Cross Country	(2,341.05)	0.00	0.00	0.00	(2,341.05)
21 765 0147	BSMS Cross Country	(609.00)	0.00	0.00	0.00	(609.00)
21 765 0150	BHS Boys' Golf	5,219.73	0.00	0.00	0.00	5,219.73
21 765 0151	BHS Softball Club	1,212.70	0.00	0.00	0.00	1,212.70
21 765 0152	BHS Boys' Soccer	2,305.10	0.00	0.00	0.00	2,305.10
21 765 0153	BHS Boys' Soccer Fundraising	4,293.99	0.00	49.22	0.00	4,343.21
21 765 0155	BHS Girls' Golf	163.92	0.00	0.00	0.00	163.92

Regular; Beginning Month 02/2026; Processing Month 02/2026; Accounts to Include Accounts with Activity; Fund Number 21

Fund: 21      ACTIVITY FUND

<u>Chart of Account Number</u>	<u>Chart of Account Description</u>	<u>Beginning Balance</u>	<u>Expenses</u>	<u>Revenues</u>	<u>Balance Change</u>	<u>Balance</u>
21 765 0156	BHS Girls' Tennis	1,892.13	0.00	0.00	0.00	1,892.13
21 765 0164	BHS Girls' Soccer	4,067.33	0.00	143.00	0.00	4,210.33
21 765 0165	BHS Girls' Soccer Fundraising	4,164.90	303.63	0.00	0.00	3,861.27
21 765 0166	BHS Girls' Tennis Club	2,649.79	0.00	0.00	0.00	2,649.79
21 765 0180	BHS Wrestling	1,745.15	1,178.95	1,149.86	0.00	1,716.06
21 765 0185	BMS Wrestling	(5,127.77)	989.25	733.00	0.00	(5,384.02)
21 765 0186	BSMS Wrestling	(1,570.25)	602.95	300.00	0.00	(1,873.20)
21 765 0190	BHS Girls' Softball	3,670.26	0.00	90.00	0.00	3,760.26
21 765 0191	BHS Unified Bowling	884.07	0.00	0.00	0.00	884.07
21 765 0192	BHS Boys' Golf Club	1,380.86	0.00	0.00	0.00	1,380.86
21 765 0193	BHS Girls' Golf Club	1,741.28	0.00	0.00	0.00	1,741.28
21 765 0194	BHS Unified Bowling Club	900.00	0.00	0.00	0.00	900.00
21 765 0195	BHS Track Club	12,716.29	14,634.10	0.00	0.00	(1,917.81)
21 765 0196	BHS Football Club	1,233.38	0.00	0.00	0.00	1,233.38
21 765 0197	BHS Wrestling Club	4,602.04	1,246.72	0.00	0.00	3,355.32
21 765 0200	BHS Band	12,086.73	447.73	0.00	0.00	11,639.00
21 765 0205	BHS Flag Corp	(2,208.48)	0.00	0.00	0.00	(2,208.48)
21 765 0210	BE Band Resale	73.56	0.00	0.00	0.00	73.56
21 765 0215	PC Band Resale	30.90	0.00	0.00	0.00	30.90
21 765 0220	HE Band Resale	5,875.60	321.73	27.00	0.00	5,580.87
21 765 0221	AP Band Resale	998.48	0.00	0.00	0.00	998.48
21 765 0300	BHS Dance Team	2,787.20	638.40	505.00	0.00	2,653.80
21 765 0355	BHS Varsity Cheerleading	12,564.08	225.00	3,024.00	0.00	15,363.08
21 765 0425	BHS Prom	11,395.83	0.00	0.00	0.00	11,395.83
21 765 0450	BHS Skills USA/VICA	870.27	0.00	0.00	0.00	870.27
21 765 0501	BHS B-Club	222.58	0.00	0.00	0.00	222.58
21 765 0505	PC Student Council	82.86	0.00	0.00	0.00	82.86
21 765 0510	HE Student Council	974.25	0.00	0.00	0.00	974.25
21 765 0511	AP Student Council	443.29	0.00	0.00	0.00	443.29
21 765 0512	SE Student Council	504.07	0.00	0.00	0.00	504.07
21 765 0550	BE Miscellaneous	13,882.13	0.00	208.97	0.00	14,091.10
21 765 0555	BE Yearbook	1,629.23	0.00	0.00	0.00	1,629.23
21 765 0556	DIST Elementary Spanish	(428.20)	0.00	0.00	0.00	(428.20)
21 765 0557	PC Miscellaneous	18,554.39	0.00	3,281.18	0.00	21,835.57
21 765 0558	PC Yearbook	50.60	0.00	0.00	0.00	50.60
21 765 0559	DIST Washington DC Trip	4,639.24	1,353.50	1,458.82	0.00	4,744.56

Regular; Beginning Month 02/2026; Processing Month 02/2026; Accounts to Include Accounts with Activity; Fund Number 21

Fund: 21 ACTIVITY FUND

<u>Chart of Account Number</u>	<u>Chart of Account Description</u>	<u>Beginning Balance</u>	<u>Expenses</u>	<u>Revenues</u>	<u>Balance Change</u>	<u>Balance</u>
21 765 0560	HE Miscellaneous	10,481.32	0.00	249.37	0.00	10,730.69
21 765 0561	AP Miscellaneous	15,518.39	0.00	199.38	0.00	15,717.77
21 765 0566	AP Yearbook	1,420.00	0.00	0.00	0.00	1,420.00
21 765 0567	SE Miscellaneous	6,998.94	0.00	199.37	0.00	7,198.31
21 765 0568	SE Yearbook	734.30	0.00	0.00	0.00	734.30
21 765 0590	BE Student Council	1,287.33	0.00	0.00	0.00	1,287.33
21 765 0600	BHS FBLA	5,598.04	412.00	545.52	0.00	5,731.56
21 765 0601	BMS FBLA	91.00	0.00	0.00	0.00	91.00
21 765 0651	BHS Play Production	1,361.07	0.00	50.00	0.00	1,411.07
21 765 0652	BHS Speech	(83.03)	1,515.42	12.00	0.00	(1,586.45)
21 765 0700	BHS Foreign Language Club (Spanish)	844.08	0.00	0.00	0.00	844.08
21 765 0720	BHS French	428.76	0.00	240.39	0.00	669.15
21 765 0750	BHS Journalism	380.01	0.00	0.00	0.00	380.01
21 765 0800	BHS Miscellaneous	33,729.31	3,127.39	474.20	0.00	31,076.12
21 765 0801	BHS Robotics	1,961.82	0.00	0.00	0.00	1,961.82
21 765 0802	BHS Quiz Bowl	2,536.04	100.00	0.00	0.00	2,436.04
21 765 0803	BMS Robotics	92.00	0.00	0.00	0.00	92.00
21 765 0804	BHS Multi Cultural Club	4,766.87	0.00	0.00	0.00	4,766.87
21 765 0805	BHS Boys' Youth Basketball	2,565.25	1,395.24	0.00	0.00	1,170.01
21 765 0806	BHS Outdoor Club	2,208.14	0.00	0.00	0.00	2,208.14
21 765 0807	BHS Key Club	3,542.74	0.00	60.00	0.00	3,602.74
21 765 0809	BHS National Honor Society	508.98	0.00	0.00	0.00	508.98
21 765 0811	BHS Prism Club	47.40	0.00	0.00	0.00	47.40
21 765 0815	DIST Landscaping Fund	314.47	0.00	0.00	0.00	314.47
21 765 0820	BHS Environmental Science	103.33	0.00	0.00	0.00	103.33
21 765 0825	BHS Girls' Youth Basketball	2,879.55	2,999.62	0.00	0.00	(120.07)
21 765 0830	BHS PSAT/AP	6,059.82	0.00	0.00	0.00	6,059.82
21 765 0835	BHS Drivers' Education	353.00	0.00	0.00	0.00	353.00
21 765 0845	BMS Yearbook	3,145.56	0.00	0.00	0.00	3,145.56
21 765 0846	BSMS Yearbook	4,505.41	0.00	0.00	0.00	4,505.41
21 765 0860	BMS Engineering	1,343.45	0.00	0.00	0.00	1,343.45
21 765 0865	BHS Engineering	517.92	0.00	0.00	0.00	517.92
21 765 0870	BMS Leadership Group	63.86	0.00	0.00	0.00	63.86
21 765 0871	BSMS Service Club	(78.00)	0.00	0.00	0.00	(78.00)
21 765 0872	BMS Service Club	589.27	0.00	0.00	0.00	589.27
21 765 0875	DIST Wellness	2,393.23	0.00	150.00	0.00	2,543.23

Regular; Beginning Month 02/2026; Processing Month 02/2026; Accounts to Include Accounts with Activity; Fund Number 21

Fund: 21      ACTIVITY FUND

<u>Chart of Account Number</u>	<u>Chart of Account Description</u>	<u>Beginning Balance</u>	<u>Expenses</u>	<u>Revenues</u>	<u>Balance Change</u>	<u>Balance</u>
21 765 0880	DIST Facilities Use	89,636.07	578.99	4,618.75	0.00	93,675.83
21 765 0890	BHS Student Senate	28,631.20	1,872.20	0.00	0.00	26,759.00
21 765 0891	BMS Student Senate	879.05	105.77	0.00	0.00	773.28
21 765 0892	BMS Cooking Club	1,573.66	0.00	15.00	0.00	1,588.66
21 765 0893	BMS Miscellaneous	7,838.88	0.00	228.37	0.00	8,067.25
21 765 0894	BSMS Student Senate	1,106.53	0.00	0.00	0.00	1,106.53
21 765 0895	BSMS Cooking Club	1,060.27	0.00	0.00	0.00	1,060.27
21 765 0896	BSMS Miscellaneous	7,398.35	0.00	199.38	0.00	7,597.73
21 765 0900	BHS Music	4,227.79	0.00	0.00	0.00	4,227.79
21 765 0910	BHS Musical	9,853.16	2,177.51	0.00	0.00	7,675.65
21 765 0916	BMS Music Resale	211.19	0.00	20.00	0.00	231.19
21 765 0917	BSMS Music Resale	308.00	0.00	0.00	0.00	308.00
21 765 0950	BHS Vocational	183.96	0.00	0.00	0.00	183.96
21 765 0952	BHS Art Lab	710.39	0.00	0.00	0.00	710.39
21 765 0955	BHS Shop	1,664.95	0.00	182.46	0.00	1,847.41
21 765 0970	HS Library	1,246.63	0.00	0.00	0.00	1,246.63
21 765 0971	PC Library	7,264.61	353.59	1,365.82	0.00	8,276.84
21 765 0972	SE Library	3,748.50	34.80	0.00	0.00	3,713.70
21 765 0975	BE Library	2,858.66	0.00	0.00	0.00	2,858.66
21 765 0976	AP Library	5,369.32	0.00	14.65	0.00	5,383.97
21 765 0995	HE Library	5,130.52	0.00	0.00	0.00	5,130.52
21 765 0996	BMS Library	5,775.63	618.89	716.25	0.00	5,872.99
21 765 0997	BSMS Library	1,486.16	690.14	426.20	0.00	1,222.22
21 765 1410	Interest	3,978.39	0.00	49.58	0.00	4,027.97
Fund Total: 21		611,807.60	62,888.09	38,090.97	0.00	587,010.48

**Fund: 01 GENERAL FUND CHECKING**

<u>Account Number</u>	<u>Description</u>	<u>Revised Budget</u>	<u>During Month</u>	<u>To Date</u>
01 1370	PRESCHOOL TUITION AND FEES	0.00	5,862.50	34,300.00
01 1410	TRANS REC FROM INDIVIDUALS - REG	0.00	15,735.52	98,648.35
01 1510	INTEREST ON INVESTMENTS	0.00	208.77	789.28
01 1911	LOCAL LICENSE FEES	0.00	0.00	900.00
01 1990	OTHER LOCAL RECEIPTS	0.00	15,384.00	17,501.29
Subtotal: LOCAL RECIEPTS		0.00	37,190.79	152,138.92
01 3110	STATE AID	0.00	1,406,966.00	8,445,612.92
01 3120	SPECIAL ED PROGRAMS SCHOOL AGE	0.00	791,097.00	2,216,021.00
01 3400	STATE APPORTIONMENT	0.00	0.00	1,189,004.35
01 3535	PAYMENTS FOR HIGH ABLILITY LEARNERS	0.00	0.00	33,133.00
01 3551	CAREER EDUCATION	0.00	0.00	8,132.00
Subtotal: 3000		0.00	2,198,063.00	11,891,903.27
01 4505	TITLE I, PART A ESSA IMP BASIC PROG	0.00	0.00	205,349.00
01 4509	TITLE II, PART A ESSA EFFECT INSTRUCTION	0.00	0.00	32,724.00
01 4516	IDEA PRESCHOOL(619) BASE ALLOCATION	0.00	0.00	5,236.00
01 4518	IDEA Part B Base & Enrollment Poverty Allocation	0.00	0.00	685,341.00
01 4521	IDEA PART B PROPORTIONATE SHARE PART B L	0.00	0.00	27,267.00
01 4709	MEDICAID ADMINSTRATIVE ACTIVITIES	0.00	3,816.92	11,416.07
01 4969	TITLE IV, PART A	0.00	0.00	15,415.00
Subtotal: 4000		0.00	3,816.92	982,748.07
01 5301	INSURANCE ADJUSTMENTS	0.00	0.00	1,366.09
Subtotal: 5000		0.00	0.00	1,366.09
Fund Total:		0.00	2,239,070.71	13,028,156.35

**Fund: 02 NUTRITION SERVICES**

<u>Account Number</u>	<u>Description</u>	<u>Revised Budget</u>	<u>During Month</u>	<u>To Date</u>
02 1510	INTEREST ON INVESTMENTS	0.00	76.48	494.67
02 1620	DAILY SALES - NON-REIMB PROGRAMS	0.00	152,232.29	1,040,705.39
02 1990	MISCELLANEOUS LOCAL RECEIPTS	0.00	(1,000.00)	2,372.67
Subtotal: LOCAL RECIEPTS		0.00	151,308.77	1,043,572.73
02 3150	STATE REIMBURSEMENT(OF NUTRITION PROG)	0.00	0.00	3,605.47
Subtotal: 3000		0.00	0.00	3,605.47
02 4210	FEDERAL REIMBURSEMENT(OF NUTRIT PRGMS)	0.00	54,670.07	333,147.32
Subtotal: 4000		0.00	54,670.07	333,147.32
Fund Total:		0.00	205,978.84	1,380,325.52

**Fund: 03 DEPRECIATION**

<u>Account Number</u>	<u>Description</u>	<u>Revised Budget</u>	<u>During Month</u>	<u>To Date</u>
03 1510	INTEREST ON INVESTMENTS	0.00	42.25	1,152.86
Subtotal: LOCAL RECIEPTS		0.00	42.25	1,152.86
Fund Total:		0.00	42.25	1,152.86

**Fund: 04 SPECIAL BUILDING FUND - SAVINGS**

<u>Account Number</u>	<u>Description</u>	<u>Revised Budget</u>	<u>During Month</u>	<u>To Date</u>
04 1100	TAXES	0.00	15,875.15	54,692.13
04 1510	INTEREST ON INVESTMENTS	0.00	27.82	916.42
Subtotal: LOCAL RECIEPTS		0.00	15,902.97	55,608.55
04 5690	OTHER NON-REVENUE RECEIPTS	0.00	0.00	17,906.63
Subtotal: 5000		0.00	0.00	17,906.63
Fund Total:		0.00	15,902.97	73,515.18

**Fund: 05 UNEMPLOYMENT - SAVINGS**

<u>Account Number</u>	<u>Description</u>	<u>Revised Budget</u>	<u>During Month</u>	<u>To Date</u>
05 1510	INTEREST ON INVESTMENTS	0.00	0.76	6.70
	Subtotal: LOCAL RECIEPTS	0.00	0.76	6.70
	Fund Total:	0.00	0.76	6.70

**Fund: 06 GENERAL - SAVINGS**

<u>Account Number</u>	<u>Description</u>	<u>Revised Budget</u>	<u>During Month</u>	<u>To Date</u>
06 1100	TAXES	0.00	867,656.52	4,203,141.48
06 1510	INTEREST ON INVESTMENTS	0.00	1,291.81	4,415.55
	Subtotal: LOCAL RECIEPTS	0.00	868,948.33	4,207,557.03
	Fund Total:	0.00	868,948.33	4,207,557.03

**Fund: 13 SPECIAL BUILDING FUND - CHECKING**

<u>Account Number</u>	<u>Description</u>	<u>Revised Budget</u>	<u>During Month</u>	<u>To Date</u>
13 1510	INTEREST ON INVESTMENTS	0.00	40.04	128.43
	Subtotal: LOCAL RECIEPTS	0.00	40.04	128.43
13 5690	OTHER NON-REVENUE RECEIPTS	0.00	0.00	0.00
	Subtotal: 5000	0.00	0.00	0.00
	Fund Total:	0.00	40.04	128.43

**Fund: 14 BUILDING FUND - NLAF**

<u>Account Number</u>	<u>Description</u>	<u>Revised Budget</u>	<u>During Month</u>	<u>To Date</u>
14 1510	Interest on Investments	0.00	136,004.09	286,790.55
	Subtotal: LOCAL RECIEPTS	0.00	136,004.09	286,790.55
14 5100	Issuance of Bonds	0.00	0.00	47,723,218.06
	Subtotal: 5000	0.00	0.00	47,723,218.06
	Fund Total:	0.00	136,004.09	48,010,008.61

**Fund: 16 QSC BONDS -SAVINGS**

<u>Account Number</u>	<u>Description</u>	<u>Revised Budget</u>	<u>During Month</u>	<u>To Date</u>
16 1100	TAXES	0.00	0.00	1.89
16 1510	Interest on Investments	0.00	2.36	15.32
	Subtotal: LOCAL RECIEPTS	0.00	2.36	17.21
	Fund Total:	0.00	2.36	17.21

**Fund: 18 GENERAL FUND CDARS**

<u>Account Number</u>	<u>Description</u>	<u>Revised Budget</u>	<u>During Month</u>	<u>To Date</u>
18 1510	Interest on Investments	0.00	1,955.15	94,399.88
	Subtotal: LOCAL RECIEPTS	0.00	1,955.15	94,399.88
	Fund Total:	0.00	1,955.15	94,399.88

**Fund: 19 BUILDING FUND CDARS**

<u>Account Number</u>	<u>Description</u>	<u>Revised Budget</u>	<u>During Month</u>	<u>To Date</u>
19 1510	Interest on Investments	0.00	949.99	6,953.88
	Subtotal: LOCAL RECIEPTS	0.00	949.99	6,953.88
	Fund Total:	0.00	949.99	6,953.88

**Fund: 20 DEPRECIATION CDARS**

<u>Account Number</u>	<u>Description</u>	<u>Revised Budget</u>	<u>During Month</u>	<u>To Date</u>
20 1510	Interest on Investments	0.00	11,975.74	85,614.73
	Subtotal: LOCAL RECIEPTS	0.00	11,975.74	85,614.73
	Fund Total:	0.00	11,975.74	85,614.73

**Fund: 21 ACTIVITY FUND**

<u>Account Number</u>	<u>Description</u>	<u>Revised Budget</u>	<u>During Month</u>	<u>To Date</u>
21 1710 1510	Interest on Investments	0.00	49.58	333.78
21 1990 0100	BHS Athletics	0.00	(461.46)	(48,664.83)
21 1990 0101	BMS Athletics	0.00	1,591.59	11,091.59
21 1990 0102	BSMS Athletics	0.00	1,998.24	14,332.38
21 1990 0105	BHS Football	0.00	0.00	42,742.52

Fund: 21      **ACTIVITY FUND**

<u>Account Number</u>	<u>Description</u>	<u>Revised Budget</u>	<u>During Month</u>	<u>To Date</u>
21 1990 0110	BMS Football	0.00	0.00	702.00
21 1990 0111	BHS Varsity Track	0.00	0.00	1,549.05
21 1990 0113	BHS Athletic Training	0.00	0.00	7,789.87
21 1990 0114	BHS Uniforms	0.00	0.00	13,000.00
21 1990 0115	BHS Volleyball	0.00	0.00	13,559.10
21 1990 0116	BHS Lodging/Meals	0.00	253.73	10,253.73
21 1990 0117	BHS Dues/Fees	0.00	0.00	5.00
21 1990 0118	BHS Cross Country Club	0.00	0.00	8,674.00
21 1990 0119	BHS Baseball	0.00	0.00	500.00
21 1990 0120	BMS Volleyball	0.00	0.00	1,640.00
21 1990 0121	BSMS Football	0.00	0.00	1,944.75
21 1990 0123	BSMS Volleyball	0.00	0.00	2,457.00
21 1990 0124	BSMS Boys' Basketball	0.00	0.00	3,692.50
21 1990 0125	BHS Boys' Basketball	0.00	5,394.50	15,043.70
21 1990 0130	BMS Boys' Basketball	0.00	0.00	2,221.19
21 1990 0131	BHS Unified Track & Field	0.00	0.00	300.00
21 1990 0135	BHS Girls' Basketball	0.00	6,480.50	20,340.46
21 1990 0140	BMS Girls' Basketball	0.00	591.00	1,386.65
21 1990 0141	BHS Baseball Club	0.00	65.13	1,243.13
21 1990 0142	BHS Volleyball Club	0.00	0.00	(2,751.00)
21 1990 0143	BSMS Girls' Basketball	0.00	1,191.00	1,777.00
21 1990 0145	BHS Cross Country	0.00	0.00	2,453.60
21 1990 0146	BMS Cross Country	0.00	0.00	800.00
21 1990 0150	BHS Boys' Golf	0.00	0.00	3,000.00
21 1990 0151	BHS Softball Club	0.00	0.00	238.60
21 1990 0152	BHS Boys' Soccer	0.00	0.00	49.22
21 1990 0153	BHS Boys' Soccer Fundraising	0.00	49.22	2,421.84
21 1990 0155	BHS Girls' Golf	0.00	0.00	7,230.00
21 1990 0156	BHS Girls' Tennis	0.00	0.00	1,000.00
21 1990 0164	BHS Girls' Soccer	0.00	143.00	143.00
21 1990 0165	BHS Girls' Soccer Fundraising	0.00	0.00	862.14
21 1990 0180	BHS Wrestling	0.00	1,149.86	14,328.86
21 1990 0185	BMS Wrestling	0.00	733.00	1,752.50
21 1990 0186	BSMS Wrestling	0.00	300.00	2,567.00
21 1990 0190	BHS Girls' Softball	0.00	90.00	3,586.00
21 1990 0191	BHS Unified Bowling	0.00	0.00	630.00
21 1990 0193	BHS Girls' Golf Club	0.00	0.00	155.00
21 1990 0195	BHS Track Club	0.00	0.00	433.00
21 1990 0196	BHS Football Club	0.00	0.00	825.00
21 1990 0197	BHS Wrestling Club	0.00	0.00	2,288.68
21 1990 0200	BHS Band	0.00	0.00	11,740.00
21 1990 0220	HE Band Resale	0.00	27.00	3,030.00
21 1990 0221	AP Band Resale	0.00	0.00	723.00
21 1990 0300	BHS Dance Team	0.00	505.00	47,789.56
21 1990 0355	BHS Varsity Cheerleading	0.00	3,024.00	21,561.25
21 1990 0450	BHS Skills USA/VICA	0.00	0.00	200.00
21 1990 0512	SE Student Council	0.00	0.00	0.00
21 1990 0550	BE Miscellaneous	0.00	208.97	574.91
21 1990 0557	PC Miscellaneous	0.00	3,281.18	5,380.96
21 1990 0559	DIST Washington DC Trip	0.00	1,458.82	6,153.09
21 1990 0560	HE Miscellaneous	0.00	249.37	594.00
21 1990 0561	AP Miscellaneous	0.00	199.38	380.88
21 1990 0567	SE Miscellaneous	0.00	199.37	355.87
21 1990 0568	SE Yearbook	0.00	0.00	0.00
21 1990 0590	BE Student Council	0.00	0.00	586.31
21 1990 0600	BHS FBLA	0.00	545.52	6,924.68

**Fund: 21      ACTIVITY FUND**

<u>Account Number</u>	<u>Description</u>	<u>Revised Budget</u>	<u>During Month</u>	<u>To Date</u>
21 1990 0651	BHS Play Production	0.00	50.00	3,034.80
21 1990 0652	BHS Speech	0.00	12.00	128.00
21 1990 0720	BHS French	0.00	240.39	511.69
21 1990 0750	BHS Journalism	0.00	0.00	65.00
21 1990 0800	BHS Miscellaneous	0.00	474.20	19,184.57
21 1990 0801	BHS Robotics	0.00	0.00	1,911.00
21 1990 0802	BHS Quiz Bowl	0.00	0.00	1,723.70
21 1990 0804	BHS Multi Cultural Club	0.00	0.00	1,951.00
21 1990 0805	BHS Boys' Youth Basketball	0.00	0.00	694.41
21 1990 0807	BHS Key Club	0.00	60.00	60.00
21 1990 0825	BHS Youth Girls' Basketball	0.00	0.00	1,023.95
21 1990 0830	BHS PSAT/AP	0.00	0.00	2,457.00
21 1990 0845	BMS Yearbook	0.00	0.00	100.00
21 1990 0846	BSMS Yearbook	0.00	0.00	10.00
21 1990 0872	BMS Service Club	0.00	0.00	150.00
21 1990 0875	DIST Wellness	0.00	150.00	150.00
21 1990 0880	DIST Facilities Use	0.00	4,618.75	36,204.29
21 1990 0890	BHS Student Senate	0.00	0.00	6,090.00
21 1990 0892	BMS Cooking Club	0.00	15.00	2,215.00
21 1990 0893	BMS Miscellaneous	0.00	228.37	520.14
21 1990 0894	BSMS Student Senate	0.00	0.00	891.96
21 1990 0895	BSMS Cooking Club	0.00	0.00	(270.00)
21 1990 0896	BSMS Miscellaneous	0.00	199.38	476.36
21 1990 0900	BHS Music	0.00	0.00	2,039.00
21 1990 0910	BHS Musical	0.00	0.00	460.00
21 1990 0916	BMS Music Resale	0.00	20.00	198.00
21 1990 0917	BSMS Music Resale	0.00	0.00	293.00
21 1990 0952	BHS Art Lab	0.00	0.00	1,100.00
21 1990 0955	BHS Shop	0.00	182.46	697.46
21 1990 0971	PC Library	0.00	1,365.82	3,207.57
21 1990 0972	SE Library	0.00	0.00	2,540.01
21 1990 0975	BE Library	0.00	0.00	1,846.22
21 1990 0976	AP Library	0.00	14.65	722.84
21 1990 0995	HE Library	0.00	0.00	780.55
21 1990 0996	BMS Library	0.00	716.25	1,373.25
21 1990 0997	BSMS Library	0.00	426.20	1,261.15
Subtotal: LOCAL RECIEPTS		0.00	38,090.97	371,724.44
Fund Total:		0.00	38,090.97	371,724.44

**Fund: 22      STUDENT FEE FUND**

<u>Account Number</u>	<u>Description</u>	<u>Revised Budget</u>	<u>During Month</u>	<u>To Date</u>
22 1741 5100	Cooperative Loss	0.00	568.98	5,541.16
Subtotal: LOCAL RECIEPTS		0.00	568.98	5,541.16
Fund Total:		0.00	568.98	5,541.16

**Fund: 24      QSC BONDS CDARS**

<u>Account Number</u>	<u>Description</u>	<u>Revised Budget</u>	<u>During Month</u>	<u>To Date</u>
24 1510	Interest on Investments	0.00	1,638.85	11,262.60
Subtotal: LOCAL RECIEPTS		0.00	1,638.85	11,262.60
Fund Total:		0.00	1,638.85	11,262.60

**Fund: 25      BOND FUND**

<u>Account Number</u>	<u>Description</u>	<u>Revised Budget</u>	<u>During Month</u>	<u>To Date</u>
25 1100	Local Property Taxes	0.00	366,414.96	1,411,462.61
25 1510	Interest on Investments	0.00	16,399.02	157,452.11
Subtotal: LOCAL RECIEPTS		0.00	382,813.98	1,568,914.72

**Fund: 25 BOND FUND**

<u>Account Number</u>	<u>Description</u>	<u>Revised Budget</u>	<u>During Month</u>	<u>To Date</u>
	Fund Total:	0.00	382,813.98	1,568,914.72

**Fund: 27 UNEMPLOYMENT CDARS**

<u>Account Number</u>	<u>Description</u>	<u>Revised Budget</u>	<u>During Month</u>	<u>To Date</u>
27 1510	Interest on Investments	0.00	737.06	5,065.03
	Subtotal: LOCAL RECIEPTS	0.00	737.06	5,065.03
	Fund Total:	0.00	737.06	5,065.03

	<u>Revised Budget</u>	<u>During Month</u>	<u>To Date</u>
Grand Total:	0.00	3,904,721.07	68,850,344.33

Account Number	Account Description	Revised Budget	Expended During Month	Expenditures to Date	% of Budget	Balance at EOM	P/ O Outstanding	Unencumbered Balance
01	GENERAL FUND CHECKING							
1100	REGULAR INSTRUCTIONAL PROGRAMS							
01 1100 110 000	REG INSTR - SALARIES NON-INSTR DIST	45,066.00	3,349.09	20,717.01	45.97	24,348.99	0.00	24,348.99
01 1100 111 000	REG INSTR - SALARIES TEACHERS DIST	264,099.00	13,370.26	80,221.56	30.38	183,877.44	0.00	183,877.44
01 1100 111 001	REG INSTR - SALARIES TEACHERS BHS	4,082,548.00	314,034.99	1,905,553.37	46.68	2,176,994.63	0.00	2,176,994.63
01 1100 111 002	REG INSTR - SALARIES TEACHERS BE	1,336,533.00	101,688.29	619,371.99	46.34	717,161.01	0.00	717,161.01
01 1100 111 003	REG INSTR - SALARIES TEACHERS PC	2,254,739.00	173,216.39	1,039,298.34	46.09	1,215,440.66	0.00	1,215,440.66
01 1100 111 004	REG INSTR - SALARIES TEACHERS HE	1,710,860.00	118,203.37	754,844.75	44.12	956,015.25	0.00	956,015.25
01 1100 111 005	REG INSTR - SALARIES TEACHERS BMS	2,255,382.00	167,085.74	1,015,808.16	45.04	1,239,573.84	0.00	1,239,573.84
01 1100 111 006	REG INSTR - SALARIES TEACHERS AP	1,684,058.00	150,903.33	905,419.98	53.76	778,638.02	0.00	778,638.02
01 1100 111 007	REG INSTR - SALARIES TEACHERS SE	1,653,289.00	130,480.25	782,881.50	47.35	870,407.50	0.00	870,407.50
01 1100 111 008	REG INSTR - SALARIES TEACHERS BSMS	2,683,867.00	213,835.49	1,282,761.82	47.80	1,401,105.18	0.00	1,401,105.18
01 1100 112 001	REG INSTR - SALARIES INSTR AIDES BHS	22,943.00	2,259.38	13,587.66	59.22	9,355.34	0.00	9,355.34
01 1100 112 002	REG INSTR - SALARIES INSTR AIDES BE	0.00	0.00	0.00	0.00	0.00	0.00	0.00
01 1100 112 003	REG INSTR - SALARIES INSTR AIDES PC	0.00	0.00	0.00	0.00	0.00	0.00	0.00
01 1100 112 004	REG INSTR - SALARIES INSTR AIDES HE	0.00	0.00	0.00	0.00	0.00	0.00	0.00
01 1100 112 005	REG INSTR - SALARIES INSTR AIDES BMS	0.00	0.00	0.00	0.00	0.00	0.00	0.00
01 1100 112 006	REG INSTR - SALARIES INSTR AIDES AP	0.00	0.00	0.00	0.00	0.00	0.00	0.00
01 1100 112 007	REG INSTR - SALARIES INSTR AIDES SE	0.00	0.00	0.00	0.00	0.00	0.00	0.00
01 1100 112 008	REG INSTR - SALARIES INSTR AIDES BSMS	0.00	0.00	0.00	0.00	0.00	0.00	0.00
01 1100 120 001	REG INSTR - SUBS NON-INSTR BHS	7,829.00	1,014.65	5,073.25	64.80	2,755.75	0.00	2,755.75
01 1100 120 005	REG INSTR - SUBS NON-INSTR BMS	108.00	2,146.37	8,468.42	7,841.13	(8,360.42)	0.00	(8,360.42)
01 1100 120 008	SUBS NON-INSTR BSMS	0.00	0.00	0.00	0.00	0.00	0.00	0.00
01 1100 122 001	REG INSTR - SUB AIDES/ASST HS	632.00	0.00	0.00	0.00	632.00	0.00	632.00
01 1100 122 002	REG INSTR - SUB AIDES/ASST BE	275.00	0.00	79.92	29.06	195.08	0.00	195.08
01 1100 122 003	REG INSTR - SUB AIDES/ASST PC	0.00	0.00	0.00	0.00	0.00	0.00	0.00
01 1100 122 004	REG INSTR - SUB AIDES/ASST HE	0.00	0.00	0.00	0.00	0.00	0.00	0.00
01 1100 122 005	REG INSTR - SUB AIDES/ASST BMS	1,343.00	0.00	281.57	20.97	1,061.43	0.00	1,061.43
01 1100 122 006	REG INSTR - SUB AIDES/ASST AP	150.00	0.00	0.00	0.00	150.00	0.00	150.00
01 1100 122 007	REG INSTR - SUB AIDES/ASST SE	0.00	0.00	0.00	0.00	0.00	0.00	0.00
01 1100 122 008	REG INSTR - SUB AIDES/ASST BSMS	1,922.00	0.00	204.98	10.66	1,717.02	0.00	1,717.02
01 1100 123 000	REG INSTR - SUB TEACHERS DIST	0.00	0.00	4,200.00	0.00	(4,200.00)	0.00	(4,200.00)
01 1100 123 001	REG INSTR - SUB TEACHERS BHS	133,608.00	9,012.50	62,612.50	46.86	70,995.50	0.00	70,995.50
01 1100 123 002	REG INSTR - SUB TEACHERS BE	69,609.00	4,987.50	34,522.50	49.59	35,086.50	0.00	35,086.50
01 1100 123 003	REG INSTR - SUB TEACHERS PC	76,540.00	10,442.50	42,072.50	54.97	34,467.50	0.00	34,467.50
01 1100 123 004	REG INSTR - SUB TEACHERS HE	63,618.00	4,550.00	39,775.00	62.52	23,843.00	0.00	23,843.00
01 1100 123 005	REG INSTR - SUB TEACHERS BMS	67,148.00	4,390.00	33,177.50	49.41	33,970.50	0.00	33,970.50
01 1100 123 006	REG INSTR - SUB TEACHERS AP	69,088.00	3,850.00	27,912.50	40.40	41,175.50	0.00	41,175.50
01 1100 123 007	REG INSTR - SUB TEACHERS SE	60,138.00	2,975.00	25,812.50	42.92	34,325.50	0.00	34,325.50
01 1100 123 008	REG INSTR - SUB TEACHERS BSMS	91,680.00	7,175.00	40,267.50	43.92	51,412.50	0.00	51,412.50
01 1100 130 000	REG INSTR - OT SALARIES NON-INSTR DIST	8,903.00	1,025.23	4,621.67	51.91	4,281.33	0.00	4,281.33
01 1100 130 001	REG INSTR - OT SALARIES NON-INSTR BHS	0.00	0.00	0.00	0.00	0.00	0.00	0.00
01 1100 132 001	REG INSTR - OT SALARIES AIDES BHS	510.00	0.00	0.00	0.00	510.00	0.00	510.00
01 1100 132 002	REG INSTR - OT SALARIES INSTR AIDES BE	0.00	0.00	0.00	0.00	0.00	0.00	0.00
01 1100 132 003	REG INSTR - OT SALARIES INSTR AIDES PC	0.00	0.00	0.00	0.00	0.00	0.00	0.00
01 1100 132 004	REG INSTR - OT SALARIES INSTR AIDES HE	0.00	0.00	0.00	0.00	0.00	0.00	0.00
01 1100 132 006	REG INSTR - OT SALARIES INSTR AIDES AP	0.00	0.00	0.00	0.00	0.00	0.00	0.00
01 1100 132 007	REG INSTR - OT SALARIES INSTR AIDES SE	0.00	0.00	0.00	0.00	0.00	0.00	0.00
01 1100 132 008	REG INSTR - OT SALARIES INSTR AIDES BSMS	0.00	0.00	0.00	0.00	0.00	0.00	0.00
01 1100 150 000	REG INSTR - ADD'L COMP NON-INSTR DIST	0.00	7.26	43.56	0.00	(43.56)	0.00	(43.56)
01 1100 150 001	REG INSTR - ADD'L COMP NON-INSTR BHS	5,294.00	954.96	4,074.76	76.97	1,219.24	0.00	1,219.24
01 1100 150 005	REG INSTR - ADD'L COMP NON-INSTR BMS	107.00	105.00	190.00	177.57	(83.00)	0.00	(83.00)
01 1100 150 008	REG INSTR - ADD'L COMP NON-INSTR BSMS	628.00	0.00	490.00	78.03	138.00	0.00	138.00
01 1100 151 000	REG INSTR - ADD'L COMP TEACHERS DIST	3,883.00	264.49	1,586.94	40.87	2,296.06	0.00	2,296.06
01 1100 151 001	REG INSTR - ADD'L COMP TEACHERS BHS	550,287.00	47,500.46	270,003.46	49.07	280,283.54	0.00	280,283.54

Regular; Processing Month 02/2026

Account Number	Account Description	Revised Budget	Expended During Month	Expenditures to Date	% of Budget	Balance at EOM	P/ O Outstanding	Unencumbered Balance
01 1100 151 002	REG INSTR - ADD'L COMP TEACHERS BE	25,895.00	2,158.58	13,909.61	53.72	11,985.39	0.00	11,985.39
01 1100 151 003	REG INSTR - ADD'L COMP TEACHERS PC	39,138.00	2,871.77	19,313.92	49.35	19,824.08	0.00	19,824.08
01 1100 151 004	REG INSTR - ADD'L COMP TEACHERS HE	27,933.00	2,240.01	14,905.16	53.36	13,027.84	0.00	13,027.84
01 1100 151 005	REG INSTR - ADD'L COMP TEACHERS BMS	102,306.00	8,029.72	51,551.13	50.39	50,754.87	0.00	50,754.87
01 1100 151 006	REG INSTR - ADD'L COMP TEACHERS AP	29,651.00	2,423.60	16,795.60	56.64	12,855.40	0.00	12,855.40
01 1100 151 007	REG INSTR - ADD'L COMP TEACHERS SE	26,420.00	2,187.39	14,328.76	54.23	12,091.24	0.00	12,091.24
01 1100 151 008	REG INSTR - ADD'L COMP TEACHERS BSMS	114,427.00	9,721.04	62,005.94	54.19	52,421.06	0.00	52,421.06
01 1100 152 001	REG INSTR - ADD'L COMP AIDES BHS	113.00	6.41	38.46	34.04	74.54	0.00	74.54
01 1100 152 002	REG INSTR - ADD'L COMP AIDES BE	0.00	0.00	0.00	0.00	0.00	0.00	0.00
01 1100 152 003	REG INSTR - ADD'L COMP AIDES PC	0.00	0.00	0.00	0.00	0.00	0.00	0.00
01 1100 152 004	REG INSTR - ADD'L COMP AIDES HE	0.00	0.00	0.00	0.00	0.00	0.00	0.00
01 1100 152 005	REG INSTR - ADD'L COMP AIDES BMS	0.00	0.00	0.00	0.00	0.00	0.00	0.00
01 1100 152 006	REG INSTR - ADD'L COMP AIDES AP	0.00	0.00	0.00	0.00	0.00	0.00	0.00
01 1100 152 007	REG INSTR - ADD'L COMP AIDES SE	0.00	0.00	0.00	0.00	0.00	0.00	0.00
01 1100 152 008	REG INSTR - ADD'L COMP AIDES BSMS	0.00	0.00	0.00	0.00	0.00	0.00	0.00
01 1100 210 000	REG INSTR - GROUP INS NON-INSTR DIST	0.00	2.10	12.60	0.00	(12.60)	0.00	(12.60)
01 1100 211 000	REG INSTR - GROUP INS TEACHERS/PROF DIST	69,916.00	4,913.80	29,482.80	42.17	40,433.20	0.00	40,433.20
01 1100 211 001	REG INSTR - GROUP INS TEACHERS/PROF BHS	1,142,495.00	86,407.55	509,563.97	44.60	632,931.03	0.00	632,931.03
01 1100 211 002	REG INSTR - GROUP INS TEACHERS/PROF BE	390,514.00	30,458.55	191,796.72	49.11	198,717.28	0.00	198,717.28
01 1100 211 003	REG INSTR - GROUP INS TEACHERS/PROF PC	653,749.00	46,199.86	274,836.12	42.04	378,912.88	0.00	378,912.88
01 1100 211 004	REG INSTR - GROUP INS TEACHERS/PROF HE	448,336.00	35,092.75	205,396.74	45.81	242,939.26	0.00	242,939.26
01 1100 211 005	REG INSTR - GROUP INS TEACHERS/PROF BMS	449,833.00	36,854.78	220,982.76	49.13	228,850.24	0.00	228,850.24
01 1100 211 006	REG INSTR - GROUP INS TEACHERS/PROF AP	552,271.00	46,845.18	285,184.93	51.64	267,086.07	0.00	267,086.07
01 1100 211 007	REG INSTR - GROUP INS TEACHERS/PROF SE	485,281.00	38,012.66	228,075.96	47.00	257,205.04	0.00	257,205.04
01 1100 211 008	REG INSTR - GROUP INS TEACHERS/PROF BSMS	683,873.00	51,978.23	311,869.38	45.60	372,003.62	0.00	372,003.62
01 1100 212 001	REG INSTR - GROUP INS AIDES BHS	454.00	681.19	4,087.14	900.25	(3,633.14)	0.00	(3,633.14)
01 1100 212 002	REG INSTR - GROUP INS AIDES BE	0.00	0.00	0.00	0.00	0.00	0.00	0.00
01 1100 212 003	REG INSTR - GROUP INS AIDES PC	0.00	0.00	0.00	0.00	0.00	0.00	0.00
01 1100 212 004	REG INSTR - GROUP INS AIDES HE	0.00	0.00	0.00	0.00	0.00	0.00	0.00
01 1100 212 005	REG INSTR - GROUP INS AIDES BMS	0.00	0.00	0.00	0.00	0.00	0.00	0.00
01 1100 212 006	REG INSTR - GROUP INS AIDES AP	0.00	0.00	0.00	0.00	0.00	0.00	0.00
01 1100 212 007	REG INSTR - GROUP INS AIDES SE	0.00	0.00	0.00	0.00	0.00	0.00	0.00
01 1100 212 008	REG INSTR - GROUP INS AIDES BSMS	0.00	0.00	0.00	0.00	0.00	0.00	0.00
01 1100 220 000	REG INSTR - SOC SEC NON-INSTR DIST	4,645.00	371.53	2,159.77	46.50	2,485.23	0.00	2,485.23
01 1100 220 001	REG INSTR - SOC SEC NON-INSTR BHS	988.00	150.68	699.87	70.84	288.13	0.00	288.13
01 1100 220 005	REG INSTR - SOC SEC NON-INSTR BMS	0.00	172.23	662.37	0.00	(662.37)	0.00	(662.37)
01 1100 220 008	REG INSTR - SOC SEC NON-INSTR BSMS	0.00	0.00	37.51	0.00	(37.51)	0.00	(37.51)
01 1100 221 000	REG INSTR - SOC SEC TEACHERS DIST	21,127.00	1,055.87	6,335.14	29.99	14,791.86	0.00	14,791.86
01 1100 221 001	REG INSTR - SOC SEC TEACHERS BHS	363,421.00	27,474.87	162,226.03	44.64	201,194.97	0.00	201,194.97
01 1100 221 002	REG INSTR - SOC SEC TEACHERS BE	109,206.00	7,894.64	48,224.53	44.16	60,981.47	0.00	60,981.47
01 1100 221 003	REG INSTR - SOC SEC TEACHERS PC	179,696.00	13,581.47	81,695.49	45.46	98,000.51	0.00	98,000.51
01 1100 221 004	REG INSTR - SOC SEC TEACHERS HE	132,436.00	9,162.55	55,390.83	41.82	77,045.17	0.00	77,045.17
01 1100 221 005	REG INSTR - SOC SEC TEACHERS BMS	186,159.00	13,387.76	81,646.76	43.86	104,512.24	0.00	104,512.24
01 1100 221 006	REG INSTR - SOC SEC TEACHERS AP	130,901.00	11,444.07	68,813.75	52.57	62,087.25	0.00	62,087.25
01 1100 221 007	REG INSTR - SOC SEC TEACHERS SE	127,843.00	10,110.15	60,760.61	47.53	67,082.39	0.00	67,082.39
01 1100 221 008	REG INSTR - SOC SEC TEACHERS BSMS	218,536.00	17,009.87	102,145.52	46.74	116,390.48	0.00	116,390.48
01 1100 222 001	REG INSTR - SOC SEC AIDES BHS	1,835.00	169.73	1,020.76	55.63	814.24	0.00	814.24
01 1100 222 002	REG INSTR - SOC SEC AIDES BE	0.00	0.00	6.12	0.00	(6.12)	0.00	(6.12)
01 1100 222 003	REG INSTR - SOC SEC AIDES PC	0.00	0.00	0.00	0.00	0.00	0.00	0.00
01 1100 222 004	REG INSTR - SOC SEC AIDES HE	0.00	0.00	0.00	0.00	0.00	0.00	0.00
01 1100 222 005	REG INSTR - SOC SEC AIDES BMS	0.00	0.00	21.54	0.00	(21.54)	0.00	(21.54)
01 1100 222 006	REG INSTR - SOC SEC AIDES AP	0.00	0.00	0.00	0.00	0.00	0.00	0.00
01 1100 222 007	REG INSTR - SOC SEC AIDES SE	0.00	0.00	0.00	0.00	0.00	0.00	0.00
01 1100 222 008	REG INSTR - SOC SEC AIDES BSMS	134.00	0.00	15.68	11.70	118.32	0.00	118.32
01 1100 223 000	REG INSTR - SOC SEC SUB TEACHERS DIST	0.00	0.00	321.30	0.00	(321.30)	0.00	(321.30)



Regular; Processing Month 02/2026

Account Number	Account Description	Revised Budget	Expended During Month	Expenditures to Date	% of Budget	Balance at EOM	P/ O Outstanding	Unencumbered Balance
01 1100 271 008	REG INSTR - WORK COMP TEACHERS BSMS	0.00	0.00	0.00	0.00	0.00	0.00	0.00
01 1100 280 000	REG INSTR - HEALTH BEN NON-INSTR DIST	5,858.00	475.00	2,850.00	48.65	3,008.00	0.00	3,008.00
01 1100 281 000	REG INSTR - HEALTH BEN TEACHERS DIST	5,858.00	475.00	2,850.00	48.65	3,008.00	0.00	3,008.00
01 1100 281 001	REG INSTR - HEALTH BEN TEACHERS BHS	107,419.00	9,292.43	54,414.48	50.66	53,004.52	0.00	53,004.52
01 1100 281 002	REG INSTR - HEALTH BEN TEACHERS BE	76,208.00	4,727.95	28,851.84	37.86	47,356.16	0.00	47,356.16
01 1100 281 003	REG INSTR - HEALTH BEN TEACHERS PC	71,694.00	7,523.68	44,879.46	62.60	26,814.54	0.00	26,814.54
01 1100 281 004	REG INSTR - HEALTH BEN TEACHERS HE	50,186.00	3,346.53	19,992.64	39.84	30,193.36	0.00	30,193.36
01 1100 281 005	REG INSTR - HEALTH BEN TEACHERS BMS	95,364.00	7,512.41	45,074.46	47.27	50,289.54	0.00	50,289.54
01 1100 281 006	REG INSTR - HEALTH BEN TEACHERS AP	34,515.00	2,993.35	17,960.10	52.04	16,554.90	0.00	16,554.90
01 1100 281 007	REG INSTR - HEALTH BEN TEACHERS SE	45,500.00	4,380.12	26,280.72	57.76	19,219.28	0.00	19,219.28
01 1100 281 008	REG INSTR - HEALTH BEN TEACHERS BSMS	89,102.00	7,892.28	47,353.68	53.15	41,748.32	0.00	41,748.32
01 1100 320 002	REG INSTR - PROF ED SERVICES BE	0.00	0.00	0.00	0.00	0.00	0.00	0.00
01 1100 320 003	REG INSTR - PROF ED SERVICES PC	0.00	0.00	0.00	0.00	0.00	150.00	(150.00)
01 1100 320 004	REG INSTR - PROF ED SERVICES HE	0.00	0.00	0.00	0.00	0.00	0.00	0.00
01 1100 320 006	REG INSTR - PROF ED SERVICES AP	0.00	0.00	0.00	0.00	0.00	0.00	0.00
01 1100 320 007	REG INSTR - PROF ED SERVICES SE	0.00	0.00	0.00	0.00	0.00	0.00	0.00
01 1100 340 000	REG INSTR - OTHER PROF SERVICES DIST	0.00	0.00	0.00	0.00	0.00	0.00	0.00
01 1100 340 001	REG INSTR - OTHER PROF SERVICES BHS	0.00	0.00	0.00	0.00	0.00	0.00	0.00
01 1100 340 001 081	REG INSTR - PROF SERV VOCAL MUSIC BHS	0.00	0.00	222.00	0.00	(222.00)	0.00	(222.00)
01 1100 340 001 082	REG INSTR - PROF SERV INSTR MUSIC BHS	0.00	0.00	0.00	0.00	0.00	0.00	0.00
01 1100 340 002	REG INSTR - OTHER PROF SERVICES BE	0.00	0.00	0.00	0.00	0.00	0.00	0.00
01 1100 340 003	REG INSTR - OTHER PROF SERVICES PC	0.00	0.00	0.00	0.00	0.00	0.00	0.00
01 1100 340 004	REG INSTR - OTHER PROF SERVICES HE	105.00	0.00	0.00	0.00	105.00	0.00	105.00
01 1100 340 005	REG INSTR - OTHER PROF SERVICES BMS	0.00	0.00	0.00	0.00	0.00	0.00	0.00
01 1100 340 006	REG INSTR - OTHER PROF SERVICES AP	0.00	0.00	0.00	0.00	0.00	0.00	0.00
01 1100 340 007	REG INSTR - OTHER PROF SERVICES SE	0.00	0.00	0.00	0.00	0.00	0.00	0.00
01 1100 340 008	REG INSTR - OTHER PROF SERVICES BSMS	0.00	0.00	0.00	0.00	0.00	0.00	0.00
01 1100 440 001	REG INSTR - RENTALS BHS	0.00	0.00	0.00	0.00	0.00	0.00	0.00
01 1100 440 002	REG INSTR - RENTALS BE	0.00	0.00	0.00	0.00	0.00	0.00	0.00
01 1100 440 003	REG INSTR - RENTALS PC	0.00	0.00	0.00	0.00	0.00	0.00	0.00
01 1100 440 004	REG INSTR - RENTALS HE	0.00	0.00	0.00	0.00	0.00	0.00	0.00
01 1100 440 005	REG INSTR - RENTALS BMS	0.00	0.00	0.00	0.00	0.00	0.00	0.00
01 1100 440 006	REG INSTR - RENTALS AP	0.00	0.00	0.00	0.00	0.00	0.00	0.00
01 1100 440 007	REG INSTR - RENTALS SE	0.00	0.00	0.00	0.00	0.00	0.00	0.00
01 1100 440 008	REG INSTR - RENTALS BSMS	0.00	0.00	0.00	0.00	0.00	0.00	0.00
01 1100 550 000	REG INSTR - PRINTING DIST	62,797.00	1,079.96	28,735.74	45.76	34,061.26	0.00	34,061.26
01 1100 550 001	REG INSTR - PRINTING BHS	0.00	0.00	0.00	0.00	0.00	0.00	0.00
01 1100 550 002	REG INSTR - PRINTING BE	0.00	0.00	0.00	0.00	0.00	0.00	0.00
01 1100 550 003	REG INSTR - PRINTING PC	0.00	113.75	113.75	0.00	(113.75)	0.00	(113.75)
01 1100 550 004	REG INSTR - PRINTING HE	0.00	0.00	0.00	0.00	0.00	0.00	0.00
01 1100 550 005	REG INSTR - PRINTING BMS	780.00	0.00	0.00	0.00	780.00	0.00	780.00
01 1100 550 006	REG INSTR - PRINTING AP	0.00	0.00	0.00	0.00	0.00	0.00	0.00
01 1100 550 007	REG INSTR - PRINTING SE	0.00	0.00	110.97	0.00	(110.97)	0.00	(110.97)
01 1100 550 008	REG INSTR - PRINTING BSMS	0.00	0.00	0.00	0.00	0.00	0.00	0.00
01 1100 561 000	REG INSTR - TUIT PD OTHER DIST	72,477.00	0.00	0.00	0.00	72,477.00	0.00	72,477.00
01 1100 561 001	REG INSTR - TUIT PD OTHER DIST BHS	9,292.00	0.00	6,000.00	64.57	3,292.00	0.00	3,292.00
01 1100 561 005	REG INSTR - TUIT PD OTHER DIST BMS	0.00	0.00	0.00	0.00	0.00	0.00	0.00
01 1100 561 008	REG INSTR - TUIT PD OTHER DIST BSMS	0.00	0.00	0.00	0.00	0.00	0.00	0.00
01 1100 580 000	REG INSTR - TRAVEL & MILEAGE DIST	8,918.00	401.94	3,173.59	35.59	5,744.41	0.00	5,744.41
01 1100 580 001	REG INSTR - TRAVEL & MILEAGE BHS	155.00	0.00	181.16	116.88	(26.16)	0.00	(26.16)
01 1100 580 001 015	REG INSTR - TRAVEL & MILEAGE ENGLISH BHS	0.00	0.00	0.00	0.00	0.00	0.00	0.00
01 1100 580 001 016	REG INSTR - TRAVEL & MILEAGE JOURN BHS	0.00	0.00	0.00	0.00	0.00	0.00	0.00
01 1100 580 001 017	REG INSTR - TRAVEL & MILEAGE 1ACT/SP BHS	0.00	0.00	0.00	0.00	0.00	0.00	0.00
01 1100 580 001 020	REG INSTR - TRAVEL & MILEAGE SPANISH BHS	0.00	0.00	2,181.81	0.00	(2,181.81)	960.00	(3,141.81)
01 1100 580 001 021	REG INSTR - TRAVEL & MILEAGE FRENCH BHS	0.00	0.00	2,176.12	0.00	(2,176.12)	61.38	(2,237.50)





Regular; Processing Month 02/2026

Account Number	Account Description	Revised Budget	Expended During Month	Expenditures to Date	% of Budget	Balance at EOM	P/ O Outstanding	Unencumbered Balance
01 1100 610 001 020	REG INSTR - SUPPLIES SPANISH BHS	1,881.00	49.90	249.26	13.25	1,631.74	0.00	1,631.74
01 1100 610 001 021	REG INSTR - SUPPLIES FRENCH BHS	1,215.00	0.00	69.52	5.72	1,145.48	0.00	1,145.48
01 1100 610 001 030	REG INSTR - SUPPLIES SOC STUD BHS	2,011.00	0.00	238.02	11.84	1,772.98	0.00	1,772.98
01 1100 610 001 040	REG INSTR - SUPPLIES MATH BHS	8,550.00	0.00	59.99	0.70	8,490.01	0.00	8,490.01
01 1100 610 001 050	REG INSTR - SUPPLIES VOCATIONAL BHS	0.00	0.00	0.00	0.00	0.00	0.00	0.00
01 1100 610 001 051	REG INSTR - SUPPLIES BUSINESS BHS	2,072.00	0.00	161.70	7.80	1,910.30	0.00	1,910.30
01 1100 610 001 052	REG INSTR - SUPPLIES IND TECH BHS	6,054.00	1,081.72	3,847.12	65.72	2,206.88	131.79	2,075.09
01 1100 610 001 053	REG INSTR - SUPPLIES FCS BHS	8,232.00	304.00	4,299.37	52.23	3,932.63	0.00	3,932.63
01 1100 610 001 060	REG INSTR - SUPPLIES PE BHS	5,190.00	0.00	792.63	15.27	4,397.37	0.00	4,397.37
01 1100 610 001 070	REG INSTR - SUPPLIES SCIENCE BHS	15,947.00	226.17	1,943.99	12.77	14,003.01	93.18	13,909.83
01 1100 610 001 080	REG INSTR - SUPPLIES ART BHS	7,714.00	0.00	0.00	3.59	7,714.00	276.68	7,437.32
01 1100 610 001 081	REG INSTR - SUPPLIES VOCAL MUSIC BHS	1,568.00	0.00	210.95	13.45	1,357.05	0.00	1,357.05
01 1100 610 001 082	REG INSTR - SUPPLIES INSTR MUSIC BHS	6,203.00	129.20	1,812.38	30.75	4,390.62	95.00	4,295.62
01 1100 610 001 611	REG INSTR - TESTING SUPPLIES BHS	0.00	0.00	0.00	0.00	0.00	0.00	0.00
01 1100 610 002	REG INSTR - SUPPLIES BE	6,313.00	245.84	3,489.53	55.28	2,823.47	0.00	2,823.47
01 1100 610 002 001	REG INSTR - SUPPLIES 1ST GRADE BE	1,124.00	0.00	154.34	13.73	969.66	0.00	969.66
01 1100 610 002 002	REG INSTR - SUPPLIES 2ND GRADE BE	2,117.00	0.00	0.00	0.00	2,117.00	0.00	2,117.00
01 1100 610 002 003	REG INSTR - SUPPLIES 3RD GRADE BE	958.00	42.38	94.36	9.85	863.64	0.00	863.64
01 1100 610 002 004	REG INSTR - SUPPLIES 4TH GRADE BE	893.00	0.00	394.50	44.18	498.50	0.00	498.50
01 1100 610 002 005	REG INSTR - SUPPLIES 5TH GRADE BE	836.00	51.06	437.14	52.29	398.86	0.00	398.86
01 1100 610 002 007	REG INSTR - SUPPLIES KDG BE	854.00	0.00	61.50	36.14	792.50	247.13	545.37
01 1100 610 002 020	REG INSTR - SUPPLIES SPANISH BE	0.00	0.00	0.00	0.00	0.00	0.00	0.00
01 1100 610 002 060	REG INSTR - SUPPLIES PE BE	0.00	0.00	0.00	0.00	0.00	0.00	0.00
01 1100 610 002 080	REG INSTR - SUPPLIES ART BE	1,441.00	0.00	915.95	63.56	525.05	0.00	525.05
01 1100 610 002 081	REG INSTR - SUPPLIES VOCAL MUSIC BE	816.00	0.00	3,229.99	395.83	(2,413.99)	0.00	(2,413.99)
01 1100 610 002 082	REG INSTR - SUPPLIES INSTR MUSIC BE	0.00	0.00	0.00	0.00	0.00	0.00	0.00
01 1100 610 002 611	REG INSTR - TESTING SUPPLIES BE	3,307.00	0.00	0.00	0.00	3,307.00	0.00	3,307.00
01 1100 610 003	REG INSTR - SUPPLIES PC	7,752.00	32.06	1,649.21	21.27	6,102.79	0.00	6,102.79
01 1100 610 003 001	REG INSTR - SUPPLIES 1ST GRADE PC	778.00	27.75	125.01	16.07	652.99	0.00	652.99
01 1100 610 003 002	REG INSTR - SUPPLIES 2ND GRADE PC	831.00	137.50	137.50	16.55	693.50	0.00	693.50
01 1100 610 003 003	REG INSTR - SUPPLIES 3RD GRADE PC	1,611.00	0.00	472.08	29.30	1,138.92	0.00	1,138.92
01 1100 610 003 004	REG INSTR - SUPPLIES 4TH GRADE PC	1,182.00	0.00	246.58	20.86	935.42	0.00	935.42
01 1100 610 003 005	REG INSTR - SUPPLIES 5TH GRADE PC	998.00	0.00	133.65	13.39	864.35	0.00	864.35
01 1100 610 003 007	REG INSTR - SUPPLIES KDG PC	1,719.00	0.00	0.00	0.00	1,719.00	0.00	1,719.00
01 1100 610 003 020	REG INSTR - SUPPLIES SPANISH PC	0.00	0.00	0.00	0.00	0.00	0.00	0.00
01 1100 610 003 060	REG INSTR - SUPPLIES PE PC	735.00	29.97	622.62	84.71	112.38	0.00	112.38
01 1100 610 003 080	REG INSTR - SUPPLIES ART PC	513.00	0.00	388.84	75.80	124.16	0.00	124.16
01 1100 610 003 081	REG INSTR - SUPPLIES VOCAL MUSIC PC	374.00	27.85	154.81	49.11	219.19	28.88	190.31
01 1100 610 003 082	REG INSTR - SUPPLIES INSTR MUSIC PC	0.00	0.00	0.00	0.00	0.00	0.00	0.00
01 1100 610 003 611	REG INSTR - TESTING SUPPLIES PC	3,307.00	0.00	0.00	0.00	3,307.00	0.00	3,307.00
01 1100 610 004	REG INSTR - SUPPLIES HE	5,218.00	0.00	2,185.58	41.89	3,032.42	0.00	3,032.42
01 1100 610 004 001	REG INSTR - SUPPLIES 1ST GRADE HE	1,360.00	0.00	0.00	0.00	1,360.00	0.00	1,360.00
01 1100 610 004 002	REG INSTR - SUPPLIES 2ND GRADE HE	1,174.00	483.20	483.20	41.16	690.80	0.00	690.80
01 1100 610 004 003	REG INSTR - SUPPLIES 3RD GRADE HE	1,319.00	39.98	39.98	3.96	1,279.02	12.28	1,266.74
01 1100 610 004 004	REG INSTR - SUPPLIES 4TH GRADE HE	2,429.00	0.00	0.00	0.00	2,429.00	0.00	2,429.00
01 1100 610 004 005	REG INSTR - SUPPLIES 5TH GRADE HE	2,287.00	0.00	0.00	0.00	2,287.00	0.00	2,287.00
01 1100 610 004 007	REG INSTR - SUPPLIES KDG HE	2,049.00	0.00	24.95	51.11	2,024.05	1,022.30	1,001.75
01 1100 610 004 020	REG INSTR - SUPPLIES SPANISH HE	0.00	0.00	0.00	0.00	0.00	0.00	0.00
01 1100 610 004 060	REG INSTR - SUPPLIES PE HE	2,146.00	0.00	0.00	0.00	2,146.00	0.00	2,146.00
01 1100 610 004 080	REG INSTR - SUPPLIES ART HE	2,386.00	47.14	1,461.40	61.25	924.60	0.00	924.60
01 1100 610 004 081	REG INSTR - SUPPLIES VOCAL MUSIC HE	2,481.00	305.09	538.38	22.10	1,942.62	9.89	1,932.73
01 1100 610 004 082	REG INSTR - SUPPLIES INSTR MUSIC HE	0.00	0.00	0.00	0.00	0.00	0.00	0.00
01 1100 610 004 611	REG INSTR - TESTING SUPPLIES HE	3,343.00	0.00	0.00	0.00	3,343.00	0.00	3,343.00
01 1100 610 005	REG INSTR - SUPPLIES BMS	25,034.00	46.24	1,477.06	5.90	23,556.94	0.00	23,556.94
01 1100 610 005 015	REG INSTR - SUPPLIES ENGLISH BMS	1,665.00	0.00	751.55	45.14	913.45	0.00	913.45

Regular; Processing Month 02/2026

Account Number	Account Description	Revised Budget	Expended During Month	Expenditures to Date	% of Budget	Balance at EOM	P/ O Outstanding	Unencumbered Balance
01 1100 610 005 018	REG INSTR - SUPPLIES READING BMS	2,209.00	0.00	277.55	12.56	1,931.45	0.00	1,931.45
01 1100 610 005 019	REG INSTR - SUPPLIES SPEECH/DRAMA BMS	518.00	0.00	90.50	17.47	427.50	0.00	427.50
01 1100 610 005 022	REG INSTR - SUPPLIES WORLD LANG BMS	738.00	0.00	363.37	49.24	374.63	0.00	374.63
01 1100 610 005 030	REG INSTR - SUPPLIES SOC STUD BMS	1,115.00	0.00	404.39	36.27	710.61	0.00	710.61
01 1100 610 005 040	REG INSTR - SUPPLIES MATH BMS	1,903.00	0.00	4,421.82	232.36	(2,518.82)	0.00	(2,518.82)
01 1100 610 005 050	REG INSTR - SUPPLIES T&L BMS	8,750.00	133.94	1,610.42	18.82	7,139.58	35.91	7,103.67
01 1100 610 005 054	REG INSTR - SUPPLIES COMPUTERS BMS	0.00	0.00	0.00	0.00	0.00	0.00	0.00
01 1100 610 005 060	REG INSTR - SUPPLIES PE/HEALTH BMS	1,130.00	0.00	307.42	27.21	822.58	0.00	822.58
01 1100 610 005 070	REG INSTR - SUPPLIES SCIENCE BMS	2,014.00	511.59	1,720.56	85.43	293.44	0.00	293.44
01 1100 610 005 080	REG INSTR - SUPPLIES ART BMS	3,699.00	10.47	1,164.75	31.49	2,534.25	0.00	2,534.25
01 1100 610 005 081	REG INSTR - SUPPLIES VOCAL MUSIC BMS	0.00	0.00	39.95	0.00	(39.95)	0.00	(39.95)
01 1100 610 005 082	REG INSTR - SUPPLIES INSTR MUSIC BMS	0.00	0.00	97.37	0.00	(97.37)	0.00	(97.37)
01 1100 610 005 083	REG INSTR - SUPPLIES GENERAL MUSIC BMS	551.00	0.00	23.98	4.35	527.02	0.00	527.02
01 1100 610 005 611	REG INSTR - TESTING SUPPLIES BMS	0.00	0.00	0.00	0.00	0.00	0.00	0.00
01 1100 610 006	REG INSTR - SUPPLIES AP	22,700.00	637.09	3,772.70	16.62	18,927.30	0.00	18,927.30
01 1100 610 006 001	REG INSTR - SUPPLIES 1ST GRADE AP	955.00	0.00	39.18	4.10	915.82	0.00	915.82
01 1100 610 006 002	REG INSTR - SUPPLIES 2ND GRADE AP	1,210.00	112.89	112.89	12.47	1,097.11	37.99	1,059.12
01 1100 610 006 003	REG INSTR - SUPPLIES 3RD GRADE AP	1,065.00	0.00	124.21	11.66	940.79	0.00	940.79
01 1100 610 006 004	REG INSTR - SUPPLIES 4TH GRADE AP	1,011.00	0.00	13.74	1.36	997.26	0.00	997.26
01 1100 610 006 005	REG INSTR - SUPPLIES 5TH GRADE AP	457.00	0.00	270.52	59.19	186.48	0.00	186.48
01 1100 610 006 007	REG INSTR - SUPPLIES KDG AP	1,496.00	23.08	520.85	43.64	975.15	131.93	843.22
01 1100 610 006 020	REG INSTR - SUPPLIES SPANISH AP	0.00	0.00	0.00	0.00	0.00	0.00	0.00
01 1100 610 006 060	REG INSTR - SUPPLIES PE AP	1,331.00	39.18	334.44	26.03	996.56	11.99	984.57
01 1100 610 006 080	REG INSTR - SUPPLIES ART AP	2,102.00	112.48	442.11	21.03	1,659.89	0.00	1,659.89
01 1100 610 006 081	REG INSTR - SUPPLIES VOCAL MUSIC AP	783.00	92.94	351.70	44.92	431.30	0.00	431.30
01 1100 610 006 082	REG INSTR - SUPPLIES INSTR MUSIC AP	0.00	0.00	0.00	0.00	0.00	0.00	0.00
01 1100 610 006 611	REG INSTR - TESTING SUPPLIES AP	3,307.00	0.00	0.00	0.00	3,307.00	0.00	3,307.00
01 1100 610 007	REG INSTR - SUPPLIES SE	9,166.00	49.99	3,333.66	36.37	5,832.34	0.00	5,832.34
01 1100 610 007 001	REG INSTR - SUPPLIES 1ST GRADE SE	633.00	0.00	0.00	35.03	633.00	221.74	411.26
01 1100 610 007 002	REG INSTR - SUPPLIES 2ND GRADE SE	946.00	0.00	285.43	30.17	660.57	0.00	660.57
01 1100 610 007 003	REG INSTR - SUPPLIES 3RD GRADE SE	543.00	0.00	44.20	8.14	498.80	0.00	498.80
01 1100 610 007 004	REG INSTR - SUPPLIES 4TH GRADE SE	610.00	0.00	0.00	0.00	610.00	0.00	610.00
01 1100 610 007 005	REG INSTR - SUPPLIES 5TH GRADE SE	455.00	0.00	0.00	0.00	455.00	0.00	455.00
01 1100 610 007 007	REG INSTR - SUPPLIES KDG SE	621.00	0.00	0.00	0.00	621.00	0.00	621.00
01 1100 610 007 020	REG INSTR - SUPPLIES SPANISH SE	0.00	0.00	0.00	0.00	0.00	0.00	0.00
01 1100 610 007 060	REG INSTR - SUPPLIES PE SE	634.00	0.00	174.97	27.60	459.03	0.00	459.03
01 1100 610 007 080	REG INSTR - SUPPLIES ART SE	2,540.00	56.71	472.49	18.60	2,067.51	0.00	2,067.51
01 1100 610 007 081	REG INSTR - SUPPLIES VOCAL MUSIC SE	878.00	0.00	12.89	1.47	865.11	0.00	865.11
01 1100 610 007 082	REG INSTR - SUPPLIES INSTR MUSIC SE	0.00	0.00	0.00	0.00	0.00	0.00	0.00
01 1100 610 007 611	REG INSTR - TESTING SUPPLIES SE	3,307.00	0.00	0.00	0.00	3,307.00	0.00	3,307.00
01 1100 610 008	REG INSTR - SUPPLIES BSMS	14,375.00	71.48	3,367.92	23.43	11,007.08	0.00	11,007.08
01 1100 610 008 015	REG INSTR - SUPPLIES ENGLISH BSMS	639.00	0.00	0.00	0.00	639.00	0.00	639.00
01 1100 610 008 018	REG INSTR - SUPPLIES READING BSMS	541.00	0.00	382.88	70.77	158.12	0.00	158.12
01 1100 610 008 019	REG INSTR - SUPPLIES SPEECH/DRAMA BSMS	1,155.00	0.00	966.70	83.70	188.30	0.00	188.30
01 1100 610 008 022	REG INSTR - SUPPLIES WORLD LANG BSMS	342.00	0.00	81.34	23.78	260.66	0.00	260.66
01 1100 610 008 030	REG INSTR - SUPPLIES SOC STUD BSMS	1,130.00	0.00	224.91	22.33	905.09	27.44	877.65
01 1100 610 008 040	REG INSTR - SUPPLIES MATH BSMS	166.00	0.00	121.44	73.16	44.56	0.00	44.56
01 1100 610 008 050	REG INSTR - SUPPLIES T&L BSMS	10,441.00	216.84	4,951.72	47.82	5,489.28	40.86	5,448.42
01 1100 610 008 054	REG INSTR - SUPPLIES COMPUTERS BSMS	1,509.00	0.00	0.00	0.00	1,509.00	0.00	1,509.00
01 1100 610 008 060	REG INSTR - SUPPLIES PE/HEALTH BSMS	4,426.00	149.97	243.84	6.17	4,182.16	29.30	4,152.86
01 1100 610 008 070	REG INSTR - SUPPLIES SCIENCE BSMS	4,882.00	173.46	2,447.72	50.14	2,434.28	0.00	2,434.28
01 1100 610 008 080	REG INSTR - SUPPLIES ART BSMS	4,592.00	56.98	2,100.44	45.74	2,491.56	0.00	2,491.56
01 1100 610 008 081	REG INSTR - SUPPLIES VOCAL MUSIC BSMS	0.00	0.00	0.00	0.00	0.00	0.00	0.00
01 1100 610 008 082	REG INSTR - SUPPLIES INSTR MUSIC BSMS	3,759.00	0.00	97.37	21.74	3,661.63	719.98	2,941.65
01 1100 610 008 083	REG INSTR - SUPPLIES GENERAL MUSIC BSMS	1,834.00	0.00	599.54	39.39	1,234.46	122.85	1,111.61

Account Number	Account Description	Revised Budget	Expended During Month	Expenditures to Date	% of Budget	Balance at EOM	P/ O Outstanding	Unencumbered Balance
01 1100 610 008 611	REG INSTR - TESTING SUPPLIES BSMS	0.00	0.00	0.00	0.00	0.00	0.00	0.00
01 1100 640 000	REG INSTR - BOOKS & PERIODICALS DISTRICT	1,248,402.00	0.00	0.00	0.00	1,248,402.00	0.00	1,248,402.00
01 1100 640 001	REG INSTR - BOOKS & PERIODICALS BHS	3,834.00	0.00	2,712.04	70.74	1,121.96	0.00	1,121.96
01 1100 640 001 015	REG INSTR - BOOKS & PER ENGLISH BHS	11,573.00	0.00	458.19	3.96	11,114.81	0.00	11,114.81
01 1100 640 001 016	REG INSTR - BOOKS & PER JOURN BHS	0.00	0.00	0.00	0.00	0.00	0.00	0.00
01 1100 640 001 017	REG INSTR - BOOKS & PER ONE-ACT BHS	612.00	0.00	0.00	0.00	612.00	0.00	612.00
01 1100 640 001 020	REG INSTR - BOOKS & PER SPANISH BHS	4,555.00	0.00	0.00	5.72	4,555.00	260.44	4,294.56
01 1100 640 001 021	REG INSTR - BOOKS & PER FRENCH BHS	8,706.00	0.00	0.00	0.00	8,706.00	0.00	8,706.00
01 1100 640 001 030	REG INSTR - BOOKS & PER SOC STUD BHS	3,808.00	0.00	0.00	0.00	3,808.00	0.00	3,808.00
01 1100 640 001 040	REG INSTR - BOOKS & PER MATH BHS	0.00	0.00	0.00	0.00	0.00	0.00	0.00
01 1100 640 001 050	REG INSTR - BOOKS & PER VOCATIONAL BHS	0.00	0.00	0.00	0.00	0.00	0.00	0.00
01 1100 640 001 051	REG INSTR - BOOKS & PER BUSINESS BHS	255.00	0.00	1,612.02	632.16	(1,357.02)	0.00	(1,357.02)
01 1100 640 001 052	REG INSTR - BOOKS & PER IND TECH BHS	0.00	0.00	162.30	0.00	(162.30)	0.00	(162.30)
01 1100 640 001 053	REG INSTR - BOOKS & PER FCS BHS	0.00	0.00	0.00	0.00	0.00	0.00	0.00
01 1100 640 001 060	REG INSTR - BOOKS & PER PE BHS	0.00	0.00	0.00	0.00	0.00	0.00	0.00
01 1100 640 001 070	REG INSTR - BOOKS & PER SCIENCE BHS	0.00	0.00	0.00	0.00	0.00	0.00	0.00
01 1100 640 001 080	REG INSTR - BOOKS & PER ART BHS	0.00	0.00	0.00	0.00	0.00	0.00	0.00
01 1100 640 001 081	REG INSTR - BOOKS & PER VOCAL MUSIC BHS	6,492.00	890.99	1,618.03	24.92	4,873.97	0.00	4,873.97
01 1100 640 001 082	REG INSTR - INSTR SHEET MUSIC BHS	2,675.00	238.12	547.54	27.29	2,127.46	182.60	1,944.86
01 1100 640 002	REG INSTR - BOOKS & PERIODICALS BE	1,460.00	0.00	0.00	0.00	1,460.00	0.00	1,460.00
01 1100 640 002 001	REG INSTR - BOOKS & PER 1ST GRADE BE	0.00	0.00	0.00	0.00	0.00	0.00	0.00
01 1100 640 002 002	REG INSTR - BOOKS & PER 2ND GRADE BE	0.00	0.00	0.00	0.00	0.00	0.00	0.00
01 1100 640 002 003	REG INSTR - BOOKS & PER 3RD GRADE BE	0.00	0.00	0.00	0.00	0.00	49.98	(49.98)
01 1100 640 002 004	REG INSTR - BOOKS & PER 4TH GRADE BE	0.00	219.80	219.80	0.00	(219.80)	0.00	(219.80)
01 1100 640 002 005	REG INSTR - BOOKS & PER 5TH GRADE BE	0.00	0.00	0.00	0.00	0.00	0.00	0.00
01 1100 640 002 007	REG INSTR - BOOKS & PER KDG BE	0.00	0.00	0.00	0.00	0.00	0.00	0.00
01 1100 640 002 020	REG INSTR - BOOKS & PER SPANISH BE	0.00	0.00	0.00	0.00	0.00	0.00	0.00
01 1100 640 002 080	REG INSTR - BOOKS & PER ART BE	0.00	0.00	0.00	0.00	0.00	0.00	0.00
01 1100 640 002 081	REG INSTR - BOOKS & PER VOCAL MUSIC BE	358.00	0.00	0.00	0.00	358.00	0.00	358.00
01 1100 640 002 082	REG INSTR - INSTR SHEET MUSIC BE	0.00	0.00	0.00	0.00	0.00	0.00	0.00
01 1100 640 003	REG INSTR - BOOKS & PERIODICALS PC	1,460.00	0.00	160.00	10.96	1,300.00	0.00	1,300.00
01 1100 640 003 001	REG INSTR - BOOKS & PER 1ST GRADE PC	0.00	0.00	0.00	0.00	0.00	0.00	0.00
01 1100 640 003 002	REG INSTR - BOOKS & PER 2ND GRADE PC	0.00	0.00	0.00	0.00	0.00	0.00	0.00
01 1100 640 003 003	REG INSTR - BOOKS & PER 3RD GRADE PC	0.00	0.00	0.00	0.00	0.00	49.98	(49.98)
01 1100 640 003 004	REG INSTR - BOOKS & PER 4TH GRADE PC	0.00	219.80	219.80	0.00	(219.80)	0.00	(219.80)
01 1100 640 003 005	REG INSTR - BOOKS & PER 5TH GRADE PC	738.00	0.00	0.00	0.00	738.00	0.00	738.00
01 1100 640 003 007	REG INSTR - BOOKS & PER KDG PC	0.00	0.00	0.00	0.00	0.00	0.00	0.00
01 1100 640 003 020	REG INSTR - BOOKS & PER SPANISH PC	0.00	0.00	0.00	0.00	0.00	0.00	0.00
01 1100 640 003 080	REG INSTR - BOOKS & PER ART PC	0.00	0.00	0.00	0.00	0.00	0.00	0.00
01 1100 640 003 081	REG INSTR - BOOKS & PER VOCAL MUSIC PC	0.00	0.00	0.00	0.00	0.00	0.00	0.00
01 1100 640 003 082	REG INSTR - INSTR SHEET MUSIC PC	0.00	0.00	0.00	0.00	0.00	0.00	0.00
01 1100 640 004	REG INSTR - BOOKS & PERIODICALS HE	1,959.00	0.00	0.00	0.00	1,959.00	0.00	1,959.00
01 1100 640 004 001	REG INSTR - BOOKS & PER 1ST GRADE HE	0.00	0.00	602.00	0.00	(602.00)	0.00	(602.00)
01 1100 640 004 002	REG INSTR - BOOKS & PER 2ND GRADE HE	0.00	0.00	0.00	0.00	0.00	0.00	0.00
01 1100 640 004 003	REG INSTR - BOOKS & PER 3RD GRADE HE	0.00	0.00	0.00	0.00	0.00	49.98	(49.98)
01 1100 640 004 004	REG INSTR - BOOKS & PER 4TH GRADE HE	0.00	219.80	219.80	0.00	(219.80)	0.00	(219.80)
01 1100 640 004 005	REG INSTR - BOOKS & PER 5TH GRADE HE	0.00	0.00	0.00	0.00	0.00	0.00	0.00
01 1100 640 004 007	REG INSTR - BOOKS & PER KDG HE	0.00	0.00	0.00	0.00	0.00	0.00	0.00
01 1100 640 004 020	REG INSTR - BOOKS & PER SPANISH HE	0.00	0.00	0.00	0.00	0.00	0.00	0.00
01 1100 640 004 080	REG INSTR - BOOKS & PER ART HE	0.00	0.00	0.00	0.00	0.00	0.00	0.00
01 1100 640 004 081	REG INSTR - BOOKS & PER VOCAL MUSIC HE	0.00	0.00	0.00	0.00	0.00	0.00	0.00
01 1100 640 004 082	REG INSTR - INSTR SHEET MUSIC HE	0.00	0.00	0.00	0.00	0.00	0.00	0.00
01 1100 640 005	REG INSTR - BOOKS & PERIODICALS BMS	933.00	0.00	0.00	0.00	933.00	0.00	933.00
01 1100 640 005 015	REG INSTR - BOOKS & PER ENGLISH BMS	956.00	0.00	0.00	0.00	956.00	0.00	956.00
01 1100 640 005 018	REG INSTR - BOOKS & PER READING BMS	1,639.00	0.00	0.00	0.00	1,639.00	0.00	1,639.00





Account Number	Account Description	Revised Budget	Expended During Month	Expenditures to Date	% of Budget	Balance at EOM	P/ O Outstanding	Unencumbered Balance
01 1100 650 006 002	REG INSTR - SUPPLIES TECH-REL 2 GRADE AP	0.00	0.00	0.00	0.00	0.00	0.00	0.00
01 1100 650 006 003	REG INSTR - SUPPLIES TECH-REL 3 GRADE AP	0.00	0.00	0.00	0.00	0.00	0.00	0.00
01 1100 650 006 004	REG INSTR - SUPPLIES TECH-REL 4 GRADE AP	0.00	0.00	0.00	0.00	0.00	0.00	0.00
01 1100 650 006 005	REG INSTR - SUPPLIES TECH-REL 5 GRADE AP	0.00	0.00	0.00	0.00	0.00	0.00	0.00
01 1100 650 006 007	REG INSTR - SUPPLIES TECH-REL KDG AP	0.00	0.00	0.00	0.00	0.00	0.00	0.00
01 1100 650 006 080	REG INSTR - SUPPLIES TECH-REL ART AP	0.00	0.00	0.00	0.00	0.00	0.00	0.00
01 1100 650 006 081	REG INSTR - SUPPLIES TECH-REL VOC MUS AP	0.00	0.00	6.97	0.00	(6.97)	0.00	(6.97)
01 1100 650 006 082	REG INSTR - SUPPLIES TECH-REL INS MUS AP	0.00	0.00	0.00	0.00	0.00	0.00	0.00
01 1100 650 007	REG INSTR - SUPPLIES TECH-REL SE	262.00	0.00	0.00	0.00	262.00	0.00	262.00
01 1100 650 007 001	REG INSTR - SUPPLIES TECH-REL 1 GRADE SE	0.00	0.00	0.00	0.00	0.00	0.00	0.00
01 1100 650 007 002	REG INSTR - SUPPLIES TECH-REL 2 GRADE SE	0.00	0.00	0.00	0.00	0.00	0.00	0.00
01 1100 650 007 003	REG INSTR - SUPPLIES TECH-REL 3 GRADE SE	0.00	0.00	0.00	0.00	0.00	0.00	0.00
01 1100 650 007 004	REG INSTR - SUPPLIES TECH-REL 4 GRADE SE	0.00	0.00	0.00	0.00	0.00	0.00	0.00
01 1100 650 007 005	REG INSTR - SUPPLIES TECH-REL 5 GRADE SE	0.00	0.00	0.00	0.00	0.00	0.00	0.00
01 1100 650 007 007	REG INSTR - SUPPLIES TECH-REL KDG SE	0.00	0.00	0.00	0.00	0.00	0.00	0.00
01 1100 650 007 080	REG INSTR - SUPPLIES TECH-REL ART SE	0.00	0.00	0.00	0.00	0.00	0.00	0.00
01 1100 650 007 081	REG INSTR - SUPPLIES TECH-REL VOC MUS SE	0.00	0.00	0.00	0.00	0.00	0.00	0.00
01 1100 650 007 082	REG INSTR - SUPPLIES TECH-REL INS MUS SE	0.00	0.00	0.00	0.00	0.00	0.00	0.00
01 1100 650 008	REG INSTR - SUPPLIES TECH-REL BSMS	436.00	0.00	0.00	0.00	436.00	0.00	436.00
01 1100 650 008 015	REG INSTR - SUPPLIES TECH-REL ENG BSMS	0.00	0.00	0.00	0.00	0.00	0.00	0.00
01 1100 650 008 018	REG INSTR - SUPPLIES TECH-REL READ BSMS	184.00	0.00	0.00	0.00	184.00	0.00	184.00
01 1100 650 008 019	REG INSTR - SUPPLIES TECH-REL SP/DR BSMS	0.00	0.00	0.00	0.00	0.00	0.00	0.00
01 1100 650 008 022	REG INSTR - SUPPLIES TECH-REL WR LG BSMS	0.00	0.00	0.00	0.00	0.00	0.00	0.00
01 1100 650 008 030	REG INSTR - SUPPLIES TECH SOC STUD BSMS	0.00	0.00	0.00	0.00	0.00	0.00	0.00
01 1100 650 008 040	REG INSTR - SUPPLIES TECH-REL MATH BSMS	0.00	0.00	0.00	0.00	0.00	0.00	0.00
01 1100 650 008 050	REG INSTR - SUPPLIES TECH-REL T&L BSMS	0.00	0.00	0.00	0.00	0.00	0.00	0.00
01 1100 650 008 054	REG INSTR - SUPPLIES TECH-REL COMP BSMS	0.00	0.00	2,990.00	0.00	(2,990.00)	0.00	(2,990.00)
01 1100 650 008 060	REG INSTR - SUPPLIES TECH-REL PE/HT BSMS	0.00	0.00	0.00	0.00	0.00	0.00	0.00
01 1100 650 008 070	REG INSTR - SUPPLIES TECH-REL SCI BSMS	0.00	0.00	0.00	0.00	0.00	0.00	0.00
01 1100 650 008 080	REG INSTR - SUPPLIES TECH-REL ART BSMS	0.00	0.00	0.00	0.00	0.00	0.00	0.00
01 1100 650 008 081	REG INSTR - SUPPLIES TECH-REL VOCAL BSMS	0.00	0.00	39.95	0.00	(39.95)	0.00	(39.95)
01 1100 650 008 082	REG INSTR - SUPPLIES TECH-REL INST BSMS	0.00	0.00	0.00	0.00	0.00	0.00	0.00
01 1100 650 008 083	REG INSTR - SUPPLIES TECH-REL MUSIC BSMS	0.00	0.00	0.00	0.00	0.00	0.00	0.00
01 1100 733 000	REG INSTR - FURN & EQUIP DISTRICT	0.00	0.00	0.00	0.00	0.00	0.00	0.00
01 1100 733 001	REG INSTR - FURN & EQUIP BHS	1,149.00	0.00	0.00	0.00	1,149.00	0.00	1,149.00
01 1100 733 001 015	REG INSTR - FURN & EQUIP ENGLISH BHS	0.00	0.00	0.00	0.00	0.00	0.00	0.00
01 1100 733 001 016	REG INSTR - FURN & EQUIP JOURNALISM BHS	0.00	0.00	0.00	0.00	0.00	0.00	0.00
01 1100 733 001 017	REG INSTR - FURN & EQUIP ONE-ACT BHS	0.00	0.00	0.00	0.00	0.00	0.00	0.00
01 1100 733 001 020	REG INSTR - FURN & EQUIP SPANISH BHS	667.00	0.00	0.00	0.00	667.00	0.00	667.00
01 1100 733 001 021	REG INSTR - FURN & EQUIP FRENCH BHS	0.00	0.00	0.00	0.00	0.00	0.00	0.00
01 1100 733 001 030	REG INSTR - FURN & EQUIP SOC STUD BHS	2,286.00	0.00	0.00	0.00	2,286.00	0.00	2,286.00
01 1100 733 001 040	REG INSTR - FURN & EQUIP MATH BHS	517.00	0.00	132.98	25.72	384.02	0.00	384.02
01 1100 733 001 050	REG INSTR - FURN & EQUIP T&L BHS	0.00	0.00	0.00	0.00	0.00	0.00	0.00
01 1100 733 001 052	REG INSTR - FURN & EQUIP IND TECH BHS	1,093.00	0.00	14.28	1.31	1,078.72	0.00	1,078.72
01 1100 733 001 060	REG INSTR - FURN & EQUIP PE BHS	0.00	0.00	0.00	0.00	0.00	0.00	0.00
01 1100 733 001 070	REG INSTR - FURN & EQUIP SCIENCE BHS	0.00	0.00	0.00	0.00	0.00	0.00	0.00
01 1100 733 001 080	REG INSTR - FURN & EQUIP ART BHS	0.00	0.00	0.00	0.00	0.00	0.00	0.00
01 1100 733 001 081	REG INSTR - FURN & EQUIP VOCAL MUSIC BHS	1,930.00	0.00	733.69	98.43	1,196.31	1,166.00	30.31
01 1100 733 001 082	REG INSTR - FURN & EQUIP INSTR MUSIC BHS	5,579.00	0.00	443.00	7.94	5,136.00	0.00	5,136.00
01 1100 733 002	REG INSTR - FURN & EQUIP BE	2,660.00	0.00	0.00	0.00	2,660.00	0.00	2,660.00
01 1100 733 002 001	REG INSTR - FURN & EQUIP 1ST GRADE BE	806.00	0.00	0.00	0.00	806.00	0.00	806.00
01 1100 733 002 002	REG INSTR - FURN & EQUIP 2ND GRADE BE	0.00	0.00	0.00	0.00	0.00	0.00	0.00
01 1100 733 002 003	REG INSTR - FURN & EQUIP 3RD GRADE BE	734.00	0.00	24.90	3.39	709.10	0.00	709.10
01 1100 733 002 004	REG INSTR - FURN & EQUIP 4TH GRADE BE	1,268.00	0.00	0.00	0.00	1,268.00	0.00	1,268.00
01 1100 733 002 005	REG INSTR - FURN & EQUIP 5TH GRADE BE	0.00	0.00	66.39	0.00	(66.39)	0.00	(66.39)



Account Number	Account Description	Revised Budget	Expended During Month	Expenditures to Date	% of Budget	Balance at EOM	P/ O Outstanding	Unencumbered Balance
01 1100 733 007 002	REG INSTR - FURN & EQUIP 2ND GRADE SE	0.00	0.00	0.00	0.00	0.00	0.00	0.00
01 1100 733 007 003	REG INSTR - FURN & EQUIP 3RD GRADE SE	0.00	0.00	0.00	0.00	0.00	0.00	0.00
01 1100 733 007 004	REG INSTR - FURN & EQUIP 4TH GRADE SE	0.00	0.00	0.00	0.00	0.00	0.00	0.00
01 1100 733 007 005	REG INSTR - FURN & EQUIP 5TH GRADE SE	0.00	0.00	0.00	0.00	0.00	0.00	0.00
01 1100 733 007 007	REG INSTR - FURN & EQUIP KDG SE	0.00	0.00	0.00	0.00	0.00	0.00	0.00
01 1100 733 007 060	REG INSTR - FURN & EQUIP PE SE	0.00	0.00	0.00	0.00	0.00	0.00	0.00
01 1100 733 007 080	REG INSTR - FURN & EQUIP ART SE	0.00	0.00	0.00	0.00	0.00	0.00	0.00
01 1100 733 007 081	REG INSTR - FURN & EQUIP VOCAL MUSIC SE	0.00	0.00	0.00	0.00	0.00	0.00	0.00
01 1100 733 007 082	REG INSTR - FURN & EQUIP INSTR MUSIC SE	0.00	0.00	0.00	0.00	0.00	0.00	0.00
01 1100 733 008	REG INSTR - FURN & EQUIP BSMS	11,227.00	0.00	2,605.42	23.21	8,621.58	0.00	8,621.58
01 1100 733 008 015	REG INSTR - FURN & EQUIP ENGLISH BSMS	0.00	0.00	0.00	0.00	0.00	0.00	0.00
01 1100 733 008 018	REG INSTR - FURN & EQUIP READING BSMS	0.00	0.00	117.95	0.00	(117.95)	0.00	(117.95)
01 1100 733 008 019	REG INSTR - FURN & EQUIP SPEECH/DRAMA BSMS	1,433.00	0.00	95.99	6.70	1,337.01	0.00	1,337.01
01 1100 733 008 022	REG INSTR - FURN & EQUIP WORLD LANG BSMS	0.00	0.00	0.00	0.00	0.00	0.00	0.00
01 1100 733 008 030	REG INSTR - FURN & EQUIP SOC STUD BSMS	0.00	0.00	279.43	0.00	(279.43)	0.00	(279.43)
01 1100 733 008 040	REG INSTR - FURN & EQUIP MATH BSMS	0.00	0.00	197.95	0.00	(197.95)	0.00	(197.95)
01 1100 733 008 050	REG INSTR - FURN & EQUIP T&L BSMS	0.00	0.00	0.00	0.00	0.00	0.00	0.00
01 1100 733 008 054	REG INSTR - FURN & EQUIP COMPUTERS BSMS	0.00	0.00	0.00	0.00	0.00	0.00	0.00
01 1100 733 008 060	REG INSTR - FURN & EQUIP PE/HEALTH BSMS	0.00	0.00	0.00	0.00	0.00	0.00	0.00
01 1100 733 008 070	REG INSTR - FURN & EQUIP SCIENCE BSMS	0.00	0.00	82.85	0.00	(82.85)	0.00	(82.85)
01 1100 733 008 080	REG INSTR - FURN & EQUIP ART BSMS	0.00	0.00	0.00	0.00	0.00	0.00	0.00
01 1100 733 008 081	REG INSTR - FURN & EQUIP VOCAL MUSIC BSMS	327.00	0.00	0.00	0.00	327.00	0.00	327.00
01 1100 733 008 082	REG INSTR - FURN & EQUIP INSTR MUSIC BSMS	0.00	0.00	0.00	0.00	0.00	0.00	0.00
01 1100 733 008 083	REG INSTR - FURN & EQUIP GEN MUSIC BSMS	1,223.00	0.00	0.00	0.00	1,223.00	0.00	1,223.00
01 1100 734 000	REG INSTR - HARDWARE DISTRICT	0.00	0.00	1,688.22	0.00	(1,688.22)	19,986.25	(21,674.47)
01 1100 734 001	REG INSTR - HARDWARE BHS	0.00	0.00	0.00	0.00	0.00	0.00	0.00
01 1100 734 001 015	REG INSTR - HARDWARE ENGLISH BHS	0.00	0.00	0.00	0.00	0.00	0.00	0.00
01 1100 734 001 016	REG INSTR - HARDWARE JOURNALISM BHS	0.00	0.00	0.00	0.00	0.00	0.00	0.00
01 1100 734 001 017	REG INSTR - HARDWARE ONE-ACT/SPEECH BHS	0.00	0.00	0.00	0.00	0.00	0.00	0.00
01 1100 734 001 020	REG INSTR - HARDWARE SPANISH BHS	0.00	0.00	0.00	0.00	0.00	0.00	0.00
01 1100 734 001 021	REG INSTR - HARDWARE FRENCH BHS	0.00	0.00	0.00	0.00	0.00	0.00	0.00
01 1100 734 001 030	REG INSTR - HARDWARE SOC STUD BHS	0.00	0.00	0.00	0.00	0.00	0.00	0.00
01 1100 734 001 040	REG INSTR - HARDWARE MATH BHS	0.00	0.00	0.00	0.00	0.00	0.00	0.00
01 1100 734 001 050	REG INSTR - HARDWARE T&L BHS	0.00	0.00	0.00	0.00	0.00	0.00	0.00
01 1100 734 001 051	REG INSTR - HARDWARE BUSINESS BHS	0.00	0.00	0.00	0.00	0.00	0.00	0.00
01 1100 734 001 052	REG INSTR - HARDWARE IND TECH BHS	0.00	0.00	0.00	0.00	0.00	0.00	0.00
01 1100 734 001 053	REG INSTR - HARDWARE FCS BHS	0.00	0.00	0.00	0.00	0.00	0.00	0.00
01 1100 734 001 060	REG INSTR - HARDWARE PE BHS	0.00	0.00	0.00	0.00	0.00	0.00	0.00
01 1100 734 001 070	REG INSTR - HARDWARE SCIENCE BHS	0.00	0.00	0.00	0.00	0.00	0.00	0.00
01 1100 734 001 080	REG INSTR - HARDWARE ART BHS	0.00	0.00	0.00	0.00	0.00	0.00	0.00
01 1100 734 001 081	REG INSTR - HARDWARE VOCAL MUSIC BHS	0.00	0.00	0.00	0.00	0.00	0.00	0.00
01 1100 734 001 082	REG INSTR - HARDWARE INSTR MUSIC BHS	0.00	0.00	0.00	0.00	0.00	0.00	0.00
01 1100 734 002	REG INSTR - HARDWARE BE	0.00	0.00	415.80	0.00	(415.80)	0.00	(415.80)
01 1100 734 002 001	REG INSTR - HARDWARE 1ST GRADE BE	0.00	0.00	0.00	0.00	0.00	0.00	0.00
01 1100 734 002 002	REG INSTR - HARDWARE 2ND GRADE BE	0.00	0.00	0.00	0.00	0.00	0.00	0.00
01 1100 734 002 003	REG INSTR - HARDWARE 3RD GRADE BE	0.00	0.00	0.00	0.00	0.00	0.00	0.00
01 1100 734 002 004	REG INSTR - HARDWARE 4TH GRADE BE	0.00	0.00	0.00	0.00	0.00	0.00	0.00
01 1100 734 002 005	REG INSTR - HARDWARE 5TH GRADE BE	0.00	0.00	0.00	0.00	0.00	0.00	0.00
01 1100 734 002 007	REG INSTR - HARDWARE KDG BE	0.00	0.00	0.00	0.00	0.00	0.00	0.00
01 1100 734 002 020	REG INSTR - HARDWARE SPANISH BE	0.00	0.00	0.00	0.00	0.00	0.00	0.00
01 1100 734 002 060	REG INSTR - HARDWARE PE BE	0.00	0.00	0.00	0.00	0.00	0.00	0.00
01 1100 734 002 080	REG INSTR - HARDWARE ART BE	0.00	0.00	0.00	0.00	0.00	0.00	0.00
01 1100 734 002 081	REG INSTR - HARDWARE VOCAL MUSIC BE	0.00	0.00	0.00	0.00	0.00	0.00	0.00
01 1100 734 002 082	REG INSTR - HARDWARE INSTR MUSIC BE	0.00	0.00	0.00	0.00	0.00	0.00	0.00
01 1100 734 003	REG INSTR - HARDWARE PC	0.00	0.00	2,079.00	0.00	(2,079.00)	0.00	(2,079.00)







Account Number	Account Description	Revised Budget	Expended During Month	Expenditures to Date	% of Budget	Balance at EOM	P/ O Outstanding	Unencumbered Balance
01 1100 735 008 018	REG INSTR - SOFTWARE READING BSMS	7,668.00	0.00	0.00	0.00	7,668.00	0.00	7,668.00
01 1100 735 008 019	REG INSTR - SOFTWARE SPEECH/DRAMA BSMS	0.00	0.00	0.00	0.00	0.00	0.00	0.00
01 1100 735 008 022	REG INSTR - SOFTWARE WORLD LANG BSMS	0.00	0.00	0.00	0.00	0.00	0.00	0.00
01 1100 735 008 030	REG INSTR - SOFTWARE SOC STUD BSMS	113.00	0.00	0.00	0.00	113.00	0.00	113.00
01 1100 735 008 040	REG INSTR - SOFTWARE MATH BSMS	208.00	59.88	119.76	57.58	88.24	0.00	88.24
01 1100 735 008 050	REG INSTR - SOFTWARE T&L BSMS	0.00	0.00	0.00	0.00	0.00	0.00	0.00
01 1100 735 008 054	REG INSTR - SOFTWARE COMPUTERS BSMS	0.00	0.00	59.88	0.00	(59.88)	0.00	(59.88)
01 1100 735 008 060	REG INSTR - SOFTWARE PE/HEALTH BSMS	0.00	0.00	0.00	0.00	0.00	0.00	0.00
01 1100 735 008 070	REG INSTR - SOFTWARE SCIENCE BSMS	0.00	0.00	0.00	0.00	0.00	0.00	0.00
01 1100 735 008 080	REG INSTR - SOFTWARE ART BSMS	0.00	0.00	0.00	0.00	0.00	0.00	0.00
01 1100 735 008 081	REG INSTR - SOFTWARE VOCAL MUSIC BSMS	0.00	0.00	0.00	0.00	0.00	0.00	0.00
01 1100 735 008 082	REG INSTR - SOFTWARE INSTR MUSIC BSMS	0.00	0.00	0.00	0.00	0.00	0.00	0.00
01 1100 735 008 083	REG INSTR - SOFTWARE GENERAL MUSIC BSMS	0.00	0.00	0.00	0.00	0.00	0.00	0.00
01 1100 810 000	REG INSTR - DUES & FEES DISTRICT	9,308.00	87.92	3,670.66	39.44	5,637.34	0.00	5,637.34
01 1100 810 001	REG INSTR - DUES & FEES BHS	18,123.00	0.00	7,500.00	41.38	10,623.00	0.00	10,623.00
01 1100 810 001 015	REG INSTR - DUES & FEES ENGLISH BHS	596.00	0.00	0.00	0.00	596.00	0.00	596.00
01 1100 810 001 016	REG INSTR - DUES & FEES JOURNALISM BHS	499.00	0.00	680.00	224.45	(181.00)	440.00	(621.00)
01 1100 810 001 017	REG INSTR - DUES & FEES ONE-ACT BHS	0.00	0.00	0.00	0.00	0.00	0.00	0.00
01 1100 810 001 020	REG INSTR - DUES & FEES SPANISH BHS	561.00	0.00	763.63	136.12	(202.63)	0.00	(202.63)
01 1100 810 001 021	REG INSTR - DUES & FEES FRENCH BHS	0.00	0.00	155.87	0.00	(155.87)	0.00	(155.87)
01 1100 810 001 030	REG INSTR - DUES & FEES SOC STUD BHS	0.00	0.00	275.00	0.00	(275.00)	0.00	(275.00)
01 1100 810 001 040	REG INSTR - DUES & FEES MATH BHS	0.00	0.00	0.00	0.00	0.00	0.00	0.00
01 1100 810 001 050	REG INSTR - DUES & FEES T&L BHS	0.00	0.00	0.00	0.00	0.00	0.00	0.00
01 1100 810 001 051	REG INSTR - DUES & FEES BUSINESS BHS	0.00	0.00	400.00	0.00	(400.00)	0.00	(400.00)
01 1100 810 001 052	REG INSTR - DUES & FEES IND TECH BHS	0.00	0.00	0.00	0.00	0.00	0.00	0.00
01 1100 810 001 053	REG INSTR - DUES & FEES FCS BHS	0.00	0.00	0.00	0.00	0.00	0.00	0.00
01 1100 810 001 060	REG INSTR - DUES & FEES PE BHS	832.00	425.00	794.88	95.54	37.12	0.00	37.12
01 1100 810 001 070	REG INSTR - DUES & FEES SCIENCE BHS	0.00	0.00	0.00	0.00	0.00	0.00	0.00
01 1100 810 001 080	REG INSTR - DUES & FEES ART BHS	0.00	0.00	0.00	0.00	0.00	0.00	0.00
01 1100 810 001 081	REG INSTR - DUES & FEES VOCAL MUSIC BHS	4,378.00	0.00	1,034.00	23.62	3,344.00	0.00	3,344.00
01 1100 810 001 082	REG INSTR - DUES & FEES INSTR MUSIC BHS	4,802.00	182.00	3,252.00	67.72	1,550.00	0.00	1,550.00
01 1100 810 002	REG INSTR - DUES & FEES BE	478.00	0.00	150.00	169.14	328.00	658.50	(330.50)
01 1100 810 002 001	REG INSTR - DUES & FEES 1ST GRADE BE	685.00	0.00	0.00	0.00	685.00	0.00	685.00
01 1100 810 002 002	REG INSTR - DUES & FEES 2ND GRADE BE	776.00	0.00	0.00	0.00	776.00	0.00	776.00
01 1100 810 002 003	REG INSTR - DUES & FEES 3RD GRADE BE	1,109.00	0.00	0.00	0.00	1,109.00	0.00	1,109.00
01 1100 810 002 004	REG INSTR - DUES & FEES 4TH GRADE BE	0.00	0.00	0.00	0.00	0.00	0.00	0.00
01 1100 810 002 005	REG INSTR - DUES & FEES 5TH GRADE BE	0.00	0.00	531.20	0.00	(531.20)	0.00	(531.20)
01 1100 810 002 007	REG INSTR - DUES & FEES KDG BE	0.00	0.00	503.50	0.00	(503.50)	0.00	(503.50)
01 1100 810 002 060	REG INSTR - DUES & FEES PE BE	0.00	0.00	0.00	0.00	0.00	0.00	0.00
01 1100 810 002 080	REG INSTR - DUES & FEES ART BE	0.00	0.00	0.00	0.00	0.00	0.00	0.00
01 1100 810 002 081	REG INSTR - DUES & FEES VOCAL MUSIC BE	568.00	0.00	650.00	181.34	(82.00)	380.00	(462.00)
01 1100 810 002 082	REG INSTR - DUES & FEES INSTR MUSIC BE	0.00	0.00	0.00	0.00	0.00	0.00	0.00
01 1100 810 003	REG INSTR - DUES & FEES PC	257.00	0.00	0.00	0.00	257.00	0.00	257.00
01 1100 810 003 001	REG INSTR - DUES & FEES 1ST GRADE PC	896.00	0.00	0.00	0.00	896.00	0.00	896.00
01 1100 810 003 002	REG INSTR - DUES & FEES 2ND GRADE PC	707.00	0.00	640.00	90.52	67.00	0.00	67.00
01 1100 810 003 003	REG INSTR - DUES & FEES 3RD GRADE PC	679.00	0.00	0.00	0.00	679.00	0.00	679.00
01 1100 810 003 004	REG INSTR - DUES & FEES 4TH GRADE PC	159.00	0.00	0.00	0.00	159.00	0.00	159.00
01 1100 810 003 005	REG INSTR - DUES & FEES 5TH GRADE PC	609.00	0.00	100.00	16.42	509.00	0.00	509.00
01 1100 810 003 007	REG INSTR - DUES & FEES KDG PC	1,781.00	0.00	0.00	0.00	1,781.00	0.00	1,781.00
01 1100 810 003 060	REG INSTR - DUES & FEES PE PC	0.00	0.00	0.00	0.00	0.00	0.00	0.00
01 1100 810 003 080	REG INSTR - DUES & FEES ART PC	0.00	0.00	0.00	0.00	0.00	0.00	0.00
01 1100 810 003 081	REG INSTR - DUES & FEES VOCAL MUSIC PC	0.00	0.00	845.00	0.00	(845.00)	0.00	(845.00)
01 1100 810 003 082	REG INSTR - DUES & FEES INSTR MUSIC PC	0.00	0.00	0.00	0.00	0.00	0.00	0.00
01 1100 810 004	REG INSTR - DUES & FEES HE	1,598.00	0.00	0.00	0.00	1,598.00	0.00	1,598.00
01 1100 810 004 001	REG INSTR - DUES & FEES 1ST GRADE HE	1,354.00	0.00	0.00	0.00	1,354.00	0.00	1,354.00





Account Number	Account Description	Revised Budget	Expended During Month	Expenditures to Date	% of Budget	Balance at EOM	P/ O Outstanding	Unencumbered Balance
01 1100 890 004 082	REG INSTR - OTHER MISC INSTR MUSIC HE	0.00	0.00	0.00	0.00	0.00	0.00	0.00
01 1100 890 005	REG INSTR - OTHER MISC BMS	186.00	0.00	0.00	0.00	186.00	0.00	186.00
01 1100 890 005 015	REG INSTR - OTHER MISC ENGLISH BMS	0.00	0.00	0.00	0.00	0.00	0.00	0.00
01 1100 890 005 018	REG INSTR - OTHER MISC READING BMS	0.00	0.00	0.00	0.00	0.00	0.00	0.00
01 1100 890 005 019	REG INSTR - OTHER MISC SPEECH/DRAMA BMS	0.00	0.00	0.00	0.00	0.00	0.00	0.00
01 1100 890 005 022	REG INSTR - OTHER MISC WORLD LANG BMS	0.00	0.00	0.00	0.00	0.00	0.00	0.00
01 1100 890 005 030	REG INSTR - OTHER MISC SOC STUD BMS	0.00	0.00	0.00	0.00	0.00	0.00	0.00
01 1100 890 005 040	REG INSTR - OTHER MISC MATH BMS	0.00	0.00	0.00	0.00	0.00	0.00	0.00
01 1100 890 005 050	REG INSTR - OTHER MISC T&L BMS	0.00	0.00	0.00	0.00	0.00	0.00	0.00
01 1100 890 005 054	REG INSTR - OTHER MISC COMPUTERS BMS	0.00	0.00	0.00	0.00	0.00	0.00	0.00
01 1100 890 005 060	REG INSTR - OTHER MISC PE/HEALTH BMS	0.00	0.00	0.00	0.00	0.00	0.00	0.00
01 1100 890 005 070	REG INSTR - OTHER MISC SCIENCE BMS	584.00	0.00	0.00	0.00	584.00	0.00	584.00
01 1100 890 005 080	REG INSTR - OTHER MISC ART BMS	0.00	0.00	0.00	0.00	0.00	0.00	0.00
01 1100 890 005 081	REG INSTR - OTHER MISC VOCAL MUSIC BMS	0.00	0.00	0.00	0.00	0.00	0.00	0.00
01 1100 890 005 082	REG INSTR - OTHER MISC INSTR MUSIC BMS	424.00	0.00	0.00	0.00	424.00	0.00	424.00
01 1100 890 005 083	REG INSTR - OTHER MISC GENERAL MUSIC BMS	186.00	0.00	0.00	0.00	186.00	0.00	186.00
01 1100 890 006	REG INSTR - OTHER MISC AP	0.00	0.00	0.00	0.00	0.00	0.00	0.00
01 1100 890 006 001	REG INSTR - OTHER MISC 1ST GRADE AP	0.00	0.00	0.00	0.00	0.00	0.00	0.00
01 1100 890 006 002	REG INSTR - OTHER MISC 2ND GRADE AP	0.00	0.00	0.00	0.00	0.00	0.00	0.00
01 1100 890 006 003	REG INSTR - OTHER MISC 3RD GRADE AP	428.00	0.00	0.00	0.00	428.00	0.00	428.00
01 1100 890 006 004	REG INSTR - OTHER MISC 4TH GRADE AP	0.00	0.00	0.00	0.00	0.00	0.00	0.00
01 1100 890 006 005	REG INSTR - OTHER MISC 5TH GRADE AP	669.00	0.00	0.00	0.00	669.00	0.00	669.00
01 1100 890 006 007	REG INSTR - OTHER MISC KDG AP	0.00	0.00	0.00	0.00	0.00	0.00	0.00
01 1100 890 006 060	REG INSTR - OTHER MISC PE AP	0.00	0.00	0.00	0.00	0.00	0.00	0.00
01 1100 890 006 080	REG INSTR - OTHER MISC ART AP	0.00	0.00	0.00	0.00	0.00	0.00	0.00
01 1100 890 006 081	REG INSTR - OTHER MISC VOCAL MUSIC AP	0.00	0.00	0.00	0.00	0.00	0.00	0.00
01 1100 890 006 082	REG INSTR - OTHER MISC INSTR MUSIC AP	0.00	0.00	0.00	0.00	0.00	0.00	0.00
01 1100 890 007	REG INSTR - OTHER MISC SE	0.00	0.00	0.00	0.00	0.00	0.00	0.00
01 1100 890 007 001	REG INSTR - OTHER MISC 1ST GRADE SE	292.00	0.00	0.00	0.00	292.00	0.00	292.00
01 1100 890 007 002	REG INSTR - OTHER MISC 2ND GRADE SE	0.00	0.00	0.00	0.00	0.00	0.00	0.00
01 1100 890 007 003	REG INSTR - OTHER MISC 3RD GRADE SE	0.00	0.00	0.00	0.00	0.00	0.00	0.00
01 1100 890 007 004	REG INSTR - OTHER MISC 4TH GRADE SE	0.00	0.00	0.00	0.00	0.00	0.00	0.00
01 1100 890 007 005	REG INSTR - OTHER MISC 5TH GRADE SE	357.00	0.00	0.00	0.00	357.00	0.00	357.00
01 1100 890 007 007	REG INSTR - OTHER MISC KDG SE	0.00	0.00	0.00	0.00	0.00	0.00	0.00
01 1100 890 007 060	REG INSTR - OTHER MISC PE SE	0.00	0.00	0.00	0.00	0.00	0.00	0.00
01 1100 890 007 080	REG INSTR - OTHER MISC ART SE	0.00	0.00	0.00	0.00	0.00	0.00	0.00
01 1100 890 007 081	REG INSTR - OTHER MISC VOCAL MUSIC SE	0.00	0.00	0.00	0.00	0.00	0.00	0.00
01 1100 890 007 082	REG INSTR - OTHER MISC INSTR MUSIC SE	0.00	0.00	0.00	0.00	0.00	0.00	0.00
01 1100 890 008	REG INSTR - OTHER MISC BSMS	1,462.00	0.00	0.00	0.00	1,462.00	0.00	1,462.00
01 1100 890 008 015	REG INSTR - OTHER MISC ENGLISH BSMS	0.00	0.00	0.00	0.00	0.00	0.00	0.00
01 1100 890 008 018	REG INSTR - OTHER MISC READING BSMS	0.00	0.00	0.00	0.00	0.00	0.00	0.00
01 1100 890 008 019	REG INSTR - OTHER MISC SPEECH/DRAMA BSMS	0.00	0.00	0.00	0.00	0.00	0.00	0.00
01 1100 890 008 022	REG INSTR - OTHER MISC WORLD LANG BSMS	0.00	0.00	0.00	0.00	0.00	0.00	0.00
01 1100 890 008 030	REG INSTR - OTHER MISC SOC STUD BSMS	0.00	0.00	0.00	0.00	0.00	0.00	0.00
01 1100 890 008 040	REG INSTR - OTHER MISC MATH BSMS	0.00	0.00	0.00	0.00	0.00	0.00	0.00
01 1100 890 008 050	REG INSTR - OTHER MISC T&L BSMS	0.00	0.00	0.00	0.00	0.00	0.00	0.00
01 1100 890 008 054	REG INSTR - OTHER MISC COMPUTERS BSMS	0.00	0.00	0.00	0.00	0.00	0.00	0.00
01 1100 890 008 060	REG INSTR - OTHER MISC PE/HEALTH BSMS	0.00	0.00	0.00	0.00	0.00	0.00	0.00
01 1100 890 008 070	REG INSTR - OTHER MISC SCIENCE BSMS	0.00	0.00	0.00	0.00	0.00	0.00	0.00
01 1100 890 008 080	REG INSTR - OTHER MISC ART BSMS	0.00	0.00	0.00	0.00	0.00	0.00	0.00
01 1100 890 008 081	REG INSTR - OTHER MISC VOCAL MUSIC BSMS	0.00	0.00	0.00	0.00	0.00	0.00	0.00
01 1100 890 008 082	REG INSTR - OTHER MISC INSTR MUSIC BSMS	756.00	0.00	0.00	0.00	756.00	0.00	756.00
01 1100 890 008 083	REG INSTR - OTHER MISC GENERAL MUSIC BSMS	0.00	0.00	0.00	0.00	0.00	0.00	0.00
1100	REGULAR INSTRUCTIONAL PROGRAMS	30,428,461.00	2,193,034.00	13,475,943.20	44.40	16,952,517.80	35,500.07	16,917,017.73

Account Number	Account Description	Revised Budget	Expended During Month	Expenditures to Date	% of Budget	Balance at EOM	P/ O Outstanding	Unencumbered Balance
01 1125 111 002	SALARIES TEACHERS BE	71,456.00	5,854.90	35,129.40	49.16	36,326.60	0.00	36,326.60
01 1125 111 003	SALARIES TEACHERS PC	77,519.00	5,563.62	33,381.72	43.06	44,137.28	0.00	44,137.28
01 1125 111 004	SALARIES TEACHERS HE	73,896.00	6,087.94	36,527.64	49.43	37,368.36	0.00	37,368.36
01 1125 211 002	GROUP INS TEACHERS/PROF BE	26,416.00	2,088.36	12,530.16	47.43	13,885.84	0.00	13,885.84
01 1125 211 003	GROUP INS TEACHERS/PROF PC	30,190.00	2,088.37	12,530.22	41.50	17,659.78	0.00	17,659.78
01 1125 211 004	GROUP INS TEACHERS/PROF HE	9,756.00	776.03	4,656.18	47.73	5,099.82	0.00	5,099.82
01 1125 221 002	SOC SEC TEACHERS/PROF BE	5,487.00	439.67	2,638.02	48.08	2,848.98	0.00	2,848.98
01 1125 221 003	SOC SEC TEACHERS/PROF PC	5,953.00	417.44	2,504.64	42.07	3,448.36	0.00	3,448.36
01 1125 221 004	SOC SEC TEACHERS/PROF HE	5,773.00	465.31	2,791.86	48.36	2,981.14	0.00	2,981.14
01 1125 231 002	RETIREMENT TEACHERS/PROF BE	4,426.00	430.34	2,582.04	58.34	1,843.96	0.00	1,843.96
01 1125 231 003	RETIREMENT TEACHERS/PROF PC	4,802.00	408.93	2,453.58	51.09	2,348.42	0.00	2,348.42
01 1125 231 004	RETIREMENT TEACHERS/PROF HE	4,579.00	447.47	2,684.82	58.63	1,894.18	0.00	1,894.18
01 1125 237 002	INCR RET CONTR BE	1,336.00	42.74	256.44	19.19	1,079.56	0.00	1,079.56
01 1125 237 003	INCR RET CONTR PC	1,456.00	40.62	243.72	16.74	1,212.28	0.00	1,212.28
01 1125 237 004	INCR RET CONTR HE	1,387.00	44.44	266.64	19.22	1,120.36	0.00	1,120.36
1125	Regular Instructional Programs School Age Flex	324,432.00	25,196.18	151,177.08	46.60	173,254.92	0.00	173,254.92
1150	LIMITED ENGLISH PROF PROGRAMS							
01 1150 111 000	LEP - SALARIES NON-INSTR DIST	126,117.00	12,878.25	77,269.50	61.27	48,847.50	0.00	48,847.50
01 1150 112 000	LEP - SALARIES INSTR AIDES DIST	36,561.00	3,811.97	23,190.95	63.43	13,370.05	0.00	13,370.05
01 1150 151 000	LEP - ADD'L COMP TEACHERS DIST	256.00	28.34	170.04	66.42	85.96	0.00	85.96
01 1150 152 000	LEP - ADD'L COMP INSTR AIDES DIST	0.00	9.10	54.60	0.00	(54.60)	0.00	(54.60)
01 1150 211 000	LEP - GROUP INS TEACHERS DIST	10,943.00	1,636.23	9,817.38	89.71	1,125.62	0.00	1,125.62
01 1150 212 000	LEP - GROUP INS INSTR AIDES DIST	0.00	4.20	25.20	0.00	(25.20)	0.00	(25.20)
01 1150 221 000	LEP - SOC SEC TEACHERS DIST	9,855.00	982.40	5,894.42	59.81	3,960.58	0.00	3,960.58
01 1150 222 000	LEP - SOC SEC INSTR AIDES DIST	2,867.00	292.31	1,778.29	62.03	1,088.71	0.00	1,088.71
01 1150 231 000	LEP - RETIREMENT TEACHERS DIST	7,813.00	946.56	5,679.33	72.69	2,133.67	0.00	2,133.67
01 1150 232 000	LEP - RETIREMENT INSTR AIDES DIST	2,265.00	280.18	1,704.53	75.26	560.47	0.00	560.47
01 1150 237 000	LEP - INCR RET CONTR DIST	3,143.00	121.84	733.36	23.33	2,409.64	0.00	2,409.64
01 1150 281 000	LEP - HEALTH BEN TEACHERS DIST	0.00	0.00	0.00	0.00	0.00	0.00	0.00
01 1150 580 000	LEP - TRAVEL & MILEAGE DIST	375.00	0.00	0.00	0.00	375.00	0.00	375.00
01 1150 610 000	LEP - SUPPLIES DIST	340.00	0.00	0.00	0.00	340.00	0.00	340.00
01 1150 733 000	LEP - FURN & EQUIP DIST	0.00	0.00	0.00	0.00	0.00	0.00	0.00
01 1150 734 000	LEP - HARDWARE DIST	0.00	0.00	0.00	0.00	0.00	0.00	0.00
01 1150 735 000	LEP - SOFTWARE DIST	0.00	0.00	0.00	0.00	0.00	0.00	0.00
01 1150 810 000	LEP - DUES & FEES DIST	3,717.00	91.60	2,006.40	53.98	1,710.60	0.00	1,710.60
1150	LIMITED ENGLISH PROF PROGRAMS	204,252.00	21,082.98	128,324.00	62.83	75,928.00	0.00	75,928.00
1160	PROVERTY PROGRAMS							
01 1160 111 001	POVERTY - SALARIES TEACHERS BHS	33,526.00	0.00	0.00	0.00	33,526.00	0.00	33,526.00
01 1160 111 002	POVERTY - SALARIES TEACHERS BE	16,815.00	0.00	0.00	0.00	16,815.00	0.00	16,815.00
01 1160 111 003	POVERTY - SALARIES TEACHERS PC	10,586.00	0.00	0.00	0.00	10,586.00	0.00	10,586.00
01 1160 111 004	POVERTY - SALARIES TEACHERS HE	16,720.00	0.00	0.00	0.00	16,720.00	0.00	16,720.00
01 1160 111 005	POVERTY - SALARIES TEACHERS BMS	16,803.00	0.00	0.00	0.00	16,803.00	0.00	16,803.00
01 1160 111 006	POVERTY - SALARIES TEACHERS AP	5,381.00	0.00	0.00	0.00	5,381.00	0.00	5,381.00
01 1160 111 007	POVERTY - SALARIES TEACHERS SE	4,611.00	0.00	0.00	0.00	4,611.00	0.00	4,611.00
01 1160 111 008	POVERTY - SALARIES TEACHERS BSMS	19,952.00	0.00	0.00	0.00	19,952.00	0.00	19,952.00
01 1160 151 001	POVERTY - ADD'L COMP TEACHERS BHS	0.00	0.00	0.00	0.00	0.00	0.00	0.00
01 1160 151 002	POVERTY - ADD'L COMP TEACHERS BE	0.00	0.00	0.00	0.00	0.00	0.00	0.00
01 1160 151 003	POVERTY - ADD'L COMP TEACHERS PC	0.00	0.00	0.00	0.00	0.00	0.00	0.00
01 1160 151 004	POVERTY - ADD'L COMP TEACHERS HE	0.00	0.00	0.00	0.00	0.00	0.00	0.00
01 1160 151 005	POVERTY - ADD'L COMP TEACHERS BMS	0.00	0.00	0.00	0.00	0.00	0.00	0.00
01 1160 151 006	POVERTY - ADD'L COMP TEACHERS AP	0.00	0.00	0.00	0.00	0.00	0.00	0.00
01 1160 151 007	POVERTY - ADD'L COMP TEACHERS SE	0.00	0.00	0.00	0.00	0.00	0.00	0.00
01 1160 151 008	POVERTY - ADD'L COMP TEACHERS BSMS	0.00	0.00	0.00	0.00	0.00	0.00	0.00
01 1160 211 001	POVERTY - GROUP INS TEACHERS BHS	6,821.00	0.00	0.00	0.00	6,821.00	0.00	6,821.00

Account Number	Account Description	Revised Budget	Expended During Month	Expenditures to Date	% of Budget	Balance at EOM	P/ O Outstanding	Unencumbered Balance
01 1160 211 002	POVERTY - GROUP INS TEACHERS BE	6,918.00	0.00	0.00	0.00	6,918.00	0.00	6,918.00
01 1160 211 003	POVERTY - GROUP INS TEACHERS PC	2,708.00	0.00	0.00	0.00	2,708.00	0.00	2,708.00
01 1160 211 004	POVERTY - GROUP INS TEACHERS HE	6,918.00	0.00	0.00	0.00	6,918.00	0.00	6,918.00
01 1160 211 005	POVERTY - GROUP INS TEACHERS BMS	5,571.00	0.00	0.00	0.00	5,571.00	0.00	5,571.00
01 1160 211 006	POVERTY - GROUP INS TEACHERS AP	1,138.00	0.00	0.00	0.00	1,138.00	0.00	1,138.00
01 1160 211 007	POVERTY - GROUP INS TEACHERS SE	841.00	0.00	0.00	0.00	841.00	0.00	841.00
01 1160 211 008	POVERTY - GROUP INS TEACHERS BSMS	2,679.00	0.00	0.00	0.00	2,679.00	0.00	2,679.00
01 1160 221 001	POVERTY - SOC SEC TEACHERS BHS	2,622.00	0.00	0.00	0.00	2,622.00	0.00	2,622.00
01 1160 221 002	POVERTY - SOC SEC TEACHERS BE	1,292.00	0.00	0.00	0.00	1,292.00	0.00	1,292.00
01 1160 221 003	POVERTY - SOC SEC TEACHERS PC	840.00	0.00	0.00	0.00	840.00	0.00	840.00
01 1160 221 004	POVERTY - SOC SEC TEACHERS HE	1,301.00	0.00	0.00	0.00	1,301.00	0.00	1,301.00
01 1160 221 005	POVERTY - SOC SEC TEACHERS BMS	1,295.00	0.00	0.00	0.00	1,295.00	0.00	1,295.00
01 1160 221 006	POVERTY - SOC SEC TEACHERS AP	420.00	0.00	0.00	0.00	420.00	0.00	420.00
01 1160 221 007	POVERTY - SOC SEC TEACHERS SE	360.00	0.00	0.00	0.00	360.00	0.00	360.00
01 1160 221 008	POVERTY - SOC SEC TEACHERS BSMS	1,605.00	0.00	0.00	0.00	1,605.00	0.00	1,605.00
01 1160 231 001	POVERTY - RETIREMENT TEACHERS BHS	2,078.00	0.00	0.00	0.00	2,078.00	0.00	2,078.00
01 1160 231 002	POVERTY - RETIREMENT TEACHERS BE	1,042.00	0.00	0.00	0.00	1,042.00	0.00	1,042.00
01 1160 231 003	POVERTY - RETIREMENT TEACHERS PC	656.00	0.00	0.00	0.00	656.00	0.00	656.00
01 1160 231 004	POVERTY - RETIREMENT TEACHERS HE	1,036.00	0.00	0.00	0.00	1,036.00	0.00	1,036.00
01 1160 231 005	POVERTY - RETIREMENT TEACHERS BMS	1,041.00	0.00	0.00	0.00	1,041.00	0.00	1,041.00
01 1160 231 006	POVERTY - RETIREMENT TEACHERS AP	333.00	0.00	0.00	0.00	333.00	0.00	333.00
01 1160 231 007	POVERTY - RETIREMENT TEACHERS SE	286.00	0.00	0.00	0.00	286.00	0.00	286.00
01 1160 231 008	POVERTY - RETIREMENT TEACHERS BSMS	1,236.00	0.00	0.00	0.00	1,236.00	0.00	1,236.00
01 1160 237 001	POVERTY - INCR RET CONTR BHS	629.00	0.00	0.00	0.00	629.00	0.00	629.00
01 1160 237 002	POVERTY - INCR RET CONTR BE	312.00	0.00	0.00	0.00	312.00	0.00	312.00
01 1160 237 003	POVERTY - INCR RET CONTR PC	199.00	0.00	0.00	0.00	199.00	0.00	199.00
01 1160 237 004	POVERTY - INCR RET CONTR HE	310.00	0.00	0.00	0.00	310.00	0.00	310.00
01 1160 237 005	POVERTY - INCR RET CONTR BMS	315.00	0.00	0.00	0.00	315.00	0.00	315.00
01 1160 237 006	POVERTY - INCR RET CONTR AP	101.00	0.00	0.00	0.00	101.00	0.00	101.00
01 1160 237 007	POVERTY - INCR RET CONTR SE	0.00	0.00	0.00	0.00	0.00	0.00	0.00
01 1160 237 008	POVERTY - INCR RET CONTR BSMS	371.00	0.00	0.00	0.00	371.00	0.00	371.00
01 1160 281 001	POVERTY - HEALTH BEN TEACHERS BHS	670.00	0.00	0.00	0.00	670.00	0.00	670.00
01 1160 281 002	POVERTY - HEALTH BEN TEACHERS BE	0.00	0.00	0.00	0.00	0.00	0.00	0.00
01 1160 281 003	POVERTY - HEALTH BEN TEACHERS PC	302.00	0.00	0.00	0.00	302.00	0.00	302.00
01 1160 281 004	POVERTY - HEALTH BEN TEACHERS HE	0.00	0.00	0.00	0.00	0.00	0.00	0.00
01 1160 281 005	POVERTY - HEALTH BEN TEACHERS BMS	0.00	0.00	0.00	0.00	0.00	0.00	0.00
01 1160 281 006	POVERTY - HEALTH TEACHERS AP	0.00	0.00	0.00	0.00	0.00	0.00	0.00
01 1160 281 007	POVERTY - HEALTH TEACHERS SE	0.00	0.00	0.00	0.00	0.00	0.00	0.00
01 1160 281 008	POVERTY - HEALTH BEN TEACHERS BSMS	636.00	0.00	0.00	0.00	636.00	0.00	636.00
01 1160 340 002	POVERTY - OTHER PROF SERVICES BE	0.00	0.00	0.00	0.00	0.00	0.00	0.00
01 1160 340 006	POVERTY - OTHER PROF SERVICES AP	0.00	0.00	0.00	0.00	0.00	0.00	0.00
01 1160 610 002	POVERTY - SUPPLIES BE	0.00	0.00	0.00	0.00	0.00	0.00	0.00
01 1160 610 006	POVERTY - SUPPLIES AP	0.00	0.00	0.00	0.00	0.00	0.00	0.00
1160	PROVERTY PROGRAMS	179,276.00	0.00	0.00	0.00	179,276.00	0.00	179,276.00
1200	SPECIAL EDUCATION INSTRUCTIONAL PROGRAMS							
01 1200 110 000	SPED - SALARIES NON-INSTR DIST	150,736.00	11,917.42	71,282.61	47.29	79,453.39	0.00	79,453.39
01 1200 111 000	SPED - SALARIES TEACHERS DIST	234,948.00	18,221.75	109,330.50	46.53	125,617.50	0.00	125,617.50
01 1200 111 001	SPED - SALARIES TEACHERS BHS	559,539.00	37,240.09	246,023.79	43.97	313,515.21	0.00	313,515.21
01 1200 111 002	SPED - SALARIES TEACHERS BE	192,080.00	20,566.00	127,697.10	66.48	64,382.90	0.00	64,382.90
01 1200 111 003	SPED - SALARIES TEACHERS PC	213,704.00	21,368.68	128,597.34	60.18	85,106.66	0.00	85,106.66
01 1200 111 004	SPED - SALARIES TEACHERS HE	296,528.00	23,545.07	141,270.42	47.64	155,257.58	0.00	155,257.58
01 1200 111 005	SPED - SALARIES TEACHERS BMS	230,641.00	18,210.62	109,919.37	47.66	120,721.63	0.00	120,721.63
01 1200 111 006	SPED - SALARIES TEACHERS AP	210,271.00	14,225.22	85,351.32	40.59	124,919.68	0.00	124,919.68
01 1200 111 007	SPED - SALARIES TEACHERS SE	111,010.00	9,626.16	57,756.96	52.03	53,253.04	0.00	53,253.04
01 1200 111 008	SPED - SALARIES TEACHERS BSMS	313,075.00	21,016.79	122,441.04	39.11	190,633.96	0.00	190,633.96

Regular; Processing Month 02/2026

Account Number	Account Description	Revised Budget	Expended During Month	Expenditures to Date	% of Budget	Balance at EOM	P/ O Outstanding	Unencumbered Balance
01 1200 112 000	SPED - SALARIES INSTR AIDES	20,887.00	5,124.02	35,137.13	168.22	(14,250.13)	0.00	(14,250.13)
01 1200 112 001	SPED - SALARIES INSTR AIDES BHS	76,352.00	7,618.60	39,727.43	52.03	36,624.57	0.00	36,624.57
01 1200 112 002	SPED - SALARIES INSTR AIDES BE	176,574.00	16,299.56	106,352.72	60.23	70,221.28	0.00	70,221.28
01 1200 112 003	SPED - SALARIES INSTR AIDES PC	154,286.00	15,342.73	85,602.41	55.48	68,683.59	0.00	68,683.59
01 1200 112 004	SPED - SALARIES INSTR AIDES HE	196,289.00	15,112.59	96,783.29	49.31	99,505.71	0.00	99,505.71
01 1200 112 005	SPED - SALARIES INSTR AIDES BMS	66,295.00	5,885.86	38,734.35	58.43	27,560.65	0.00	27,560.65
01 1200 112 006	SPED - SALARIES INSTR AIDES AP	144,933.00	13,245.99	86,153.55	59.44	58,779.45	0.00	58,779.45
01 1200 112 007	SPED - SALARIES INSTR AIDES SE	61,813.00	5,884.81	40,343.70	65.27	21,469.30	0.00	21,469.30
01 1200 112 008	SPED - SALARIES INSTR AIDES BSMS	107,140.00	12,763.63	81,487.34	76.06	25,652.66	0.00	25,652.66
01 1200 122 001	SPED - SUB AIDES BHS	2,178.00	0.00	0.00	0.00	2,178.00	0.00	2,178.00
01 1200 122 002	SPED - SUB AIDES BE	2,773.00	1,211.70	5,319.83	191.84	(2,546.83)	0.00	(2,546.83)
01 1200 122 003	SPED - SUB AIDES PC	8,511.00	959.78	3,107.28	36.51	5,403.72	0.00	5,403.72
01 1200 122 004	SPED - SUB AIDES HE	12,433.00	2,480.01	14,375.19	115.62	(1,942.19)	0.00	(1,942.19)
01 1200 122 005	SPED - SUB AIDES BMS	7,990.00	112.23	945.38	11.83	7,044.62	0.00	7,044.62
01 1200 122 006	SPED - SUB AIDES AP	15,066.00	929.46	6,002.72	39.84	9,063.28	0.00	9,063.28
01 1200 122 007	SPED - SUB AIDES SE	16,330.00	841.85	8,524.27	52.20	7,805.73	0.00	7,805.73
01 1200 122 008	SPED - SUB AIDES BSMS	430.00	0.00	0.00	0.00	430.00	0.00	430.00
01 1200 123 001	SPED - SUB TEACHERS BHS	15,006.00	3,237.50	9,830.14	65.51	5,175.86	0.00	5,175.86
01 1200 123 002	SPED - SUB TEACHERS BE	2,375.00	2,495.00	4,332.50	182.42	(1,957.50)	0.00	(1,957.50)
01 1200 123 003	SPED - SUB TEACHERS PC	16,248.00	0.00	2,975.00	18.31	13,273.00	0.00	13,273.00
01 1200 123 004	SPED - SUB TEACHERS HE	15,679.00	1,050.00	15,685.47	100.04	(6.47)	0.00	(6.47)
01 1200 123 005	SPED - SUB TEACHERS BMS	12,745.00	641.08	3,266.08	25.63	9,478.92	0.00	9,478.92
01 1200 123 006	SPED - SUB TEACHERS AP	10,165.00	1,321.82	5,984.13	58.87	4,180.87	0.00	4,180.87
01 1200 123 007	SPED - SUB TEACHERS SE	12,786.00	612.50	1,312.50	10.27	11,473.50	0.00	11,473.50
01 1200 123 008	SPED - SUB TEACHERS BSMS	9,932.00	962.50	10,682.50	107.56	(750.50)	0.00	(750.50)
01 1200 130 000	SPED - OT SALARIES NON-INSTR DIST	322.00	0.00	1.92	0.60	320.08	0.00	320.08
01 1200 132 004	SPED - OT SALARIES NON-INSTR HE	0.00	0.00	61.08	0.00	(61.08)	0.00	(61.08)
01 1200 132 006	SPED - OT SALARIES NON- INSTR AP	633.00	54.70	763.72	120.65	(130.72)	0.00	(130.72)
01 1200 132 008	SPED - OT SALARIES NON- INSTR BSMS	0.00	0.00	0.00	0.00	0.00	0.00	0.00
01 1200 150 000	SPED - ADD'L COMP NON-INSTR DIST	303.00	26.16	156.96	51.80	146.04	0.00	146.04
01 1200 151 000	SPED - ADD'L COMP TEACHERS DIST	1,607.00	40.08	240.48	14.96	1,366.52	0.00	1,366.52
01 1200 151 001	SPED - ADD'L COMP TEACHERS BHS	4,988.00	124.76	653.06	13.09	4,334.94	0.00	4,334.94
01 1200 151 002	SPED - ADD'L COMP TEACHERS BE	4,301.00	89.91	661.96	15.39	3,639.04	0.00	3,639.04
01 1200 151 003	SPED - ADD'L COMP TEACHERS PC	7,611.00	140.78	3,144.20	41.31	4,466.80	0.00	4,466.80
01 1200 151 004	SPED - ADD'L COMP TEACHERS HE	2,453.00	145.16	1,260.70	51.39	1,192.30	0.00	1,192.30
01 1200 151 005	SPED - ADD'L COMP TEACHERS BMS	6,019.00	96.99	468.66	7.79	5,550.34	0.00	5,550.34
01 1200 151 006	SPED - ADD'L COMP TEACHERS AP	5,349.00	94.29	960.69	17.96	4,388.31	0.00	4,388.31
01 1200 151 007	SPED - ADD'L COMP TEACHERS SE	1,868.00	49.50	883.44	47.29	984.56	0.00	984.56
01 1200 151 008	SPED - ADD'L COMP TEACHERS BSMS	1,754.00	84.63	566.12	32.28	1,187.88	0.00	1,187.88
01 1200 152 000	SPED - ADD'L COMP AIDES	4,898.00	1,939.68	11,524.56	235.29	(6,626.56)	0.00	(6,626.56)
01 1200 152 001	SPED - ADD'L COMP AIDES BHS	198.00	13.63	81.78	41.30	116.22	0.00	116.22
01 1200 152 002	SPED - ADD'L COMP AIDES BE	343.00	33.76	210.47	61.36	132.53	0.00	132.53
01 1200 152 003	SPED - ADD'L COMP AIDES PC	286.00	39.62	242.25	84.70	43.75	0.00	43.75
01 1200 152 004	SPED - ADD'L COMP AIDES HE	442.00	28.35	217.30	49.16	224.70	0.00	224.70
01 1200 152 005	SPED - ADD'L COMP AIDES BMS	0.00	19.33	89.08	0.00	(89.08)	0.00	(89.08)
01 1200 152 006	SPED - ADD'L COMP AIDES AP	132.00	24.75	165.86	125.65	(33.86)	0.00	(33.86)
01 1200 152 007	SPED - ADD'L COMP AIDES SE	114.00	14.18	76.78	67.35	37.22	0.00	37.22
01 1200 152 008	SPED - ADD'L COMP AIDES BSMS	256.00	23.60	185.93	72.63	70.07	0.00	70.07
01 1200 210 000	SPED - GROUP INS NON-INSTR DIST	45,010.00	2,459.00	14,754.00	32.78	30,256.00	0.00	30,256.00
01 1200 211 000	SPED - GROUP INS TEACHERS/PROF DIST	12,222.00	1,848.32	11,076.92	90.63	1,145.08	0.00	1,145.08
01 1200 211 001	SPED - GROUP INS TEACHERS BHS	137,320.00	12,971.08	77,826.48	56.68	59,493.52	0.00	59,493.52
01 1200 211 002	SPED - GROUP INS TEACHERS BE	45,039.00	6,164.06	33,031.26	73.34	12,007.74	0.00	12,007.74
01 1200 211 003	SPED - GROUP INS TEACHERS PC	79,390.00	6,086.28	36,517.68	46.00	42,872.32	0.00	42,872.32
01 1200 211 004	SPED - GROUP INS TEACHERS HE	119,399.00	6,762.12	40,572.72	33.98	78,826.28	0.00	78,826.28
01 1200 211 005	SPED - GROUP INS TEACHERS BMS	117,447.00	9,488.63	56,931.78	48.47	60,515.22	0.00	60,515.22

Regular; Processing Month 02/2026

Account Number	Account Description	Revised Budget	Expended During Month	Expenditures to Date	% of Budget	Balance at EOM	P/ O Outstanding	Unencumbered Balance
01 1200 211 006	SPED - GROUP INS TEACHERS AP	88,985.00	6,736.90	40,421.40	45.42	48,563.60	0.00	48,563.60
01 1200 211 007	SPED - GROUP INS TEACHERS SE	14,956.00	915.07	5,490.42	36.71	9,465.58	0.00	9,465.58
01 1200 211 008	SPED - GROUP INS TEACHERS BSMS	69,429.00	5,681.13	29,521.93	42.52	39,907.07	0.00	39,907.07
01 1200 212 000	SPED - GROUP INS INSTR AIDES	0.00	8.40	50.40	0.00	(50.40)	0.00	(50.40)
01 1200 212 001	SPED - GROUP INS AIDES BHS	2,595.00	342.50	2,055.96	79.23	539.04	0.00	539.04
01 1200 212 002	SPED - GROUP INS AIDES BE	217.00	16.80	102.90	47.42	114.10	0.00	114.10
01 1200 212 003	SPED - GROUP INS AIDES PC	173.00	15.75	88.20	50.98	84.80	0.00	84.80
01 1200 212 004	SPED - GROUP INS AIDES HE	9,341.00	695.89	4,177.44	44.72	5,163.56	0.00	5,163.56
01 1200 212 005	SPED - GROUP INS AIDES BMS	0.00	6.30	35.70	0.00	(35.70)	0.00	(35.70)
01 1200 212 006	SPED - GROUP INS AIDES AP	4,721.00	349.27	2,099.26	44.47	2,621.74	0.00	2,621.74
01 1200 212 007	SPED - GROUP INS AIDES SE	0.00	6.02	42.98	0.00	(42.98)	0.00	(42.98)
01 1200 212 008	SPED - GROUP INS AIDES BSMS	131.00	12.60	77.70	59.31	53.30	0.00	53.30
01 1200 220 000	SPED - SOC SEC NON-INSTR DIST	12,026.00	954.24	5,708.62	47.47	6,317.38	0.00	6,317.38
01 1200 221 000	SPED - SOC SEC TEACHERS DIST	18,511.00	1,397.02	8,382.13	45.28	10,128.87	0.00	10,128.87
01 1200 221 001	SPED - SOC SEC TEACHERS BHS	44,115.00	2,808.17	18,569.30	42.09	25,545.70	0.00	25,545.70
01 1200 221 002	SPED - SOC SEC TEACHERS BE	14,972.00	1,547.87	9,670.42	64.59	5,301.58	0.00	5,301.58
01 1200 221 003	SPED - SOC SEC TEACHERS PC	17,803.00	1,659.75	10,163.86	57.09	7,639.14	0.00	7,639.14
01 1200 221 004	SPED - SOC SEC TEACHERS HE	23,104.00	1,835.95	11,045.56	47.81	12,058.44	0.00	12,058.44
01 1200 221 005	SPED - SOC SEC TEACHERS BMS	18,325.00	1,377.02	8,303.62	45.31	10,021.38	0.00	10,021.38
01 1200 221 006	SPED - SOC SEC TEACHERS AP	16,080.00	1,028.04	6,198.37	38.55	9,881.63	0.00	9,881.63
01 1200 221 007	SPED - SOC SEC TEACHERS SE	9,281.00	776.03	4,701.10	50.65	4,579.90	0.00	4,579.90
01 1200 221 008	SPED - SOC SEC TEACHERS BSMS	24,672.00	1,605.34	9,359.01	37.93	15,312.99	0.00	15,312.99
01 1200 222 000	SPED - SOC SEC INSTR AIDES	2,052.00	524.42	3,473.92	169.29	(1,421.92)	0.00	(1,421.92)
01 1200 222 001	SPED - SOC SEC AIDES BHS	6,136.00	583.62	3,043.90	49.61	3,092.10	0.00	3,092.10
01 1200 222 002	SPED - SOC SEC AIDES BE	14,027.00	1,342.18	8,559.08	61.02	5,467.92	0.00	5,467.92
01 1200 222 003	SPED - SOC SEC AIDES PC	12,672.00	1,250.19	6,804.79	53.70	5,867.21	0.00	5,867.21
01 1200 222 004	SPED - SOC SEC AIDES HE	16,206.00	1,345.20	8,508.14	52.50	7,697.86	0.00	7,697.86
01 1200 222 005	SPED - SOC SEC AIDES BMS	5,722.00	459.40	3,036.73	53.07	2,685.27	0.00	2,685.27
01 1200 222 006	SPED - SOC SEC AIDES AP	12,419.00	1,090.25	7,119.53	57.33	5,299.47	0.00	5,299.47
01 1200 222 007	SPED - SOC SEC AIDES SE	5,960.00	515.69	3,744.31	62.82	2,215.69	0.00	2,215.69
01 1200 222 008	SPED - SOC SEC AIDES BSMS	8,430.00	978.24	6,248.08	74.12	2,181.92	0.00	2,181.92
01 1200 223 001	SPED - SOC SEC SUB TEACHERS BHS	1,025.00	247.72	751.90	73.36	273.10	0.00	273.10
01 1200 223 002	SPED - SOC SEC SUB TEACHERS BE	162.00	190.84	331.37	204.55	(169.37)	0.00	(169.37)
01 1200 223 003	SPED - SOC SEC SUB TEACHERS PC	1,110.00	0.00	227.65	20.51	882.35	0.00	882.35
01 1200 223 004	SPED - SOC SEC SUB TEACHERS HE	1,071.00	80.28	1,199.85	112.03	(128.85)	0.00	(128.85)
01 1200 223 005	SPED - SOC SEC SUB TEACHERS BMS	871.00	49.04	249.91	28.69	621.09	0.00	621.09
01 1200 223 006	SPED - SOC SEC SUB TEACHERS AP	695.00	101.17	457.91	65.89	237.09	0.00	237.09
01 1200 223 007	SPED - SOC SEC SUB TEACHERS SE	874.00	46.88	100.46	11.49	773.54	0.00	773.54
01 1200 223 008	SPED - SOC SEC SUB TEACHERS BSMS	679.00	73.67	817.32	120.37	(138.32)	0.00	(138.32)
01 1200 230 000	SPED - RETIREMENT NON-INSTR DIST	9,355.00	875.93	5,239.41	56.01	4,115.59	0.00	4,115.59
01 1200 231 000	SPED - RETIREMENT TEACHERS DIST	14,608.00	1,339.30	8,035.80	55.01	6,572.20	0.00	6,572.20
01 1200 231 001	SPED - RETIREMENT TEACHERS BHS	34,932.00	2,739.22	18,090.03	51.79	16,841.97	0.00	16,841.97
01 1200 231 002	SPED - RETIREMENT TEACHERS BE	12,162.00	1,514.71	9,413.43	77.40	2,748.57	0.00	2,748.57
01 1200 231 003	SPED - RETIREMENT TEACHERS PC	13,510.00	1,577.44	9,429.72	69.80	4,080.28	0.00	4,080.28
01 1200 231 004	SPED - RETIREMENT TEACHERS HE	18,475.00	1,737.42	10,453.17	56.58	8,021.83	0.00	8,021.83
01 1200 231 005	SPED - RETIREMENT TEACHERS BMS	14,665.00	1,342.64	8,095.72	55.20	6,569.28	0.00	6,569.28
01 1200 231 006	SPED - RETIREMENT TEACHERS AP	13,310.00	1,049.71	6,327.30	47.54	6,982.70	0.00	6,982.70
01 1200 231 007	SPED - RETIREMENT TEACHERS SE	6,987.00	709.60	4,300.71	61.55	2,686.29	0.00	2,686.29
01 1200 231 008	SPED - RETIREMENT TEACHERS BSMS	19,482.00	1,546.80	9,017.55	46.29	10,464.45	0.00	10,464.45
01 1200 232 000	SPED - RETIREMENT INSTR AIDES	1,621.00	518.47	3,425.35	211.31	(1,804.35)	0.00	(1,804.35)
01 1200 232 001	SPED - RETIREMENT AIDES BHS	4,739.00	559.96	2,919.96	61.62	1,819.04	0.00	1,819.04
01 1200 232 002	SPED - RETIREMENT AIDES BE	10,748.00	1,198.01	7,816.92	72.73	2,931.08	0.00	2,931.08
01 1200 232 003	SPED - RETIREMENT AIDES PC	9,558.00	1,127.69	6,290.36	65.81	3,267.64	0.00	3,267.64
01 1200 232 004	SPED - RETIREMENT AIDES HE	12,172.00	1,094.48	7,458.78	61.28	4,713.22	0.00	4,713.22
01 1200 232 005	SPED - RETIREMENT AIDES BMS	3,779.00	432.61	2,563.05	67.82	1,215.95	0.00	1,215.95









Account Number	Account Description	Revised Budget	Expended During Month	Expenditures to Date	% of Budget	Balance at EOM	P/ O Outstanding	Unencumbered Balance
01 1300 222 006	SUMM SCHOOL - SOC SEC AIDES AP	0.00	0.00	0.00	0.00	0.00	0.00	0.00
01 1300 222 007	SUMM SCHOOL - SOC SEC AIDES SE	710.00	0.00	0.00	0.00	710.00	0.00	710.00
01 1300 222 008	SUMM SCHOOL - SOC SEC AIDES BSMS	0.00	0.00	0.00	0.00	0.00	0.00	0.00
01 1300 231 001	SUMM SCHOOL - RETIREMENT TEACHERS BHS	1,089.00	0.00	0.00	0.00	1,089.00	0.00	1,089.00
01 1300 231 002	SUMM SCHOOL - RETIREMENT TEACHERS BE	2,275.00	0.00	7.31	0.32	2,267.69	0.00	2,267.69
01 1300 231 003	SUMM SCHOOL - RETIREMENT TEACHERS PC	0.00	0.00	0.00	0.00	0.00	0.00	0.00
01 1300 231 004	SUMM SCHOOL - RETIREMENT TEACHERS HE	0.00	0.00	0.00	0.00	0.00	0.00	0.00
01 1300 231 005	SUMM SCHOOL - RETIREMENT TEACHERS BMS	1,212.00	10.41	10.41	0.86	1,201.59	0.00	1,201.59
01 1300 231 006	SUMM SCHOOL - RETIREMENT TEACHERS AP	0.00	0.00	0.00	0.00	0.00	0.00	0.00
01 1300 231 007	SUMM SCHOOL - RETIREMENT TEACHERS SE	2,976.00	0.00	0.00	0.00	2,976.00	0.00	2,976.00
01 1300 231 008	SUMM SCHOOL - RETIREMENT TEACHERS BSMS	0.00	0.00	0.00	0.00	0.00	0.00	0.00
01 1300 232 001	SUMM SCHOOL - RETIREMENT AIDES BHS	208.00	0.00	0.00	0.00	208.00	0.00	208.00
01 1300 232 002	SUMM SCHOOL - RETIREMENT AIDES BE	458.00	0.00	0.00	0.00	458.00	0.00	458.00
01 1300 232 003	SUMM SCHOOL - RETIREMENT AIDES PC	0.00	0.00	0.00	0.00	0.00	0.00	0.00
01 1300 232 004	SUMM SCHOOL - RETIREMENT AIDES HE	0.00	0.00	0.00	0.00	0.00	0.00	0.00
01 1300 232 005	SUMM SCHOOL - RETIREMENT AIDES BMS	0.00	0.00	0.00	0.00	0.00	0.00	0.00
01 1300 232 006	SUMM SCHOOL - RETIREMENT AIDES AP	0.00	0.00	0.00	0.00	0.00	0.00	0.00
01 1300 232 007	SUMM SCHOOL - RETIREMENT AIDES SE	472.00	0.00	0.00	0.00	472.00	0.00	472.00
01 1300 232 008	SUMM SCHOOL - RETIREMENT AIDES BSMS	0.00	0.00	0.00	0.00	0.00	0.00	0.00
01 1300 237 001	SUMM SCHOOL - INCR RET CONTR BHS	129.00	0.00	0.00	0.00	129.00	0.00	129.00
01 1300 237 002	SUMM SCHOOL - INCR RET CONTR BE	285.00	0.00	0.73	0.26	284.27	0.00	284.27
01 1300 237 003	SUMM SCHOOL - INCR RET CONTR PC	0.00	0.00	0.00	0.00	0.00	0.00	0.00
01 1300 237 004	SUMM SCHOOL - INCR RET CONTR HE	0.00	0.00	0.00	0.00	0.00	0.00	0.00
01 1300 237 005	SUMM SCHOOL - INCR RET CONTR BMS	146.00	1.03	1.03	0.71	144.97	0.00	144.97
01 1300 237 006	SUMM SCHOOL - INCR RET CONTR AP	0.00	0.00	0.00	0.00	0.00	0.00	0.00
01 1300 237 007	SUMM SCHOOL - INCR RET CONTR SE	360.00	0.00	0.00	0.00	360.00	0.00	360.00
01 1300 237 008	SUMM SCHOOL - INCR RET CONTR BSMS	0.00	0.00	0.00	0.00	0.00	0.00	0.00
01 1300 580 001	SUMM SCHOOL - TRAVEL & MILEAGE BHS	0.00	0.00	0.00	0.00	0.00	0.00	0.00
01 1300 610 001	SUMM SCHOOL - SUPPLIES BHS	0.00	0.00	0.00	0.00	0.00	0.00	0.00
01 1300 610 002	SUMM SCHOOL - SUPPLIES BE	429.00	0.00	0.00	0.00	429.00	0.00	429.00
01 1300 610 003	SUMM SCHOOL - SUPPLIES PC	2,616.00	0.00	0.00	0.00	2,616.00	0.00	2,616.00
01 1300 610 004	SUMM SCHOOL - SUPPLIES HE	121.00	0.00	0.00	0.00	121.00	0.00	121.00
01 1300 610 005	SUMM SCHOOL - SUPPLIES BMS	0.00	0.00	0.00	0.00	0.00	0.00	0.00
01 1300 610 006	SUMM SCHOOL - SUPPLIES AP	0.00	0.00	0.00	0.00	0.00	0.00	0.00
01 1300 610 007	SUMM SCHOOL - SUPPLIES SE	678.00	0.00	0.00	0.00	678.00	0.00	678.00
01 1300 610 008	SUMM SCHOOL - SUPPLIES BSMS	1,603.00	0.00	0.00	0.00	1,603.00	0.00	1,603.00
01 1300 640 001	SUMM SCHOOL - BOOKS & PER BHS	0.00	0.00	0.00	0.00	0.00	0.00	0.00
01 1300 640 002	SUMM SCHOOL - BOOKS & PER BE	0.00	0.00	0.00	0.00	0.00	0.00	0.00
01 1300 640 003	SUMM SCHOOL - BOOKS & PER PC	0.00	0.00	0.00	0.00	0.00	0.00	0.00
01 1300 640 004	SUMM SCHOOL - BOOKS & PER HE	0.00	0.00	0.00	0.00	0.00	0.00	0.00
01 1300 640 005	SUMM SCHOOL - BOOKS & PER BMS	0.00	0.00	0.00	0.00	0.00	0.00	0.00
01 1300 640 006	SUMM SCHOOL - BOOKS & PER AP	0.00	0.00	0.00	0.00	0.00	0.00	0.00
01 1300 640 007	SUMM SCHOOL - BOOKS & PER SE	0.00	0.00	0.00	0.00	0.00	0.00	0.00
01 1300 640 008	SUMM SCHOOL - BOOKS & PER BSMS	0.00	0.00	0.00	0.00	0.00	0.00	0.00
01 1300 810 001	SUMM SCHOOL - DUES & FEES BHS	0.00	0.00	0.00	0.00	0.00	0.00	0.00
01 1300 810 002	SUMM SCHOOL - DUES & FEES BE	0.00	0.00	0.00	0.00	0.00	0.00	0.00
01 1300 810 003	SUMM SCHOOL - DUES & FEES PC	0.00	0.00	0.00	0.00	0.00	0.00	0.00
01 1300 810 004	SUMM SCHOOL - DUES & FEES HE	0.00	0.00	0.00	0.00	0.00	0.00	0.00
01 1300 810 005	SUMM SCHOOL - DUES & FEES BMS	0.00	0.00	0.00	0.00	0.00	0.00	0.00
01 1300 810 006	SUMM SCHOOL - DUES & FEES AP	0.00	0.00	0.00	0.00	0.00	0.00	0.00
01 1300 810 007	SUMM SCHOOL - DUES & FEES SE	0.00	0.00	0.00	0.00	0.00	0.00	0.00
01 1300 810 008	SUMM SCHOOL - DUES & FEES BSMS	0.00	0.00	0.00	0.00	0.00	0.00	0.00
1300	SUMMER SCHOOL	171,894.00	163.87	278.94	0.16	171,615.06	0.00	171,615.06
2120	GUIDANCE SERVICES							
01 2120 110 001	GUIDANCE - SALARIES NON-INSTR BHS	37,109.00	3,104.14	19,166.15	51.65	17,942.85	0.00	17,942.85

Regular; Processing Month 02/2026

Account Number	Account Description	Revised Budget	Expended During Month	Expenditures to Date	% of Budget	Balance at EOM	P/ O Outstanding	Unencumbered Balance
01 2120 110 005	GUIDANCE - SALARIES NON-INSTR BMS	0.00	0.00	0.00	0.00	0.00	0.00	0.00
01 2120 111 001	GUIDANCE - SALARIES TEACHERS BHS	242,896.00	21,679.89	130,079.34	53.55	112,816.66	0.00	112,816.66
01 2120 111 002	GUIDANCE - SALARIES TEACHERS BE	62,939.00	6,202.74	37,216.44	59.13	25,722.56	0.00	25,722.56
01 2120 111 003	GUIDANCE - SALARIES TEACHERS PC	117,831.00	9,835.28	59,011.68	50.08	58,819.32	0.00	58,819.32
01 2120 111 004	GUIDANCE - SALARIES TEACHERS HE	62,583.00	6,031.39	36,188.34	57.82	26,394.66	0.00	26,394.66
01 2120 111 005	GUIDANCE - SALARIES TEACHERS BMS	82,174.00	7,527.70	45,166.20	54.96	37,007.80	0.00	37,007.80
01 2120 111 006	GUIDANCE - SALARIES TEACHERS AP	52,294.00	4,523.54	27,141.24	51.90	25,152.76	0.00	25,152.76
01 2120 111 007	GUIDANCE - SALARIES TEACHERS SE	62,076.00	5,208.93	31,253.58	50.35	30,822.42	0.00	30,822.42
01 2120 111 008	GUIDANCE - SALARIES TEACHERS BSMS	163,917.00	14,397.63	86,162.16	52.56	77,754.84	0.00	77,754.84
01 2120 130 001	GUIDANCE - OT SALARIES NON-INSTR BHS	197.00	0.00	16.97	8.61	180.03	0.00	180.03
01 2120 130 005	GUIDANCE - OT SALARIES NON-INSTR BMS	0.00	0.00	0.00	0.00	0.00	0.00	0.00
01 2120 150 001	GUIDANCE - ADD'L COMP NON-INSTR BHS	0.00	7.56	45.36	0.00	(45.36)	0.00	(45.36)
01 2120 150 005	GUIDANCE - ADD'L COMP NON-INSTR BMS	0.00	0.00	0.00	0.00	0.00	0.00	0.00
01 2120 151 001	GUIDANCE - ADD'L COMP TEACHERS BHS	541.00	48.97	293.82	54.31	247.18	0.00	247.18
01 2120 151 002	GUIDANCE - ADD'L COMP TEACHERS BE	160.00	41.97	110.22	68.89	49.78	0.00	49.78
01 2120 151 003	GUIDANCE - ADD'L COMP TEACHERS PC	512.00	100.72	416.58	81.36	95.42	0.00	95.42
01 2120 151 004	GUIDANCE - ADD'L COMP TEACHERS HE	160.00	41.59	107.94	67.46	52.06	0.00	52.06
01 2120 151 005	GUIDANCE - ADD'L COMP TEACHERS BMS	199.00	16.56	99.36	49.93	99.64	0.00	99.64
01 2120 151 006	GUIDANCE - ADD'L COMP TEACHERS AP	116.00	38.27	88.02	75.88	27.98	0.00	27.98
01 2120 151 007	GUIDANCE - ADD'L COMP TEACHERS SE	291.00	11.46	68.76	23.63	222.24	0.00	222.24
01 2120 151 008	GUIDANCE - ADD'L COMP TEACHERS BSMS	398.00	33.12	198.72	49.93	199.28	0.00	199.28
01 2120 152 001	GUIDANCE - ADD'L COMP AIDES BHS	0.00	0.00	0.00	0.00	0.00	0.00	0.00
01 2120 152 005	GUIDANCE - ADD'L COMP AIDES BMS	0.00	0.00	0.00	0.00	0.00	0.00	0.00
01 2120 210 001	GUIDANCE - GROUP INS NON-INSTR BHS	12,195.00	912.97	5,477.82	44.92	6,717.18	0.00	6,717.18
01 2120 210 005	GUIDANCE - GROUP INS NON-INSTR BMS	0.00	0.00	0.00	0.00	0.00	0.00	0.00
01 2120 211 001	GUIDANCE - GROUP INS TEACHERS BHS	47,850.00	2,523.51	15,141.06	31.64	32,708.94	0.00	32,708.94
01 2120 211 002	GUIDANCE - GROUP INS TEACHERS BE	25,896.00	2,456.90	14,741.40	56.93	11,154.60	0.00	11,154.60
01 2120 211 003	GUIDANCE - GROUP INS TEACHERS PC	30,137.00	2,458.49	14,750.94	48.95	15,386.06	0.00	15,386.06
01 2120 211 004	GUIDANCE - GROUP INS TEACHERS HE	25,896.00	2,456.90	14,741.40	56.93	11,154.60	0.00	11,154.60
01 2120 211 005	GUIDANCE - GROUP INS TEACHERS BMS	27,244.00	2,456.90	14,741.40	54.11	12,502.60	0.00	12,502.60
01 2120 211 006	GUIDANCE - GROUP INS TEACHERS AP	11,057.00	912.97	5,477.82	49.54	5,579.18	0.00	5,579.18
01 2120 211 007	GUIDANCE - GROUP INS TEACHERS SE	11,353.00	912.97	5,477.82	48.25	5,875.18	0.00	5,875.18
01 2120 211 008	GUIDANCE - GROUP INS TEACHERS BSMS	22,009.00	3,480.35	20,882.10	94.88	1,126.90	0.00	1,126.90
01 2120 220 001	GUIDANCE - SOC SEC NON-INSTR BHS	2,915.00	273.90	1,686.08	57.84	1,228.92	0.00	1,228.92
01 2120 220 005	GUIDANCE - SOC SEC NON-INSTR BMS	0.00	0.00	0.00	0.00	0.00	0.00	0.00
01 2120 221 001	GUIDANCE - SOC SEC TEACHERS BHS	19,039.00	1,675.00	10,049.89	52.79	8,989.11	0.00	8,989.11
01 2120 221 002	GUIDANCE - SOC SEC TEACHERS BE	4,848.00	439.86	2,628.27	54.21	2,219.73	0.00	2,219.73
01 2120 221 003	GUIDANCE - SOC SEC TEACHERS PC	9,376.00	764.04	4,569.92	48.74	4,806.08	0.00	4,806.08
01 2120 221 004	GUIDANCE - SOC SEC TEACHERS HE	4,886.00	454.45	2,715.81	55.58	2,170.19	0.00	2,170.19
01 2120 221 005	GUIDANCE - SOC SEC TEACHERS BMS	6,350.00	568.44	3,410.64	53.71	2,939.36	0.00	2,939.36
01 2120 221 006	GUIDANCE - SOC SEC TEACHERS AP	4,093.00	348.49	2,080.09	50.82	2,012.91	0.00	2,012.91
01 2120 221 007	GUIDANCE - SOC SEC TEACHERS SE	4,873.00	394.40	2,366.41	48.56	2,506.59	0.00	2,506.59
01 2120 221 008	GUIDANCE - SOC SEC TEACHERS BSMS	13,222.00	1,093.66	6,544.83	49.50	6,677.17	0.00	6,677.17
01 2120 230 001	GUIDANCE - RETIREMENT NON-INSTR BHS	2,310.00	228.15	1,409.96	61.04	900.04	0.00	900.04
01 2120 230 005	GUIDANCE - RETIREMENT NON-INSTR BMS	0.00	0.00	0.00	0.00	0.00	0.00	0.00
01 2120 231 001	GUIDANCE - RETIREMENT TEACHERS BHS	15,052.00	1,593.46	9,560.85	63.52	5,491.15	0.00	5,491.15
01 2120 231 002	GUIDANCE - RETIREMENT TEACHERS BE	3,899.00	457.98	2,737.48	70.21	1,161.52	0.00	1,161.52
01 2120 231 003	GUIDANCE - RETIREMENT TEACHERS PC	7,321.00	729.13	4,360.99	59.57	2,960.01	0.00	2,960.01
01 2120 231 004	GUIDANCE - RETIREMENT TEACHERS HE	3,877.00	445.39	2,661.94	68.66	1,215.06	0.00	1,215.06
01 2120 231 005	GUIDANCE - RETIREMENT TEACHERS BMS	5,093.00	553.29	3,319.74	65.18	1,773.26	0.00	1,773.26
01 2120 231 006	GUIDANCE - RETIREMENT TEACHERS AP	3,240.00	334.55	1,996.95	61.63	1,243.05	0.00	1,243.05
01 2120 231 007	GUIDANCE - RETIREMENT TEACHERS SE	3,846.00	382.86	2,297.15	59.73	1,548.85	0.00	1,548.85
01 2120 231 008	GUIDANCE - RETIREMENT TEACHERS BSMS	10,154.00	1,058.23	6,332.96	62.37	3,821.04	0.00	3,821.04
01 2120 237 001	GUIDANCE - INCR RET CONTR BHS	5,204.00	180.93	1,089.64	20.94	4,114.36	0.00	4,114.36
01 2120 237 002	GUIDANCE - INCR RET CONTR BE	1,186.00	45.49	271.89	22.92	914.11	0.00	914.11

Account Number	Account Description	Revised Budget	Expended During Month	Expenditures to Date	% of Budget	Balance at EOM	P/ O Outstanding	Unencumbered Balance
01 2120 237 003	GUIDANCE - INCR RET CONTR PC	2,220.00	72.42	433.15	19.51	1,786.85	0.00	1,786.85
01 2120 237 004	GUIDANCE - INCR RET CONTR HE	1,179.00	44.23	264.38	22.42	914.62	0.00	914.62
01 2120 237 005	GUIDANCE - INCR RET CONTR BMS	1,541.00	54.96	329.76	21.40	1,211.24	0.00	1,211.24
01 2120 237 006	GUIDANCE - INCR RET CONTR AP	981.00	33.22	198.32	20.22	782.68	0.00	782.68
01 2120 237 007	GUIDANCE - INCR RET CONTR SE	1,165.00	38.02	228.14	19.58	936.86	0.00	936.86
01 2120 237 008	GUIDANCE - INCR RET CONTR BSMS	3,047.00	105.12	629.06	20.65	2,417.94	0.00	2,417.94
01 2120 280 001	GUIDANCE - HEALTH BEN NON-INSTR BHS	0.00	475.00	2,850.00	0.00	(2,850.00)	0.00	(2,850.00)
01 2120 280 005	GUIDANCE - HEALTH BEN NON-INSTR BMS	0.00	0.00	0.00	0.00	0.00	0.00	0.00
01 2120 281 001	GUIDANCE - HEALTH BEN TEACHERS BHS	4,700.00	412.59	2,475.54	52.67	2,224.46	0.00	2,224.46
01 2120 281 002	GUIDANCE - HEALTH BEN TEACHERS BE	0.00	0.00	0.00	0.00	0.00	0.00	0.00
01 2120 281 003	GUIDANCE - HEALTH BEN TEACHERS PC	3,115.00	248.26	1,489.56	47.82	1,625.44	0.00	1,625.44
01 2120 281 004	GUIDANCE - HEALTH BEN TEACHERS HE	0.00	0.00	0.00	0.00	0.00	0.00	0.00
01 2120 281 005	GUIDANCE - HEALTH BEN TEACHERS BMS	0.00	0.00	0.00	0.00	0.00	0.00	0.00
01 2120 281 006	GUIDANCE - HEALTH BEN TEACHERS AP	0.00	0.00	0.00	0.00	0.00	0.00	0.00
01 2120 281 007	GUIDANCE - HEALTH BEN TEACHERS SE	0.00	0.00	0.00	0.00	0.00	0.00	0.00
01 2120 281 008	GUIDANCE - HEALTH BEN TEACHERS BSMS	5,222.00	0.00	0.00	0.00	5,222.00	0.00	5,222.00
01 2120 320 001	GUIDANCE - PROF ED SERVICES BHS	0.00	0.00	7,105.00	0.00	(7,105.00)	0.00	(7,105.00)
01 2120 320 002	GUIDANCE - PROF ED SERVICES BE	0.00	0.00	960.00	0.00	(960.00)	0.00	(960.00)
01 2120 320 003	GUIDANCE - PROF ED SERVICES PC	0.00	0.00	2,010.00	0.00	(2,010.00)	0.00	(2,010.00)
01 2120 320 004	GUIDANCE - PROF ED SERVICES HE	0.00	0.00	2,220.00	0.00	(2,220.00)	0.00	(2,220.00)
01 2120 320 005	GUIDANCE - PROF ED SERVICES BMS	0.00	0.00	3,605.00	0.00	(3,605.00)	0.00	(3,605.00)
01 2120 320 006	GUIDANCE - PROF ED SERVICES AP	0.00	0.00	4,147.50	0.00	(4,147.50)	0.00	(4,147.50)
01 2120 320 007	GUIDANCE - PROF ED SERVICES SE	0.00	0.00	4,795.00	0.00	(4,795.00)	0.00	(4,795.00)
01 2120 320 008	GUIDANCE - PROF ED SERVICES BSMS	0.00	0.00	1,645.00	0.00	(1,645.00)	0.00	(1,645.00)
01 2120 580 001	GUIDANCE - TRAVEL & MILEAGE BHS	333.00	0.00	0.00	0.00	333.00	0.00	333.00
01 2120 580 002	GUIDANCE - TRAVEL & MILEAGE BE	307.00	0.00	0.00	0.00	307.00	0.00	307.00
01 2120 580 003	GUIDANCE - TRAVEL & MILEAGE PC	0.00	0.00	0.00	0.00	0.00	0.00	0.00
01 2120 580 004	GUIDANCE - TRAVEL & MILEAGE HE	0.00	0.00	0.00	0.00	0.00	0.00	0.00
01 2120 580 005	GUIDANCE - TRAVEL & MILEAGE BMS	0.00	0.00	0.00	0.00	0.00	0.00	0.00
01 2120 580 006	GUIDANCE - TRAVEL & MILEAGE AP	0.00	0.00	0.00	0.00	0.00	0.00	0.00
01 2120 580 007	GUIDANCE - TRAVEL & MILEAGE SE	0.00	0.00	0.00	0.00	0.00	0.00	0.00
01 2120 580 008	GUIDANCE - TRAVEL & MILEAGE BSMS	0.00	0.00	0.00	0.00	0.00	0.00	0.00
01 2120 590 001	GUIDANCE - PURCHASED SERVICES BHS	23,392.00	0.00	929.08	3.97	22,462.92	0.00	22,462.92
01 2120 590 002	GUIDANCE - PURCHASED SERVICES BE	15,058.00	0.00	929.08	6.17	14,128.92	0.00	14,128.92
01 2120 590 003	GUIDANCE - PURCHASED SERVICES PC	16,253.00	0.00	929.07	5.72	15,323.93	0.00	15,323.93
01 2120 590 004	GUIDANCE - PURCHASED SERVICES HE	15,681.00	0.00	929.07	5.92	14,751.93	0.00	14,751.93
01 2120 590 005	GUIDANCE - PURCHASED SERVICES BMS	16,721.00	0.00	929.07	5.56	15,791.93	0.00	15,791.93
01 2120 590 006	GUIDANCE - PURCHASED SERVICES AP	18,274.00	0.00	929.07	5.08	17,344.93	0.00	17,344.93
01 2120 590 007	GUIDANCE - PURCHASED SERVICES SE	18,566.00	0.00	929.06	5.00	17,636.94	0.00	17,636.94
01 2120 590 008	GUIDANCE - PURCHASED SERVICES BSMS	12,599.00	0.00	929.06	7.37	11,669.94	0.00	11,669.94
01 2120 610 001	GUIDANCE - SUPPLIES BHS	319.00	0.00	106.44	33.37	212.56	0.00	212.56
01 2120 610 001 611	GUIDANCE - TESTING SUPPLIES SUPPLIES BHS	15,568.00	0.00	0.00	0.00	15,568.00	0.00	15,568.00
01 2120 610 002	GUIDANCE - SUPPLIES BE	3,472.00	408.84	823.19	23.71	2,648.81	0.00	2,648.81
01 2120 610 002 611	GUIDANCE - TESTING SUPPLIES BE	0.00	0.00	0.00	0.00	0.00	0.00	0.00
01 2120 610 003	GUIDANCE - SUPPLIES PC	433.00	0.00	279.29	64.50	153.71	0.00	153.71
01 2120 610 003 611	GUIDANCE - TESTING SUPPLIES PC	594.00	0.00	0.00	0.00	594.00	0.00	594.00
01 2120 610 004	GUIDANCE - SUPPLIES HE	3,149.00	91.96	333.25	10.58	2,815.75	0.00	2,815.75
01 2120 610 004 611	GUIDANCE - TESTING SUPPLIES HE	0.00	0.00	0.00	0.00	0.00	0.00	0.00
01 2120 610 005	GUIDANCE - SUPPLIES BMS	3,285.00	1,227.31	2,819.75	85.84	465.25	0.00	465.25
01 2120 610 005 611	GUIDANCE - TESTING SUPPLIES BMS	0.00	0.00	0.00	0.00	0.00	0.00	0.00
01 2120 610 006	GUIDANCE - SUPPLIES AP	2,027.00	131.62	198.20	9.78	1,828.80	0.00	1,828.80
01 2120 610 006 611	GUIDANCE - TESTING SUPPLIES AP	0.00	0.00	0.00	0.00	0.00	0.00	0.00
01 2120 610 007	GUIDANCE - SUPPLIES SE	1,792.00	80.37	655.84	36.60	1,136.16	0.00	1,136.16
01 2120 610 007 611	GUIDANCE - TESTING SUPPLIES SE	0.00	0.00	0.00	0.00	0.00	0.00	0.00
01 2120 610 008	GUIDANCE - SUPPLIES BSMS	8,647.00	0.00	5,307.28	61.38	3,339.72	0.00	3,339.72

Account Number	Account Description	Revised Budget	Expended During Month	Expenditures to Date	% of Budget	Balance at EOM	P/ O Outstanding	Unencumbered Balance
01 2120 610 008 611	GUIDANCE - TESTING SUPPLIES BSMS	0.00	0.00	0.00	0.00	0.00	0.00	0.00
01 2120 733 001	GUIDANCE - FURN & EQUIP BHS	0.00	0.00	0.00	0.00	0.00	0.00	0.00
01 2120 733 002	GUIDANCE - FURN & EQUIP BE	0.00	0.00	0.00	0.00	0.00	0.00	0.00
01 2120 733 003	GUIDANCE - FURN & EQUIP PC	0.00	0.00	0.00	0.00	0.00	0.00	0.00
01 2120 733 004	GUIDANCE - FURN & EQUIP HE	175.00	523.25	523.25	299.00	(348.25)	0.00	(348.25)
01 2120 733 005	GUIDANCE - FURN & EQUIP BMS	0.00	0.00	0.00	0.00	0.00	0.00	0.00
01 2120 733 006	GUIDANCE - FURN & EQUIP AP	0.00	0.00	0.00	0.00	0.00	0.00	0.00
01 2120 733 007	GUIDANCE - FURN & EQUIP SE	0.00	0.00	0.00	0.00	0.00	0.00	0.00
01 2120 733 008	GUIDANCE - FURN & EQUIP BSMS	120.00	0.00	0.00	0.00	120.00	0.00	120.00
01 2120 734 001	GUIDANCE - HARDWARE BHS	0.00	0.00	0.00	0.00	0.00	0.00	0.00
01 2120 734 005	GUIDANCE - HARDWARE BMS	0.00	0.00	0.00	0.00	0.00	0.00	0.00
01 2120 810 001	GUIDANCE - DUES & FEES HS	4,437.00	6,738.50	10,569.10	238.65	(6,132.10)	20.00	(6,152.10)
01 2120 810 002	GUIDANCE - DUES & FEES BE	477.00	0.00	2,805.00	588.05	(2,328.00)	0.00	(2,328.00)
01 2120 810 003	GUIDANCE - DUES & FEES PC	291.00	0.00	3,096.00	1,063.92	(2,805.00)	0.00	(2,805.00)
01 2120 810 004	GUIDANCE - DUES & FEES HE	227.00	0.00	2,676.00	1,178.85	(2,449.00)	0.00	(2,449.00)
01 2120 810 005	GUIDANCE - DUES & FEES BMS	0.00	0.00	2,676.00	0.00	(2,676.00)	0.00	(2,676.00)
01 2120 810 006	GUIDANCE - DUES & FEES AP	179.00	0.00	2,886.00	1,612.29	(2,707.00)	0.00	(2,707.00)
01 2120 810 007	GUIDANCE - DUES & FEES SE	538.00	0.00	3,015.00	560.41	(2,477.00)	0.00	(2,477.00)
01 2120 810 008	GUIDANCE - DUES & FEES BSMS	0.00	0.00	2,676.00	0.00	(2,676.00)	0.00	(2,676.00)
01 2120 890 005	GUIDANCE - OTHER MISC BMS	506.00	0.00	0.00	0.00	506.00	0.00	506.00
01 2120 890 008	GUIDANCE - OTHER MISC BSMS	0.00	0.00	0.00	0.00	0.00	0.00	0.00
2120	GUIDANCE SERVICES	1,437,404.00	120,130.79	740,617.69	51.53	696,786.31	20.00	696,766.31
2130	HEALTH SERVICES							
01 2130 110 002	HEALTH SERV - SALARIES NON-INSTR BE	22,616.00	2,066.61	12,916.91	57.11	9,699.09	0.00	9,699.09
01 2130 110 003	HEALTH SERV - SALARIES NON-INSTR PC	0.00	0.00	0.00	0.00	0.00	0.00	0.00
01 2130 110 004	HEALTH SERV - SALARIES NON-INSTR HE	23,072.00	1,832.90	12,055.90	52.25	11,016.10	0.00	11,016.10
01 2130 110 006	HEALTH SERV - SALARIES NON-INSTR AP	507.00	2,099.33	11,507.31	2,269.69	(11,000.31)	0.00	(11,000.31)
01 2130 110 007	HEALTH SERV - SALARIES NON-INSTR SE	24,269.00	2,256.00	14,759.14	60.81	9,509.86	0.00	9,509.86
01 2130 130 003	HEALTH SERV - OT SALARIES NON-INSTR PC	0.00	0.00	0.00	0.00	0.00	0.00	0.00
01 2130 130 006	HEALTH SERV - OT SALARIES NON-INSTR AP	0.00	0.00	0.00	0.00	0.00	0.00	0.00
01 2130 130 007	HEALTH SERV - OT SALARIES NON-INSTR SE	0.00	0.00	84.69	0.00	(84.69)	0.00	(84.69)
01 2130 150 002	HEALTH SERV - ADD'L COMP NON-INSTR BE	0.00	4.61	27.66	0.00	(27.66)	0.00	(27.66)
01 2130 150 003	HEALTH SERV - ADD'L COMP NON-INSTR PC	0.00	0.00	0.00	0.00	0.00	0.00	0.00
01 2130 150 004	HEALTH SERV - ADD'L COMP NON-INSTR HE	0.00	4.80	28.80	0.00	(28.80)	0.00	(28.80)
01 2130 150 006	HEALTH SERV - ADD'L COMP NON-INSTR AP	0.00	9.22	41.28	0.00	(41.28)	0.00	(41.28)
01 2130 150 007	HEALTH SERV - ADD'L COMP NON-INSTR SE	0.00	4.67	46.48	0.00	(46.48)	0.00	(46.48)
01 2130 210 002	HEALTH SERV - GROUP INS NON-INSTR BE	0.00	2.10	12.60	0.00	(12.60)	0.00	(12.60)
01 2130 210 003	HEALTH SERV - GROUP INS NON-INSTR PC	0.00	0.00	0.00	0.00	0.00	0.00	0.00
01 2130 210 004	HEALTH SERV - GROUP INS NON-INSTR HE	0.00	2.10	12.60	0.00	(12.60)	0.00	(12.60)
01 2130 210 006	HEALTH SERV - GROUP INS NON-INSTR AP	0.00	2.10	12.60	0.00	(12.60)	0.00	(12.60)
01 2130 210 007	HEALTH SERV - GROUP INS NON-INSTR SE	0.00	2.10	12.60	0.00	(12.60)	0.00	(12.60)
01 2130 220 002	HEALTH SERV - SOC SEC NON-INSTR BE	1,772.00	158.45	990.27	55.88	781.73	0.00	781.73
01 2130 220 003	HEALTH SERV - SOC SEC NON-INSTR PC	0.00	0.00	0.00	0.00	0.00	0.00	0.00
01 2130 220 004	HEALTH SERV - SOC SEC NON-INSTR HE	1,808.00	140.59	924.50	51.13	883.50	0.00	883.50
01 2130 220 006	HEALTH SERV - SOC SEC NON-INSTR AP	0.00	161.31	883.48	0.00	(883.48)	0.00	(883.48)
01 2130 220 007	HEALTH SERV - SOC SEC NON-INSTR SE	1,902.00	172.94	1,139.09	59.89	762.91	0.00	762.91
01 2130 230 002	HEALTH SERV - RETIREMENT NON-INSTR BE	1,401.00	151.90	949.39	67.77	451.61	0.00	451.61
01 2130 230 003	HEALTH SERV - RETIREMENT NON-INSTR PC	0.00	0.00	0.00	0.00	0.00	0.00	0.00
01 2130 230 004	HEALTH SERV - RETIREMENT NON-INSTR HE	1,429.00	134.72	886.11	62.01	542.89	0.00	542.89
01 2130 230 006	HEALTH SERV - RETIREMENT NON-INSTR AP	0.00	154.30	845.78	0.00	(845.78)	0.00	(845.78)
01 2130 230 007	HEALTH SERV - RETIREMENT NON-INSTR SE	1,507.00	165.82	1,092.38	72.49	414.62	0.00	414.62
01 2130 237 002	HEALTH SERV - INCR RET CONTR BE	480.00	15.09	94.29	19.64	385.71	0.00	385.71
01 2130 237 003	HEALTH SERV - INCR RET CONTR PC	0.00	0.00	0.00	0.00	0.00	0.00	0.00
01 2130 237 004	HEALTH SERV - INCR RET CONTR HE	484.00	13.38	88.01	18.18	395.99	0.00	395.99
01 2130 237 006	HEALTH SERV - INCR RET CONTR AP	0.00	15.33	84.02	0.00	(84.02)	0.00	(84.02)





Account Number	Account Description	Revised Budget	Expended During Month	Expenditures to Date	% of Budget	Balance at EOM	P/ O Outstanding	Unencumbered Balance
01 2141 735 004	PSYCH SERV - SOFTWARE HE	0.00	0.00	0.00	0.00	0.00	0.00	0.00
01 2141 735 005	PSYCH SERV - SOFTWARE BMS	0.00	0.00	0.00	0.00	0.00	0.00	0.00
01 2141 735 006	PSYCH SERV - SOFTWARE AP	0.00	0.00	0.00	0.00	0.00	0.00	0.00
01 2141 735 007	PSYCH SERV - SOFTWARE SE	0.00	0.00	0.00	0.00	0.00	0.00	0.00
01 2141 735 008	PSYCH SERV - SOFTWARE BSMS	0.00	0.00	0.00	0.00	0.00	0.00	0.00
01 2141 810 000	PSYCH SERV - DUES & FEES DIST	0.00	0.00	20.00	0.00	(20.00)	0.00	(20.00)
01 2141 810 001	PSYCH SERV - DUES & FEES BHS	0.00	0.00	0.00	0.00	0.00	0.00	0.00
01 2141 810 002	PSYCH SERV - DUES & FEES BE	0.00	0.00	0.00	0.00	0.00	0.00	0.00
01 2141 810 003	PSYCH SERV - DUES & FEES PC	0.00	0.00	0.00	0.00	0.00	0.00	0.00
01 2141 810 004	PSYCH SERV - DUES & FEES HE	0.00	0.00	0.00	0.00	0.00	0.00	0.00
01 2141 810 005	PSYCH SERV - DUES & FEES BMS	0.00	0.00	0.00	0.00	0.00	0.00	0.00
01 2141 810 006	PSYCH SERV - DUES & FEES AP	0.00	0.00	0.00	0.00	0.00	0.00	0.00
01 2141 810 007	PSYCH SERV - DUES & FEES SE	0.00	0.00	0.00	0.00	0.00	0.00	0.00
01 2141 810 008	PSYCH SERV - DUES & FEES BSMS	0.00	0.00	0.00	0.00	0.00	0.00	0.00
01 2141 890 000	PSYCH SERV - OTHER MISC DIST	0.00	0.00	0.00	0.00	0.00	0.00	0.00
01 2141 890 001	PSYCH SERV - OTHER MISC BHS	0.00	0.00	0.00	0.00	0.00	0.00	0.00
01 2141 890 002	PSYCH SERV - OTHER MISC BE	0.00	0.00	0.00	0.00	0.00	0.00	0.00
01 2141 890 003	PSYCH SERV - OTHER MISC PC	0.00	0.00	0.00	0.00	0.00	0.00	0.00
01 2141 890 004	PSYCH SERV - OTHER MISC HE	0.00	0.00	0.00	0.00	0.00	0.00	0.00
01 2141 890 005	PSYCH SERV - OTHER MISC BMS	0.00	0.00	0.00	0.00	0.00	0.00	0.00
01 2141 890 006	PSYCH SERV - OTHER MISC AP	0.00	0.00	0.00	0.00	0.00	0.00	0.00
01 2141 890 007	PSYCH SERV - OTHER MISC SE	0.00	0.00	0.00	0.00	0.00	0.00	0.00
01 2141 890 008	PSYCH SERV - OTHER MISC BSMS	0.00	0.00	0.00	0.00	0.00	0.00	0.00
2141	PSYCH SERV SPED SA	502,784.00	50,330.92	299,168.64	59.51	203,615.36	30.00	203,585.36
2151	SPEECH PATH SPED SCHOOL AGE							
01 2151 111 000	SPEECH SPED SA - SALARIES TEACHERS DIST	0.00	3,746.40	22,478.40	0.00	(22,478.40)	0.00	(22,478.40)
01 2151 111 001	SPEECH SPED SA - SALARIES TEACHERS BHS	38,698.00	2,943.13	17,658.78	45.63	21,039.22	0.00	21,039.22
01 2151 111 002	SPEECH SPED SA - SALARIES TEACHERS BE	77,395.00	5,886.27	35,317.62	45.63	42,077.38	0.00	42,077.38
01 2151 111 003	SPEECH SPED SA - SALARIES TEACHERS PC	95,842.00	7,577.35	45,464.10	47.44	50,377.90	0.00	50,377.90
01 2151 111 004	SPEECH SPED SA - SALARIES TEACHERS HE	0.00	2,152.71	18,417.45	0.00	(18,417.45)	0.00	(18,417.45)
01 2151 111 005	SPEECH SPED SA - SALARIES TEACHERS BMS	38,698.00	2,943.14	17,658.84	45.63	21,039.16	0.00	21,039.16
01 2151 111 006	SPEECH SPED SA - SALARIES TEACHERS AP	118,017.00	4,162.67	24,976.02	21.16	93,040.98	0.00	93,040.98
01 2151 111 007	SPEECH SPED SA - SALARIES TEACHERS SE	59,971.00	5,496.02	32,976.12	54.99	26,994.88	0.00	26,994.88
01 2151 111 008	SPEECH SPED SA - SALARIES TEACHERS BSMS	27,366.00	2,081.34	12,488.04	45.63	14,877.96	0.00	14,877.96
01 2151 151 001	SPEECH SPED SA - ADD'L COMP TEACHES BHS	357.00	22.73	136.38	38.20	220.62	0.00	220.62
01 2151 151 002	SPEECH SPED SA - ADD'L COMP TEACHES BE	927.00	45.47	272.82	29.43	654.18	0.00	654.18
01 2151 151 003	SPEECH SPED SA - ADD'L COMP TEACHES PC	196.00	26.13	156.78	79.99	39.22	0.00	39.22
01 2151 151 004	SPEECH SPED SA - ADD'L COMP TEACHES HE	0.00	15.45	92.70	0.00	(92.70)	0.00	(92.70)
01 2151 151 005	SPEECH SPED SA - ADD'L COMP TEACHES BMS	273.00	22.74	136.44	49.98	136.56	0.00	136.56
01 2151 151 006	SPEECH SPED SA - ADD'L COMP TEACHES AP	340.00	9.16	54.96	16.16	285.04	0.00	285.04
01 2151 151 007	SPEECH SPED SA - ADD'L COMP TEACHES SE	489.00	12.09	161.19	32.96	327.81	0.00	327.81
01 2151 151 008	SPEECH SPED SA - ADD'L COMP TEACHES BSMS	387.00	32.22	193.32	49.95	193.68	0.00	193.68
01 2151 211 000	GROUP INS TEACHERS/PROF DIST	0.00	1.89	11.34	0.00	(11.34)	0.00	(11.34)
01 2151 211 001	SPEECH SPED SA - GROUP INS TEACHERS BHS	16,407.00	1,228.44	7,370.64	44.92	9,036.36	0.00	9,036.36
01 2151 211 002	SPEECH SPED SA - GROUP INS TEACHERS BE	32,815.00	2,456.90	14,741.40	44.92	18,073.60	0.00	18,073.60
01 2151 211 003	SPEECH SPED SA - GROUP INS TEACHERS PC	27,924.00	2,090.61	12,543.66	44.92	15,380.34	0.00	15,380.34
01 2151 211 004	SPEECH SPED SA - GROUP INS TEACHERS HE	0.00	2,456.90	14,741.40	0.00	(14,741.40)	0.00	(14,741.40)
01 2151 211 005	SPEECH SPED SA - GROUP INS TEACHERS BMS	16,407.00	1,228.46	7,370.76	44.92	9,036.24	0.00	9,036.24
01 2151 211 006	SPEECH SPED SA - GROUP INS TEACHERS AP	57,474.00	1,846.22	11,077.32	19.27	46,396.68	0.00	46,396.68
01 2151 211 007	SPEECH SPED SA - GROUP INS TEACHERS SE	0.00	2.10	12.60	0.00	(12.60)	0.00	(12.60)
01 2151 211 008	SPEECH SPED SA - GROUP INS TEACHERS BSMS	6,097.00	456.49	2,738.94	44.92	3,358.06	0.00	3,358.06
01 2151 221 000	SOC SEC TEACHERS/PROF DIST	0.00	286.60	1,719.62	0.00	(1,719.62)	0.00	(1,719.62)
01 2151 221 001	SPEECH SPED SA - SOC SEC TEACHERS BHS	2,991.00	221.83	1,330.96	44.50	1,660.04	0.00	1,660.04
01 2151 221 002	SPEECH SPED SA - SOC SEC TEACHERS BE	6,007.00	444.14	2,664.85	44.36	3,342.15	0.00	3,342.15
01 2151 221 003	SPEECH SPED SA - SOC SEC TEACHERS PC	7,456.00	595.51	3,573.06	47.92	3,882.94	0.00	3,882.94

Account Number	Account Description	Revised Budget	Expended During Month	Expenditures to Date	% of Budget	Balance at EOM	P/ O Outstanding	Unencumbered Balance
01 2151 221 004	SPEECH SPED SA - SOC SEC TEACHERS HE	0.00	167.04	1,423.08	0.00	(1,423.08)	0.00	(1,423.08)
01 2151 221 005	SPEECH SPED SA - SOC SEC TEACHERS BMS	2,984.00	221.81	1,330.86	44.60	1,653.14	0.00	1,653.14
01 2151 221 006	SPEECH SPED SA - SOC SEC TEACHERS AP	8,976.00	313.40	1,880.39	20.95	7,095.61	0.00	7,095.61
01 2151 221 007	SPEECH SPED SA - SOC SEC TEACHERS SE	5,227.00	457.71	2,753.04	52.67	2,473.96	0.00	2,473.96
01 2151 221 008	SPEECH SPED SA - SOC SEC TEACHERS BSMS	2,170.00	161.44	968.64	44.64	1,201.36	0.00	1,201.36
01 2151 231 000	RETIREMENT TEACHERS/PROF DIST	0.00	275.36	1,652.16	0.00	(1,652.16)	0.00	(1,652.16)
01 2151 231 001	SPEECH SPED SA - RETIREMENT TEACHERS BHS	2,416.00	217.52	1,305.12	54.02	1,110.88	0.00	1,110.88
01 2151 231 002	SPEECH SPED SA - RETIREMENT TEACHERS BE	4,847.00	435.03	2,610.18	53.85	2,236.82	0.00	2,236.82
01 2151 231 003	SPEECH SPED SA - RETIREMENT TEACHERS PC	5,937.00	557.30	3,343.80	56.32	2,593.20	0.00	2,593.20
01 2151 231 004	SPEECH SPED SA - RETIREMENT TEACHERS HE	0.00	158.22	1,353.66	0.00	(1,353.66)	0.00	(1,353.66)
01 2151 231 005	SPEECH SPED SA - RETIREMENT TEACHERS BMS	2,410.00	217.51	1,305.07	54.15	1,104.93	0.00	1,104.93
01 2151 231 006	SPEECH SPED SA - RETIREMENT TEACHERS AP	7,318.00	305.96	1,835.76	25.09	5,482.24	0.00	5,482.24
01 2151 231 007	SPEECH SPED SA - RETIREMENT TEACHERS SE	3,738.00	403.96	2,430.27	65.02	1,307.73	0.00	1,307.73
01 2151 231 008	SPEECH SPED SA - RETIREMENT TEACHERS BSMS	1,718.00	155.01	930.06	54.14	787.94	0.00	787.94
01 2151 237 000	INCR RET CONTR DIST	0.00	27.35	164.10	0.00	(164.10)	0.00	(164.10)
01 2151 237 001	SPEECH SPED SA - INCR RET CONTR BHS	733.00	21.61	129.66	17.69	603.34	0.00	603.34
01 2151 237 002	SPEECH SPED SA - INCR RET CONTR BE	1,470.00	43.21	259.26	17.64	1,210.74	0.00	1,210.74
01 2151 237 003	SPEECH SPED SA - INCR RET CONTR PC	1,800.00	55.36	332.15	18.45	1,467.85	0.00	1,467.85
01 2151 237 004	SPEECH SPED SA - INCR RET CONTR HE	0.00	15.71	134.44	0.00	(134.44)	0.00	(134.44)
01 2151 237 005	SPEECH SPED SA - INCR RET CONTR BMS	731.00	21.60	129.61	17.73	601.39	0.00	601.39
01 2151 237 006	SPEECH SPED SA - INCR RET CONTR AP	2,219.00	30.38	182.31	8.22	2,036.69	0.00	2,036.69
01 2151 237 007	SPEECH SPED SA - INCR RET CONTR SE	1,134.00	40.12	241.37	21.28	892.63	0.00	892.63
01 2151 237 008	SPEECH SPED SA - INCR RET CONTR BSMS	521.00	15.40	92.40	17.74	428.60	0.00	428.60
01 2151 281 001	SPEECH SPED SA - HEALTH BEN TEACHERS BHS	0.00	0.00	0.00	0.00	0.00	0.00	0.00
01 2151 281 003	SPEECH SPED SA - HEALTH BEN TEACHERS PC	0.00	237.50	1,425.00	0.00	(1,425.00)	0.00	(1,425.00)
01 2151 281 004	SPEECH SPED SA - HEALTH BEN TEACHERS HE	0.00	237.50	1,425.00	0.00	(1,425.00)	0.00	(1,425.00)
01 2151 281 007	SPEECH SPED SA - HEALTH BEN TEACHERS SE	5,858.00	475.00	2,850.00	48.65	3,008.00	0.00	3,008.00
01 2151 281 008	SPEECH SPED SA - HLTH BEN TEACHERS BSMS	0.00	0.00	0.00	0.00	0.00	0.00	0.00
01 2151 320 000	PROFESSIONAL EDUCATIONAL SERVICES	0.00	0.00	0.00	0.00	0.00	0.00	0.00
01 2151 320 001	SPEECH SPED SA - PROF ED SERVICES BHS	0.00	0.00	0.00	0.00	0.00	0.00	0.00
01 2151 320 002	SPEECH SPED SA - PROF ED SERVICES BE	0.00	0.00	0.00	0.00	0.00	0.00	0.00
01 2151 320 003	SPEECH SPED SA - PROF ED SERVICES PC	0.00	0.00	0.00	0.00	0.00	0.00	0.00
01 2151 320 004	SPEECH SPED SA - PROF ED SERVICES HE	0.00	0.00	31,102.50	0.00	(31,102.50)	0.00	(31,102.50)
01 2151 320 005	SPEECH SPED SA - PROF ED SERVICES BMS	0.00	0.00	0.00	0.00	0.00	0.00	0.00
01 2151 320 006	SPEECH SPED SA - PROF ED SERVICES AP	34,668.00	0.00	0.00	0.00	34,668.00	0.00	34,668.00
01 2151 320 007	SPEECH SPED SA - PROF ED SERVICES SE	0.00	0.00	0.00	0.00	0.00	0.00	0.00
01 2151 320 008	SPEECH SPED SA - PROF ED SERVICES BSMS	0.00	0.00	0.00	0.00	0.00	0.00	0.00
01 2151 580 000	SPEECH SPED SA - TRAVEL & MILEAGE DIST	1,614.00	55.72	400.26	24.80	1,213.74	0.00	1,213.74
01 2151 580 001	SPEECH SPED SA - TRAVEL & MILEAGE BHS	0.00	0.00	0.00	0.00	0.00	0.00	0.00
01 2151 580 002	SPEECH SPED SA - TRAVEL & MILEAGE BE	0.00	0.00	0.00	0.00	0.00	0.00	0.00
01 2151 580 003	SPEECH SPED SA - TRAVEL & MILEAGE PC	0.00	0.00	0.00	0.00	0.00	0.00	0.00
01 2151 580 004	SPEECH SPED SA - TRAVEL & MILEAGE HE	0.00	0.00	0.00	0.00	0.00	0.00	0.00
01 2151 580 005	SPEECH SPED SA - TRAVEL & MILEAGE BMS	0.00	0.00	0.00	0.00	0.00	0.00	0.00
01 2151 580 006	SPEECH SPED SA - TRAVEL & MILEAGE AP	161.00	0.00	23.80	14.78	137.20	0.00	137.20
01 2151 580 007	SPEECH SPED SA - TRAVEL & MILEAGE SE	0.00	0.00	0.00	0.00	0.00	0.00	0.00
01 2151 580 008	SPEECH SPED SA - TRAVEL & MILEAGE BSMS	0.00	0.00	0.00	0.00	0.00	0.00	0.00
01 2151 590 001	SPEECH SPED SA - PURCHASED SERVICES BHS	51,671.00	30,046.77	30,046.77	58.15	21,624.23	0.00	21,624.23
01 2151 610 000	SPEECH SPED SA - SUPPLIES DIST	2,709.00	0.00	1,961.98	72.42	747.02	0.00	747.02
01 2151 610 001	SPEECH SPED SA - SUPPLIES BHS	0.00	0.00	0.00	0.00	0.00	0.00	0.00
01 2151 610 001 611	SPEECH SPED SA - TESTING SUPPLIES BHS	0.00	0.00	0.00	0.00	0.00	0.00	0.00
01 2151 610 002	SPEECH SPED SA - SUPPLIES BE	0.00	0.00	0.00	0.00	0.00	0.00	0.00
01 2151 610 002 611	SPEECH SPED SA - TESTING SUPPLIES BE	0.00	0.00	0.00	0.00	0.00	0.00	0.00
01 2151 610 003	SPEECH SPED SA - SUPPLIES PC	284.00	0.00	194.40	68.45	89.60	0.00	89.60
01 2151 610 003 611	SPEECH SPED SA - TESTING SUPPLIES PC	0.00	0.00	0.00	0.00	0.00	0.00	0.00
01 2151 610 004	SPEECH SPED SA - SUPPLIES HE	440.00	49.82	135.44	30.78	304.56	0.00	304.56

Account Number	Account Description	Revised Budget	Expended During Month	Expenditures to Date	% of Budget	Balance at EOM	P/ O Outstanding	Unencumbered Balance
01 2151 610 004 611	SPEECH SPED SA - TESTING SUPPLIES HE	0.00	0.00	0.00	0.00	0.00	0.00	0.00
01 2151 610 005	SPEECH SPED SA - SUPPLIES BMS	0.00	0.00	0.00	0.00	0.00	0.00	0.00
01 2151 610 005 611	SPEECH SPED SA - TESTING SUPPLIES BMS	0.00	0.00	0.00	0.00	0.00	0.00	0.00
01 2151 610 006	SPEECH SPED SA - SUPPLIES AP	233.00	0.00	0.00	0.00	233.00	0.00	233.00
01 2151 610 006 611	SPEECH SPED SA - TESTING SUPPLIES AP	0.00	0.00	0.00	0.00	0.00	0.00	0.00
01 2151 610 007	SPEECH SPED SA - SUPPLIES SE	0.00	0.00	32.98	0.00	(32.98)	0.00	(32.98)
01 2151 610 007 611	SPEECH SPED SA - TESTING SUPPLIES SE	0.00	0.00	0.00	0.00	0.00	0.00	0.00
01 2151 610 008	SPEECH SPED SA - SUPPLIES BSMS	0.00	0.00	0.00	0.00	0.00	0.00	0.00
01 2151 610 008 611	SPEECH SPED SA - TESTING SUPPLIES BSMS	0.00	0.00	0.00	0.00	0.00	0.00	0.00
01 2151 640 000	SPEECH SPED SA - BOOKS & PER DIST	0.00	0.00	0.00	0.00	0.00	0.00	0.00
01 2151 640 001	SPEECH SPED SA - BOOKS & PER BHS	0.00	0.00	0.00	0.00	0.00	0.00	0.00
01 2151 640 002	SPEECH SPED SA - BOOKS & PER BE	0.00	0.00	0.00	0.00	0.00	0.00	0.00
01 2151 640 003	SPEECH SPED SA - BOOKS & PER PC	0.00	0.00	0.00	0.00	0.00	0.00	0.00
01 2151 640 004	SPEECH SPED SA - BOOKS & PER HE	0.00	0.00	0.00	0.00	0.00	0.00	0.00
01 2151 640 005	SPEECH SPED SA - BOOKS & PER BMS	0.00	0.00	0.00	0.00	0.00	0.00	0.00
01 2151 640 006	SPEECH SPED SA - BOOKS & PER AP	0.00	0.00	0.00	0.00	0.00	0.00	0.00
01 2151 640 007	SPEECH SPED SA - BOOKS & PER SE	0.00	0.00	0.00	0.00	0.00	0.00	0.00
01 2151 640 008	SPEECH SPED SA - BOOKS & PER BSMS	0.00	0.00	0.00	0.00	0.00	0.00	0.00
01 2151 650 001	SPEECH SPED SA - SUPPLIES TECH-REL BHS	0.00	0.00	0.00	0.00	0.00	0.00	0.00
01 2151 650 002	SPEECH SPED SA - SUPPLIES TECH-REL BE	0.00	0.00	0.00	0.00	0.00	0.00	0.00
01 2151 650 003	SPEECH SPED SA - SUPPLIES TECH-REL PC	0.00	0.00	0.00	0.00	0.00	0.00	0.00
01 2151 650 004	SPEECH SPED SA - SUPPLIES TECH-REL HE	0.00	0.00	0.00	0.00	0.00	0.00	0.00
01 2151 650 005	SPEECH SPED SA - SUPPLIES TECH-REL BMS	0.00	0.00	0.00	0.00	0.00	0.00	0.00
01 2151 650 006	SPEECH SPED SA - SUPPLIES TECH-REL AP	0.00	0.00	0.00	0.00	0.00	0.00	0.00
01 2151 650 007	SPEECH SPED SA - SUPPLIES TECH-REL SE	0.00	0.00	0.00	0.00	0.00	0.00	0.00
01 2151 650 008	SPEECH SPED SA - SUPPLIES TECH-REL BSMS	0.00	0.00	0.00	0.00	0.00	0.00	0.00
01 2151 733 001	SPEECH SPED SA - FURN & EQUIP BHS	0.00	0.00	0.00	0.00	0.00	0.00	0.00
01 2151 733 002	SPEECH SPED SA - FURN & EQUIP BE	0.00	0.00	0.00	0.00	0.00	0.00	0.00
01 2151 733 003	SPEECH SPED SA - FURN & EQUIP PC	0.00	0.00	0.00	0.00	0.00	0.00	0.00
01 2151 733 004	SPEECH SPED SA - FURN & EQUIP HE	0.00	0.00	0.00	0.00	0.00	0.00	0.00
01 2151 733 005	SPEECH SPED SA - FURN & EQUIP BMS	0.00	0.00	0.00	0.00	0.00	0.00	0.00
01 2151 733 006	SPEECH SPED SA - FURN & EQUIP AP	0.00	0.00	0.00	0.00	0.00	0.00	0.00
01 2151 733 007	SPEECH SPED SA - FURN & EQUIP SE	0.00	0.00	0.00	0.00	0.00	0.00	0.00
01 2151 733 008	SPEECH SPED SA - FURN & EQUIP BSMS	0.00	0.00	0.00	0.00	0.00	0.00	0.00
01 2151 734 001	SPEECH SPED SA - HARDWARE BHS	0.00	0.00	0.00	0.00	0.00	0.00	0.00
01 2151 734 002	SPEECH SPED SA - HARDWARE BE	0.00	0.00	0.00	0.00	0.00	0.00	0.00
01 2151 734 003	SPEECH SPED SA - HARDWARE PC	0.00	0.00	0.00	0.00	0.00	0.00	0.00
01 2151 734 004	SPEECH SPED SA - HARDWARE HE	0.00	0.00	0.00	0.00	0.00	0.00	0.00
01 2151 734 005	SPEECH SPED SA - HARDWARE BMS	0.00	0.00	0.00	0.00	0.00	0.00	0.00
01 2151 734 006	SPEECH SPED SA - HARDWARE AP	0.00	0.00	0.00	0.00	0.00	0.00	0.00
01 2151 734 007	SPEECH SPED SA - HARDWARE SE	0.00	0.00	0.00	0.00	0.00	0.00	0.00
01 2151 734 008	SPEECH SPED SA - HARDWARE BSMS	0.00	0.00	0.00	0.00	0.00	0.00	0.00
01 2151 735 000	SPEECH SPED SA - SOFTWARE DIST	0.00	0.00	0.00	0.00	0.00	0.00	0.00
01 2151 735 001	SPEECH SPED SA - SOFTWARE BHS	0.00	0.00	0.00	0.00	0.00	0.00	0.00
01 2151 735 002	SPEECH SPED SA - SOFTWARE BE	0.00	0.00	0.00	0.00	0.00	0.00	0.00
01 2151 735 003	SPEECH SPED SA - SOFTWARE PC	0.00	0.00	0.00	0.00	0.00	0.00	0.00
01 2151 735 004	SPEECH SPED SA - SOFTWARE HE	0.00	0.00	0.00	0.00	0.00	0.00	0.00
01 2151 735 005	SPEECH SPED SA - SOFTWARE BMS	0.00	0.00	0.00	0.00	0.00	0.00	0.00
01 2151 735 006	SPEECH SPED SA - SOFTWARE AP	0.00	0.00	0.00	0.00	0.00	0.00	0.00
01 2151 735 007	SPEECH SPED SA - SOFTWARE SE	0.00	0.00	0.00	0.00	0.00	0.00	0.00
01 2151 735 008	SPEECH SPED SA - SOFTWARE BSMS	0.00	0.00	0.00	0.00	0.00	0.00	0.00
01 2151 810 000	SPEECH SPED SA - DUES & FEES DIST	158.00	0.00	0.00	75.95	158.00	120.00	38.00
01 2151 810 001	SPEECH SPED SA - DUES & FEES BHS	0.00	0.00	0.00	0.00	0.00	0.00	0.00
01 2151 810 002	SPEECH SPED SA - DUES & FEES BE	0.00	0.00	0.00	0.00	0.00	0.00	0.00
01 2151 810 003	SPEECH SPED SA - DUES & FEES PC	194.00	0.00	0.00	0.00	194.00	0.00	194.00



Account Number	Account Description	Revised Budget	Expended During Month	Expenditures to Date	% of Budget	Balance at EOM	P/ O Outstanding	Unencumbered Balance
2161	OCC THERAPY SPED SCHOOL AGE	109,715.00	8,521.50	60,944.25	55.55	48,770.75	0.00	48,770.75
2162	OCC THERAPY SPED AGE 3-5							
01 2162 320 000	OCC THERAPY SPED 3-5 - PROF ED SERVICES	118.00	2,570.25	12,696.00	10,759.32	(12,578.00)	0.00	(12,578.00)
01 2162 590 000	OCC THERAPY SPED 3-5 - PURCH SERVICES	0.00	0.00	0.00	0.00	0.00	0.00	0.00
2162	OCC THERAPY SPED AGE 3-5	118.00	2,570.25	12,696.00	10,759.32	(12,578.00)	0.00	(12,578.00)
2163	OCC THERAPY SPED AGE 0-2							
01 2163 320 000	OCC THERAPY SPED 0-2 - PROF ED SERVICES	8,018.00	2,397.75	14,990.25	186.96	(6,972.25)	0.00	(6,972.25)
01 2163 590 000	OCC THERAPY SPED 0-2 - PURCH SERVICES	0.00	0.00	0.00	0.00	0.00	0.00	0.00
2163	OCC THERAPY SPED AGE 0-2	8,018.00	2,397.75	14,990.25	186.96	(6,972.25)	0.00	(6,972.25)
2171	PHYSICAL THERAPY SPED SCHOOL AGE							
01 2171 320 000	PHYS THERAPY SPED SA - PROF ED SERVICES	52,715.00	3,726.00	26,220.00	49.74	26,495.00	0.00	26,495.00
01 2171 590 000	PHYS THERAPY SPED SA - PURCH SERVICES DIST	0.00	0.00	0.00	0.00	0.00	0.00	0.00
2171	PHYSICAL THERAPY SPED SCHOOL AGE	52,715.00	3,726.00	26,220.00	49.74	26,495.00	0.00	26,495.00
2172	PHYSICAL THERAPY SPED AGE 3-5							
01 2172 320 000	PHYS THERAPY SPED 3-5 - PROF ED SERVICES	6,721.00	2,311.50	9,660.00	143.73	(2,939.00)	0.00	(2,939.00)
01 2172 590 000	PHYS THERAPY SPED 3-5 - PURCH SERVICES	0.00	0.00	0.00	0.00	0.00	0.00	0.00
2172	PHYSICAL THERAPY SPED AGE 3-5	6,721.00	2,311.50	9,660.00	143.73	(2,939.00)	0.00	(2,939.00)
2173	PHYSICAL THERAPY SPED AGE 0-2							
01 2173 320 000	PHYS THERAPY SPED 0-2 - PROF ED SERVICES	7,546.00	2,898.00	18,923.25	250.77	(11,377.25)	0.00	(11,377.25)
01 2173 590 000	PHYS THERAPY SPED 0-2 - PURCH SERVICES	0.00	0.00	0.00	0.00	0.00	0.00	0.00
2173	PHYSICAL THERAPY SPED AGE 0-2	7,546.00	2,898.00	18,923.25	250.77	(11,377.25)	0.00	(11,377.25)
2181	VISION SERVICE SPED SCHOOL AGE							
01 2181 320 000	VIS IMP SERV SPED SA - PROF ED SERVICES	0.00	0.00	0.00	0.00	0.00	0.00	0.00
2181	VISION SERVICE SPED SCHOOL AGE	0.00	0.00	0.00	0.00	0.00	0.00	0.00
2182	VISION SERVICES SPED AGE 3-5							
01 2182 320 000	VIS IMP SERV SPED 3-5 - PROF ED SERVICES	0.00	0.00	0.00	0.00	0.00	0.00	0.00
01 2182 590 000	VIS IMP SERV SPED 3-5 - PURCH SERVICES	0.00	0.00	0.00	0.00	0.00	0.00	0.00
01 2182 591 000	VIS IMP SERV SPED 3-5 - PURCH SERV OTH DIST	0.00	0.00	0.00	0.00	0.00	0.00	0.00
2182	VISION SERVICES SPED AGE 3-5	0.00	0.00	0.00	0.00	0.00	0.00	0.00
2183	VISION SERVICES SPED AGE 0-2							
01 2183 320 000	VIS IMP SERV SPED 0-2 - PROF ED SERVICES	0.00	0.00	0.00	0.00	0.00	0.00	0.00
01 2183 590 000	VIS IMP SERV SPED 0-2 - PURCH SERVICES	5,065.00	0.00	0.00	0.00	5,065.00	0.00	5,065.00
01 2183 591 000	VIS IMP SERV SPED 0-2 - PURCH SERV OTH DIST	0.00	0.00	0.00	0.00	0.00	0.00	0.00
2183	VISION SERVICES SPED AGE 0-2	5,065.00	0.00	0.00	0.00	5,065.00	0.00	5,065.00
2210	IMPROVEMENT OF INSTRUCTION							
01 2210 111 000	IMPR OF INSTR - SALARIES PROF DIST	294,554.00	11,924.06	71,544.36	24.29	223,009.64	0.00	223,009.64
01 2210 151 000	IMPR OF INSTR - ADD'L COMP PROF DIST	1,632.00	26.23	157.38	9.64	1,474.62	0.00	1,474.62
01 2210 211 000	IMPR OF INSTR - GROUP INS PROF DIST	58,745.00	2,456.90	14,741.40	25.09	44,003.60	0.00	44,003.60
01 2210 221 000	IMPR OF INSTR - SOC SEC PROF DIST	22,433.00	892.75	5,356.50	23.88	17,076.50	0.00	17,076.50
01 2210 231 000	IMPR OF INSTR - RETIREMENT PROF DIST	18,247.00	876.42	5,258.52	28.82	12,988.48	0.00	12,988.48
01 2210 237 000	IMPR OF INSTR - INCR RET CONTR DIST	5,687.00	87.05	522.30	9.18	5,164.70	0.00	5,164.70
01 2210 281 000	IMPR OF INSTR - HEALTH BEN PROF DIST	3,632.00	0.00	0.00	0.00	3,632.00	0.00	3,632.00
01 2210 580 000	IMPR OF INSTR - TRAVEL & MILEAGE	2,050.00	0.00	690.49	33.68	1,359.51	0.00	1,359.51
01 2210 610 000	IMPR OF INSTR - SUPPLIES	0.00	0.00	0.00	0.00	0.00	0.00	0.00
01 2210 810 000	IMPR OF INSTR - DUES & FEES	972.00	0.00	6,679.70	687.21	(5,707.70)	0.00	(5,707.70)
2210	IMPROVEMENT OF INSTRUCTION	407,952.00	16,263.41	104,950.65	25.73	303,001.35	0.00	303,001.35
2212	INST STAFF TRNG AND CURR DEV							
01 2212 111 000	INST & CURR DEV - SALARIES TEACHERS DIST	3,137.00	0.00	141.60	4.51	2,995.40	0.00	2,995.40
01 2212 111 001	INST & CURR DEV - SALARIES TEACHERS BHS	5,690.00	0.00	254.88	4.48	5,435.12	0.00	5,435.12
01 2212 111 002	INST & CURR DEV - SALARIES TEACHERS BE	3,785.00	0.00	778.80	20.58	3,006.20	0.00	3,006.20
01 2212 111 003	INST & CURR DEV - SALARIES TEACHERS PC	9,019.00	0.00	3,860.80	42.81	5,158.20	0.00	5,158.20

Account Number	Account Description	Revised Budget	Expended During Month	Expenditures to Date	% of Budget	Balance at EOM	P/ O Outstanding	Unencumbered Balance
01 2212 111 004	INST & CURR DEV - SALARIES TEACHERS HE	4,394.00	0.00	736.32	16.76	3,657.68	0.00	3,657.68
01 2212 111 005	INST & CURR DEV - SALARIES TEACHERS BMS	6,903.00	0.00	382.32	5.54	6,520.68	0.00	6,520.68
01 2212 111 006	INST & CURR DEV - SALARIES TEACHERS AP	4,184.00	113.28	2,039.04	48.73	2,144.96	0.00	2,144.96
01 2212 111 007	INST & CURR DEV - SALARIES TEACHERS SE	2,087.00	0.00	821.28	39.35	1,265.72	0.00	1,265.72
01 2212 111 008	INST & CURR DEV - SALARIES TEACHERS BSMS	5,083.00	0.00	453.12	8.91	4,629.88	0.00	4,629.88
01 2212 123 001	INST & CURR DEV - SUB TEACHERS BHS	20,404.00	2,800.00	10,325.00	50.60	10,079.00	0.00	10,079.00
01 2212 123 002	INST & CURR DEV - SUB TEACHERS BE	8,097.00	1,137.50	5,950.00	73.48	2,147.00	0.00	2,147.00
01 2212 123 003	INST & CURR DEV - SUB TEACHERS PC	9,176.00	612.50	5,162.50	56.26	4,013.50	0.00	4,013.50
01 2212 123 004	INST & CURR DEV - SUB TEACHERS HE	11,443.00	700.00	3,675.00	32.12	7,768.00	0.00	7,768.00
01 2212 123 005	INST & CURR DEV - SUB TEACHERS BMS	14,682.00	2,100.00	10,062.50	68.54	4,619.50	0.00	4,619.50
01 2212 123 006	INST & CURR DEV - SUB TEACHERS AP	0.00	0.00	0.00	0.00	0.00	0.00	0.00
01 2212 123 007	INST & CURR DEV - SUB TEACHERS SE	0.00	0.00	0.00	0.00	0.00	0.00	0.00
01 2212 123 008	INST & CURR DEV - SUB TEACHERS BSMS	0.00	0.00	0.00	0.00	0.00	0.00	0.00
01 2212 221 000	INST & CURR DEV - SOC SEC TEACHERS DIST	245.00	0.00	10.84	4.42	234.16	0.00	234.16
01 2212 221 001	INST & CURR DEV - SOC SEC TEACHERS BHS	445.00	0.00	19.46	4.37	425.54	0.00	425.54
01 2212 221 002	INST & CURR DEV - SOC SEC TEACHERS BE	296.00	0.00	59.59	20.13	236.41	0.00	236.41
01 2212 221 003	INST & CURR DEV - SOC SEC TEACHERS PC	705.00	0.00	295.36	41.90	409.64	0.00	409.64
01 2212 221 004	INST & CURR DEV - SOC SEC TEACHERS HE	344.00	0.00	56.33	16.38	287.67	0.00	287.67
01 2212 221 005	INST & CURR DEV - SOC SEC TEACHERS BMS	540.00	0.00	29.28	5.42	510.72	0.00	510.72
01 2212 221 006	INST & CURR DEV - SOC SEC TEACHERS AP	327.00	8.66	155.96	47.69	171.04	0.00	171.04
01 2212 221 007	INST & CURR DEV - SOC SEC TEACHERS SE	163.00	0.00	62.85	38.56	100.15	0.00	100.15
01 2212 221 008	INST & CURR DEV - SOC SEC TEACHERS BSMS	397.00	0.00	34.69	8.74	362.31	0.00	362.31
01 2212 223 001	INST & CURR DEV - SOC SEC SUB TCHRS BHS	1,394.00	214.17	789.81	56.66	604.19	0.00	604.19
01 2212 223 002	INST & CURR DEV - SOC SEC SUB TCHRS BE	553.00	87.05	455.35	82.34	97.65	0.00	97.65
01 2212 223 003	INST & CURR DEV - SOC SEC SUB TCHRS PC	627.00	46.87	395.07	63.01	231.93	0.00	231.93
01 2212 223 004	INST & CURR DEV - SOC SEC SUB TCHRS HE	782.00	53.56	281.19	35.96	500.81	0.00	500.81
01 2212 223 005	INST & CURR DEV - SOC SEC SUB TCHRS BMS	1,003.00	160.67	769.84	76.75	233.16	0.00	233.16
01 2212 223 006	INST & CURR DEV - SOC SEC SUB TCHRS AP	0.00	0.00	0.00	0.00	0.00	0.00	0.00
01 2212 223 007	INST & CURR DEV - SOC SEC SUB TCHRS SE	0.00	0.00	0.00	0.00	0.00	0.00	0.00
01 2212 223 008	INST & CURR DEV - SOC SEC SUB TCHRS BSMS	0.00	0.00	0.00	0.00	0.00	0.00	0.00
01 2212 230 001	INST & CURR DEV - RETIREMENT NON-INSTR BHS	0.00	0.00	0.00	0.00	0.00	0.00	0.00
01 2212 231 000	INST & CURR DEV - RETIREMENT TEACHERS	187.00	0.00	10.40	5.56	176.60	0.00	176.60
01 2212 231 001	INST & CURR DEV - RETIREMENT TCHRS BHS	282.00	0.00	18.71	6.63	263.29	0.00	263.29
01 2212 231 002	INST & CURR DEV - RETIREMENT TCHRS BE	228.00	0.00	57.25	25.11	170.75	0.00	170.75
01 2212 231 003	INST & CURR DEV - RETIREMENT TCHRS PC	474.00	0.00	283.73	59.86	190.27	0.00	190.27
01 2212 231 004	INST & CURR DEV - RETIREMENT TCHRS HE	221.00	0.00	54.12	24.49	166.88	0.00	166.88
01 2212 231 005	INST & CURR DEV - RETIREMENT TCHRS BMS	428.00	0.00	28.11	6.57	399.89	0.00	399.89
01 2212 231 006	INST & CURR DEV - RETIREMENT TCHRS AP	214.00	8.33	149.88	70.04	64.12	0.00	64.12
01 2212 231 007	INST & CURR DEV - RETIREMENT TCHRS SE	0.00	0.00	60.36	0.00	(60.36)	0.00	(60.36)
01 2212 231 008	INST & CURR DEV - RETIREMENT TCHRS BSMS	308.00	0.00	33.31	10.81	274.69	0.00	274.69
01 2212 233 000	INST & CURR DEV - RETIRE SUB TEACH DIST	0.00	0.00	0.00	0.00	0.00	0.00	0.00
01 2212 233 001	INST & CURR DEV - RETIRE SUB TEACHERS BHS	0.00	6.44	25.73	0.00	(25.73)	0.00	(25.73)
01 2212 233 002	INST & CURR DEV - RETIRE SUB TEACHERS BE	0.00	0.00	0.00	0.00	0.00	0.00	0.00
01 2212 233 003	INST & CURR DEV - RETIRE SUB TEACHERS PC	0.00	0.00	6.43	0.00	(6.43)	0.00	(6.43)
01 2212 233 004	INST & CURR DEV - RETIRE SUB TEACHERS HE	0.00	0.00	12.86	0.00	(12.86)	0.00	(12.86)
01 2212 233 005	INST & CURR DEV - RETIRE SUB TEACHERS BMS	0.00	0.00	6.43	0.00	(6.43)	0.00	(6.43)
01 2212 233 006	INST & CURR DEV - RETIRE SUB TEACHERS AP	0.00	0.00	0.00	0.00	0.00	0.00	0.00
01 2212 233 007	INST & CURR DEV - RETIRE SUB TEACHERS SE	0.00	0.00	0.00	0.00	0.00	0.00	0.00
01 2212 233 008	INST & CURR DEV - RETIRE SUB TEACHERS BSMS	0.00	0.00	0.00	0.00	0.00	0.00	0.00
01 2212 237 000	INST & CURR DEV - INCR RET CONTR DIST	0.00	0.00	1.04	0.00	(1.04)	0.00	(1.04)
01 2212 237 001	INST & CURR DEV - INCR RET CONTR BHS	0.00	0.64	4.40	0.00	(4.40)	0.00	(4.40)
01 2212 237 002	INST & CURR DEV - INCR RET CONTR BE	0.00	0.00	5.69	0.00	(5.69)	0.00	(5.69)
01 2212 237 003	INST & CURR DEV - INCR RET CONTR PC	118.00	0.00	28.86	24.46	89.14	0.00	89.14
01 2212 237 004	INST & CURR DEV - INCR RET CONTR HE	0.00	0.00	6.68	0.00	(6.68)	0.00	(6.68)
01 2212 237 005	INST & CURR DEV - INCR RET CONTR BMS	0.00	0.00	3.42	0.00	(3.42)	0.00	(3.42)

Account Number	Account Description	Revised Budget	Expended During Month	Expenditures to Date	% of Budget	Balance at EOM	P/ O Outstanding	Unencumbered Balance
01 2212 237 006	INST & CURR DEV - INCR RET CONTR AP	0.00	0.83	14.89	0.00	(14.89)	0.00	(14.89)
01 2212 237 007	INST & CURR DEV - INCR RET CONTR SE	0.00	0.00	6.01	0.00	(6.01)	0.00	(6.01)
01 2212 237 008	INST & CURR DEV - INCR RET CONTR BSMS	0.00	0.00	3.32	0.00	(3.32)	0.00	(3.32)
01 2212 350 000	INST & CURR DEV - OTHER PROF SERV DIST	0.00	0.00	0.00	0.00	0.00	0.00	0.00
01 2212 580 000	INST & CURR DEV - TRAVEL & MILEAGE DIST	6,392.00	0.00	74.18	6.14	6,317.82	318.00	5,999.82
01 2212 580 001	INST & CURR DEV - TRAVEL & MILEAGE BHS	701.00	0.00	20.00	2.85	681.00	0.00	681.00
01 2212 580 002	INST & CURR DEV - TRAVEL & MILEAGE BE	0.00	0.00	0.00	0.00	0.00	0.00	0.00
01 2212 580 003	INST & CURR DEV - TRAVEL & MILEAGE PC	0.00	0.00	0.00	0.00	0.00	0.00	0.00
01 2212 580 004	INST & CURR DEV - TRAVEL & MILEAGE HE	0.00	0.00	0.00	0.00	0.00	0.00	0.00
01 2212 580 005	INST & CURR DEV - TRAVEL & MILEAGE BMS	0.00	0.00	1,380.24	0.00	(1,380.24)	200.00	(1,580.24)
01 2212 580 006	INST & CURR DEV - TRAVEL & MILEAGE AP	0.00	0.00	0.00	0.00	0.00	0.00	0.00
01 2212 580 007	INST & CURR DEV - TRAVEL & MILEAGE SE	0.00	0.00	0.00	0.00	0.00	0.00	0.00
01 2212 580 008	INST & CURR DEV - TRAVEL & MILEAGE BSMS	1,751.00	0.00	0.00	0.00	1,751.00	0.00	1,751.00
01 2212 590 000	INST & CURR DEV - PURCHASED SRVS DIST	0.00	0.00	0.00	0.00	0.00	0.00	0.00
01 2212 610 000	INST & CURR DEV - SUPPLIES DIST	18,034.00	977.71	3,433.50	20.24	14,600.50	216.48	14,384.02
01 2212 610 001	INST & CURR DEV - SUPPLIES BHS	0.00	2,481.40	3,220.62	0.00	(3,220.62)	0.00	(3,220.62)
01 2212 610 002	INST & CURR DEV - SUPPLIES BE	0.00	0.00	0.00	0.00	0.00	0.00	0.00
01 2212 610 003	INST & CURR DEV - SUPPLIES PC	0.00	0.00	0.00	0.00	0.00	0.00	0.00
01 2212 610 004	INST & CURR DEV - SUPPLIES HE	0.00	0.00	42.73	0.00	(42.73)	0.00	(42.73)
01 2212 610 005	INST & CURR DEV - SUPPLIES BMS	0.00	0.00	0.00	0.00	0.00	0.00	0.00
01 2212 610 006	INST & CURR DEV - SUPPLIES AP	0.00	0.00	383.90	0.00	(383.90)	0.00	(383.90)
01 2212 610 007	INST & CURR DEV - SUPPLIES SE	306.00	0.00	0.00	0.00	306.00	0.00	306.00
01 2212 610 008	INST & CURR DEV - SUPPLIES BSMS	0.00	0.00	0.00	0.00	0.00	0.00	0.00
01 2212 735 000	INST & CURR DEV - SOFTWARE DIST	975.00	0.00	0.00	0.00	975.00	0.00	975.00
01 2212 810 000	INST & CURR DEV - DUES & FEES DIST	12,111.00	0.00	6,725.17	65.02	5,385.83	1,150.00	4,235.83
01 2212 810 001	INST & CURR DEV - DUES & FEES BHS	858.00	0.00	5.00	0.58	853.00	0.00	853.00
01 2212 810 002	INST & CURR DEV - DUES & FEES BE	299.00	0.00	0.00	0.00	299.00	0.00	299.00
01 2212 810 003	INST & CURR DEV - DUES & FEES PC	395.00	836.00	946.00	239.49	(551.00)	0.00	(551.00)
01 2212 810 004	INST & CURR DEV - DUES & FEES HE	1,082.00	0.00	0.00	0.00	1,082.00	0.00	1,082.00
01 2212 810 005	INST & CURR DEV - DUES & FEES BMS	0.00	0.00	580.00	0.00	(580.00)	0.00	(580.00)
01 2212 810 006	INST & CURR DEV - DUES & FEES AP	0.00	0.00	100.00	0.00	(100.00)	25.00	(125.00)
01 2212 810 007	INST & CURR DEV - DUES & FEES SE	0.00	0.00	0.00	0.00	0.00	0.00	0.00
01 2212 810 008	INST & CURR DEV - DUES & FEES BSMS	772.00	0.00	25.00	3.24	747.00	0.00	747.00
01 2212 890 000	INST & CURR DEV - OTHER MISC DIST	0.00	0.00	0.00	0.00	0.00	0.00	0.00
01 2212 890 001	INST & CURR DEV - OTHER MISC BHS	0.00	0.00	0.00	0.00	0.00	0.00	0.00
01 2212 890 002	INST & CURR DEV - OTHER MISC BE	0.00	0.00	0.00	0.00	0.00	0.00	0.00
01 2212 890 003	INST & CURR DEV - OTHER MISC PC	0.00	0.00	0.00	0.00	0.00	0.00	0.00
01 2212 890 004	INST & CURR DEV - OTHER MISC HE	0.00	0.00	0.00	0.00	0.00	0.00	0.00
01 2212 890 005	INST & CURR DEV - OTHER MISC BMS	0.00	0.00	0.00	0.00	0.00	0.00	0.00
01 2212 890 006	INST & CURR DEV - OTHER MISC AP	0.00	0.00	0.00	0.00	0.00	0.00	0.00
01 2212 890 007	INST & CURR DEV - OTHER MISC SE	0.00	0.00	0.00	0.00	0.00	0.00	0.00
01 2212 890 008	INST & CURR DEV - OTHER MISC BSMS	118.00	0.00	0.00	0.00	118.00	0.00	118.00
2212	INST STAFF TRNG AND CURR DEV	162,159.00	12,345.61	65,816.75	41.77	96,342.25	1,909.48	94,432.77
2213	INSTRUCTIONAL STAFF TRAINING							
01 2213 111 000	INST STAFF TRNG - SALARIES PROF STAFF DIST	101,380.00	7,710.41	46,262.46	45.63	55,117.54	0.00	55,117.54
01 2213 151 000	INST STAFF TRNG - ADD'L COMP PROF STAFF	204.00	16.96	101.76	49.88	102.24	0.00	102.24
01 2213 211 000	INST STAFF TRNG - GROUP INS TEACHERS/PROF	12,195.00	912.97	5,477.82	44.92	6,717.18	0.00	6,717.18
01 2213 221 000	INST STAFF TRNG - SOC SEC TEACHERS/PROF	7,939.00	590.66	3,543.95	44.64	4,395.05	0.00	4,395.05
01 2213 231 000	INST STAFF TRNG - RETIREMENT TEACHERS/PROF	6,280.00	566.72	3,400.32	54.15	2,879.68	0.00	2,879.68
01 2213 237 000	INST STAFF TRNG - INCR RET CONTR	1,904.00	56.29	337.73	17.74	1,566.27	0.00	1,566.27
01 2213 251 000	INST STAFF TRNG - TUITION REIMB TCHRS DIST	1,734.00	305.74	305.74	17.63	1,428.26	0.00	1,428.26
01 2213 251 001	INST STAFF TRNG - TUITION REIMB TCHRS BHS	8,149.00	0.00	2,159.07	26.49	5,989.93	0.00	5,989.93
01 2213 251 002	INST STAFF TRNG - TUITION REIMB TCHRS BE	2,142.00	0.00	585.38	27.33	1,556.62	0.00	1,556.62
01 2213 251 003	INST STAFF TRNG - TUITION REIMB TCHRS PC	8,727.00	0.00	390.06	4.47	8,336.94	0.00	8,336.94
01 2213 251 004	INST STAFF TRNG - TUITION REIMB TCHRS HE	4,997.00	0.00	0.00	0.00	4,997.00	0.00	4,997.00

Regular; Processing Month 02/2026

Account Number	Account Description	Revised Budget	Expended During Month	Expenditures to Date	% of Budget	Balance at EOM	P/ O Outstanding	Unencumbered Balance
01 2213 251 005	INST STAFF TRNG - TUITION REIMB TCHRS BMS	4,174.00	585.38	935.84	22.42	3,238.16	0.00	3,238.16
01 2213 251 006	INST STAFF TRNG - TUITION REIMB TCHRS AP	3,059.00	390.06	780.12	25.50	2,278.88	0.00	2,278.88
01 2213 251 007	INST STAFF TRNG - TUITION REIMB TCHRS SE	4,622.00	0.00	0.00	0.00	4,622.00	0.00	4,622.00
01 2213 251 008	INST STAFF TRNG - TUITION REIMB TCHRS BSMS	6,578.00	0.00	1,556.27	23.66	5,021.73	0.00	5,021.73
01 2213 281 000	INST STAFF TRNG - HEALTH BEN TEACHERS	0.00	0.00	0.00	0.00	0.00	0.00	0.00
2213	INSTRUCTIONAL STAFF TRAINING	174,084.00	11,135.19	65,836.52	37.82	108,247.48	0.00	108,247.48
2220	SCHOOL LIBRARY SERVICES							
01 2220 111 001	LIBRARY - SALARIES TEACHERS BHS	87,230.00	6,634.25	39,805.50	45.63	47,424.50	0.00	47,424.50
01 2220 111 002	LIBRARY - SALARIES TEACHERS BE	73,547.00	5,723.67	34,342.02	46.69	39,204.98	0.00	39,204.98
01 2220 111 003	LIBRARY - SALARIES TEACHERS PC	131,998.00	8,829.40	52,976.40	40.13	79,021.60	0.00	79,021.60
01 2220 111 004	LIBRARY - SALARIES TEACHERS HE	75,257.00	5,723.67	34,342.02	45.63	40,914.98	0.00	40,914.98
01 2220 111 005	LIBRARY - SALARIES TEACHERS BMS	41,691.00	3,398.42	20,390.52	48.91	21,300.48	0.00	21,300.48
01 2220 111 006	LIBRARY - SALARIES TEACHERS AP	87,658.00	6,796.85	40,781.10	46.52	46,876.90	0.00	46,876.90
01 2220 111 007	LIBRARY - SALARIES TEACHERS SE	85,947.00	6,666.77	40,000.62	46.54	45,946.38	0.00	45,946.38
01 2220 111 008	LIBRARY - SALARIES TEACHERS BSMS	41,691.00	3,398.43	20,390.58	48.91	21,300.42	0.00	21,300.42
01 2220 112 002	LIBRARY - SALARIES INSTR AIDES BE	19,406.00	1,789.07	12,402.67	63.91	7,003.33	0.00	7,003.33
01 2220 112 003	LIBRARY - SALARIES INSTR AIDES PC	0.00	1,702.67	9,342.84	0.00	(9,342.84)	0.00	(9,342.84)
01 2220 112 004	LIBRARY - SALARIES INSTR AIDES HE	22,344.00	2,016.10	12,628.69	56.52	9,715.31	0.00	9,715.31
01 2220 112 005	LIBRARY - SALARIES INSTR AIDES BMS	11,288.00	1,101.61	5,546.33	49.13	5,741.67	0.00	5,741.67
01 2220 112 006	LIBRARY - SALARIES INSTR AIDES AP	21,643.00	2,069.44	12,790.12	59.10	8,852.88	0.00	8,852.88
01 2220 112 007	LIBRARY - SALARIES INSTR AIDES SE	22,442.00	2,161.18	12,045.57	53.67	10,396.43	0.00	10,396.43
01 2220 112 008	LIBRARY - SALARIES INSTR AIDES BSMS	11,288.00	1,101.58	5,546.27	49.13	5,741.73	0.00	5,741.73
01 2220 122 001	LIBRARY - SUB AIDES BHS	0.00	0.00	0.00	0.00	0.00	0.00	0.00
01 2220 122 002	LIBRARY - SUB AIDES BE	544.00	85.93	612.38	112.57	(68.38)	0.00	(68.38)
01 2220 122 003	LIBRARY - SUB AIDES PC	3,777.00	194.97	1,964.28	52.01	1,812.72	0.00	1,812.72
01 2220 122 004	LIBRARY - SUB AIDES HE	460.00	0.00	0.00	0.00	460.00	0.00	460.00
01 2220 122 005	LIBRARY - SUB AIDES BMS	0.00	0.00	0.00	0.00	0.00	0.00	0.00
01 2220 122 006	LIBRARY - SUB AIDES AP	232.00	0.00	0.00	0.00	232.00	0.00	232.00
01 2220 122 007	LIBRARY - SUB AIDES SE	459.00	0.00	234.00	50.98	225.00	0.00	225.00
01 2220 123 001	LIBRARY - SUB TEACHERS BHS	1,188.00	175.00	875.00	73.65	313.00	0.00	313.00
01 2220 123 002	LIBRARY - SUB TEACHERS BE	2,051.00	0.00	700.00	34.13	1,351.00	0.00	1,351.00
01 2220 123 003	LIBRARY - SUB TEACHERS PC	4,210.00	525.00	1,575.00	37.41	2,635.00	0.00	2,635.00
01 2220 123 004	LIBRARY - SUB TEACHERS HE	1,080.00	175.00	700.00	64.81	380.00	0.00	380.00
01 2220 123 005	LIBRARY - SUB TEACHERS BMS	3,239.00	175.00	1,750.00	54.03	1,489.00	0.00	1,489.00
01 2220 123 006	LIBRARY - SUB TEACHERS AP	3,994.00	175.00	2,450.00	61.34	1,544.00	0.00	1,544.00
01 2220 123 007	LIBRARY - SUB TEACHERS SE	1,403.00	262.50	787.50	56.13	615.50	0.00	615.50
01 2220 123 008	LIBRARY - SUB TEACHERS BSMS	0.00	0.00	0.00	0.00	0.00	0.00	0.00
01 2220 150 005	LIBRARY - ADD'L COMP NON-INSTR BMS	0.00	2.06	12.36	0.00	(12.36)	0.00	(12.36)
01 2220 150 008	LIBRARY - ADD'L COMP NON-INSTR BSMS	0.00	2.05	12.30	0.00	(12.30)	0.00	(12.30)
01 2220 151 001	LIBRARY - ADD'L COMP TEACHERS BHS	175.00	14.60	87.60	50.06	87.40	0.00	87.40
01 2220 151 002	LIBRARY - ADD'L COMP TEACHERS BE	148.00	12.59	75.54	51.04	72.46	0.00	72.46
01 2220 151 003	LIBRARY - ADD'L COMP TEACHERS PC	180.00	14.95	202.98	112.77	(22.98)	0.00	(22.98)
01 2220 151 004	LIBRARY - ADD'L COMP TEACHERS HE	151.00	12.59	75.54	50.03	75.46	0.00	75.46
01 2220 151 005	LIBRARY - ADD'L COMP TEACHERS BMS	235.00	7.47	44.82	19.07	190.18	0.00	190.18
01 2220 151 006	LIBRARY - ADD'L COMP TEACHERS AP	176.00	14.95	89.70	50.97	86.30	0.00	86.30
01 2220 151 007	LIBRARY - ADD'L COMP TEACHERS SE	173.00	14.67	88.02	50.88	84.98	0.00	84.98
01 2220 151 008	LIBRARY - ADD'L COMP TEACHERS BSMS	282.00	7.48	44.88	15.91	237.12	0.00	237.12
01 2220 152 002	LIBRARY - ADD'L COMP AIDES BE	0.00	4.21	25.26	0.00	(25.26)	0.00	(25.26)
01 2220 152 003	LIBRARY - ADD'L COMP AIDES PC	0.00	0.00	0.00	0.00	0.00	0.00	0.00
01 2220 152 004	LIBRARY - ADD'L COMP AIDES HE	0.00	4.54	27.24	0.00	(27.24)	0.00	(27.24)
01 2220 152 006	LIBRARY - ADD'L COMP AIDES AP	0.00	0.00	0.00	0.00	0.00	0.00	0.00
01 2220 152 007	LIBRARY - ADD'L COMP AIDES SE	0.00	4.86	29.16	0.00	(29.16)	0.00	(29.16)
01 2220 211 001	LIBRARY - GROUP INS TEACHERS BHS	28,288.00	2,117.93	12,707.58	44.92	15,580.42	0.00	15,580.42
01 2220 211 002	LIBRARY - GROUP INS TEACHERS BE	32,815.00	2,456.90	14,741.40	44.92	18,073.60	0.00	18,073.60
01 2220 211 003	LIBRARY - GROUP INS TEACHERS PC	21,205.00	857.23	5,143.38	24.26	16,061.62	0.00	16,061.62



Account Number	Account Description	Revised Budget	Expended During Month	Expenditures to Date	% of Budget	Balance at EOM	P/ O Outstanding	Unencumbered Balance
01 2220 233 004	LIBRARY - RETIREMENT SUB TEACHERS HE	0.00	0.00	0.00	0.00	0.00	0.00	0.00
01 2220 233 005	LIBRARY - RETIREMENT SUB TEACHERS BMS	0.00	0.00	0.00	0.00	0.00	0.00	0.00
01 2220 233 006	LIBRARY - RETIREMENT SUB TEACHERS AP	0.00	0.00	0.00	0.00	0.00	0.00	0.00
01 2220 233 007	LIBRARY - RETIREMENT SUB TEACHERS SE	0.00	0.00	0.00	0.00	0.00	0.00	0.00
01 2220 233 008	LIBRARY - RETIREMENT SUB TEACHERS BSMS	0.00	0.00	0.00	0.00	0.00	0.00	0.00
01 2220 237 001	LIBRARY - INCR RET CONTR BHS	1,638.00	48.43	290.58	17.74	1,347.42	0.00	1,347.42
01 2220 237 002	LIBRARY - INCR RET CONTR BE	1,791.00	54.84	341.22	19.05	1,449.78	0.00	1,449.78
01 2220 237 003	LIBRARY - INCR RET CONTR PC	2,535.00	64.46	387.57	15.29	2,147.43	0.00	2,147.43
01 2220 237 004	LIBRARY - INCR RET CONTR HE	1,887.00	56.50	342.89	18.17	1,544.11	0.00	1,544.11
01 2220 237 005	LIBRARY - INCR RET CONTR BMS	1,023.00	31.32	187.82	18.36	835.18	0.00	835.18
01 2220 237 006	LIBRARY - INCR RET CONTR AP	1,908.00	49.61	297.70	15.60	1,610.30	0.00	1,610.30
01 2220 237 007	LIBRARY - INCR RET CONTR SE	2,092.00	64.44	379.92	18.16	1,712.08	0.00	1,712.08
01 2220 237 008	LIBRARY - INCR RET CONTR BSMS	1,023.00	31.32	187.82	18.36	835.18	0.00	835.18
01 2220 281 001	LIBRARY - HEALTH BEN TEACHERS BHS	3,963.00	338.97	2,033.82	51.32	1,929.18	0.00	1,929.18
01 2220 281 002	LIBRARY - HEALTH BEN TEACHERS BE	0.00	0.00	0.00	0.00	0.00	0.00	0.00
01 2220 281 003	LIBRARY - HEALTH BEN TEACHERS PC	2,811.00	120.25	721.50	25.67	2,089.50	0.00	2,089.50
01 2220 281 004	LIBRARY - HEALTH BEN TEACHERS HE	0.00	0.00	0.00	0.00	0.00	0.00	0.00
01 2220 281 005	LIBRARY - HEALTH BEN TEACHERS BMS	2,929.00	237.50	1,425.00	48.65	1,504.00	0.00	1,504.00
01 2220 281 006	LIBRARY - HEALTH BEN TEACHERS AP	0.00	0.00	0.00	0.00	0.00	0.00	0.00
01 2220 281 007	LIBRARY - HEALTH BEN TEACHERS SE	3,963.00	338.97	2,033.82	51.32	1,929.18	0.00	1,929.18
01 2220 281 008	LIBRARY - HEALTH BEN TEACHERS BSMS	2,929.00	237.50	1,425.00	48.65	1,504.00	0.00	1,504.00
01 2220 340 001	LIBRARY - OTHER PROF SERVICES BHS	0.00	0.00	0.00	0.00	0.00	0.00	0.00
01 2220 340 002	LIBRARY - OTHER PROF SERVICES BE	0.00	0.00	0.00	0.00	0.00	0.00	0.00
01 2220 340 003	LIBRARY - OTHER PROF SERVICES PC	0.00	0.00	0.00	0.00	0.00	0.00	0.00
01 2220 340 004	LIBRARY - OTHER PROF SERVICES HE	0.00	0.00	0.00	0.00	0.00	0.00	0.00
01 2220 340 005	LIBRARY - OTHER PROF SERVICES BMS	1,498.00	0.00	0.00	0.00	1,498.00	0.00	1,498.00
01 2220 340 006	LIBRARY - OTHER PROF SERVICES AP	0.00	0.00	0.00	0.00	0.00	0.00	0.00
01 2220 340 007	LIBRARY - OTHER PROF SERVICES SE	0.00	0.00	0.00	0.00	0.00	0.00	0.00
01 2220 340 008	LIBRARY - OTHER PROF SERVICES BSMS	1,520.00	0.00	0.00	0.00	1,520.00	0.00	1,520.00
01 2220 350 001	LIBRARY - TECH SERVICES BHS	0.00	0.00	0.00	0.00	0.00	0.00	0.00
01 2220 350 002	LIBRARY - TECH SERVICES BE	0.00	0.00	0.00	0.00	0.00	0.00	0.00
01 2220 350 003	LIBRARY - TECH SERVICES PC	0.00	0.00	0.00	0.00	0.00	0.00	0.00
01 2220 350 004	LIBRARY - TECH SERVICES HE	0.00	0.00	0.00	0.00	0.00	0.00	0.00
01 2220 350 005	LIBRARY - TECH SERVICES BMS	0.00	0.00	0.00	0.00	0.00	0.00	0.00
01 2220 350 006	LIBRARY - TECH SERVICES AP	0.00	0.00	0.00	0.00	0.00	0.00	0.00
01 2220 350 007	LIBRARY - TECH SERVICES SE	0.00	0.00	0.00	0.00	0.00	0.00	0.00
01 2220 350 008	LIBRARY - TECH SERVICES BSMS	0.00	0.00	0.00	0.00	0.00	549.00	(549.00)
01 2220 580 001	LIBRARY - TRAVEL & MILEAGE BHS	0.00	0.00	0.00	0.00	0.00	0.00	0.00
01 2220 580 002	LIBRARY - TRAVEL & MILEAGE BE	0.00	0.00	0.00	0.00	0.00	0.00	0.00
01 2220 580 003	LIBRARY - TRAVEL & MILEAGE PC	0.00	0.00	0.00	0.00	0.00	0.00	0.00
01 2220 580 004	LIBRARY - TRAVEL & MILEAGE HE	0.00	0.00	0.00	0.00	0.00	0.00	0.00
01 2220 580 005	LIBRARY - TRAVEL & MILEAGE BMS	0.00	0.00	0.00	0.00	0.00	0.00	0.00
01 2220 580 006	LIBRARY - TRAVEL & MILEAGE AP	0.00	0.00	0.00	0.00	0.00	0.00	0.00
01 2220 580 007	LIBRARY - TRAVEL & MILEAGE SE	0.00	0.00	0.00	0.00	0.00	0.00	0.00
01 2220 580 008	LIBRARY - TRAVEL & MILEAGE BSMS	0.00	0.00	0.00	0.00	0.00	0.00	0.00
01 2220 610 001	LIBRARY - SUPPLIES BHS	3,572.00	88.21	1,397.33	39.12	2,174.67	0.00	2,174.67
01 2220 610 002	LIBRARY - SUPPLIES BE	1,344.00	284.03	336.53	25.04	1,007.47	0.00	1,007.47
01 2220 610 003	LIBRARY - SUPPLIES PC	192.00	0.00	351.94	183.30	(159.94)	0.00	(159.94)
01 2220 610 004	LIBRARY - SUPPLIES HE	358.00	0.00	46.12	12.88	311.88	0.00	311.88
01 2220 610 005	LIBRARY - SUPPLIES BMS	370.00	71.81	172.61	46.65	197.39	0.00	197.39
01 2220 610 006	LIBRARY - SUPPLIES AP	572.00	0.00	184.29	32.22	387.71	0.00	387.71
01 2220 610 007	LIBRARY - SUPPLIES SE	1,016.00	0.00	159.50	15.70	856.50	0.00	856.50
01 2220 610 008	LIBRARY - SUPPLIES BSMS	962.00	51.25	96.99	23.47	865.01	128.80	736.21
01 2220 640 001	LIBRARY - BOOKS & PER BHS	12,090.00	360.07	2,357.50	19.50	9,732.50	0.00	9,732.50
01 2220 640 002	LIBRARY - BOOKS & PER BE	15,761.00	1,278.94	3,638.96	23.20	12,122.04	17.98	12,104.06

Account Number	Account Description	Revised Budget	Expended During Month	Expenditures to Date	% of Budget	Balance at EOM	P/ O Outstanding	Unencumbered Balance
01 2220 640 003	LIBRARY - BOOKS & PER PC	7,406.00	409.43	5,500.04	77.89	1,905.96	268.52	1,637.44
01 2220 640 004	LIBRARY - BOOKS & PER HE	5,835.00	35.15	551.61	9.45	5,283.39	0.00	5,283.39
01 2220 640 005	LIBRARY - BOOKS & PER BMS	8,160.00	529.51	2,791.88	36.00	5,368.12	145.43	5,222.69
01 2220 640 006	LIBRARY - BOOKS & PER AP	3,833.00	21.79	962.28	27.90	2,870.72	107.06	2,763.66
01 2220 640 007	LIBRARY - BOOKS & PER SE	4,269.00	0.00	1,834.35	45.91	2,434.65	125.58	2,309.07
01 2220 640 008	LIBRARY - BOOKS & PER BSMS	7,070.00	675.36	3,313.94	48.25	3,756.06	97.18	3,658.88
01 2220 650 001	LIBRARY - SUPPLIES TECH-REL BHS	780.00	0.00	275.00	75.26	505.00	312.00	193.00
01 2220 650 002	LIBRARY - SUPPLIES TECH-REL BE	0.00	0.00	0.00	0.00	0.00	0.00	0.00
01 2220 650 003	LIBRARY - SUPPLIES TECH-REL PC	792.00	0.00	0.00	0.00	792.00	0.00	792.00
01 2220 650 004	LIBRARY - SUPPLIES TECH-REL HE	0.00	0.00	0.00	0.00	0.00	0.00	0.00
01 2220 650 005	LIBRARY - SUPPLIES TECH-REL BMS	1,345.00	0.00	1,839.00	177.55	(494.00)	549.00	(1,043.00)
01 2220 650 006	LIBRARY - SUPPLIES TECH-REL AP	0.00	0.00	0.00	0.00	0.00	0.00	0.00
01 2220 650 007	LIBRARY - SUPPLIES TECH-REL SE	665.00	0.00	0.00	0.00	665.00	0.00	665.00
01 2220 650 008	LIBRARY - SUPPLIES TECH-REL BSMS	1,790.00	603.80	1,602.80	89.54	187.20	0.00	187.20
01 2220 733 001	LIBRARY - FURN & EQUIP BHS	1,234.00	0.00	24.99	2.03	1,209.01	0.00	1,209.01
01 2220 733 002	LIBRARY - FURN & EQUIP BE	0.00	0.00	0.00	0.00	0.00	0.00	0.00
01 2220 733 003	LIBRARY - FURN & EQUIP PC	299.00	0.00	0.00	0.00	299.00	0.00	299.00
01 2220 733 004	LIBRARY - FURN & EQUIP HE	0.00	0.00	0.00	0.00	0.00	0.00	0.00
01 2220 733 005	LIBRARY - FURN & EQUIP BMS	0.00	0.00	0.00	0.00	0.00	0.00	0.00
01 2220 733 006	LIBRARY - FURN & EQUIP AP	434.00	0.00	0.00	0.00	434.00	0.00	434.00
01 2220 733 007	LIBRARY - FURN & EQUIP SE	0.00	0.00	0.00	0.00	0.00	0.00	0.00
01 2220 733 008	LIBRARY - FURN & EQUIP BSMS	7,847.00	0.00	180.99	39.97	7,666.01	2,955.22	4,710.79
01 2220 734 001	LIBRARY - HARDWARE BHS	0.00	0.00	0.00	0.00	0.00	0.00	0.00
01 2220 734 002	LIBRARY - HARDWARE BE	0.00	0.00	0.00	0.00	0.00	0.00	0.00
01 2220 734 003	LIBRARY - HARDWARE PC	0.00	0.00	0.00	0.00	0.00	0.00	0.00
01 2220 734 004	LIBRARY - HARDWARE HE	0.00	0.00	0.00	0.00	0.00	0.00	0.00
01 2220 734 005	LIBRARY - HARDWARE BMS	0.00	0.00	0.00	0.00	0.00	0.00	0.00
01 2220 734 006	LIBRARY - HARDWARE AP	0.00	0.00	0.00	0.00	0.00	0.00	0.00
01 2220 734 007	LIBRARY - HARDWARE SE	0.00	0.00	0.00	0.00	0.00	0.00	0.00
01 2220 734 008	LIBRARY - HARDWARE BSMS	0.00	0.00	0.00	0.00	0.00	0.00	0.00
01 2220 735 001	LIBRARY - SOFTWARE BHS	1,454.00	0.00	284.20	19.55	1,169.80	0.00	1,169.80
01 2220 735 002	LIBRARY - SOFTWARE BE	1,415.00	0.00	284.19	20.08	1,130.81	0.00	1,130.81
01 2220 735 003	LIBRARY - SOFTWARE PC	1,451.00	0.00	284.20	19.59	1,166.80	0.00	1,166.80
01 2220 735 004	LIBRARY - SOFTWARE HE	1,415.00	0.00	500.19	35.35	914.81	0.00	914.81
01 2220 735 005	LIBRARY - SOFTWARE BMS	2,281.00	0.00	931.38	40.83	1,349.62	0.00	1,349.62
01 2220 735 006	LIBRARY - SOFTWARE AP	1,415.00	0.00	284.20	20.08	1,130.80	0.00	1,130.80
01 2220 735 007	LIBRARY - SOFTWARE SE	1,587.00	144.00	428.19	26.98	1,158.81	0.00	1,158.81
01 2220 735 008	LIBRARY - SOFTWARE BSMS	2,286.00	0.00	931.38	40.74	1,354.62	0.00	1,354.62
01 2220 810 001	LIBRARY - DUES & FEES BHS	1,125.00	0.00	562.50	50.00	562.50	0.00	562.50
01 2220 810 002	LIBRARY - DUES & FEES BE	898.00	0.00	612.49	68.21	285.51	0.00	285.51
01 2220 810 003	LIBRARY - DUES & FEES PC	919.00	0.00	632.50	75.35	286.50	60.00	226.50
01 2220 810 004	LIBRARY - DUES & FEES HE	835.00	0.00	562.50	67.37	272.50	0.00	272.50
01 2220 810 005	LIBRARY - DUES & FEES BMS	780.00	0.00	752.50	96.47	27.50	0.00	27.50
01 2220 810 006	LIBRARY - DUES & FEES AP	817.00	0.00	562.50	68.85	254.50	0.00	254.50
01 2220 810 007	LIBRARY - DUES & FEES SE	780.00	0.00	562.50	72.12	217.50	0.00	217.50
01 2220 810 008	LIBRARY - DUES & FEES BSMS	1,095.00	0.00	562.50	51.37	532.50	0.00	532.50
01 2220 890 001	LIBRARY - OTHER MISC BHS	0.00	0.00	0.00	0.00	0.00	0.00	0.00
01 2220 890 002	LIBRARY - OTHER MISC BE	0.00	0.00	0.00	0.00	0.00	0.00	0.00
01 2220 890 003	LIBRARY - OTHER MISC PC	0.00	0.00	0.00	0.00	0.00	0.00	0.00
01 2220 890 004	LIBRARY - OTHER MISC HE	0.00	0.00	0.00	0.00	0.00	0.00	0.00
01 2220 890 005	LIBRARY - OTHER MISC BMS	133.00	0.00	0.00	0.00	133.00	0.00	133.00
01 2220 890 006	LIBRARY - OTHER MISC AP	0.00	0.00	0.00	0.00	0.00	0.00	0.00
01 2220 890 007	LIBRARY - OTHER MISC SE	0.00	0.00	0.00	0.00	0.00	0.00	0.00
01 2220 890 008	LIBRARY - OTHER MISC BSMS	0.00	0.00	0.00	0.00	0.00	0.00	0.00
2220	SCHOOL LIBRARY SERVICES	1,178,822.00	88,366.99	539,137.20	46.19	639,684.80	5,315.77	634,369.03

Account Number	Account Description	Revised Budget	Expended During Month	Expenditures to Date	% of Budget	Balance at EOM	P/ O Outstanding	Unencumbered Balance
2230	INSTR-RELATED TECHNOLOGY							
01 2230 111 000	TECHNOLOGY - SALARIES TEACHERS DIST	0.00	0.00	0.00	0.00	0.00	0.00	0.00
01 2230 114 000	TECHNOLOGY - SALARIES TECH STAFF DIST	361,684.00	28,528.13	170,141.34	47.04	191,542.66	0.00	191,542.66
01 2230 124 000	TECHNOLOGY - SUB TECH STAFF DIST	0.00	0.00	0.00	0.00	0.00	0.00	0.00
01 2230 134 000	TECHNOLOGY - OT SALARIES TECH STAFF DIST	1,638.00	59.59	693.45	42.34	944.55	0.00	944.55
01 2230 151 000	TECHNOLOGY - ADD'L COMP TEACHERS DIST	0.00	0.00	0.00	0.00	0.00	0.00	0.00
01 2230 154 000	TECHNOLOGY - ADD'L COMP TECH STAFF DIST	1,118.00	62.02	372.12	33.28	745.88	0.00	745.88
01 2230 211 000	TECHNOLOGY - GROUP INS TEACHERS DIST	0.00	0.00	0.00	0.00	0.00	0.00	0.00
01 2230 214 000	TECHNOLOGY - GROUP INS TECH STAFF DIST	63,295.00	4,738.69	28,432.14	44.92	34,862.86	0.00	34,862.86
01 2230 221 000	TECHNOLOGY - SOC SEC TEACHERS DIST	0.00	0.00	0.00	0.00	0.00	0.00	0.00
01 2230 224 000	TECHNOLOGY - SOC SEC TECH STAFF DIST	28,751.00	2,199.75	13,145.55	45.72	15,605.45	0.00	15,605.45
01 2230 231 000	TECHNOLOGY - RETIREMENT TEACHERS DIST	0.00	0.00	0.00	0.00	0.00	0.00	0.00
01 2230 234 000	TECHNOLOGY - RETIREMENT TECH STAFF DIST	22,360.00	2,101.19	12,556.35	56.16	9,803.65	0.00	9,803.65
01 2230 237 000	TECHNOLOGY - INCR RET CONTR DIST	6,746.00	208.69	1,247.10	18.49	5,498.90	0.00	5,498.90
01 2230 281 000	TECHNOLOGY - HEALTH BEN TEACHERS DIST	0.00	0.00	0.00	0.00	0.00	0.00	0.00
01 2230 284 000	TECHNOLOGY - HEALTH BEN TECH STAFF DIST	11,226.00	934.22	5,605.32	49.93	5,620.68	0.00	5,620.68
01 2230 580 000	TECHNOLOGY - TRAVEL & MILEAGE	7,635.00	256.58	1,973.41	25.85	5,661.59	0.00	5,661.59
01 2230 733 000	TECHNOLOGY - FURN & EQUIP	0.00	0.00	0.00	0.00	0.00	0.00	0.00
01 2230 810 000	TECHNOLOGY - DUES & FEES DIST	465.00	0.00	0.00	0.00	465.00	0.00	465.00
2230	INSTR-RELATED TECHNOLOGY	504,918.00	39,088.86	234,166.78	46.38	270,751.22	0.00	270,751.22
2240	STUDENT ASSESSMENT							
01 2240 110 000	STU ASSESS - SALARIES NON-INSTR DIST	0.00	0.00	0.00	0.00	0.00	0.00	0.00
01 2240 130 000	STU ASSESS - OT SALAIRES NON-INSTR DIST	0.00	0.00	0.00	0.00	0.00	0.00	0.00
01 2240 150 000	STU ASSESS - ADD'L COMP NON-INSTR DIST	0.00	0.00	0.00	0.00	0.00	0.00	0.00
01 2240 210 000	STU ASSESS - GROUP INS NON-INSTR DIST	0.00	0.00	0.00	0.00	0.00	0.00	0.00
01 2240 220 000	STU ASSESS - SOC SEC NON-INSTR DIST	0.00	0.00	0.00	0.00	0.00	0.00	0.00
01 2240 230 000	STU ASSESS - RETIREMENT NON-INSTR DIST	0.00	0.00	0.00	0.00	0.00	0.00	0.00
01 2240 237 000	STU ASSESS - INCR RET CONTR DIST	0.00	0.00	0.00	0.00	0.00	0.00	0.00
01 2240 280 000	STU ASSESS - HEALTH BEN NON-INSTR DIST	0.00	0.00	0.00	0.00	0.00	0.00	0.00
2240	STUDENT ASSESSMENT	0.00	0.00	0.00	0.00	0.00	0.00	0.00
2310	BOARD OF EDUCATION							
01 2310 314 000	BOARD OF ED - LOBBYIST FEES	0.00	0.00	0.00	0.00	0.00	0.00	0.00
01 2310 340 000	BOARD OF ED - OTHER PROF SERVICES	10,539.00	0.00	0.00	0.00	10,539.00	0.00	10,539.00
01 2310 521 000	BOARD OF ED - FIDELITY BOND PREMIUMS	0.00	0.00	0.00	0.00	0.00	0.00	0.00
01 2310 540 000	BOARD OF ED - ADVERTISING	7,138.00	387.99	2,649.96	37.12	4,488.04	0.00	4,488.04
01 2310 580 000	BOARD OF ED - TRAVEL & MILEAGE	0.00	0.00	0.00	0.00	0.00	0.00	0.00
01 2310 610 000	BOARD OF ED - SUPPLIES	4,625.00	0.00	352.32	7.62	4,272.68	0.00	4,272.68
01 2310 733 000	BOARD OF ED - FURN & EQUIP	0.00	0.00	0.00	0.00	0.00	0.00	0.00
01 2310 735 000	BOARD OF ED - SOFTWARE	15,509.00	0.00	6,400.00	41.27	9,109.00	0.00	9,109.00
01 2310 810 000	BOARD OF ED - DUES & FEES	58,081.00	15,369.00	19,969.00	34.38	38,112.00	0.00	38,112.00
01 2310 890 000	BOARD OF ED - OTHER MISC	300.00	0.00	0.00	0.00	300.00	0.00	300.00
01 2310 950 000	BOARD OF ED - SPECIAL ITEMS	20,000.00	0.00	0.00	0.00	20,000.00	0.00	20,000.00
2310	BOARD OF EDUCATION	116,192.00	15,756.99	29,371.28	25.28	86,820.72	0.00	86,820.72
2320	EXECUTIVE ADMINISTRATION							
01 2320 105 000	EXEC ADMIN - SALARY OF SUPERINTENDENT	243,360.00	20,166.67	121,000.02	49.72	122,359.98	0.00	122,359.98
01 2320 110 000	EXEC ADMIN - SALARIES NON-INSTR	67,659.00	5,453.85	32,362.49	47.83	35,296.51	0.00	35,296.51
01 2320 111 000	EXEC ADMIN - PROF STAFF SALARIES	190,450.00	25,655.06	153,930.36	80.82	36,519.64	0.00	36,519.64
01 2320 130 000	EXEC ADMIN - OT SALARIES NON-INSTR	988.00	296.64	964.08	97.58	23.92	0.00	23.92
01 2320 150 000	EXEC ADMIN - ADD'L COMP NON-INSTR	138.00	11.78	70.68	51.22	67.32	0.00	67.32
01 2320 151 000	EXEC ADMIN - ADD'L COMP PROF STAFF	825.00	56.44	338.64	41.05	486.36	0.00	486.36
01 2320 155 000	EXEC ADMIN - ADD'L COMP SUPT.	14,213.00	296.45	1,778.70	12.51	12,434.30	0.00	12,434.30
01 2320 210 000	EXEC ADMIN - GROUP INS NON-INSTR	0.00	2.10	12.60	0.00	(12.60)	0.00	(12.60)
01 2320 211 000	EXEC ADMIN - GROUP INS PROF STAFF	30,645.00	4,235.86	25,415.16	82.93	5,229.84	0.00	5,229.84
01 2320 215 000	EXEC ADMIN - GROUP INS SUPERINTENDENT	33,081.00	2,475.80	14,854.80	44.90	18,226.20	0.00	18,226.20

Regular; Processing Month 02/2026

Account Number	Account Description	Revised Budget	Expended During Month	Expenditures to Date	% of Budget	Balance at EOM	P/ O Outstanding	Unencumbered Balance
01 2320 220 000	EXEC ADMIN - SOC SEC NON-INSTR	5,860.00	476.66	2,769.96	47.27	3,090.04	0.00	3,090.04
01 2320 221 000	EXEC ADMIN - SOC SEC PROF STAFF	14,463.00	1,891.09	11,346.54	78.45	3,116.46	0.00	3,116.46
01 2320 225 000	EXEC ADMIN - SOC SEC SUPERINTENDENT	16,325.00	1,540.48	4,683.33	28.69	11,641.67	0.00	11,641.67
01 2320 230 000	EXEC ADMIN - RETIREMENT NON-INSTR	4,223.00	422.66	2,449.50	58.00	1,773.50	0.00	1,773.50
01 2320 231 000	EXEC ADMIN - RETIREMENT PROF STAFF	11,798.00	1,885.65	11,313.90	95.90	484.10	0.00	484.10
01 2320 235 000	EXEC ADMIN - RETIREMENT SUPERINTENDENT	16,215.00	1,500.78	9,004.68	55.53	7,210.32	0.00	7,210.32
01 2320 237 000	EXEC ADMIN - INCR RET CONTR	9,574.00	378.33	2,261.39	23.62	7,312.61	0.00	7,312.61
01 2320 280 000	EXEC ADMIN - HEALTH BEN NON-INSTR	5,858.00	475.00	2,850.00	48.65	3,008.00	0.00	3,008.00
01 2320 281 000	EXEC ADMIN - HEALTH BENEFITS PROF STAFF	4,293.00	677.94	4,067.64	94.75	225.36	0.00	225.36
01 2320 580 000	EXEC ADMIN - TRAVEL & MILEAGE	8,879.00	523.45	3,509.91	39.53	5,369.09	0.00	5,369.09
01 2320 610 000	EXEC ADMIN - SUPPLIES	276.00	0.00	49.00	17.75	227.00	0.00	227.00
01 2320 734 000	EXEC ADMIN - HARDWARE	0.00	0.00	0.00	0.00	0.00	0.00	0.00
01 2320 810 000	EXEC ADMIN - DUES & FEES	15,380.00	350.00	1,942.00	12.63	13,438.00	0.00	13,438.00
01 2320 890 000	EXEC ADMIN - OTHER MISC	2,846.00	0.00	508.84	17.88	2,337.16	0.00	2,337.16
2320	EXECUTIVE ADMINISTRATION	697,349.00	68,772.69	407,484.22	58.43	289,864.78	0.00	289,864.78
2330	DISTRICT LEGAL SERVICES							
01 2330 314 000	DISTRICT LEGAL SERVICES - LOBBYIST FEES	30,824.00	6,950.00	13,900.00	45.09	16,924.00	0.00	16,924.00
01 2330 317 000	DISTRICT LEGAL SERVICES	118,161.00	1,778.60	25,267.77	21.38	92,893.23	0.00	92,893.23
2330	DISTRICT LEGAL SERVICES	148,985.00	8,728.60	39,167.77	26.29	109,817.23	0.00	109,817.23
2410	OFFICE OF THE PRINCIPAL							
01 2410 110 001	OFF/PRINCIPAL - SALARIES NON-INSTR BHS	108,044.00	9,784.69	61,266.28	56.70	46,777.72	0.00	46,777.72
01 2410 110 002	OFF/PRINCIPAL - SALARIES NON-INSTR BE	35,184.00	3,064.51	18,732.19	53.24	16,451.81	0.00	16,451.81
01 2410 110 003	OFF/PRINCIPAL - SALARIES NON-INSTR PC	166,288.00	13,049.21	79,775.78	47.97	86,512.22	0.00	86,512.22
01 2410 110 004	OFF/PRINCIPAL - SALARIES NON-INSTR HE	37,527.00	3,287.36	20,822.84	55.49	16,704.16	0.00	16,704.16
01 2410 110 005	OFF/PRINCIPAL - SALARIES NON-INSTR BMS	71,553.00	5,609.30	35,530.82	49.66	36,022.18	0.00	36,022.18
01 2410 110 006	OFF/PRINCIPAL - SALARIES NON-INSTR AP	37,558.00	9,892.59	61,629.16	164.09	(24,071.16)	0.00	(24,071.16)
01 2410 110 007	OFF/PRINCIPAL - SALARIES NON-INSTR SE	37,845.00	3,259.18	20,643.62	54.55	17,201.38	0.00	17,201.38
01 2410 110 008	OFF/PRINCIPAL - SALARIES NON-INSTR BSMS	65,666.00	5,939.45	37,271.45	56.76	28,394.55	0.00	28,394.55
01 2410 111 001	OFF/PRINCIPAL - SALARIES PRINCIPAL BHS	331,808.00	25,150.55	150,903.30	45.48	180,904.70	0.00	180,904.70
01 2410 111 002	OFF/PRINCIPAL - SALARIES PRINCIPAL BE	112,341.00	8,723.65	52,341.90	46.59	59,999.10	0.00	59,999.10
01 2410 111 003	OFF/PRINCIPAL - SALARIES PRINCIPAL PC	114,818.00	8,916.02	53,496.12	46.59	61,321.88	0.00	61,321.88
01 2410 111 004	OFF/PRINCIPAL - SALARIES PRINCIPAL HE	112,341.00	8,723.65	52,341.90	46.59	59,999.10	0.00	59,999.10
01 2410 111 005	OFF/PRINCIPAL - SALARIES PRINCIPAL BMS	194,649.00	15,115.08	90,690.48	46.59	103,958.52	0.00	103,958.52
01 2410 111 006	OFF/PRINCIPAL - SALARIES PRINCIPAL AP	138,951.00	10,790.00	64,740.00	46.59	74,211.00	0.00	74,211.00
01 2410 111 007	OFF/PRINCIPAL - SALARIES PRINCIPAL SE	115,793.00	8,991.67	53,950.02	46.59	61,842.98	0.00	61,842.98
01 2410 111 008	OFF/PRINCIPAL - SALARIES PRINCIPAL BSMS	178,268.00	14,561.75	87,370.50	49.01	90,897.50	0.00	90,897.50
01 2410 120 001	OFF/PRINCIPAL - SUBS NON-INSTR BHS	0.00	0.00	0.00	0.00	0.00	0.00	0.00
01 2410 120 002	OFF/PRINCIPAL - SUBS NON-INSTR BE	960.00	119.47	234.05	24.38	725.95	0.00	725.95
01 2410 120 003	OFF/PRINCIPAL - SUBS NON-INSTR PC	1,312.00	334.81	690.51	52.63	621.49	0.00	621.49
01 2410 120 004	OFF/PRINCIPAL - SUBS NON-INSTR HE	247.00	0.00	0.00	0.00	247.00	0.00	247.00
01 2410 120 005	OFF/PRINCIPAL - SUBS NON-INSTR BMS	0.00	0.00	0.00	0.00	0.00	0.00	0.00
01 2410 120 006	OFF/PRINCIPAL - SUBS NON-INSTR AP	0.00	0.00	0.00	0.00	0.00	0.00	0.00
01 2410 120 007	OFF/PRINCIPAL - SUBS NON-INSTR SE	1,041.00	0.00	0.00	0.00	1,041.00	0.00	1,041.00
01 2410 120 008	OFF/PRINCIPAL - SUBS NON-INSTR BSMS	19,203.00	0.00	0.00	0.00	19,203.00	0.00	19,203.00
01 2410 130 001	OFF/PRINCIPAL - OT NON-INSTR BHS	2,916.00	250.43	1,570.21	53.85	1,345.79	0.00	1,345.79
01 2410 130 002	OFF/PRINCIPAL - OT NON-INSTR BE	3,919.00	267.61	2,205.03	56.27	1,713.97	0.00	1,713.97
01 2410 130 003	OFF/PRINCIPAL - OT NON-INSTR PC	618.00	92.54	317.65	51.40	300.35	0.00	300.35
01 2410 130 004	OFF/PRINCIPAL - OT NON-INSTR HE	1,264.00	186.62	822.13	65.04	441.87	0.00	441.87
01 2410 130 005	OFF/PRINCIPAL - OT NON-INSTR BMS	2,894.00	358.17	2,331.75	80.57	562.25	0.00	562.25
01 2410 130 006	OFF/PRINCIPAL - OT NON-INSTR AP	3,821.00	281.61	1,570.54	41.10	2,250.46	0.00	2,250.46
01 2410 130 007	OFF/PRINCIPAL - OT NON-INSTR SE	1,597.00	65.43	1,158.72	72.56	438.28	0.00	438.28
01 2410 130 008	OFF/PRINCIPAL - OT NON-INSTR BSMS	1,761.00	252.61	778.81	44.23	982.19	0.00	982.19
01 2410 150 001	OFF/PRINCIPAL - ADD'L COMP NON-INSTR BHS	7,314.00	440.74	2,817.08	38.52	4,496.92	0.00	4,496.92
01 2410 150 002	OFF/PRINCIPAL - ADD'L COMP NON-INSTR BE	0.00	7.28	122.52	0.00	(122.52)	0.00	(122.52)

Regular; Processing Month 02/2026

Account Number	Account Description	Revised Budget	Expended During Month	Expenditures to Date	% of Budget	Balance at EOM	P/ O Outstanding	Unencumbered Balance
01 2410 150 003	OFF/PRINCIPAL - ADD'L COMP NON-INSTR PC	1,570.00	30.54	268.32	17.09	1,301.68	0.00	1,301.68
01 2410 150 004	OFF/PRINCIPAL - ADD'L COMP NON-INSTR HE	0.00	8.36	50.16	0.00	(50.16)	0.00	(50.16)
01 2410 150 005	OFF/PRINCIPAL - ADD'L COMP NON-INSTR BMS	138.00	101.45	205.90	149.20	(67.90)	0.00	(67.90)
01 2410 150 006	OFF/PRINCIPAL - ADD'L COMP NON-INSTR AP	2,003.00	15.77	109.96	5.49	1,893.04	0.00	1,893.04
01 2410 150 007	OFF/PRINCIPAL - ADD'L COMP NON-INSTR SE	0.00	8.40	50.40	0.00	(50.40)	0.00	(50.40)
01 2410 150 008	OFF/PRINCIPAL - ADD'L COMP NON-INSTR BSMS	143.00	14.68	107.79	75.38	35.21	0.00	35.21
01 2410 151 001	OFF/PRINCIPAL - ADD'L COMP PRINCIPAL BHS	2,642.00	55.33	626.98	23.73	2,015.02	0.00	2,015.02
01 2410 151 002	OFF/PRINCIPAL - ADD'L COMP PRINCIPAL BE	225.00	19.19	115.14	51.17	109.86	0.00	109.86
01 2410 151 003	OFF/PRINCIPAL - ADD'L COMP PRINCIPAL PC	230.00	19.62	117.72	51.18	112.28	0.00	112.28
01 2410 151 004	OFF/PRINCIPAL - ADD'L COMP PRINCIPAL HE	225.00	19.19	115.14	51.17	109.86	0.00	109.86
01 2410 151 005	OFF/PRINCIPAL - ADD'L COMP PRINCIPAL BMS	1,311.00	33.25	199.50	15.22	1,111.50	0.00	1,111.50
01 2410 151 006	OFF/PRINCIPAL - ADD'L COMP PRINCIPAL AP	361.00	23.74	142.44	39.46	218.56	0.00	218.56
01 2410 151 007	OFF/PRINCIPAL - ADD'L COMP PRINCIPAL SE	232.00	19.78	118.68	51.16	113.32	0.00	113.32
01 2410 151 008	OFF/PRINCIPAL - ADD'L COMP PRINCIPAL BSMS	1,258.00	32.03	192.18	15.28	1,065.82	0.00	1,065.82
01 2410 210 001	OFF/PRINCIPAL - GROUP INS NON-INSTR BHS	1,134.00	68.71	412.26	36.35	721.74	0.00	721.74
01 2410 210 002	OFF/PRINCIPAL - GROUP INS NON-INSTR BE	0.00	2.10	12.60	0.00	(12.60)	0.00	(12.60)
01 2410 210 003	OFF/PRINCIPAL - GROUP INS NON-INSTR PC	30,871.00	2,122.13	12,732.78	41.25	18,138.22	0.00	18,138.22
01 2410 210 004	OFF/PRINCIPAL - GROUP INS NON-INSTR HE	0.00	2.10	12.60	0.00	(12.60)	0.00	(12.60)
01 2410 210 005	OFF/PRINCIPAL - GROUP INS NON-INSTR BMS	9,176.00	4.20	25.20	0.27	9,150.80	0.00	9,150.80
01 2410 210 006	OFF/PRINCIPAL - GROUP INS NON-INSTR AP	247.00	2,120.03	12,718.08	5,149.02	(12,471.08)	0.00	(12,471.08)
01 2410 210 007	OFF/PRINCIPAL - GROUP INS NON-INSTR SE	12,195.00	912.97	5,477.82	44.92	6,717.18	0.00	6,717.18
01 2410 210 008	OFF/PRINCIPAL - GROUP INS NON-INSTR BSMS	0.00	4.20	25.20	0.00	(25.20)	0.00	(25.20)
01 2410 211 001	OFF/PRINCIPAL - GROUP INS PRINCIPAL BHS	63,367.00	4,335.37	26,012.22	41.05	37,354.78	0.00	37,354.78
01 2410 211 002	OFF/PRINCIPAL - GROUP INS PRINCIPAL BE	0.00	2.10	12.60	0.00	(12.60)	0.00	(12.60)
01 2410 211 003	OFF/PRINCIPAL - GROUP INS PRINCIPAL PC	21,659.00	1,634.13	9,804.78	45.27	11,854.22	0.00	11,854.22
01 2410 211 004	OFF/PRINCIPAL - GROUP INS PRINCIPAL HE	22,000.00	1,411.74	8,470.44	38.50	13,529.56	0.00	13,529.56
01 2410 211 005	OFF/PRINCIPAL - GROUP INS PRINCIPAL BMS	0.00	34.36	206.16	0.00	(206.16)	0.00	(206.16)
01 2410 211 006	OFF/PRINCIPAL - GROUP INS PRINCIPAL AP	32,597.00	2,456.90	14,741.40	45.22	17,855.60	0.00	17,855.60
01 2410 211 007	OFF/PRINCIPAL - GROUP INS PRINCIPAL SE	28,288.00	2,117.93	12,707.58	44.92	15,580.42	0.00	15,580.42
01 2410 211 008	OFF/PRINCIPAL - GROUP INS PRINCIPAL BSMS	49,222.00	3,685.36	22,112.16	44.92	27,109.84	0.00	27,109.84
01 2410 220 001	OFF/PRINCIPAL - SOC SEC NON-INSTR BHS	10,250.00	866.89	5,415.41	52.83	4,834.59	0.00	4,834.59
01 2410 220 002	OFF/PRINCIPAL - SOC SEC NON-INSTR BE	3,095.00	264.61	1,629.01	52.63	1,465.99	0.00	1,465.99
01 2410 220 003	OFF/PRINCIPAL - SOC SEC NON-INSTR PC	13,776.00	1,068.72	6,413.11	46.55	7,362.89	0.00	7,362.89
01 2410 220 004	OFF/PRINCIPAL - SOC SEC NON-INSTR HE	3,480.00	298.28	1,850.93	53.19	1,629.07	0.00	1,629.07
01 2410 220 005	OFF/PRINCIPAL - SOC SEC NON-INSTR BMS	6,732.00	564.35	3,512.78	52.18	3,219.22	0.00	3,219.22
01 2410 220 006	OFF/PRINCIPAL - SOC SEC NON-INSTR AP	3,807.00	780.81	4,818.98	126.58	(1,011.98)	0.00	(1,011.98)
01 2410 220 007	OFF/PRINCIPAL - SOC SEC NON-INSTR SE	3,148.00	254.98	1,671.74	53.10	1,476.26	0.00	1,476.26
01 2410 220 008	OFF/PRINCIPAL - SOC SEC NON-INSTR BSMS	5,704.00	506.70	3,110.38	54.53	2,593.62	0.00	2,593.62
01 2410 221 001	OFF/PRINCIPAL - SOC SEC PRINCIPAL BHS	26,946.00	1,935.33	11,634.61	43.18	15,311.39	0.00	15,311.39
01 2410 221 002	OFF/PRINCIPAL - SOC SEC PRINCIPAL BE	9,733.00	724.28	4,345.68	44.65	5,387.32	0.00	5,387.32
01 2410 221 003	OFF/PRINCIPAL - SOC SEC PRINCIPAL PC	8,933.00	678.53	4,071.13	45.57	4,861.87	0.00	4,861.87
01 2410 221 004	OFF/PRINCIPAL - SOC SEC PRINCIPAL HE	8,426.00	640.83	3,844.98	45.63	4,581.02	0.00	4,581.02
01 2410 221 005	OFF/PRINCIPAL - SOC SEC PRINCIPAL BMS	15,574.00	1,172.97	7,037.82	45.19	8,536.18	0.00	8,536.18
01 2410 221 006	OFF/PRINCIPAL - SOC SEC PRINCIPAL AP	10,786.00	818.56	4,911.36	45.53	5,874.64	0.00	5,874.64
01 2410 221 007	OFF/PRINCIPAL - SOC SEC PRINCIPAL SE	8,852.00	672.53	4,035.18	45.58	4,816.82	0.00	4,816.82
01 2410 221 008	OFF/PRINCIPAL - SOC SEC PRINCIPAL BSMS	13,596.00	1,097.18	6,583.08	48.42	7,012.92	0.00	7,012.92
01 2410 230 001	OFF/PRINCIPAL - RETIREMENT NON-INSTR BHS	6,948.00	737.58	4,631.18	66.65	2,316.82	0.00	2,316.82
01 2410 230 002	OFF/PRINCIPAL - RETIREMENT NON-INSTR BE	2,401.00	244.91	1,544.68	64.33	856.32	0.00	856.32
01 2410 230 003	OFF/PRINCIPAL - RETIREMENT NON-INSTR PC	10,335.00	965.92	5,893.13	57.02	4,441.87	0.00	4,441.87
01 2410 230 004	OFF/PRINCIPAL - RETIREMENT NON-INSTR HE	2,394.00	255.34	1,590.91	66.45	803.09	0.00	803.09
01 2410 230 005	OFF/PRINCIPAL - RETIREMENT NON-INSTR BMS	4,592.00	445.05	2,791.90	60.80	1,800.10	0.00	1,800.10
01 2410 230 006	OFF/PRINCIPAL - RETIREMENT NON-INSTR AP	2,606.00	747.80	4,645.17	178.25	(2,039.17)	0.00	(2,039.17)
01 2410 230 007	OFF/PRINCIPAL - RETIREMENT NON-INSTR SE	2,432.00	244.36	1,602.46	65.89	829.54	0.00	829.54
01 2410 230 008	OFF/PRINCIPAL - RETIREMENT NON-INSTR BSMS	4,165.00	455.12	2,798.16	67.18	1,366.84	0.00	1,366.84
01 2410 231 001	OFF/PRINCIPAL - RETIREMENT PRINCIPAL BHS	20,682.00	1,848.57	11,113.10	53.73	9,568.90	0.00	9,568.90



Account Number	Account Description	Revised Budget	Expended During Month	Expenditures to Date	% of Budget	Balance at EOM	P/ O Outstanding	Unencumbered Balance
01 2410 733 001	OFF/PRINCIPAL - FURN & EQUIP BHS	0.00	0.00	0.00	0.00	0.00	0.00	0.00
01 2410 733 002	OFF/PRINCIPAL - FURN & EQUIP BE	0.00	0.00	0.00	0.00	0.00	0.00	0.00
01 2410 733 003	OFF/PRINCIPAL - FURN & EQUIP PC	0.00	0.00	0.00	0.00	0.00	0.00	0.00
01 2410 733 004	OFF/PRINCIPAL - FURN & EQUIP HE	0.00	0.00	347.97	0.00	(347.97)	2,490.38	(2,838.35)
01 2410 733 005	OFF/PRINCIPAL - FURN & EQUIP BMS	0.00	0.00	0.00	0.00	0.00	0.00	0.00
01 2410 733 006	OFF/PRINCIPAL - FURN & EQUIP AP	0.00	0.00	5,650.19	0.00	(5,650.19)	0.00	(5,650.19)
01 2410 733 007	OFF/PRINCIPAL - FURN & EQUIP SE	2,187.00	0.00	0.00	0.00	2,187.00	0.00	2,187.00
01 2410 733 008	OFF/PRINCIPAL - FURN & EQUIP BSMS	0.00	0.00	0.00	0.00	0.00	0.00	0.00
01 2410 810 001	OFF/PRINCIPAL - DUES & FEES BHS	23,369.00	6,738.50	13,015.60	55.70	10,353.40	0.00	10,353.40
01 2410 810 002	OFF/PRINCIPAL - DUES & FEES BE	1,161.00	0.00	0.00	0.00	1,161.00	0.00	1,161.00
01 2410 810 003	OFF/PRINCIPAL - DUES & FEES PC	0.00	0.00	435.00	0.00	(435.00)	0.00	(435.00)
01 2410 810 004	OFF/PRINCIPAL - DUES & FEES HE	782.00	0.00	735.00	93.99	47.00	0.00	47.00
01 2410 810 005	OFF/PRINCIPAL - DUES & FEES BMS	3,453.00	0.00	0.00	0.00	3,453.00	0.00	3,453.00
01 2410 810 006	OFF/PRINCIPAL - DUES & FEES AP	2,818.00	0.00	50.00	1.77	2,768.00	0.00	2,768.00
01 2410 810 007	OFF/PRINCIPAL - DUES & FEES SE	1,565.00	0.00	50.00	3.19	1,515.00	0.00	1,515.00
01 2410 810 008	OFF/PRINCIPAL - DUES & FEES BSMS	4,626.00	0.00	0.00	0.00	4,626.00	0.00	4,626.00
01 2410 890 001	OFF/PRINCIPAL - OTHER MISC BHS	1,158.00	0.00	0.00	0.00	1,158.00	0.00	1,158.00
01 2410 890 002	OFF/PRINCIPAL - OTHER MISC BE	4,215.00	0.00	0.00	0.00	4,215.00	0.00	4,215.00
01 2410 890 003	OFF/PRINCIPAL - OTHER MISC PC	140.00	0.00	0.00	0.00	140.00	0.00	140.00
01 2410 890 004	OFF/PRINCIPAL - OTHER MISC HE	1,594.00	0.00	0.00	0.00	1,594.00	0.00	1,594.00
01 2410 890 005	OFF/PRINCIPAL - OTHER MISC BMS	1,704.00	0.00	0.00	0.00	1,704.00	0.00	1,704.00
01 2410 890 006	OFF/PRINCIPAL - OTHER MISC AP	0.00	0.00	0.00	0.00	0.00	0.00	0.00
01 2410 890 007	OFF/PRINCIPAL - OTHER MISC SE	0.00	0.00	0.00	0.00	0.00	0.00	0.00
01 2410 890 008	OFF/PRINCIPAL - OTHER MISC BSMS	1,125.00	0.00	0.00	0.00	1,125.00	0.00	1,125.00
2410	OFFICE OF THE PRINCIPAL	2,679,622.00	219,273.20	1,319,259.30	49.35	1,360,362.70	3,017.13	1,357,345.57
2490	SCHOOL ADMIN OTHER							
01 2490 111 001	OTH BLDG ADMIN - SALARIES AD BHS	61,831.00	4,790.88	28,745.28	46.49	33,085.72	0.00	33,085.72
01 2490 111 005	OTH BLDG ADMIN - SALARIES AD BMS	58,397.00	4,534.74	27,208.44	46.59	31,188.56	0.00	31,188.56
01 2490 111 008	OTH BLDG ADMIN - SALARIES AD BSMS	45,226.00	4,221.33	25,327.98	56.00	19,898.02	0.00	19,898.02
01 2490 151 001	OTH BLDG ADMIN - ADD'L COMP AD BHS	0.00	10.54	63.24	0.00	(63.24)	0.00	(63.24)
01 2490 151 005	OTH BLDG ADMIN - ADD'L COMP AD BMS	0.00	9.98	59.88	0.00	(59.88)	0.00	(59.88)
01 2490 151 008	OTH BLDG ADMIN - ADD'L COMP AD BSMS	0.00	9.29	55.74	0.00	(55.74)	0.00	(55.74)
01 2490 211 001	OTH BLDG ADMIN - GROUP INS AD BHS	432.00	32.26	193.56	44.81	238.44	0.00	238.44
01 2490 211 005	OTH BLDG ADMIN - GROUP INS AD BMS	0.00	32.25	193.50	0.00	(193.50)	0.00	(193.50)
01 2490 211 008	OTH BLDG ADMIN - GROUP INS AD BSMS	16,407.00	1,228.44	7,370.64	44.92	9,036.36	0.00	9,036.36
01 2490 220 005	OTH BLDG ADMIN - SOC SEC NON-INSTR BMS	0.00	0.00	0.00	0.00	0.00	0.00	0.00
01 2490 221 001	OTH BLDG ADMIN - SOC SEC AD BHS	5,052.00	383.09	2,298.54	45.50	2,753.46	0.00	2,753.46
01 2490 221 005	OTH BLDG ADMIN - SOC SEC AD BMS	4,586.00	347.44	2,084.66	45.46	2,501.34	0.00	2,501.34
01 2490 221 008	OTH BLDG ADMIN - SOC SEC AD BSMS	3,474.00	318.82	1,912.94	55.06	1,561.06	0.00	1,561.06
01 2490 231 001	OTH BLDG ADMIN - RETIREMENT AD BHS	3,825.00	352.13	2,112.78	55.24	1,712.22	0.00	1,712.22
01 2490 231 005	OTH BLDG ADMIN - RETIREMENT AD BMS	3,621.00	333.30	1,999.80	55.23	1,621.20	0.00	1,621.20
01 2490 231 008	OTH BLDG ADMIN - RETIREMENT AD BSMS	2,794.00	310.27	1,861.62	66.63	932.38	0.00	932.38
01 2490 237 001	OTH BLDG ADMIN - INCR RET CONTR AD BHS	1,153.00	34.98	209.88	18.20	943.12	0.00	943.12
01 2490 237 005	OTH BLDG ADMIN - INCR RET CONTR AD BMS	1,091.00	33.10	198.60	18.20	892.40	0.00	892.40
01 2490 237 008	OTH BLDG ADMIN - INCR RET CONTR AD BSMS	822.00	30.81	184.88	22.49	637.12	0.00	637.12
01 2490 281 001	OTH BLDG ADMIN - HEALTH BEN AD BHS	2,564.00	206.30	1,237.80	48.28	1,326.20	0.00	1,326.20
01 2490 281 005	OTH BLDG ADMIN - HEALTH BEN AD BMS	1,464.00	103.15	618.90	42.27	845.10	0.00	845.10
01 2490 281 008	OTH BLDG ADMIN - HEALTH BEN AD BSMS	0.00	0.00	0.00	0.00	0.00	0.00	0.00
01 2490 810 001	OTH BLDG ADMIN - DUES & FEES BHS	0.00	0.00	0.00	0.00	0.00	0.00	0.00
01 2490 810 005	OTH BLDG ADMIN - DUES & FEES BMS	0.00	0.00	0.00	0.00	0.00	0.00	0.00
01 2490 810 008	OTH BLDG ADMIN - DUES & FEES BSMS	0.00	0.00	0.00	0.00	0.00	0.00	0.00
2490	SCHOOL ADMIN OTHER	212,739.00	17,323.10	103,938.66	48.86	108,800.34	0.00	108,800.34
2510	FISCAL SERVICES							
01 2510 110 000	FISCAL SERV - SALARIES NON-INSTR	127,956.00	9,598.74	57,495.99	44.93	70,460.01	0.00	70,460.01



Regular; Processing Month 02/2026

Account Number	Account Description	Revised Budget	Expended During Month	Expenditures to Date	% of Budget	Balance at EOM	P/ O Outstanding	Unencumbered Balance
01 2570 735 000	PERSONNEL SERVICES - SOFTWARE	0.00	0.00	0.00	0.00	0.00	0.00	0.00
01 2570 810 000	PERSONNEL SERVICES - DUES & FEES	18,587.00	696.55	8,836.70	47.54	9,750.30	0.00	9,750.30
01 2570 890 000	PERSONNEL SERVICES - OTHER MISC	0.00	0.00	0.00	0.00	0.00	0.00	0.00
2570	PERSONNEL SERVICES	29,430.00	696.55	14,724.44	50.03	14,705.56	0.00	14,705.56
2580	ADMIN TECH SERVICES							
01 2580 110 000	ADMIN TECH SERV - SALARIES NON-INSTR	77,592.00	3,951.91	23,668.67	30.50	53,923.33	0.00	53,923.33
01 2580 130 000	ADMIN TECH SERV - OT SALARIES NON-INSTR	504.00	29.03	300.37	59.60	203.63	0.00	203.63
01 2580 150 000	ADMIN TECH SERV - ADD'L COMP NON-INSTR	0.00	8.58	51.48	0.00	(51.48)	0.00	(51.48)
01 2580 210 000	ADMIN TECH SERV - GROUP INS NON-INSTR	2,684.00	2.10	12.60	0.47	2,671.40	0.00	2,671.40
01 2580 220 000	ADMIN TECH SERV - SOC SEC NON-INSTR	6,088.00	376.60	2,265.96	37.22	3,822.04	0.00	3,822.04
01 2580 230 000	ADMIN TECH SERV - RETIREMENT NON-INSTR	4,834.00	292.60	1,761.74	36.44	3,072.26	0.00	3,072.26
01 2580 237 000	ADMIN TECH SERV - INCR RET CONTR	1,416.00	29.06	174.98	12.36	1,241.02	0.00	1,241.02
01 2580 280 000	ADMIN TECH SERV - HEALTH BEN NON-INSTR	1,953.00	950.00	5,700.00	291.86	(3,747.00)	0.00	(3,747.00)
01 2580 580 000	ADMIN TECH SERV - TRAVEL & MILEAGE	0.00	0.00	0.00	0.00	0.00	0.00	0.00
2580	ADMIN TECH SERVICES	95,071.00	5,639.88	33,935.80	35.70	61,135.20	0.00	61,135.20
2590	CENTRAL SRVCS							
01 2590 110 000	CENTR SRVCS - SALARIES NON-INSTR DIST	53,830.00	7,974.25	47,883.43	88.95	5,946.57	0.00	5,946.57
01 2590 130 000	CENTR SRVCS - OT SALARIES NON-INSTR DIST	279.00	18.82	132.07	47.34	146.93	0.00	146.93
01 2590 150 000	CENTR SRVCS - ADD'L COMP NON-INSTR DIS	202.00	17.75	106.50	52.72	95.50	0.00	95.50
01 2590 210 000	CENTR SRVCS - GROUP INS NON-INSTR DIST	0.00	915.07	5,490.42	0.00	(5,490.42)	0.00	(5,490.42)
01 2590 220 000	CENTR SRVCS - SOC SEC NON-INSTR DIST	5,216.00	12.33	3,678.37	70.52	1,537.63	0.00	1,537.63
01 2590 230 000	CENTR SRVCS - RETIREMENT NON-INSTR DIST	3,350.00	587.49	3,529.13	105.35	(179.13)	0.00	(179.13)
01 2590 237 000	CENTR SRVCS - INCR RET CONTR DIST	1,006.00	58.35	350.51	34.84	655.49	0.00	655.49
01 2590 280 000	CENTR SRVCS - HEALTH BEN NON-INSTR DIST	11,716.00	0.00	0.00	0.00	11,716.00	0.00	11,716.00
2590	CENTRAL SRVCS	75,599.00	10,184.06	61,170.43	80.91	14,428.57	0.00	14,428.57
2610	OP OF BLDGS							
01 2610 110 000	OP OF BLDGS - SALARIES NON-INSTR DIST	66,463.00	4,792.29	29,200.74	43.94	37,262.26	0.00	37,262.26
01 2610 110 001	OP OF BLDGS - SALARIES NON-INSTR BHS	117,818.00	9,499.35	56,080.65	47.60	61,737.35	0.00	61,737.35
01 2610 110 002	OP OF BLDGS - SALARIES NON-INSTR BE	70,611.00	5,542.58	32,496.30	46.02	38,114.70	0.00	38,114.70
01 2610 110 003	OP OF BLDGS - SALARIES NON-INSTR PC	64,010.00	4,935.25	33,955.88	53.05	30,054.12	0.00	30,054.12
01 2610 110 004	OP OF BLDGS - SALARIES NON-INSTR HE	57,639.00	4,455.07	27,265.62	47.30	30,373.38	0.00	30,373.38
01 2610 110 005	OP OF BLDGS - SALARIES NON-INSTR BMS	97,508.00	7,675.88	46,058.07	47.24	51,449.93	0.00	51,449.93
01 2610 110 006	OP OF BLDGS - SALARIES NON-INSTR AP	69,381.00	5,519.72	32,606.18	47.00	36,774.82	0.00	36,774.82
01 2610 110 007	OP OF BLDGS - SALARIES NON-INSTR SE	58,198.00	4,581.08	27,519.53	47.29	30,678.47	0.00	30,678.47
01 2610 110 008	OP OF BLDGS - SALARIES NON-INSTR BSMS	80,762.00	6,251.02	37,731.90	46.72	43,030.10	0.00	43,030.10
01 2610 116 000	OP OF BLDGS - SALARIES PROF NON-CER DIST	107,263.00	8,329.37	49,976.22	46.59	57,286.78	0.00	57,286.78
01 2610 120 000	OP OF BLDGS - TEMP SALARIES NON-INSTR DIST	24,234.00	0.00	333.26	1.38	23,900.74	0.00	23,900.74
01 2610 130 000	OP OF BLDGS - OT SALARIES NON-INSTR DIST	11,931.00	901.06	4,895.66	41.03	7,035.34	0.00	7,035.34
01 2610 130 001	OP OF BLDGS - OT SALARIES NON-INSTR BHS	17,993.00	1,438.50	7,557.53	42.00	10,435.47	0.00	10,435.47
01 2610 130 002	OP OF BLDGS - OT SALARIES NON-INSTR BE	15,824.00	1,918.00	9,645.97	60.96	6,178.03	0.00	6,178.03
01 2610 130 003	OP OF BLDGS - OT SALARIES NON-INSTR PC	19,467.00	1,678.53	5,883.87	30.22	13,583.13	0.00	13,583.13
01 2610 130 004	OP OF BLDGS - OT SALARIES NON-INSTR HE	12,910.00	1,091.15	5,563.29	43.09	7,346.71	0.00	7,346.71
01 2610 130 005	OP OF BLDGS - OT SALARIES NON-INSTR BMS	8,826.00	943.63	5,300.68	60.06	3,525.32	0.00	3,525.32
01 2610 130 006	OP OF BLDGS - OT SALARIES NON-INSTR AP	9,017.00	685.69	3,976.19	44.10	5,040.81	0.00	5,040.81
01 2610 130 007	OP OF BLDGS - OT SALARIES NON-INSTR SE	3,309.00	226.76	2,309.00	69.78	1,000.00	0.00	1,000.00
01 2610 130 008	OP OF BLDGS - OT SALARIES NON-INSTR BSMS	9,632.00	1,001.21	6,117.87	63.52	3,514.13	0.00	3,514.13
01 2610 150 000	OP OF BLDGS - ADD'L COMP NON-INSTR DIST	427.00	10.24	61.44	14.39	365.56	0.00	365.56
01 2610 150 001	OP OF BLDGS - ADD'L COMP NON-INSTR BHS	233.00	19.89	119.34	51.22	113.66	0.00	113.66
01 2610 150 002	OP OF BLDGS - ADD'L COMP NON-INSTR BE	134.00	11.47	68.82	51.36	65.18	0.00	65.18
01 2610 150 003	OP OF BLDGS - ADD'L COMP NON-INSTR PC	761.00	40.44	242.64	31.88	518.36	0.00	518.36
01 2610 150 004	OP OF BLDGS - ADD'L COMP NON-INSTR HE	112.00	9.59	57.54	51.38	54.46	0.00	54.46
01 2610 150 005	OP OF BLDGS - ADD'L COMP NON-INSTR BMS	854.00	46.56	279.36	32.71	574.64	0.00	574.64
01 2610 150 006	OP OF BLDGS - ADD'L COMP NON-INSTR AP	135.00	11.54	69.24	51.29	65.76	0.00	65.76
01 2610 150 007	OP OF BLDGS - ADD'L COMP NON-INSTR SE	574.00	39.92	239.52	41.73	334.48	0.00	334.48



Account Number	Account Description	Revised Budget	Expended During Month	Expenditures to Date	% of Budget	Balance at EOM	P/ O Outstanding	Unencumbered Balance
01 2610 350 004	OP OF BLDGS - TECH SERVICES HE	0.00	0.00	0.00	0.00	0.00	0.00	0.00
01 2610 382 000	OP OF BLDGS - DISTANCE ED & TELECOM DIST	12,517.00	688.57	4,470.37	35.71	8,046.63	0.00	8,046.63
01 2610 382 001	OP OF BLDGS - DISTANCE ED & TELECOM BHS	3,284.00	212.98	1,276.77	38.88	2,007.23	0.00	2,007.23
01 2610 382 002	OP OF BLDGS - DISTANCE ED & TELECOM BE	2,185.00	141.76	848.86	38.85	1,336.14	0.00	1,336.14
01 2610 382 003	OP OF BLDGS - DISTANCE ED & TELECOM PC	2,134.00	138.43	829.83	38.89	1,304.17	0.00	1,304.17
01 2610 382 004	OP OF BLDGS - DISTANCE ED & TELECOM HE	2,020.00	131.08	785.73	38.90	1,234.27	0.00	1,234.27
01 2610 382 005	OP OF BLDGS - DISTANCE ED & TELECOM BMS	1,066.00	69.14	414.45	38.88	651.55	0.00	651.55
01 2610 382 006	OP OF BLDGS - DISTANCE ED & TELECOM AP	2,525.00	163.85	982.30	38.90	1,542.70	0.00	1,542.70
01 2610 382 007	OP OF BLDGS - DISTANCE ED & TELECOM SE	1,010.00	65.54	392.85	38.90	617.15	0.00	617.15
01 2610 382 008	OP OF BLDGS - DISTANCE ED & TELECOM BSMS	1,515.00	98.31	589.29	38.90	925.71	0.00	925.71
01 2610 410 001	OP OF BLDGS - WATER & SEWER BHS	0.00	0.00	0.00	0.00	0.00	0.00	0.00
01 2610 410 002	OP OF BLDGS - WATER & SEWER BE	0.00	0.00	0.00	0.00	0.00	0.00	0.00
01 2610 410 003	OP OF BLDGS - WATER & SEWER PC	0.00	0.00	0.00	0.00	0.00	0.00	0.00
01 2610 410 004	OP OF BLDGS - WATER & SEWER HE	0.00	0.00	0.00	0.00	0.00	0.00	0.00
01 2610 410 005	OP OF BLDGS - WATER & SEWER BMS	0.00	0.00	0.00	0.00	0.00	0.00	0.00
01 2610 410 006	OP OF BLDGS - WATER & SEWER AP	0.00	0.00	0.00	0.00	0.00	0.00	0.00
01 2610 410 007	OP OF BLDGS - WATER & SEWER SE	0.00	0.00	0.00	0.00	0.00	0.00	0.00
01 2610 410 008	OP OF BLDGS - WATER & SEWER BSMS	0.00	0.00	0.00	0.00	0.00	0.00	0.00
01 2610 431 000	OP OF BLDGS - REPAIRS & MAINT DIST	52,998.00	21.26	5,273.50	10.04	47,724.50	50.00	47,674.50
01 2610 431 001	OP OF BLDGS - REPAIRS & MAINT BHS	220,049.00	10,470.38	105,674.47	52.75	114,374.53	10,399.00	103,975.53
01 2610 431 002	OP OF BLDGS - REPAIRS & MAINT BE	59,407.00	13,683.25	35,704.51	78.41	23,702.49	10,877.00	12,825.49
01 2610 431 003	OP OF BLDGS - REPAIRS & MAINT PC	20,103.00	1,648.36	8,682.07	75.50	11,420.93	6,496.00	4,924.93
01 2610 431 004	OP OF BLDGS - REPAIRS & MAINT HE	130,623.00	15,515.00	74,345.40	60.32	56,277.60	4,440.00	51,837.60
01 2610 431 005	OP OF BLDGS - REPAIRS & MAINT BMS	107,619.00	12,280.50	40,061.20	46.87	67,557.80	10,380.00	57,177.80
01 2610 431 006	OP OF BLDGS - REPAIRS & MAINT AP	62,375.00	2,027.69	25,166.19	42.57	37,208.81	1,385.00	35,823.81
01 2610 431 007	OP OF BLDGS - REPAIRS & MAINT SE	51,400.00	191.37	21,812.93	44.54	29,587.07	1,080.00	28,507.07
01 2610 431 008	OP OF BLDGS - REPAIRS & MAINT BSMS	1,091.00	0.00	10,260.15	940.44	(9,169.15)	0.00	(9,169.15)
01 2610 440 000	OP OF BLDGS - RENTALS DIST	208,900.00	13,453.70	81,766.43	39.14	127,133.57	0.00	127,133.57
01 2610 440 001	OP OF BLDGS - RENTALS BHS	0.00	0.00	0.00	0.00	0.00	0.00	0.00
01 2610 440 002	OP OF BLDGS - RENTALS BE	623.00	42.00	248.00	39.81	375.00	0.00	375.00
01 2610 440 003	OP OF BLDGS - RENTALS PC	0.00	0.00	0.00	0.00	0.00	0.00	0.00
01 2610 440 004	OP OF BLDGS - RENTALS HE	1,110.00	0.00	0.00	0.00	1,110.00	0.00	1,110.00
01 2610 440 005	OP OF BLDGS - RENTALS BMS	0.00	0.00	0.00	0.00	0.00	0.00	0.00
01 2610 440 006	OP OF BLDGS - RENTALS AP	0.00	0.00	860.00	0.00	(860.00)	0.00	(860.00)
01 2610 440 007	OP OF BLDGS - RENTALS SE	0.00	0.00	0.00	0.00	0.00	0.00	0.00
01 2610 440 008	OP OF BLDGS - RENTALS BSMS	0.00	0.00	0.00	0.00	0.00	0.00	0.00
01 2610 520 000	OP OF BLDGS - LIABILITY INS DIST	0.00	0.00	0.00	0.00	0.00	0.00	0.00
01 2610 520 001	OP OF BLDGS - LIABILITY INS BHS	0.00	0.00	0.00	0.00	0.00	0.00	0.00
01 2610 520 002	OP OF BLDGS - LIABILITY INS BE	0.00	0.00	0.00	0.00	0.00	0.00	0.00
01 2610 520 003	OP OF BLDGS - LIABILITY INS PC	0.00	0.00	0.00	0.00	0.00	0.00	0.00
01 2610 520 004	OP OF BLDGS - LIABILITY INS HE	0.00	0.00	0.00	0.00	0.00	0.00	0.00
01 2610 520 005	OP OF BLDGS - LIABILITY INS BMS	0.00	0.00	0.00	0.00	0.00	0.00	0.00
01 2610 520 006	OP OF BLDGS - LIABILITY INS AP	0.00	0.00	0.00	0.00	0.00	0.00	0.00
01 2610 520 007	OP OF BLDGS - LIABILITY INS SE	0.00	0.00	0.00	0.00	0.00	0.00	0.00
01 2610 520 008	OP OF BLDGS - LIABILITY INS BSMS	0.00	0.00	0.00	0.00	0.00	0.00	0.00
01 2610 530 000	OP OF BLDGS - TELEPHONE DIST	0.00	0.00	0.00	0.00	0.00	0.00	0.00
01 2610 530 001	OP OF BLDGS - TELEPHONE BHS	0.00	0.00	0.00	0.00	0.00	0.00	0.00
01 2610 530 002	OP OF BLDGS - TELEPHONE BE	0.00	0.00	0.00	0.00	0.00	0.00	0.00
01 2610 530 003	OP OF BLDGS - TELEPHONE PC	0.00	0.00	0.00	0.00	0.00	0.00	0.00
01 2610 530 004	OP OF BLDGS - TELEPHONE HE	0.00	0.00	0.00	0.00	0.00	0.00	0.00
01 2610 530 005	OP OF BLDGS - TELEPHONE BMS	0.00	0.00	0.00	0.00	0.00	0.00	0.00
01 2610 530 006	OP OF BLDGS - TELEPHONE AP	0.00	0.00	0.00	0.00	0.00	0.00	0.00
01 2610 530 007	OP OF BLDGS - TELEPHONE SE	0.00	0.00	0.00	0.00	0.00	0.00	0.00
01 2610 530 008	OP OF BLDGS - TELEPHONE BSMS	0.00	0.00	0.00	0.00	0.00	0.00	0.00
01 2610 531 000	OP OF BLDGS - POSTAGE DIST	25,687.00	0.00	0.00	0.00	25,687.00	0.00	25,687.00





Account Number	Account Description	Revised Budget	Expended During Month	Expenditures to Date	% of Budget	Balance at EOM	P/ O Outstanding	Unencumbered Balance
01 2660 590 004	SECURITY - PURCHASED SERVICES HE	0.00	0.00	0.00	0.00	0.00	0.00	0.00
01 2660 590 005	SECURITY - PURCHASED SERVICES BMS	0.00	0.00	690.42	0.00	(690.42)	0.00	(690.42)
01 2660 590 006	SECURITY - PURCHASED SERVICES AP	0.00	0.00	0.00	0.00	0.00	0.00	0.00
01 2660 590 007	SECURITY - PURCHASED SERVICES SE	0.00	0.00	0.00	0.00	0.00	0.00	0.00
01 2660 590 008	SECURITY - PURCHASED SERVICES BSMS	0.00	0.00	0.00	0.00	0.00	0.00	0.00
01 2660 610 000	SECURITY - SUPPLIES DIST	1,499.00	0.00	0.00	0.00	1,499.00	0.00	1,499.00
01 2660 610 001	SECURITY - SUPPLIES BHS	962.00	0.00	0.00	0.00	962.00	0.00	962.00
01 2660 610 002	SECURITY - SUPPLIES BE	0.00	0.00	0.00	0.00	0.00	0.00	0.00
01 2660 610 003	SECURITY - SUPPLIES PC	0.00	0.00	0.00	0.00	0.00	0.00	0.00
01 2660 610 004	SECURITY - SUPPLIES HE	0.00	0.00	0.00	0.00	0.00	0.00	0.00
01 2660 610 005	SECURITY - SUPPLIES BMS	0.00	0.00	0.00	0.00	0.00	0.00	0.00
01 2660 610 006	SECURITY - SUPPLIES AP	0.00	0.00	0.00	0.00	0.00	0.00	0.00
01 2660 610 007	SECURITY - SUPPLIES SE	0.00	0.00	0.00	0.00	0.00	0.00	0.00
01 2660 610 008	SECURITY - SUPPLIES BSMS	0.00	0.00	233.60	0.00	(233.60)	0.00	(233.60)
01 2660 733 000	SECURITY - FURN & FIXTURES DIST	0.00	0.00	0.00	0.00	0.00	0.00	0.00
01 2660 733 001	SECURITY - FURN & FIXTURES BHS	0.00	0.00	0.00	0.00	0.00	0.00	0.00
01 2660 733 002	SECURITY - FURN & FIXTURES BE	0.00	0.00	0.00	0.00	0.00	0.00	0.00
01 2660 733 003	SECURITY - FURN & FIXTURES PC	0.00	0.00	0.00	0.00	0.00	0.00	0.00
01 2660 733 004	SECURITY - FURN & FIXTURES HE	0.00	0.00	0.00	0.00	0.00	0.00	0.00
01 2660 733 005	SECURITY - FURN & FIXTURES BMS	0.00	0.00	0.00	0.00	0.00	0.00	0.00
01 2660 733 006	SECURITY - FURN & FIXTURES AP	0.00	0.00	0.00	0.00	0.00	0.00	0.00
01 2660 733 007	SECURITY - FURN & FIXTURES SE	0.00	0.00	0.00	0.00	0.00	0.00	0.00
01 2660 733 008	SECURITY - FURN & FIXTURES BSMS	0.00	0.00	0.00	0.00	0.00	0.00	0.00
2660 SECURITY		95,843.00	7,335.00	86,260.11	90.00	9,582.89	0.00	9,582.89
2710 REGULAR PUPIL TRANSPORTATION								
01 2710 110 000	REG TRANSP - SALARIES NON-INSTR	369,665.00	30,117.71	197,964.55	53.55	171,700.45	0.00	171,700.45
01 2710 120 000	REG TRANSP - SUBS NON-INSTR	0.00	0.00	0.00	0.00	0.00	0.00	0.00
01 2710 130 000	REG TRANSP - OT SALARIES NON-INSTR	16,833.00	1,324.21	8,691.34	51.63	8,141.66	0.00	8,141.66
01 2710 150 000	REG TRANSP - ADD'L COMP NON-INSTR	1,096.00	6.95	41.70	3.80	1,054.30	0.00	1,054.30
01 2710 210 000	REG TRANSP - GROUP INS NON-INSTR	6,046.00	1,214.86	7,431.10	122.91	(1,385.10)	0.00	(1,385.10)
01 2710 220 000	REG TRANSP - SOC SEC NON-INSTR	30,519.00	2,428.00	15,944.53	52.24	14,574.47	0.00	14,574.47
01 2710 230 000	REG TRANSP - RETIREMENT NON-INSTR	23,255.00	2,241.45	14,795.90	63.62	8,459.10	0.00	8,459.10
01 2710 237 000	REG TRANSP - INCR RET CONTR	7,811.00	222.62	1,469.47	18.81	6,341.53	0.00	6,341.53
01 2710 280 000	REG TRANSP - HEALTH BEN NON-INSTR DIST	4,393.00	356.25	2,137.50	48.66	2,255.50	0.00	2,255.50
01 2710 332 000	REG TRANSP - MILEAGE TO PARENTS	0.00	357.43	2,914.42	0.00	(2,914.42)	0.00	(2,914.42)
01 2710 340 000	REG TRANSP - OTHER PROF SERVICES	0.00	0.00	0.00	0.00	0.00	0.00	0.00
01 2710 490 000	REG TRANSP - REPAIRS & MAINT	92,892.00	17,623.50	70,323.92	76.94	22,568.08	1,147.64	21,420.44
01 2710 510 000	REG TRANSP - CONTR STUDENT TRANSP	0.00	0.00	0.00	0.00	0.00	0.00	0.00
01 2710 510 001	REG TRANSP - CONTR STUDENT TRANSP BHS	0.00	0.00	0.00	0.00	0.00	0.00	0.00
01 2710 519 000	REG TRANSP - ST TRANSP OTHER SOURCES	367,522.00	6,908.00	185,950.48	50.60	181,571.52	0.00	181,571.52
01 2710 519 001	REG TRANSP - ST TRANSP OTHER SOURCES BHS	338.00	1,308.00	10,549.09	3,121.03	(10,211.09)	0.00	(10,211.09)
01 2710 610 000	REG TRANSP - SUPPLIES	20,691.00	7,535.09	21,600.28	134.54	(909.28)	6,236.56	(7,145.84)
01 2710 626 000	REG TRANSP - GAS & OIL	104,816.00	13,105.07	58,087.72	55.42	46,728.28	0.00	46,728.28
01 2710 732 000	REG TRANSP - VEHICLE ACQUISITION	128,435.00	0.00	0.00	0.00	128,435.00	0.00	128,435.00
01 2710 810 000	REG TRANSP - DUES & FEES	31,881.00	1,230.05	4,500.80	14.12	27,380.20	0.00	27,380.20
01 2710 890 000	REG TRANSP - OTHER MISC	0.00	0.00	0.00	0.00	0.00	0.00	0.00
2710 REGULAR PUPIL TRANSPORTATION		1,206,193.00	85,979.19	602,402.80	50.55	603,790.20	7,384.20	596,406.00
2712 SCHOOL AGE SPEC ED TRANSPORT								
01 2712 110 000	SPED TRANSP - SALARIES NON-INSTR	235,618.00	20,717.46	125,332.25	53.19	110,285.75	0.00	110,285.75
01 2712 112 000	SPED TRANSP - SALARIES INSTR AIDES	14,452.00	1,396.40	8,176.38	56.58	6,275.62	0.00	6,275.62
01 2712 120 000	SPED TRANSP - SUB NON-INSTR	0.00	0.00	0.00	0.00	0.00	0.00	0.00
01 2712 130 000	SPED TRANSP - OT SALARIES NON-INSTR	1,690.00	0.00	1,186.99	70.24	503.01	0.00	503.01
01 2712 150 000	SPED TRANSP - ADD'L COMP NON-INSTR	978.00	47.09	783.00	80.06	195.00	0.00	195.00
01 2712 152 000	SPED TRANSP - ADD'L COMP INSTR AIDES	0.00	2.84	17.04	0.00	(17.04)	0.00	(17.04)

Regular; Processing Month 02/2026

Account Number	Account Description	Revised Budget	Expended During Month	Expenditures to Date	% of Budget	Balance at EOM	P/ O Outstanding	Unencumbered Balance
01 2712 210 000	SPED TRANSP - GROUP INS NON-INSTR	18,091.00	1,367.74	8,219.70	45.44	9,871.30	0.00	9,871.30
01 2712 212 000	SPED TRANSP - GROUP INS INSTR AIDES	4,550.00	340.60	2,043.60	44.91	2,506.40	0.00	2,506.40
01 2712 220 000	SPED TRANSP - SOC SEC NON-INSTR	19,633.00	1,663.99	10,191.67	51.91	9,441.33	0.00	9,441.33
01 2712 222 000	SPED TRANSP - SOC SEC INSTR AIDES	1,133.00	106.80	625.32	55.19	507.68	0.00	507.68
01 2712 230 000	SPED TRANSP - RETIREMENT NON-INSTR	14,736.00	1,522.74	9,335.90	63.35	5,400.10	0.00	5,400.10
01 2712 232 000	SPED TRANSP - RETIREMENT INSTR AIDES	895.00	102.64	600.95	67.15	294.05	0.00	294.05
01 2712 237 000	SPED TRANSP - INCR RET CONTR	5,304.00	161.44	986.93	18.61	4,317.07	0.00	4,317.07
01 2712 280 000	SPED TRANSP - HEALTH BEN NON-INSTR	12,075.00	1,000.00	6,000.00	49.69	6,075.00	0.00	6,075.00
01 2712 332 000	SPED TRANSP - MILEAGE TO PARENTS	0.00	0.00	4,183.20	0.00	(4,183.20)	0.00	(4,183.20)
01 2712 490 000	SPED TRANSP - REPAIRS & MAINT	15,896.00	2,614.67	22,129.44	143.39	(6,233.44)	663.75	(6,897.19)
01 2712 519 000	SPED TRANSP - ST TRANSP OTHER SOURCES	68,820.00	0.00	24,549.82	35.67	44,270.18	0.00	44,270.18
01 2712 610 000	SPED TRANSP - SUPPLIES	0.00	0.00	0.00	0.00	0.00	0.00	0.00
01 2712 626 000	SPED TRANSP - GAS & OIL	29,388.00	2,316.23	14,009.50	47.67	15,378.50	0.00	15,378.50
01 2712 732 000	SPED TRANSP - VEHICLE ACQUISITION	0.00	0.00	0.00	0.00	0.00	0.00	0.00
01 2712 890 000	SPED TRANSP - OTHER MISC	1,725.00	0.00	0.00	0.00	1,725.00	0.00	1,725.00
2712	SCHOOL AGE SPEC ED TRANSPORT	444,984.00	33,360.64	238,371.69	53.72	206,612.31	663.75	205,948.56
3400	CATEGORICAL GRANTS FROM CORPORATIONS & O							
01 3400 890 000	CAT GRANTS FROM CORP - OTHER MISC DIST	0.00	0.00	0.00	0.00	0.00	0.00	0.00
3400	CATEGORICAL GRANTS FROM CORPORATIONS & O	0.00	0.00	0.00	0.00	0.00	0.00	0.00
3535	HIGH ABILITY LEARNERS							
01 3535 111 000	HAL - SALARIES TEACHERS DIST	79,533.00	0.00	0.00	0.00	79,533.00	0.00	79,533.00
01 3535 111 002	HAL - SALARIES TEACHERS BE	0.00	6,178.96	37,073.76	0.00	(37,073.76)	0.00	(37,073.76)
01 3535 111 003	HAL - SALARIES TEACHERS PC	0.00	0.00	0.00	0.00	0.00	0.00	0.00
01 3535 111 004	HAL - SALARIES TEACHERS HE	39,767.00	3,089.48	18,536.88	46.61	21,230.12	0.00	21,230.12
01 3535 111 005	HAL - SALARIES TEACHERS BMS	0.00	0.00	0.00	0.00	0.00	0.00	0.00
01 3535 111 006	HAL - SALARIES TEACHERS AP	39,767.00	3,089.48	18,536.88	46.61	21,230.12	0.00	21,230.12
01 3535 111 007	HAL - SALARIES TEACHERS SE	0.00	0.00	0.00	0.00	0.00	0.00	0.00
01 3535 111 008	HAL - SALARIES TEACHERS BSMS	81,671.00	6,341.56	38,049.36	46.59	43,621.64	0.00	43,621.64
01 3535 151 000	HAL - ADD'L COMP TEACHERS DIST	0.00	0.00	0.00	0.00	0.00	0.00	0.00
01 3535 151 002	HAL - ADD'L COMP TEACHERS BE	160.00	13.59	81.54	50.96	78.46	0.00	78.46
01 3535 151 003	HAL - ADD'L COMP TEACHERS PC	0.00	0.00	0.00	0.00	0.00	0.00	0.00
01 3535 151 004	HAL - ADD'L COMP TEACHERS HE	0.00	6.80	40.80	0.00	(40.80)	0.00	(40.80)
01 3535 151 005	HAL - ADD'L COMP TEACHERS BMS	0.00	0.00	0.00	0.00	0.00	0.00	0.00
01 3535 151 006	HAL - ADD'L COMP TEACHERS AP	0.00	6.79	40.74	0.00	(40.74)	0.00	(40.74)
01 3535 151 007	HAL - ADD'L COMP TEACHERS SE	0.00	0.00	0.00	0.00	0.00	0.00	0.00
01 3535 151 008	HAL - ADD'L COMP TEACHERS BSMS	164.00	10.59	63.54	38.74	100.46	0.00	100.46
01 3535 211 000	HAL - GROUP INS TEACHERS DIST	32,815.00	0.00	0.00	0.00	32,815.00	0.00	32,815.00
01 3535 211 002	HAL - GROUP INS TEACHERS BE	0.00	2,456.90	14,741.40	0.00	(14,741.40)	0.00	(14,741.40)
01 3535 211 003	HAL - GROUP INS TEACHERS PC	0.00	0.00	0.00	0.00	0.00	0.00	0.00
01 3535 211 004	HAL - GROUP INS TEACHERS HE	2,747.00	1,228.46	7,370.76	268.32	(4,623.76)	0.00	(4,623.76)
01 3535 211 005	HAL - GROUP INS TEACHERS BMS	0.00	0.00	0.00	0.00	0.00	0.00	0.00
01 3535 211 006	HAL - GROUP INS TEACHERS AP	2,747.00	1,228.44	7,370.64	268.32	(4,623.64)	0.00	(4,623.64)
01 3535 211 007	HAL - GROUP INS TEACHERS SE	0.00	0.00	0.00	0.00	0.00	0.00	0.00
01 3535 211 008	HAL - GROUP INS TEACHERS BSMS	21,543.00	1,846.22	11,077.32	51.42	10,465.68	0.00	10,465.68
01 3535 221 000	HAL - SOC SEC TEACHERS DIST	6,101.00	0.00	0.00	0.00	6,101.00	0.00	6,101.00
01 3535 221 002	HAL - SOC SEC TEACHERS BE	0.00	464.54	2,787.22	0.00	(2,787.22)	0.00	(2,787.22)
01 3535 221 003	HAL - SOC SEC TEACHERS PC	0.00	0.00	0.00	0.00	0.00	0.00	0.00
01 3535 221 004	HAL - SOC SEC TEACHERS HE	3,313.00	232.53	1,395.18	42.11	1,917.82	0.00	1,917.82
01 3535 221 005	HAL - SOC SEC TEACHERS BMS	0.00	0.00	0.00	0.00	0.00	0.00	0.00
01 3535 221 006	HAL - SOC SEC TEACHERS AP	3,313.00	232.50	1,395.00	42.11	1,918.00	0.00	1,918.00
01 3535 221 007	HAL - SOC SEC TEACHERS SE	0.00	0.00	0.00	0.00	0.00	0.00	0.00
01 3535 221 008	HAL - SOC SEC TEACHERS BSMS	6,339.00	470.15	2,803.78	44.23	3,535.22	0.00	3,535.22
01 3535 231 000	HAL - RETIREMENT TEACHERS DIST	4,927.00	0.00	0.00	0.00	4,927.00	0.00	4,927.00
01 3535 231 002	HAL - RETIREMENT TEACHERS BE	0.00	454.15	2,724.90	0.00	(2,724.90)	0.00	(2,724.90)

Account Number	Account Description	Revised Budget	Expended During Month	Expenditures to Date	% of Budget	Balance at EOM	P/ O Outstanding	Unencumbered Balance
01 3535 231 003	HAL - RETIREMENT TEACHERS PC	0.00	0.00	0.00	0.00	0.00	0.00	0.00
01 3535 231 004	HAL - RETIREMENT TEACHERS HE	2,463.00	227.08	1,362.48	55.32	1,100.52	0.00	1,100.52
01 3535 231 005	HAL - RETIREMENT TEACHERS BMS	0.00	0.00	0.00	0.00	0.00	0.00	0.00
01 3535 231 006	HAL - RETIREMENT TEACHERS AP	2,463.00	227.07	1,362.42	55.32	1,100.58	0.00	1,100.58
01 3535 231 007	HAL - RETIREMENT TEACHERS SE	0.00	0.00	0.00	0.00	0.00	0.00	0.00
01 3535 231 008	HAL - RETIREMENT TEACHERS BSMS	5,059.00	466.10	2,796.61	55.28	2,262.39	0.00	2,262.39
01 3535 237 000	HAL - INCR RET CONTR DIST	1,494.00	0.00	0.00	0.00	1,494.00	0.00	1,494.00
01 3535 237 002	HAL - INCR RET CONTR BE	0.00	45.11	270.65	0.00	(270.65)	0.00	(270.65)
01 3535 237 003	HAL - INCR RET CONTR PC	0.00	0.00	0.00	0.00	0.00	0.00	0.00
01 3535 237 004	HAL - INCR RET CONTR HE	747.00	22.56	135.36	18.12	611.64	0.00	611.64
01 3535 237 005	HAL - INCR RET CONTR BMS	0.00	0.00	0.00	0.00	0.00	0.00	0.00
01 3535 237 006	HAL - INCR RET CONTR AP	747.00	22.55	135.30	18.11	611.70	0.00	611.70
01 3535 237 007	HAL - INCR RET CONTR SE	0.00	0.00	0.00	0.00	0.00	0.00	0.00
01 3535 237 008	HAL - INCR RET CONTR BSMS	1,534.00	46.29	277.75	18.11	1,256.25	0.00	1,256.25
01 3535 281 002	HAL - HEALTH BEN TEACHERS BE	0.00	0.00	0.00	0.00	0.00	0.00	0.00
01 3535 281 003	HAL - HEALTH BEN TEACHERS PC	0.00	0.00	0.00	0.00	0.00	0.00	0.00
01 3535 281 004	HAL - HEALTH BEN TEACHERS HE	2,441.00	0.00	0.00	0.00	2,441.00	0.00	2,441.00
01 3535 281 005	HAL - HEALTH BEN TEACHERS BMS	0.00	0.00	0.00	0.00	0.00	0.00	0.00
01 3535 281 006	HAL - HEALTH TEACHERS AP	2,441.00	0.00	0.00	0.00	2,441.00	0.00	2,441.00
01 3535 281 007	HAL - HEALTH TEACHERS SE	0.00	0.00	0.00	0.00	0.00	0.00	0.00
01 3535 281 008	HAL - HEALTH BEN TEACHERS BSMS	0.00	0.00	0.00	0.00	0.00	0.00	0.00
01 3535 580 000	HAL - TRAVEL & MILEAGE DIST	2,678.00	129.78	1,050.28	39.22	1,627.72	0.00	1,627.72
01 3535 580 002	HAL - TRAVEL & MILEAGE BE	0.00	0.00	0.00	0.00	0.00	0.00	0.00
01 3535 580 003	HAL - TRAVEL & MILEAGE PC	0.00	0.00	0.00	0.00	0.00	0.00	0.00
01 3535 580 004	HAL - TRAVEL & MILEAGE HE	0.00	0.00	0.00	0.00	0.00	0.00	0.00
01 3535 580 005	HAL - TRAVEL & MILEAGE BMS	0.00	0.00	0.00	0.00	0.00	0.00	0.00
01 3535 580 006	HAL - TRAVEL & MILEAGE AP	0.00	0.00	0.00	0.00	0.00	0.00	0.00
01 3535 580 007	HAL - TRAVEL & MILEAGE SE	0.00	0.00	0.00	0.00	0.00	0.00	0.00
01 3535 580 008	HAL - TRAVEL & MILEAGE BSMS	0.00	0.00	0.00	0.00	0.00	0.00	0.00
01 3535 610 000	HAL - SUPPLIES DIST	5,507.00	333.62	2,794.05	50.89	2,712.95	8.62	2,704.33
01 3535 640 000	HAL - BOOKS & PER DIST	0.00	0.00	0.00	0.00	0.00	0.00	0.00
01 3535 733 002	HAL - FURN & EQUIP BE	0.00	0.00	0.00	0.00	0.00	0.00	0.00
01 3535 733 003	HAL - FURN & EQUIP PC	0.00	0.00	0.00	0.00	0.00	0.00	0.00
01 3535 733 004	HAL - FURN & EQUIP HE	0.00	0.00	0.00	0.00	0.00	0.00	0.00
01 3535 733 005	HAL - FURN & EQUIP BMS	0.00	0.00	0.00	0.00	0.00	0.00	0.00
01 3535 733 006	HAL - FURN & EQUIP AP	0.00	0.00	0.00	0.00	0.00	0.00	0.00
01 3535 733 007	HAL - FURN & EQUIP SE	0.00	0.00	0.00	0.00	0.00	0.00	0.00
01 3535 733 008	HAL - FURN & EQUIP BSMS	0.00	0.00	0.00	0.00	0.00	0.00	0.00
01 3535 734 002	HAL - HARDWARE BE	0.00	0.00	0.00	0.00	0.00	0.00	0.00
01 3535 734 003	HAL - HARDWARE PC	0.00	0.00	0.00	0.00	0.00	0.00	0.00
01 3535 734 004	HAL - HARDWARE HE	0.00	0.00	0.00	0.00	0.00	0.00	0.00
01 3535 734 005	HAL - HARDWARE BMS	0.00	0.00	0.00	0.00	0.00	0.00	0.00
01 3535 734 006	HAL - HARDWARE AP	0.00	0.00	0.00	0.00	0.00	0.00	0.00
01 3535 734 007	HAL - HARDWARE SE	0.00	0.00	0.00	0.00	0.00	0.00	0.00
01 3535 734 008	HAL - HARDWARE BSMS	0.00	0.00	0.00	0.00	0.00	0.00	0.00
01 3535 735 002	HAL - SOFTWARE BE	0.00	0.00	0.00	0.00	0.00	0.00	0.00
01 3535 735 003	HAL - SOFTWARE PC	0.00	0.00	0.00	0.00	0.00	0.00	0.00
01 3535 735 004	HAL - SOFTWARE HE	0.00	0.00	0.00	0.00	0.00	0.00	0.00
01 3535 735 005	HAL - SOFTWARE BMS	0.00	0.00	0.00	0.00	0.00	0.00	0.00
01 3535 735 006	HAL - SOFTWARE AP	0.00	0.00	0.00	0.00	0.00	0.00	0.00
01 3535 735 007	HAL - SOFTWARE SE	0.00	0.00	0.00	0.00	0.00	0.00	0.00
01 3535 735 008	HAL - SOFTWARE BSMS	0.00	0.00	0.00	0.00	0.00	0.00	0.00
01 3535 810 000	HAL - DUES & FEES DIST	2,923.00	205.50	768.50	51.85	2,154.50	747.00	1,407.50
01 3535 810 001	HAL - DUES & FEES BHS	0.00	0.00	0.00	0.00	0.00	0.00	0.00
01 3535 810 002	HAL - DUES & FEES BE	0.00	0.00	199.00	0.00	(199.00)	0.00	(199.00)











Account Number	Account Description	Revised Budget	Expended During Month	Expenditures to Date	% of Budget	Balance at EOM	P/ O Outstanding	Unencumbered Balance
01 6412 111 004	IDEA B PRO SHARE - SALARIES TEACHERS HE	0.00	0.00	0.00	0.00	0.00	0.00	0.00
01 6412 111 006	IDEA B PRO SHARE - SALARIES TEACHERS AP	11,289.00	1,103.11	6,618.66	58.63	4,670.34	0.00	4,670.34
01 6412 111 007	IDEA B PRO SHARE - SALARIES TEACHERS SE	10,583.00	0.00	0.00	0.00	10,583.00	0.00	10,583.00
01 6412 151 000	IDEA B PRO SHARE - ADD'L COMP TEACHERS DIST	0.00	0.00	0.00	0.00	0.00	0.00	0.00
01 6412 211 000	IDEA B PRO SHARE - GROUP INS TEACHERS DIST	0.00	0.00	0.00	0.00	0.00	0.00	0.00
01 6412 211 002	IDEA B PRO SHARE - GROUP INS TEACHERS BE	0.00	0.00	0.00	0.00	0.00	0.00	0.00
01 6412 211 004	IDEA B PRO SHARE - GROUP INS TEACHERS HE	0.00	0.00	0.00	0.00	0.00	0.00	0.00
01 6412 211 006	IDEA B PRO SHARE - GROUP INS TEACHERS/PROF AP	4,935.00	295.04	1,770.24	35.87	3,164.76	0.00	3,164.76
01 6412 211 007	IDEA B PRO SHARE - GROUP INS TEACHERS/PROF SE	0.00	0.00	0.00	0.00	0.00	0.00	0.00
01 6412 221 000	IDEA B PRO SHARE - SOC SEC TEACHERS DIST	0.00	0.00	0.00	0.00	0.00	0.00	0.00
01 6412 221 002	IDEA B PRO SHARE - SOC SEC TEACHERS BE	0.00	0.00	0.00	0.00	0.00	0.00	0.00
01 6412 221 004	IDEA B PRO SHARE - SOC SEC TEACHERS HE	0.00	0.00	0.00	0.00	0.00	0.00	0.00
01 6412 221 006	IDEA B PRO SHARE - SOC SEC TEACHERS/PROF AP	839.00	81.11	486.66	58.00	352.34	0.00	352.34
01 6412 221 007	IDEA B PRO SHARE - SOC SEC TEACHERS/PROF SE	828.00	0.00	0.00	0.00	828.00	0.00	828.00
01 6412 231 000	IDEA B PRO SHARE - RETIREMENT TEACHERS DIST	0.00	0.00	0.00	0.00	0.00	0.00	0.00
01 6412 231 002	IDEA B PRO SHARE - RETIREMENT TEACHERS BE	0.00	0.00	0.00	0.00	0.00	0.00	0.00
01 6412 231 004	IDEA B PRO SHARE - RETIREMENT TEACHERS HE	0.00	0.00	0.00	0.00	0.00	0.00	0.00
01 6412 231 006	IDEA B PRO SHARE - RETIREMENT TEACHERS/PROF AP	700.00	81.08	486.48	69.50	213.52	0.00	213.52
01 6412 231 007	IDEA B PRO SHARE - RETIREMENT TEACHERS/PROF SE	656.00	0.00	0.00	0.00	656.00	0.00	656.00
01 6412 237 000	IDEA B PRO SHARE - INCR RET CONTR DIST	0.00	0.00	0.00	0.00	0.00	0.00	0.00
01 6412 237 002	IDEA B PRO SHARE - INCR RET CONTR BE	0.00	0.00	0.00	0.00	0.00	0.00	0.00
01 6412 237 004	IDEA B PRO SHARE - INCR RET CONTR HE	0.00	0.00	0.00	0.00	0.00	0.00	0.00
01 6412 237 006	IDEA B PRO SHARE - INCR RET CONTR AP	211.00	8.05	48.30	22.89	162.70	0.00	162.70
01 6412 237 007	IDEA B PRO SHARE - INCR RET CONTR SE	199.00	0.00	0.00	0.00	199.00	0.00	199.00
01 6412 281 000	IDEA B PRO SHARE - HEALTH BEN TEACHERS DIST	0.00	0.00	0.00	0.00	0.00	0.00	0.00
01 6412 281 002	IDEA B PRO SHARE - HEALTH BEN TEACHERS BE	0.00	0.00	0.00	0.00	0.00	0.00	0.00
01 6412 281 004	IDEA B PRO SHARE - HEALTH BEN TEACHERS HE	0.00	0.00	0.00	0.00	0.00	0.00	0.00
01 6412 320 000	IDEA B PRO SHARE - PROF ED SERVICES DIST	0.00	0.00	0.00	0.00	0.00	0.00	0.00
01 6412 590 000	IDEA B PRO SHARE - PURCH SERVICES DIST	0.00	0.00	0.00	0.00	0.00	0.00	0.00
6412	IDEA PART B PROPORTIONATE SHARE	30,240.00	1,568.39	9,410.34	31.12	20,829.66	0.00	20,829.66
6421	IDEA ARP Part B 611							
01 6421 111 002	IDEA ARP B 611 - SALARIES TEACHERS BE	0.00	0.00	0.00	0.00	0.00	0.00	0.00
01 6421 111 006	IDEA ARP B 611 - SALARIES TEACHERS AP	0.00	0.00	0.00	0.00	0.00	0.00	0.00
01 6421 123 002	IDEA ARP B 611 - SUB SALARIES TEACHERS BE	0.00	0.00	0.00	0.00	0.00	0.00	0.00
01 6421 123 006	IDEA ARP B 611 - SUB SALARIES TEACHERS AP	0.00	0.00	0.00	0.00	0.00	0.00	0.00
01 6421 151 002	IDEA ARP B 611 - ADD'L COMP TEACHERS BE	0.00	0.00	0.00	0.00	0.00	0.00	0.00
01 6421 151 006	IDEA ARP B 611 - ADD'L COMP TEACHERS AP	0.00	0.00	0.00	0.00	0.00	0.00	0.00
01 6421 211 002	IDEA ARP B 611 - GROUP INS TEACHERS BE	0.00	0.00	0.00	0.00	0.00	0.00	0.00
01 6421 211 006	IDEA ARP B 611 - GROUP INS TEACHERS AP	0.00	0.00	0.00	0.00	0.00	0.00	0.00
01 6421 221 002	IDEA ARP B 611 - SOC SEC TEACHERS BE	0.00	0.00	0.00	0.00	0.00	0.00	0.00
01 6421 221 006	IDEA ARP B 611 - SOC SEC TEACHERS AP	0.00	0.00	0.00	0.00	0.00	0.00	0.00
01 6421 223 002	IDEA ARP B 611 - SOC SEC SUB TEACHERS BE	0.00	0.00	0.00	0.00	0.00	0.00	0.00
01 6421 223 006	IDEA ARP B 611 - SOC SEC SUB TEACHERS AP	0.00	0.00	0.00	0.00	0.00	0.00	0.00
01 6421 231 002	IDEA ARP B 611 - RETIREMENT TEACHERS BE	0.00	0.00	0.00	0.00	0.00	0.00	0.00
01 6421 231 006	IDEA ARP B 611 - RETIREMENT TEACHERS AP	0.00	0.00	0.00	0.00	0.00	0.00	0.00
01 6421 237 002	IDEA ARP B 611 - INCR RET CONTR BE	0.00	0.00	0.00	0.00	0.00	0.00	0.00
01 6421 237 006	IDEA ARP B 611 - INCR RET CONTR AP	0.00	0.00	0.00	0.00	0.00	0.00	0.00
01 6421 281 002	IDEA ARP B 611 - HEALTH BEN TEACHERS BE	0.00	0.00	0.00	0.00	0.00	0.00	0.00
01 6421 281 006	IDEA ARP B 611 - HEALTH BEN TEACHERS AP	0.00	0.00	0.00	0.00	0.00	0.00	0.00
01 6421 590 002	IDEA ARP B 611 - PURCHASED SERVICES BE	0.00	0.00	0.00	0.00	0.00	0.00	0.00
01 6421 590 006	IDEA ARP B 611 - PURCHASED SERVICES AP	0.00	0.00	0.00	0.00	0.00	0.00	0.00
01 6421 610 006	IDEA ARP B 611 - SUPPLIES AP	0.00	0.00	0.00	0.00	0.00	0.00	0.00
6421	IDEA ARP Part B 611	0.00	0.00	0.00	0.00	0.00	0.00	0.00
6422	IDEA ARP Part B 619							



Regular; Processing Month 02/2026

Account Number	Account Description	Revised Budget	Expended During Month	Expenditures to Date	% of Budget	Balance at EOM	P/ O Outstanding	Unencumbered Balance
01 8000 913 008	TRANSFERS TO ACTIVITY FUND BSMS	12,500.00	0.00	0.00	0.00	12,500.00	0.00	12,500.00
8000	TRANSFERS (OUTGOING)	75,000.00	0.00	0.00	0.00	75,000.00	0.00	75,000.00
9000	NON-PROGRAM EXPENDITURES							
01 9000 890 000	NON-PROG EXP - OTHER MISC DIST	0.00	0.00	0.00	0.00	0.00	0.00	0.00
01 9000 890 001	NON-PROG EXP - OTHER MISC BHS	0.00	0.00	0.00	0.00	0.00	0.00	0.00
01 9000 890 002	NON-PROG EXP - OTHER MISC BE	0.00	0.00	0.00	0.00	0.00	0.00	0.00
01 9000 890 003	NON-PROG EXP - OTHER MISC PC	0.00	0.00	0.00	0.00	0.00	0.00	0.00
01 9000 890 004	NON-PROG EXP - OTHER MISC HE	0.00	0.00	0.00	0.00	0.00	0.00	0.00
01 9000 890 005	NON-PROG EXP - OTHER MISC BMS	0.00	0.00	0.00	0.00	0.00	0.00	0.00
01 9000 890 006	NON-PROG EXP - OTHER MISC AP	0.00	0.00	0.00	0.00	0.00	0.00	0.00
01 9000 890 007	NON-PROG EXP - OTHER MISC SE	0.00	0.00	0.00	0.00	0.00	0.00	0.00
01 9000 890 008	NON-PROG EXP - OTHER MISC BSMS	0.00	0.00	0.00	0.00	0.00	0.00	0.00
9000	NON-PROGRAM EXPENDITURES	0.00	0.00	0.00	0.00	0.00	0.00	0.00
01	GENERAL FUND CHECKING	56,980,007.00	4,207,914.03	25,755,413.24	45.43	31,224,593.76	129,151.21	31,095,442.55

Account Number	Account Description	Revised Budget	Expended During Month	Expenditures to Date	% of Budget	Balance at EOM	P/ O Outstanding	Unencumbered Balance
02	NUTRITION SERVICES							
3100	FOOD SERVICE OPERATIONS							
02 3100 110 000	SALARIES COOKS DIST	0.00	7,562.19	45,373.14	0.00	(45,373.14)	0.00	(45,373.14)
02 3100 110 001	SALARIES COOKS BHS	0.00	10,738.48	64,687.85	0.00	(64,687.85)	0.00	(64,687.85)
02 3100 110 002	SALARIES COOKS BE	0.00	6,457.44	38,808.70	0.00	(38,808.70)	0.00	(38,808.70)
02 3100 110 003	SALARIES COOKS PC	0.00	8,628.30	50,268.23	0.00	(50,268.23)	0.00	(50,268.23)
02 3100 110 004	SALARIES COOKS HE	0.00	7,472.93	43,165.92	0.00	(43,165.92)	0.00	(43,165.92)
02 3100 110 005	SALARIES COOKS BMS	0.00	9,317.01	56,710.46	0.00	(56,710.46)	0.00	(56,710.46)
02 3100 110 006	SALARIES COOKS AP	0.00	7,066.77	39,554.26	0.00	(39,554.26)	0.00	(39,554.26)
02 3100 110 007	SALARIES COOKS SE	0.00	4,236.33	25,967.90	0.00	(25,967.90)	0.00	(25,967.90)
02 3100 110 008	SALARIES COOKS BSMS	0.00	9,277.16	56,708.83	0.00	(56,708.83)	0.00	(56,708.83)
02 3100 120 001	SUB COOK SALARIES BHS	0.00	3,630.85	20,419.93	0.00	(20,419.93)	0.00	(20,419.93)
02 3100 120 002	SUB COOK SALARIES BE	0.00	150.84	891.33	0.00	(891.33)	0.00	(891.33)
02 3100 120 003	SUB COOK SALARIES PC	0.00	195.09	1,638.58	0.00	(1,638.58)	0.00	(1,638.58)
02 3100 120 004	SUB COOK SALARIES HE	0.00	69.12	2,125.50	0.00	(2,125.50)	0.00	(2,125.50)
02 3100 120 005	SUB COOK SALARIES BMS	0.00	0.00	66.22	0.00	(66.22)	0.00	(66.22)
02 3100 120 006	SUB COOK SALARIES AP	0.00	266.80	4,360.99	0.00	(4,360.99)	0.00	(4,360.99)
02 3100 120 007	SUB COOK SALARIES SE	0.00	1,674.44	10,159.02	0.00	(10,159.02)	0.00	(10,159.02)
02 3100 120 008	SUB COOK SALARIES BSMS	0.00	1,083.18	6,566.75	0.00	(6,566.75)	0.00	(6,566.75)
02 3100 130 000	OT COOKS DIST	0.00	0.00	0.00	0.00	0.00	0.00	0.00
02 3100 130 001	OT COOKS BHS	0.00	0.00	34.90	0.00	(34.90)	0.00	(34.90)
02 3100 130 002	OT COOKS BE	0.00	0.00	0.00	0.00	0.00	0.00	0.00
02 3100 130 003	OT COOKS PC	0.00	0.00	0.00	0.00	0.00	0.00	0.00
02 3100 130 004	OT COOKS HE	0.00	0.00	0.00	0.00	0.00	0.00	0.00
02 3100 130 005	OT COOKS BMS	0.00	0.00	0.00	0.00	0.00	0.00	0.00
02 3100 130 006	OT COOKS AP	0.00	0.00	24.09	0.00	(24.09)	0.00	(24.09)
02 3100 130 007	OT COOKS SE	0.00	0.00	0.00	0.00	0.00	0.00	0.00
02 3100 130 008	OT COOKS BSMS	0.00	0.00	0.00	0.00	0.00	0.00	0.00
02 3100 150 000	ADD'L COMP COOKS DIST	0.00	16.64	99.84	0.00	(99.84)	0.00	(99.84)
02 3100 150 001	ADD'L COMP COOKS BHS	0.00	20.63	123.78	0.00	(123.78)	0.00	(123.78)
02 3100 150 002	ADD'L COMP COOKS BE	0.00	12.25	73.50	0.00	(73.50)	0.00	(73.50)
02 3100 150 003	ADD'L COMP COOKS PC	0.00	11.66	69.96	0.00	(69.96)	0.00	(69.96)
02 3100 150 004	ADD'L COMP COOKS HE	0.00	15.85	95.10	0.00	(95.10)	0.00	(95.10)
02 3100 150 005	ADD'L COMP COOKS BMS	0.00	16.55	99.30	0.00	(99.30)	0.00	(99.30)
02 3100 150 006	ADD'L COMP COOKS AP	0.00	13.90	105.40	0.00	(105.40)	0.00	(105.40)
02 3100 150 007	ADD'L COMP COOKS SE	0.00	6.92	41.52	0.00	(41.52)	0.00	(41.52)
02 3100 150 008	ADD'L COMP COOKS BSMS	0.00	17.11	102.66	0.00	(102.66)	0.00	(102.66)
02 3100 210 000	GROUP INS COOKS DIST	0.00	2,456.90	14,741.40	0.00	(14,741.40)	0.00	(14,741.40)
02 3100 210 001	GROUP INS COOKS BHS	0.00	693.79	4,162.74	0.00	(4,162.74)	0.00	(4,162.74)
02 3100 210 002	GROUP INS COOKS BE	0.00	685.39	4,112.34	0.00	(4,112.34)	0.00	(4,112.34)
02 3100 210 003	GROUP INS COOKS PC	0.00	10.56	61.12	0.00	(61.12)	0.00	(61.12)
02 3100 210 004	GROUP INS COOKS HE	0.00	687.49	4,120.74	0.00	(4,120.74)	0.00	(4,120.74)
02 3100 210 005	GROUP INS COOKS BMS	0.00	41.23	247.38	0.00	(247.38)	0.00	(247.38)
02 3100 210 006	GROUP INS COOKS AP	0.00	39.07	228.26	0.00	(228.26)	0.00	(228.26)
02 3100 210 007	GROUP INS COOKS SE	0.00	4.20	23.10	0.00	(23.10)	0.00	(23.10)
02 3100 210 008	GROUP INS COOKS BSMS	0.00	686.44	4,118.64	0.00	(4,118.64)	0.00	(4,118.64)
02 3100 220 000	SOC SEC COOKS DIST	0.00	569.64	3,417.84	0.00	(3,417.84)	0.00	(3,417.84)
02 3100 220 001	SOC SEC COOKS BHS	0.00	1,100.34	6,519.98	0.00	(6,519.98)	0.00	(6,519.98)
02 3100 220 002	SOC SEC COOKS BE	0.00	449.32	2,699.82	0.00	(2,699.82)	0.00	(2,699.82)
02 3100 220 003	SOC SEC COOKS PC	0.00	694.04	4,085.09	0.00	(4,085.09)	0.00	(4,085.09)
02 3100 220 004	SOC SEC COOKS HE	0.00	573.68	3,450.89	0.00	(3,450.89)	0.00	(3,450.89)
02 3100 220 005	SOC SEC COOKS BMS	0.00	730.21	4,448.23	0.00	(4,448.23)	0.00	(4,448.23)
02 3100 220 006	SOC SEC COOKS AP	0.00	572.42	3,431.42	0.00	(3,431.42)	0.00	(3,431.42)
02 3100 220 007	SOC SEC COOKS SE	0.00	471.83	2,880.75	0.00	(2,880.75)	0.00	(2,880.75)
02 3100 220 008	SOC SEC COOKS BSMS	0.00	793.35	4,845.38	0.00	(4,845.38)	0.00	(4,845.38)

Account Number	Account Description	Revised Budget	Expended During Month	Expenditures to Date	% of Budget	Balance at EOM	P/ O Outstanding	Unencumbered Balance
02 3100 230 000	RETIREMENT COOKS DIST	0.00	555.82	3,334.92	0.00	(3,334.92)	0.00	(3,334.92)
02 3100 230 001	RETIREMENT COOKS BHS	0.00	928.95	5,619.34	0.00	(5,619.34)	0.00	(5,619.34)
02 3100 230 002	RETIREMENT COOKS BE	0.00	474.62	2,852.42	0.00	(2,852.42)	0.00	(2,852.42)
02 3100 230 003	RETIREMENT COOKS PC	0.00	634.17	3,694.71	0.00	(3,694.71)	0.00	(3,694.71)
02 3100 230 004	RETIREMENT COOKS HE	0.00	549.26	3,172.71	0.00	(3,172.71)	0.00	(3,172.71)
02 3100 230 005	RETIREMENT COOKS BMS	0.00	684.81	4,168.21	0.00	(4,168.21)	0.00	(4,168.21)
02 3100 230 006	RETIREMENT COOKS AP	0.00	519.41	2,910.63	0.00	(2,910.63)	0.00	(2,910.63)
02 3100 230 007	RETIREMENT COOKS SE	0.00	311.37	1,908.66	0.00	(1,908.66)	0.00	(1,908.66)
02 3100 230 008	RETIREMENT COOKS BSMS	0.00	681.87	4,168.12	0.00	(4,168.12)	0.00	(4,168.12)
02 3100 237 000	INCR RET CONTR DIST	0.00	55.20	331.20	0.00	(331.20)	0.00	(331.20)
02 3100 237 001	INCR RET CONTR BHS	0.00	92.26	558.09	0.00	(558.09)	0.00	(558.09)
02 3100 237 002	INCR RET CONTR BE	0.00	47.14	283.31	0.00	(283.31)	0.00	(283.31)
02 3100 237 003	INCR RET CONTR PC	0.00	63.00	367.00	0.00	(367.00)	0.00	(367.00)
02 3100 237 004	INCR RET CONTR HE	0.00	54.55	315.11	0.00	(315.11)	0.00	(315.11)
02 3100 237 005	INCR RET CONTR BMS	0.00	68.01	413.99	0.00	(413.99)	0.00	(413.99)
02 3100 237 006	INCR RET CONTR AP	0.00	51.58	289.09	0.00	(289.09)	0.00	(289.09)
02 3100 237 007	INCR RET CONTR SE	0.00	30.93	189.56	0.00	(189.56)	0.00	(189.56)
02 3100 237 008	INCR RET CONTR BSMS	0.00	67.72	413.96	0.00	(413.96)	0.00	(413.96)
02 3100 280 000	HEALTH BEN COOKS DIST	0.00	0.00	0.00	0.00	0.00	0.00	0.00
02 3100 280 001	HEALTH BEN NON-INSTR BHS	0.00	0.00	0.00	0.00	0.00	0.00	0.00
02 3100 280 002	HEALTH BEN NON-INSTR BE	0.00	0.00	0.00	0.00	0.00	0.00	0.00
02 3100 280 003	HEALTH BEN NON-INSTR PC	0.00	250.00	1,500.00	0.00	(1,500.00)	0.00	(1,500.00)
02 3100 280 004	HEALTH BEN NON-INSTR HE	0.00	0.00	0.00	0.00	0.00	0.00	0.00
02 3100 280 005	HEALTH BEN NON-INSTR BMS	0.00	218.22	1,309.32	0.00	(1,309.32)	0.00	(1,309.32)
02 3100 280 006	HEALTH BEN NON-INSTR AP	0.00	218.22	1,309.32	0.00	(1,309.32)	0.00	(1,309.32)
02 3100 280 007	HEALTH BEN NON-INSTR SE	0.00	250.00	1,500.00	0.00	(1,500.00)	0.00	(1,500.00)
02 3100 280 008	HEALTH BEN NON-INSTR BSMS	0.00	0.00	0.00	0.00	0.00	0.00	0.00
02 3100 431 001	REPAIRS & MAINT BHS	0.00	400.00	4,322.00	0.00	(4,322.00)	0.00	(4,322.00)
02 3100 431 002	REPAIRS & MAINT BE	0.00	677.03	2,748.87	0.00	(2,748.87)	0.00	(2,748.87)
02 3100 431 003	REPAIRS & MAINT PC	0.00	1,780.56	14,126.28	0.00	(14,126.28)	0.00	(14,126.28)
02 3100 431 004	REPAIRS & MAINT HE	0.00	0.00	3,325.83	0.00	(3,325.83)	0.00	(3,325.83)
02 3100 431 005	REPAIRS & MAINT BMS	0.00	2,518.70	4,337.10	0.00	(4,337.10)	0.00	(4,337.10)
02 3100 431 006	REPAIRS & MAINT AP	0.00	0.00	3,013.73	0.00	(3,013.73)	0.00	(3,013.73)
02 3100 431 007	REPAIRS & MAINT SE	0.00	0.00	2,974.47	0.00	(2,974.47)	0.00	(2,974.47)
02 3100 431 008	REPAIRS & MAINT BSMS	0.00	104.70	4,358.17	0.00	(4,358.17)	0.00	(4,358.17)
02 3100 440 001	RENTALS BHS	0.00	0.00	0.00	0.00	0.00	0.00	0.00
02 3100 440 002	RENTALS BE	0.00	0.00	0.00	0.00	0.00	0.00	0.00
02 3100 440 003	RENTALS PC	0.00	0.00	0.00	0.00	0.00	0.00	0.00
02 3100 440 004	RENTALS HE	0.00	0.00	0.00	0.00	0.00	0.00	0.00
02 3100 440 005	RENTALS BMS	0.00	0.00	0.00	0.00	0.00	0.00	0.00
02 3100 440 006	RENTALS AP	0.00	0.00	0.00	0.00	0.00	0.00	0.00
02 3100 440 007	RENTALS SE	0.00	0.00	0.00	0.00	0.00	0.00	0.00
02 3100 440 008	RENTALS BSMS	0.00	0.00	0.00	0.00	0.00	0.00	0.00
02 3100 580 000	TRAVEL EXPENSE AND MILEAGE DIST	0.00	304.66	1,085.59	0.00	(1,085.59)	0.00	(1,085.59)
02 3100 610 000	SUPPLIES DISTRICT	0.00	0.00	178.80	0.00	(178.80)	110.97	(289.77)
02 3100 610 001	SUPPLIES BHS	0.00	1,647.83	14,377.96	0.00	(14,377.96)	143.67	(14,521.63)
02 3100 610 002	SUPPLIES BE	0.00	819.60	3,565.58	0.00	(3,565.58)	0.00	(3,565.58)
02 3100 610 003	SUPPLIES PC	0.00	1,851.71	5,885.93	0.00	(5,885.93)	0.00	(5,885.93)
02 3100 610 004	SUPPLIES HE	0.00	1,166.84	3,639.07	0.00	(3,639.07)	39.39	(3,678.46)
02 3100 610 005	SUPPLIES BMS	0.00	803.68	9,646.41	0.00	(9,646.41)	57.89	(9,704.30)
02 3100 610 006	SUPPLIES AP	0.00	1,040.12	3,276.44	0.00	(3,276.44)	0.00	(3,276.44)
02 3100 610 007	SUPPLIES SE	0.00	1,087.90	4,228.27	0.00	(4,228.27)	0.00	(4,228.27)
02 3100 610 008	SUPPLIES BSMS	0.00	1,411.97	11,882.35	0.00	(11,882.35)	319.08	(12,201.43)
02 3100 630 001	FOOD BHS	0.00	30,770.33	215,988.84	0.00	(215,988.84)	0.00	(215,988.84)
02 3100 630 002	FOOD BE	0.00	12,402.84	56,024.00	0.00	(56,024.00)	89.34	(56,113.34)

Account Number	Account Description	Revised Budget	Expended During Month	Expenditures to Date	% of Budget	Balance at EOM	P/ O Outstanding	Unencumbered Balance
02 3100 630 003	FOOD PC	0.00	13,798.14	81,575.46	0.00	(81,575.46)	13.48	(81,588.94)
02 3100 630 004	FOOD HE	0.00	11,698.39	63,312.33	0.00	(63,312.33)	17.98	(63,330.31)
02 3100 630 005	FOOD BMS	0.00	12,559.80	78,849.91	0.00	(78,849.91)	20.97	(78,870.88)
02 3100 630 006	FOOD AP	0.00	14,564.38	74,696.73	0.00	(74,696.73)	23.95	(74,720.68)
02 3100 630 007	FOOD SE	0.00	10,987.41	58,562.25	0.00	(58,562.25)	31.44	(58,593.69)
02 3100 630 008	FOOD BSMS	0.00	18,190.18	101,454.77	0.00	(101,454.77)	0.00	(101,454.77)
02 3100 733 000	FURNITURE AND EQUIPMENT DIST	0.00	0.00	0.00	0.00	0.00	0.00	0.00
02 3100 733 001	FURNITURE AND EQUIPMENT BHS	0.00	0.00	2,518.21	0.00	(2,518.21)	0.00	(2,518.21)
02 3100 733 002	FURNITURE AND EQUIPMENT BE	0.00	0.00	0.00	0.00	0.00	0.00	0.00
02 3100 733 003	FURNITURE AND EQUIPMENT PC	0.00	0.00	0.00	0.00	0.00	0.00	0.00
02 3100 733 004	FURNITURE AND EQUIPMENT HE	0.00	0.00	955.17	0.00	(955.17)	0.00	(955.17)
02 3100 733 005	FURNITURE AND EQUIPMENT BMS	0.00	0.00	2,261.34	0.00	(2,261.34)	0.00	(2,261.34)
02 3100 733 006	FURNITURE AND EQUIPMENT AP	0.00	0.00	1,910.34	0.00	(1,910.34)	0.00	(1,910.34)
02 3100 733 007	FURNITURE AND EQUIPMENT SE	0.00	0.00	0.00	0.00	0.00	0.00	0.00
02 3100 733 008	FURNITURE AND EQUIPMENT BSMS	0.00	0.00	0.00	0.00	0.00	0.00	0.00
02 3100 735 000	SOFTWARE DISTRICT	0.00	0.00	0.00	0.00	0.00	0.00	0.00
02 3100 735 001	COMPUTER SOFTWARE BHS	0.00	0.00	0.00	0.00	0.00	0.00	0.00
02 3100 735 002	COMPUTER SOFTWARE BE	0.00	0.00	0.00	0.00	0.00	0.00	0.00
02 3100 735 003	COMPUTER SOFTWARE PC	0.00	0.00	0.00	0.00	0.00	0.00	0.00
02 3100 735 004	COMPUTER SOFTWARE HE	0.00	0.00	0.00	0.00	0.00	0.00	0.00
02 3100 735 005	COMPUTER SOFTWARE BMS	0.00	0.00	0.00	0.00	0.00	0.00	0.00
02 3100 735 006	COMPUTER SOFTWARE AP	0.00	0.00	0.00	0.00	0.00	0.00	0.00
02 3100 735 007	COMPUTER SOFTWARE SE	0.00	0.00	0.00	0.00	0.00	0.00	0.00
02 3100 735 008	COMPUTER SOFTWARE BSMS	0.00	0.00	0.00	0.00	0.00	0.00	0.00
02 3100 890 000	OTHER MISC EXPENSES DIST	0.00	0.00	161.18	0.00	(161.18)	0.00	(161.18)
02 3100 890 001	OTHER MISC EXPENSES BHS	0.00	0.00	227.09	0.00	(227.09)	0.00	(227.09)
02 3100 890 002	OTHER MISC EXPENSES BE	0.00	0.00	82.30	0.00	(82.30)	0.00	(82.30)
02 3100 890 003	OTHER MISC EXPENSES PC	0.00	0.00	0.00	0.00	0.00	0.00	0.00
02 3100 890 004	OTHER MISC EXPENSES HE	0.00	0.00	16.05	0.00	(16.05)	0.00	(16.05)
02 3100 890 005	OTHER MISC EXPENSES BMS	0.00	0.00	59.30	0.00	(59.30)	0.00	(59.30)
02 3100 890 006	OTHER MISC EXPENSES AP	0.00	0.00	93.05	0.00	(93.05)	0.00	(93.05)
02 3100 890 007	OTHER MISC EXPENSES SE	0.00	0.00	136.60	0.00	(136.60)	0.00	(136.60)
02 3100 890 008	OTHER MISC EXPENSES BSMS	0.00	0.00	0.00	0.00	0.00	0.00	0.00
3100	FOOD SERVICE OPERATIONS	0.00	236,612.22	1,412,406.22	0.00	(1,412,406.22)	868.16	(1,413,274.38)
02	NUTRITION SERVICES	0.00	236,612.22	1,412,406.22	0.00	(1,412,406.22)	868.16	(1,413,274.38)

Account Number	Account Description	Revised Budget	Expended During Month	Expenditures to Date	% of Budget	Balance at EOM	P/ O Outstanding	Unencumbered Balance
03	DEPRECIATION							
2620	MAINT OF BLDGS							
03 2620 340 000	MAINT OF BLDGS - CONTR SERVICES DIST	0.00	0.00	0.00	0.00	0.00	0.00	0.00
2620	MAINT OF BLDGS	0.00	0.00	0.00	0.00	0.00	0.00	0.00
2900	OTHER SUPPORT SERVICES							
03 2900 340 000	OTHER PROF SERVICES DIST	0.00	0.00	0.00	0.00	0.00	0.00	0.00
03 2900 350 000	TECHNICAL SERVICES DIST	0.00	0.00	0.00	0.00	0.00	0.00	0.00
03 2900 440 000	RENTALS - OTHER DIST	0.00	0.00	0.00	0.00	0.00	0.00	0.00
03 2900 450 000	CONSTR SERVICES DIST	0.00	0.00	0.00	0.00	0.00	0.00	0.00
03 2900 490 000	OTHER PURCH SERVICES DIST	0.00	0.00	0.00	0.00	0.00	0.00	0.00
03 2900 610 000	SUPPLIES DIST	0.00	0.00	0.00	0.00	0.00	0.00	0.00
03 2900 621 000	NATURAL GAS DIST	0.00	0.00	0.00	0.00	0.00	0.00	0.00
03 2900 626 000	GAS AND OIL DIST	0.00	0.00	0.00	0.00	0.00	0.00	0.00
03 2900 640 000	BOOKS & PERIODICALS DIST	0.00	0.00	0.00	0.00	0.00	0.00	0.00
03 2900 641 000	E-BOOKS DIST	0.00	0.00	0.00	0.00	0.00	0.00	0.00
03 2900 643 000	WEB/CLOUD BASED SOFTWARE DIST	0.00	0.00	0.00	0.00	0.00	0.00	0.00
03 2900 650 000	SUPPLIES-TECHNOLOGY RELATED DIST	0.00	0.00	0.00	0.00	0.00	0.00	0.00
03 2900 730 000	EQUIPMENT DIST	0.00	0.00	0.00	0.00	0.00	0.00	0.00
03 2900 732 000	VEHICLE ACQUISITION DIST	0.00	0.00	124,749.00	0.00	(124,749.00)	0.00	(124,749.00)
03 2900 733 000	FURN & EQUIP DIST	0.00	0.00	0.00	0.00	0.00	0.00	0.00
03 2900 734 000	HARDWARE DIST	0.00	0.00	314,879.70	0.00	(314,879.70)	0.00	(314,879.70)
03 2900 735 000	SOFTWARE DIST	0.00	0.00	0.00	0.00	0.00	0.00	0.00
03 2900 739 000	OTHER EQUIP DIST	0.00	0.00	0.00	0.00	0.00	0.00	0.00
2900	OTHER SUPPORT SERVICES	0.00	0.00	439,628.70	0.00	(439,628.70)	0.00	(439,628.70)
8000	TRANSFERS (OUTGOING)							
03 8000 911 000	TRANSFERS TO GENERAL FUND DIST	0.00	0.00	0.00	0.00	0.00	0.00	0.00
8000	TRANSFERS (OUTGOING)	0.00	0.00	0.00	0.00	0.00	0.00	0.00
03	DEPRECIATION	0.00	0.00	439,628.70	0.00	(439,628.70)	0.00	(439,628.70)



Account Number	Account Description	Revised Budget	Expended During Month	Expenditures to Date	% of Budget	Balance at EOM	P/ O Outstanding	Unencumbered Balance
05	UNEMPLOYMENT - SAVINGS							
2900	OTHER SUPPORT SERVICES							
05 2900 271 000	WORKER'S COMPENSATION TEACH/PROF DIST	0.00	0.00	6,197.44	0.00	(6,197.44)	0.00	(6,197.44)
2900	OTHER SUPPORT SERVICES	0.00	0.00	6,197.44	0.00	(6,197.44)	0.00	(6,197.44)
05	UNEMPLOYMENT - SAVINGS	0.00	0.00	6,197.44	0.00	(6,197.44)	0.00	(6,197.44)



Account Number	Account Description	Revised Budget	Expended During Month	Expenditures to Date	% of Budget	Balance at EOM	P/ O Outstanding	Unencumbered Balance
13 4500 734 003	BLDG ACQ & CONSTR - COMP HDWE PC	0.00	0.00	0.00	0.00	0.00	0.00	0.00
13 4500 734 004	BLDG ACQ & CONSTR - COMP HDWE HE	0.00	0.00	0.00	0.00	0.00	0.00	0.00
13 4500 734 005	BLDG ACQ & CONSTR - COMP HDWE BMS	0.00	0.00	0.00	0.00	0.00	0.00	0.00
13 4500 734 006	BLDG ACQ & CONSTR - COMP HDWE AP	0.00	0.00	0.00	0.00	0.00	0.00	0.00
13 4500 734 007	BLDG ACQ & CONSTR - COMP HDWE SE	0.00	0.00	0.00	0.00	0.00	0.00	0.00
13 4500 734 008	BLDG ACQ & CONSTR - COMP HDWE BSMS	0.00	0.00	0.00	0.00	0.00	0.00	0.00
13 4500 739 000	BLDG ACQ & CONSTR - EQUIPMENT DIST	0.00	0.00	0.00	0.00	0.00	0.00	0.00
13 4500 739 001	BLDG ACQ & CONSTR - EQUIPMENT BHS	0.00	0.00	0.00	0.00	0.00	0.00	0.00
13 4500 739 002	BLDG ACQ & CONSTR - EQUIPMENT BE	0.00	0.00	0.00	0.00	0.00	0.00	0.00
13 4500 739 003	BLDG ACQ & CONSTR - EQUIPMENT PC	0.00	0.00	0.00	0.00	0.00	0.00	0.00
13 4500 739 004	BLDG ACQ & CONSTR - EQUIPMENT HE	0.00	0.00	0.00	0.00	0.00	0.00	0.00
13 4500 739 005	BLDG ACQ & CONSTR - EQUIPMENT BMS	0.00	0.00	0.00	0.00	0.00	0.00	0.00
13 4500 739 006	BLDG ACQ & CONSTR - EQUIPMENT AP	0.00	0.00	0.00	0.00	0.00	0.00	0.00
13 4500 739 007	BLDG ACQ & CONSTR - EQUIPMENT SE	0.00	0.00	0.00	0.00	0.00	0.00	0.00
13 4500 739 008	BLDG ACQ & CONSTR - EQUIPMENT BSMS	0.00	0.00	0.00	0.00	0.00	0.00	0.00
13 4500 890 000	BLDG ACQ & CONSTR - OTHER MISC EXP	0.00	0.00	0.00	0.00	0.00	0.00	0.00
4500	BLDG ACQ & CONSTR	0.00	2,499,616.25	9,366,598.22	0.00	(9,366,598.22)	0.00	(9,366,598.22)
5000	DEBT SERVICES							
13 5000 807 000	REPAYMENT OF TAXES FOR REVALUED PROP	0.00	0.00	0.00	0.00	0.00	0.00	0.00
13 5000 831 000	REDEMPTION OF PRINCIPAL	0.00	0.00	0.00	0.00	0.00	0.00	0.00
13 5000 832 000	DEBT SERVICE INTEREST	0.00	0.00	0.00	0.00	0.00	0.00	0.00
13 5000 833 000	BOND ISS & OTHER DEBT-RELATED COSTS	0.00	0.00	0.00	0.00	0.00	0.00	0.00
5000	DEBT SERVICES	0.00	0.00	0.00	0.00	0.00	0.00	0.00
13	SPECIAL BUILDING FUND - CHECKING	0.00	2,499,616.25	9,467,425.31	0.00	(9,467,425.31)	0.00	(9,467,425.31)









Account Number	Account Description	Revised Budget	Expended During Month	Expenditures to Date	% of Budget	Balance at EOM	P/ O Outstanding	Unencumbered Balance
21 2900 610 001 720	BHS French	0.00	0.00	211.74	0.00	(211.74)	27.95	(239.69)
21 2900 610 001 750	BHS Journalism	0.00	0.00	0.00	0.00	0.00	0.00	0.00
21 2900 610 001 800	BHS Miscellaneous	0.00	3,127.39	16,920.94	0.00	(16,920.94)	40.00	(16,960.94)
21 2900 610 001 801	BHS Robotics	0.00	0.00	2,225.91	0.00	(2,225.91)	0.00	(2,225.91)
21 2900 610 001 802	BHS Quiz Bowl	0.00	100.00	359.00	0.00	(359.00)	100.00	(459.00)
21 2900 610 001 804	BHS Multi Cultural Club	0.00	0.00	378.02	0.00	(378.02)	900.00	(1,278.02)
21 2900 610 001 805	BHS Boys' Youth Basketball	0.00	1,395.24	7,897.08	0.00	(7,897.08)	450.00	(8,347.08)
21 2900 610 001 806	BHS Outdoor Club	0.00	0.00	130.66	0.00	(130.66)	0.00	(130.66)
21 2900 610 001 807	BHS Key Club	0.00	0.00	449.71	0.00	(449.71)	0.00	(449.71)
21 2900 610 001 809	BHS National Honor Society	0.00	0.00	46.28	0.00	(46.28)	0.00	(46.28)
21 2900 610 001 811	BHS Prism Club	0.00	0.00	0.00	0.00	0.00	0.00	0.00
21 2900 610 001 820	BHS Environmental Science	0.00	0.00	0.00	0.00	0.00	0.00	0.00
21 2900 610 001 825	BHS Girls' Youth Basketball	0.00	2,999.62	3,526.10	0.00	(3,526.10)	11.84	(3,537.94)
21 2900 610 001 830	BHS PSAT/AP	0.00	0.00	2,083.50	0.00	(2,083.50)	0.00	(2,083.50)
21 2900 610 001 835	BHS Drivers' Education	0.00	0.00	0.00	0.00	0.00	0.00	0.00
21 2900 610 001 840	BHS Baylor Test Prep	0.00	0.00	0.00	0.00	0.00	0.00	0.00
21 2900 610 001 850	BHS Post Prom	0.00	0.00	0.00	0.00	0.00	0.00	0.00
21 2900 610 001 865	BHS Engineering	0.00	0.00	0.00	0.00	0.00	0.00	0.00
21 2900 610 001 890	BHS Student Senate	0.00	1,872.20	8,114.86	0.00	(8,114.86)	0.00	(8,114.86)
21 2900 610 001 900	BHS Music	0.00	0.00	0.00	0.00	0.00	0.00	0.00
21 2900 610 001 905	BHS Music Student Fundraising	0.00	0.00	0.00	0.00	0.00	0.00	0.00
21 2900 610 001 910	BHS Musical	0.00	2,177.51	2,177.51	0.00	(2,177.51)	818.98	(2,996.49)
21 2900 610 001 915	BHS Music Resale	0.00	0.00	0.00	0.00	0.00	0.00	0.00
21 2900 610 001 950	BHS Vocational	0.00	0.00	0.00	0.00	0.00	0.00	0.00
21 2900 610 001 952	BHS Art Lab	0.00	0.00	549.61	0.00	(549.61)	0.00	(549.61)
21 2900 610 001 953	BHS Art International Travel	0.00	0.00	0.00	0.00	0.00	0.00	0.00
21 2900 610 001 955	BHS Shop	0.00	0.00	0.00	0.00	0.00	0.00	0.00
21 2900 610 001 970	BHS Library	0.00	0.00	0.00	0.00	0.00	0.00	0.00
21 2900 610 002 210	BE Band Resale	0.00	0.00	0.00	0.00	0.00	0.00	0.00
21 2900 610 002 550	BE Miscellaneous	0.00	0.00	491.53	0.00	(491.53)	0.00	(491.53)
21 2900 610 002 555	BE Yearbook	0.00	0.00	0.00	0.00	0.00	0.00	0.00
21 2900 610 002 590	BE Student Council	0.00	0.00	881.48	0.00	(881.48)	0.00	(881.48)
21 2900 610 002 975	BE Library	0.00	0.00	689.07	0.00	(689.07)	0.00	(689.07)
21 2900 610 003 215	PC Band Resale	0.00	0.00	0.00	0.00	0.00	0.00	0.00
21 2900 610 003 505	PC Student Council	0.00	0.00	0.00	0.00	0.00	0.00	0.00
21 2900 610 003 557	PC Miscellaneous	0.00	0.00	0.00	0.00	0.00	0.00	0.00
21 2900 610 003 558	PC Yearbook	0.00	0.00	0.00	0.00	0.00	0.00	0.00
21 2900 610 003 971	PC Library	0.00	353.59	1,700.67	0.00	(1,700.67)	0.00	(1,700.67)
21 2900 610 004 220	HE Band Resale	0.00	321.73	1,460.13	0.00	(1,460.13)	0.00	(1,460.13)
21 2900 610 004 510	HE Student Council	0.00	0.00	153.72	0.00	(153.72)	0.00	(153.72)
21 2900 610 004 560	HE Miscellaneous	0.00	0.00	1,242.66	0.00	(1,242.66)	0.00	(1,242.66)
21 2900 610 004 565	HE Yearbook	0.00	0.00	0.00	0.00	0.00	0.00	0.00
21 2900 610 004 995	HE Library	0.00	0.00	544.80	0.00	(544.80)	0.00	(544.80)
21 2900 610 005 101	BMS Athletics	0.00	0.00	698.39	0.00	(698.39)	0.00	(698.39)
21 2900 610 005 110	BMS Football	0.00	0.00	4,799.37	0.00	(4,799.37)	1,815.00	(6,614.37)
21 2900 610 005 112	BMS Track	0.00	0.00	0.00	0.00	0.00	0.00	0.00
21 2900 610 005 120	BMS Volleyball	0.00	0.00	1,783.80	0.00	(1,783.80)	0.00	(1,783.80)
21 2900 610 005 130	BMS Boys' Basketball	0.00	0.00	2,397.70	0.00	(2,397.70)	0.00	(2,397.70)
21 2900 610 005 140	BMS Girls' Basketball	0.00	900.00	1,440.00	0.00	(1,440.00)	0.00	(1,440.00)
21 2900 610 005 146	BMS Cross Country	0.00	0.00	1,409.78	0.00	(1,409.78)	0.00	(1,409.78)
21 2900 610 005 185	BMS Wrestling	0.00	989.25	2,390.20	0.00	(2,390.20)	385.00	(2,775.20)
21 2900 610 005 601	BMS FBLA	0.00	0.00	0.00	0.00	0.00	0.00	0.00
21 2900 610 005 803	BMS Robotics	0.00	0.00	0.00	0.00	0.00	0.00	0.00
21 2900 610 005 810	BMS PTO	0.00	0.00	0.00	0.00	0.00	0.00	0.00
21 2900 610 005 845	BMS Yearbook	0.00	0.00	515.70	0.00	(515.70)	100.00	(615.70)

Account Number	Account Description	Revised Budget	Expended During Month	Expenditures to Date	% of Budget	Balance at EOM	P/ O Outstanding	Unencumbered Balance
21 2900 610 005 860	BMS Engineering	0.00	0.00	0.00	0.00	0.00	0.00	0.00
21 2900 610 005 870	BMS Leadership Group	0.00	0.00	0.00	0.00	0.00	0.00	0.00
21 2900 610 005 872	BMS Service Club	0.00	0.00	0.00	0.00	0.00	0.00	0.00
21 2900 610 005 891	BMS Student Senate	0.00	105.77	419.54	0.00	(419.54)	0.00	(419.54)
21 2900 610 005 892	BMS Cooking Club	0.00	0.00	813.26	0.00	(813.26)	0.00	(813.26)
21 2900 610 005 893	BMS Miscellaneous	0.00	0.00	0.00	0.00	0.00	0.00	0.00
21 2900 610 005 916	BMS Music Resale	0.00	0.00	0.00	0.00	0.00	0.00	0.00
21 2900 610 005 951	BMS Tech & Living	0.00	0.00	0.00	0.00	0.00	0.00	0.00
21 2900 610 005 996	BMS Library	0.00	618.89	1,365.82	0.00	(1,365.82)	0.00	(1,365.82)
21 2900 610 006 221	AP Band Resale	0.00	0.00	1,033.42	0.00	(1,033.42)	0.00	(1,033.42)
21 2900 610 006 511	AP Student Council	0.00	0.00	338.00	0.00	(338.00)	0.00	(338.00)
21 2900 610 006 561	AP Miscellaneous	0.00	0.00	4,448.60	0.00	(4,448.60)	0.00	(4,448.60)
21 2900 610 006 566	AP Yearbook	0.00	0.00	0.00	0.00	0.00	0.00	0.00
21 2900 610 006 976	AP Library	0.00	0.00	672.43	0.00	(672.43)	105.87	(778.30)
21 2900 610 007 222	SE Band Resale	0.00	0.00	0.00	0.00	0.00	0.00	0.00
21 2900 610 007 512	SE Student Council	0.00	0.00	210.64	0.00	(210.64)	0.00	(210.64)
21 2900 610 007 567	SE Miscellaneous	0.00	0.00	0.00	0.00	0.00	0.00	0.00
21 2900 610 007 568	SE Yearbook	0.00	0.00	0.00	0.00	0.00	0.00	0.00
21 2900 610 007 972	SE Library	0.00	34.80	1,697.19	0.00	(1,697.19)	285.50	(1,982.69)
21 2900 610 008 102	BSMS Athletics	0.00	0.00	2,823.83	0.00	(2,823.83)	0.00	(2,823.83)
21 2900 610 008 121	BSMS Football	0.00	0.00	5,370.00	0.00	(5,370.00)	1,350.00	(6,720.00)
21 2900 610 008 122	BSMS Track	0.00	0.00	315.00	0.00	(315.00)	0.00	(315.00)
21 2900 610 008 123	BSMS Volleyball	0.00	0.00	1,430.00	0.00	(1,430.00)	0.00	(1,430.00)
21 2900 610 008 124	BSMS Boys' Basketball	0.00	0.00	3,000.00	0.00	(3,000.00)	0.00	(3,000.00)
21 2900 610 008 143	BSMS Girls' Basketball	0.00	1,080.00	2,028.85	0.00	(2,028.85)	72.00	(2,100.85)
21 2900 610 008 147	BSMS Cross Country	0.00	0.00	464.00	0.00	(464.00)	0.00	(464.00)
21 2900 610 008 186	BSMS Wrestling	0.00	602.95	4,664.44	0.00	(4,664.44)	0.00	(4,664.44)
21 2900 610 008 602	BSMS FBLA	0.00	0.00	0.00	0.00	0.00	0.00	0.00
21 2900 610 008 808	BSMS Robotics	0.00	0.00	0.00	0.00	0.00	0.00	0.00
21 2900 610 008 846	BSMS Yearbook	0.00	0.00	0.00	0.00	0.00	0.00	0.00
21 2900 610 008 861	BSMS Engineering	0.00	0.00	0.00	0.00	0.00	0.00	0.00
21 2900 610 008 871	BSMS Service Club	0.00	0.00	78.00	0.00	(78.00)	0.00	(78.00)
21 2900 610 008 894	BSMS Student Senate	0.00	0.00	137.96	0.00	(137.96)	150.00	(287.96)
21 2900 610 008 895	BSMS Cooking Club	0.00	0.00	491.52	0.00	(491.52)	0.00	(491.52)
21 2900 610 008 896	BSMS Miscellaneous	0.00	0.00	0.00	0.00	0.00	0.00	0.00
21 2900 610 008 917	BSMS Music Resale	0.00	0.00	0.00	0.00	0.00	0.00	0.00
21 2900 610 008 997	BSMS Library	0.00	690.14	1,515.21	0.00	(1,515.21)	0.00	(1,515.21)
2900	OTHER SUPPORT SERVICES	0.00	62,888.09	379,765.41	0.00	(379,765.41)	19,172.43	(398,937.84)
21	ACTIVITY FUND	0.00	62,888.09	379,765.41	0.00	(379,765.41)	19,172.43	(398,937.84)

Account Number	Account Description	Revised Budget	Expended During Month	Expenditures to Date	% of Budget	Balance at EOM	P/ O Outstanding	Unencumbered Balance
22	STUDENT FEE FUND							
2190	OTHER PUPIL SUPPORT SERVICES							
22 2190 340 000 670	REPAIRS	0.00	0.00	3,966.14	0.00	(3,966.14)	0.00	(3,966.14)
22 2190 610 000 670	SUPPLIES	0.00	0.00	38.56	0.00	(38.56)	0.00	(38.56)
2190	OTHER PUPIL SUPPORT SERVICES	0.00	0.00	4,004.70	0.00	(4,004.70)	0.00	(4,004.70)
22	STUDENT FEE FUND	0.00	0.00	4,004.70	0.00	(4,004.70)	0.00	(4,004.70)

Account Number	Account Description	Revised Budget	Expended During Month	Expenditures to Date	% of Budget	Balance at EOM	P/ O Outstanding	Unencumbered Balance
25	BOND FUND							
5000	DEBT SERVICES							
25 5000 831 000	REDEMPTION OF PRINCIPAL	0.00	0.00	2,328,459.51	0.00	(2,328,459.51)	0.00	(2,328,459.51)
25 5000 832 000	DEBT SERVICE INTEREST	0.00	0.00	2,650,000.00	0.00	(2,650,000.00)	0.00	(2,650,000.00)
25 5000 833 000	BOND ISS & OTHER DEBT-RELATED COSTS	0.00	0.00	2,400.00	0.00	(2,400.00)	0.00	(2,400.00)
25 5000 890 000	OTHER MISC EXPENSES	0.00	0.00	0.00	0.00	0.00	0.00	0.00
5000	DEBT SERVICES	0.00	0.00	4,980,859.51	0.00	(4,980,859.51)	0.00	(4,980,859.51)
25	BOND FUND	0.00	0.00	4,980,859.51	0.00	(4,980,859.51)	0.00	(4,980,859.51)

Account Number	Account Description	Revised Budget	Expended During Month	Expenditures to Date	% of Budget	Balance at EOM	P/ O Outstanding	Unencumbered Balance
Grand Total:		56,980,007.00	7,007,030.59	42,445,700.53	74.75	14,534,306.47	149,191.80	14,385,114.67

	<u>PIK/Gross</u>	<u>Amount</u>	<u>Expense/ Employer</u>	<u>Adjustment Amount</u>	<u>Check Total</u>	<u>Payee ID</u>	<u>Payee Name</u>	
Checking Account ID: GENERAL								
ADD								
ACTDRIVE Activity Driver			6,732.46					
ACTIVITY Activity			9,924.65					
ADSUPSUBBE Admin Support Sub BE			454.28					
BEREAVE Bereavement			308.88					
CIVIL Civil			108.16					
CREDITREC Credit Recovery			436.41					
CURR1 Curriculum Work			1,480.52					
GERTDRIV Route Driver			20,165.49					
HOURLY Hourly			275,022.63					
INHOUSE In-House Sub			1,162.00					
OT Overtime			14,894.01					
OT1 Overtime Act			303.98					
PARASUB Substitute Paraprofessional			5,308.27					
PERSONAL Personal			1,976.67					
SATURDAY Saturday School			117.50					
SICK Sick			11,123.84					
SPDRIVE Sped Driver			20,717.46					
SUB Substitute			59,150.00					
SUBLT Substitute Long Term			7,615.00					
SUMMSCHO Summer School			141.60					
TECH1 Technology			200.84					
VACATION Vacation			5,644.10					
			442,988.75					
CONTRACT								
C01 Contract			2,104,963.01					
C02 Contract			669.82					
EXTRADUTY1 Extra Duty			42,906.47					
EXTRADUTY2 Extra Duty			13,499.62					
EXTRADUTY3 Extra Duty			4,585.10					
EXTRADUTY4 Extra Duty			997.20					
EXTRADUTY5 Extra Duty			243.91					
INLIEU Cash in lieu			51,776.75					
LONGEVITY Longevity			3,812.97					
LTD Long Term Disability			5,324.50					
PHONESTIP Cell Phone Stipend			90.00					
			2,228,869.35					
DEDUCTION								
403B TSA 403b		6,292.61			6,292.61	403B	403B Consultants LLC	A
403BROTH 403b Roth		2,160.00			2,160.00	403B	403B Consultants LLC	A
AFLAC AFLAC		168.39			168.39	AFLAC	Aflac	A
CAFEMED Med Reimb FSA		7,696.33			7,696.33	BPSSECT125	BPS Section 125 Plan	
CAICGROUP CAIC Group		126.83			126.83	AFLACGROUP	Aflac Group Insurance	
CREDITMGMT Garnishment		483.75			483.75	CREDMGMT	CREDIT MANAGEMENT SERVICES, INC.	
DENTAL Dental		17,880.51	20,630.53		38,511.04	BCBS	Blue Cross/Blue Shield of NE	
DEPCARE Dep Care FSA		7,837.60			7,837.60	BPSSECT125	BPS Section 125 Plan	
HEALTHINS Health Insur			544,327.88		544,327.88	BCBS	Blue Cross/Blue Shield of NE	
HORMANLIFE H.Mann Life		419.94			419.94	HORMANLIFE	Horace Mann Life Insurance Company	
LTDISAB Long Term Disab		5,324.50			5,324.50	MADNATL	Madison National Life Ins. Co., Inc.	
MISSTRUST Missed Trustmk		19.43			19.43	TRUSTMARK	TRUSTMARK VOLUNTARY BENEFIT SOLUTIONS INC	
NECHLDSPTT Child Sppt		365.00			365.00	NECHLDSPTT	NCSPC	
NFMGARN Garnishment		1,705.67			1,705.67	NFMGARN	NEBRASKA FURNITURE MART	
NISLIFE Life			1,073.10		1,073.10	NISLIFE	Madison National Life Ins. Co, Inc	
NISVOLLIFE Vol Life		1,533.35			1,533.35	NISLIFE	Madison National Life Ins. Co, Inc	
SECURBENE Sec Ben 403b		3,294.15			3,294.15	SECURBENE	SECURITY BENEFIT	
STANDACCID Accident		2,807.71			2,807.71	STANDARD	Standard Insurance Company	

	<u>PIK/Gross</u>	<u>Amount</u>	<u>Expense/ Employer</u>	<u>Adjustment Amount</u>	<u>Check Total</u>	<u>Payee ID</u>	<u>Payee Name</u>	
STANDCRIT Critical		2,133.60			2,133.60	STANDARD	Standard Insurance Company	
STANDHOSP Hospital		1,531.23			1,531.23	STANDARD	Standard Insurance Company	
SURENCYEYE Vision		2,948.32			2,948.32	SURENCY	Surency Life and Health	
TEAMMATES Teammates		511.00			511.00	TEAMMATES	TEAMMATES	
TRUSTMARK Trustmark		3,600.27			3,600.27	TRUSTMARK	TRUSTMARK VOLUNTARY BENEFIT SOLUTIONS INC	
		<u>68,840.19</u>	<u>566,031.51</u>	<u>0.00</u>	<u>634,871.70</u>			
<b>INDIVIDUAL BANK ACCOUNT DEDUCTION</b>								
HSA HSA	478,809.71	16,064.87	24,649.88		40,714.75			D
		<u>16,064.87</u>	<u>24,649.88</u>	<u>0.00</u>	<u>40,714.75</u>			
<b>RET DEDUCTION</b>								
NPERS Retirement	2,522,740.58	201,819.20	185,421.42		387,240.62	BPSBUS	BPS Business Account	
NPERSINC Retirement	2,522,740.58		18,416.00		18,416.00	BPSBUS	BPS Business Account	
		<u>201,819.20</u>	<u>203,837.42</u>	<u>0.00</u>	<u>405,656.62</u>			
<b>TAX</b>								
FIT FIT	2,407,729.29	184,260.63			184,260.63	EFTPS	ELECTRONIC FEDERAL TAX PAYMENT SYSTEM	A
FUTA FUTA	2,671,858.10							
MEDICARE MEDICARE	2,619,135.25	37,977.55	37,977.55		75,955.10	EFTPS	ELECTRONIC FEDERAL TAX PAYMENT SYSTEM	A
SITNE SIT NE	2,407,554.29	74,256.97			74,256.97	BPSBUS	BPS Business Account	
SOCSEC SOC SEC	2,619,135.25	162,386.59	162,386.59		324,773.18	EFTPS	ELECTRONIC FEDERAL TAX PAYMENT SYSTEM	A
SUTANE SUTA NE	2,671,858.10							
WCNE WORK COMP NE	2,671,858.10							
		<u>458,881.74</u>	<u>200,364.14</u>	<u>0.00</u>	<u>659,245.88</u>			
						Net Pay:	1,926,252.10	
						Cash Total:	3,666,741.05	
Non - FIT Taxable Deductions		264,128.81						
Non - SIT Taxable Deductions		264,128.81						
Non - SOC SEC Taxable Deductions		52,722.85						
Non - MEDICARE Taxable Deductions		52,722.85						
Direct Deposits		1,966,966.85						
Automatic Payments		593,609.91						
Adds + Contracts + Deduction Adds		2,671,858.10						

	<u>PIK/Gross</u>	<u>Amount</u>	<u>Expense/ Employer</u>	<u>Adjustment Amount</u>	<u>Check Total</u>	<u>Payee ID</u>	<u>Payee Name</u>	
Checking Account ID: HOTLUNCH								
<b>ADD</b>								
BEREAVE Bereavement			111.48					
COOKSUB Substitute Cook			5,170.10					
HOURLY Hourly			61,753.21					
PERSONAL Personal			572.92					
SICK Sick			2,657.03					
			<u>70,264.74</u>					
<b>CONTRACT</b>								
C01 Contract			7,562.19					
INLIEU Cash in lieu			936.44					
LTD Long Term Disability			131.51					
			<u>8,630.14</u>					
<b>DEDUCTION</b>								
DENTAL Dental		233.38	253.09		486.47	BCBS	Blue Cross/Blue Shield of NE	
HEALTHINS Health Insur		712.08	4,981.63		5,693.71	BCBS	Blue Cross/Blue Shield of NE	
LTDISAB Long Term Disab		131.51			131.51	MADNATL	Madison National Life Ins. Co., Inc.	
NISLIFE Life			70.35		70.35	NISLIFE	Madison National Life Ins. Co, Inc	
NISVOLLIFE Vol Life		125.82			125.82	NISLIFE	Madison National Life Ins. Co, Inc	
STANDACCID Accident		184.10			184.10	STANDARD	Standard Insurance Company	
STANDCRIT Critical		150.40			150.40	STANDARD	Standard Insurance Company	
STANDHOSP Hospital		50.75			50.75	STANDARD	Standard Insurance Company	
SURENCYEYE Vision		108.34			108.34	SURENCY	Surency Life and Health	
TRUSTMARK Trustmark		123.78			123.78	TRUSTMARK	TRUSTMARK VOLUNTARY BENEFIT SOLUTIONS INC	
		<u>1,820.16</u>	<u>5,305.07</u>	<u>0.00</u>	<u>7,125.23</u>			
<b>RET DEDUCTION</b>								
NPERS Retirement	72,656.83	5,812.54	5,340.28		11,152.82	BPSBUS	BPS Business Account	
NPERSINC Retirement	72,656.83		530.39		530.39	BPSBUS	BPS Business Account	
		<u>5,812.54</u>	<u>5,870.67</u>	<u>0.00</u>	<u>11,683.21</u>			
<b>TAX</b>								
FIT FIT	72,028.54	1,901.41			1,901.41	EFTPS	ELECTRONIC FEDERAL TAX PAYMENT SYSTEM	A
FUTA FUTA	78,894.88							
MEDICARE MEDICARE	77,841.08	1,128.67	1,128.67		2,257.34	EFTPS	ELECTRONIC FEDERAL TAX PAYMENT SYSTEM	A
SITNE SIT NE	72,028.54	1,257.15			1,257.15	BPSBUS	BPS Business Account	
SOCSEC SOC SEC	77,841.08	4,826.16	4,826.16		9,652.32	EFTPS	ELECTRONIC FEDERAL TAX PAYMENT SYSTEM	A
SUTANE SUTA NE	78,894.88							
WCNE WORK COMP NE	78,894.88							
		<u>9,113.39</u>	<u>5,954.83</u>	<u>0.00</u>	<u>15,068.22</u>			
						Net Pay:	62,148.79	
						Cash Total:	96,025.45	
Non - FIT Taxable Deductions		6,866.34						
Non - SIT Taxable Deductions		6,866.34						
Non - SOC SEC Taxable Deductions		1,053.80						
Non - MEDICARE Taxable Deductions		1,053.80						
Direct Deposits		62,148.79						
Automatic Payments		13,811.07						
Adds + Contracts + Deduction Adds		78,894.88						



# Bennington Public Schools Elementary Board Report

*The mission of the Bennington Public Schools is to provide opportunities in a safe, caring environment that will prepare all students to meet the challenges of the future.*

Date: March 9, 2026

Anchor Pointe Elementary- Chad Boyes, Megan Christensen

Bennington Elementary - Danielle Robb

Heritage Elementary - Katie Woodrich

Pine Creek Elementary - Alison Dellwo, Krista Bendell


Stratford Elementary - Craig Theis

## Kindness Week:

During the month of February, Stratford Elementary celebrated Kindness Week with a variety of activities focused on promoting positivity and connection across our school. Students enjoyed themed dress-up days, participated in a schoolwide Coin War, and helped create a special Kindness Video. In the video, students were recorded sharing something kind about each staff member, which meant a great deal to our team. It was a fun week for our students and a meaningful reminder of how important it is to intentionally recognize and support one another.

## 3rd Grade Unit 7: Astronomy: Our Solar System and Beyond

The Stratford Elementary third grade recently concluded Unit 7: Astronomy: Our Solar System and Beyond. The unit focused on developing a foundational understanding of celestial bodies, gravity, and the history of space exploration. To ensure high levels of engagement and mastery, they ended the unit with an interactive scavenger hunt where students worked with partners and scanned QR codes using Ipads to answer questions and apply what they learned throughout the unit about comparing and contrasting and finding the main idea of a paragraph. The students loved it!



## Parent-Teacher Conferences:

Second semester parent-teacher conferences were held on February 10 and 11. Thank you to all of our families who took the time to attend and partner with us in supporting their child's learning. We appreciate the continued collaboration between home and school. Elementary attendance percentages are listed below, along with a comparison between first and second semester participation rates.



# Bennington Public Schools Elementary Board Report

	Anchor Pointe	Bennington	Heritage	Pine Creek	Stratford
PT Conference Percentage #'s	Fall: 99% Winter: 99%	Fall: 99% Winter: 99%	Fall: 97% Spring: 98%	Fall: 99% Spring: 98%	Fall: 99% Winter: 99%

### Read Across America Week:

Read Across America Week was celebrated March 2–6 across our elementary buildings, with each school planning a variety of activities to promote a love of reading. Our Student Council created fun dress-up day themes that added extra excitement and school spirit throughout the week. We would also like to extend a sincere thank you to the many guest readers who volunteered their time to read with our students and help make the week a special experience for everyone.

## Middle School News



### Spring Conferences Held

25-26 BSMS Parent-Teacher Conferences (Spring)					
	Tuesday	Wednesday	Total	Total in Grade	Percentage
6th Grade	68	54	122	229	53.28%
7th Grade	40	36	76	195	38.97%
8th Grade	45	27	72	216	33.33%
<b>Total</b>	<b>153</b>	<b>117</b>	<b>270</b>	<b>640</b>	<b>42.19%</b>

25-26 MS Parent Teacher Conferences-Spring					
	DAY 1	DAY 2	Total	Total In Grade	Percentage
6th Grade	44	34	78	157	49.68%
7th Grade	55	29	84	148	56.76%
8th Grade	31	27	58	153	37.91%
<b>Total</b>	<b>130</b>	<b>90</b>	<b>220</b>	<b>458</b>	<b>48.03%</b>

### Quiz Bowl Competes

On February 2nd, select Quiz Bowl HAL students from Bennington Middle School and Bennington South Middle School competed in a 32-team competition. One team advanced to the top 12, and another team earned an impressive 4th-place finish. Thank you, Ms. Fitzgerald, for helping prepare and providing these opportunities for our students!



### 8<sup>th</sup> Grade Band Joins BHS Band

On February 3rd, BMS and BSMS 8th grade band students had the opportunity to perform alongside the Bennington High School pep band at the varsity basketball game. Thank you, Mr. Barada, for organizing this opportunity for our students.



### National History Day

Bennington Middle School had an impressive showing at the Omaha District National History Day Competition on February 27. Twelve students competed with nine projects, and students placing in the top three advanced to the state competition on April 25 at Nebraska Wesleyan University. First-place honors went to Karsyn Cook (Junior Individual Performance), Payton Combes and Valeriya Bridgeford (Junior Group Performance), Layne Winkel (Junior Individual Website, also earning the Douglas County Museum Award), and Evelyn Olson (Junior Individual Exhibit, also earning the Joslyn Art Museum Award). Second-place finishers included Destinee Badjaglana and Alivia Meredith (Junior Group Performance), Luke Backhuus (Junior Individual Website), Makenzie Jacobs (Junior Individual Exhibit), and Amiyah Digilio White and Madeline Uggen (Junior Group Exhibit). We are proud of all 12 students for their dedication and outstanding work.



# **BENNINGTON SENIOR HIGH SCHOOL**

**16610 Bennington Road  
Bennington, NE 68007**

To: Board of Education

From: Greg Lamberty, Bennington High School Principal

Date: March 9, 2026, Board Meeting

## **UPDATES**


- Spring Parent-Teacher Conference Attendance: 48 parents on February 9 and 99 parents on February 11. Total 147 out of 1,072 = 14% attendance. 2025 attendance was 13%.
- 272 families (out of 370) attended 8<sup>th</sup> grade registration on Monday, February 16 which is 76% of the projected enrollment for the class. The remaining 91 forms were given to the middle schools to complete the class registration process for incoming 9<sup>th</sup> graders by March 12.
- The BHS Boys Wrestling Team finished as Class B runner-up at the State Dual Championships on February 7 in Kearney and at the State Individual Wrestling Championships in Omaha on February 21.
- Maren McIlroy and Mia Anderson represented BHS Girls Wrestling at the State Individual Wrestling Championships. Anderson won her second consecutive gold and McIlroy went 1-2.
- BHS Cheer finished as the Class B Traditional Tumbling Division Champion & earned 3<sup>rd</sup> place in the Non-Tumbling Division at the State Championships in Grand Island on February 19
- BHS Dance finished 5<sup>th</sup> in the Pom Division and 3<sup>rd</sup> place in the Hip-Hop Division at the 2026 State Championships in Grand Island.
- BHS Girls Basketball won the B-2 District Championship and participated in the State Tournament in Lincoln from March 5 through March 7.
- BHS Boys Basketball won the B-4 District Championship and will participate in the State Tournament in Lincoln March 12 through March 14.
- A special thank you to BPS Bus Driver, Mr. Darren Cobb, for volunteering his time to drive 9<sup>th</sup> grade drivers from the east (bus barn) lot up to BHS every morning for the past three months. Mr. Cobb transports approximately 50 students each morning after completing his regular route.
- BHS unified athletes & PE class are participating in the Special Olympics Basketball Tournament hosted by Creighton University on March 15, 2026.
- Congratulations to the 2026 Intramural Basketball Association Champions Dunk Dynasty – team members Brandt Schmidt, Brendan Da Luz, Brett Langan, Kellen Mlnarik, Will Gutz, and Dominic Driggs.
- March is National Athletic Trainer Appreciation Month. BPS appreciates the partnership with Children’s Hospital, who provides Athletic Trainers, Mrs. Elizabeth LaBombard, to our student-athletes throughout the NSAA seasons.
- The 2025 Spring Musical, *Mamma Mia*, will be performed on March 20 @ 7pm, March 21 @ 7pm, and March 22 @ 1pm & 5pm at the BHS Fine Arts Center.

- March 24, 2026, is the designated date for BHS to administer the state-mandated ACT to 11<sup>th</sup> grade students. Additionally, 9<sup>th</sup> & 10<sup>th</sup> grade students will participate in the PreACT. Seniors in good standing academically and behaviorally are excused for the day.
- State Speech is scheduled for Wednesday, March 27 at the University of Nebraska-Kearney. BHS participates in Districts on Saturday, March 14 at Lincoln East. Additionally, the speech team has national qualifiers in will compete in the National Speech & Debate tournament in Kansas City in May.
- Course registration is underway for the 2026-27 school year. Counselors are available to meet with parents & students March 9, March 11, and March 17 from 6:00-8:00pm at BHS.

**Social Media Celebrations for Bennington High School:**



BHS Cheer – 2026 Class B Tumbling Champions



Mia Anderson – 110 pound Class A Champion (2-time champion)



BHS Boys Wrestling – State Dual & Team Runner-up. Brayden Kreikemeier 144 lb. Class B State Champion.



Dunk Dynasty – 2026 IBA Champions: Dominic Driggs, Kellen Mlnarik, Brandt Schmidt, Nico Smith, Brendan da Luz.



Girls Basketball B-2 District Champions & State Qualifiers. Undefeated regular season 23-0.



Boys Basketball B-4 District Champions & State Qualifiers.





**DANIEL BOMBECK**

Director of Student Services

**KATHRYN SINDELAR**

Asst. Director of Student Services

### Early Childhood Updates

## Bennington Public Schools Preschool Program

### CLASSROOM MAKE UP:

Our preschool classrooms are designed to be **safe, supportive, and inclusive** learning environments for all children.

Each classroom is staffed with a **qualified teaching team** to ensure children receive the attention, supervision, and support they need throughout the day. Additional staff are present to support learning, routines, and individual needs as appropriate.

Our program uses an **inclusive peer model**, meaning classrooms include a mix of children who receive special education services and same-age peer models. This approach supports social development, communication, and learning through natural peer interactions in a developmentally appropriate setting.

We believe this inclusive classroom structure benefits **all children** by fostering friendships, independence, and a strong sense of belonging.

### PROGRAM STRUCTURE

Each preschool day follows a **predictable and balanced routine** designed to help children feel safe, engaged, and ready to learn. Children participate in a mix of teacher-guided activities and child-led play throughout the day.

A typical day may include:

- Circle time
- Learning centers and play-based exploration
- Small group activities
- Read-alouds, music, and movement
- Snack time
- Gross motor play



Early childhood teams are busy preparing for upcoming transitions from the home-based Birth-3 program to preschool and from preschool to kindergarten. This year, our early childhood department has focused on streamlining this transition process for our students and families.

Children transitioning from home-based Birth–3 services to one of our preschool classrooms will have the opportunity to visit the preschool classrooms this spring with their families. In addition, group sessions will be held over the summer to help acclimate children to the routine of coming to school and participating in group classroom activities. New this year, our Birth–3 and preschool staff have collaborated to create a Frequently Asked Questions document and a series of videos for parents of students entering our preschool program for the first time. These resources are intended to support families as their children transition from home-based services into school, providing an opportunity for both children and families to see videos of their preschool teachers, classrooms, playground, etc.

Preschool teachers work closely with the kindergarten teams at each of our elementary schools to ensure a smooth transition for students with special education needs. Kindergarten case managers visit the preschool to observe students, preschool teachers invite elementary teams to Individualized Education Plan (IEP) meetings, and preschool and school-age case managers collaborate to write appropriate goals that bridge the transition from preschool to kindergarten.

By planning for these milestone changes, our teams ensure that each child and family have opportunities to experience teachers and classrooms, ask questions, and feel more prepared for the transition to the next stage of their child's education.

**Dr. Shannon Thoendel**  
Director of Elementary Education

**Mr. Jimmy Feeney III**  
Director of Secondary Education

March 9th, 2026

### ASSESSMENT

#### SPRING TESTING WINDOWS

##### Statewide Assessments

###### **ELPA** - English Language Proficiency Assessment

- K-12th grade English Language Learners
- January 26th to March 12th

###### **NSCAS General & NSCAS Alternate** - Nebraska Student-Centered Assessment System (NSCAS)

- 3rd-8th grade students in ELA and Math
- 5th and 8th grade students in Science
- March 23rd to April 24th

###### **ACT and PreACT** - American College Test

- 11th grade students take the ACT
- 9th grade students take the 8/9 PreACT and 10th grade students take the PreACT
- March 24th - Tuesday Early Release Day

##### District Assessments

- K-8th grade MAP Growth Assessment in Reading and Math - March 23rd to May 15th
- K-5th grade mCLASS Reading Assessment - April 27th to May 15th
- 5th grade Math Placement Assessment - March 23rd to March 27th
- High School AP Exams - May 4th to May 15th

### SUMMER SCHOOL

#### JUNE 1st - JUNE 19th

Summer school takes place at each level starting June 1st and ending June 19th.

- High School:
  - Any student who is in need of credit recovery or behind on graduation requirements can attend. Summer school is ONLY for current BHS students actively enrolled at the school.
  - High School Summer School will be offered at Bennington High School, Monday to Thursday from 8:00AM-12:00PM. An optional Friday session is available for students as well.
- Middle School:
  - 6th-8th grade students are invited based on their current academic performance, attainment of end of the year standards, and teacher recommendations.
  - Middle School Summer will be offered at Bennington South Middle School, Monday to Friday from 8:30-11:30AM.
- Elementary School:
  - K-5th grade students are invited for an opportunity to enhance their reading and math abilities. The Nebraska Reading Improvement Act requires students who do not meet certain thresholds to receive an invitation. Other students are invited based on their current academic performance and attainment of end of the year standards.
  - Elementary Summer School will be offered at Anchor Pointe Elementary and Heritage Elementary, Monday to Friday from 8:30 to 11:30AM



**Dr. Shannon Thoendel**  
Director of Elementary Education

**Mr. Jimmy Feeney III**  
Director of Secondary Education

### PROFESSIONAL LEARNING

#### SNOW DAY PROFESSIONAL LEARNING

The second snow day of the year is identified as a remote in-service day for certified staff. To meet the in-service day requirement, the teaching staff engages in professional learning by selecting sessions from an On-Demand PD Matrix or choosing a specific online PD training, webinar, reading, or video aligned to their Professional Learning Plan. Upon completing the professional development, staff reflect upon their learning and submit a synopsis. Items such as college credit/graduate work and tasks within the regular expected scope of work do not count towards professional development. The development of the BPS On-Demand Professional Development Matrix was a collaborative effort between the curriculum and technology departments. The Matrix currently has 112 offerings, where individuals can sort among topics, levels, length, and format to customize their own growth experience.

BPS On-Demand Professional Development
Reset
Share
⋮

### BPS On-Demand Professional Development

Please engage in 120 minutes of professional learning by selecting sessions from the Professional Development Matrix below. Upon completing 120 minutes of professional development, you must reflect upon your learning using the [Google Form](#). You are **required** to submit the form 5 days after an inclement weather school cancellation.

**Filter Choices**

Resource Format ▼

Resource Provider ▼

Topic ▼

Length Filter ▼

You may also filter by selecting a School Level Below.

**Resource Lengths**

- **"Varies" Resources:**
  - Multi-part items with mixed segment lengths.
- **Quick Bites (< 15 Mins):**
  - Rapid refreshers and topic intros.
- **Short Sessions (15-30 Mins):**
  - Single-topic focus; fits into a short break.
- **Focused Learning (31-60 Mins):**
  - In-depth exploration (e.g., webinars, podcasts).
- **Deep Dive (> 60 Mins):**
  - Comprehensive coverage of complex subjects.

Select Yes to Filter Resources by School Level Alignment

Early Childhood? ▼

Elementary? ▼

Middle School? ▼

High School? ▼

Resource Title	Description	Resource Format	Topic	Resource Provider	Time	PreK	K-5	6-8	9-12	Access Link
How to Write measurable IEP Goals	NDE How To: Write measurable IEP Goals-Tips and guidance for writing IEP goals and instructional objectives/benchmarks for both long and short-term documents by the Nebraska Department of Education, Office of Special Education.  TA Document Est. Reading Time: 60 Minutes	Article/Text	Special Education	NDE SPED	60					<a href="https://www.education.ne.gov/wp-content/uploads/2022/04/Writing-Measurable-Goals_Final-SPED.pdf">https://www.education.ne.gov/wp-content/uploads/2022/04/Writing-Measurable-Goals_Final-SPED.pdf</a>
2022 Nebraska CCR Math Standards Key Shifts	ESU3-2022 Nebraska CCR Math Standards Key Shifts-ESU3 module provides guidance on strategies to incorporate to address the instructional shifts needed for implementing Nebraska's 2022 College and Career Ready Mathematics Standards. 15 Minutes	Online Course/Module	Mathematics	ESU #3	15					<a href="https://learnonline.esu3.org/LearnOnline/Sites/Key%20Instructional%20Shifts%20for%20Mathematics/story.html">https://learnonline.esu3.org/LearnOnline/Sites/Key%20Instructional%20Shifts%20for%20Mathematics/story.html</a>
7 Ways to	7 Ways to Show Students Their Academic	Article/Text	Data/Achievement	EduTopia	20					<a href="https://www.edutopia.org">https://www.edutopia.org</a>

**Dr. Shannon Thoendel**  
Director of Elementary Education

**Mr. Jimmy Feeney III**  
Director of Secondary Education

### MIDDLE SCHOOL SCHEDULE MODIFICATIONS - 2026-2027

#### SCHEDULING AND GRADING PERIOD

The Board Curriculum Committee, on February 16th, approved modifications to middle school scheduling and grading period structures for the 2026-2027 school year. These modifications are targeted structural adjustments that preserve what matters most while improving efficiency, instructional quality, and long-term viability. This includes ensuring guaranteed access to all core academic content areas, including English, Reading, Mathematics, Science, and Social Studies and offering robust exploratory programming for all students in grades 6th, 7th and 8th grade.

- Transition select 6th and 7th grade exploratory offerings (e.g., PE and T&L) to a hexter (six-week) rotation model, similar to how it is offered currently in 8th grade
  - Rationale:
    - Preserve current student opportunities while implementing a revised structure
    - Provide greater flexibility to better align staffing, space, and instructional priorities
- Offer High Ability Learning (HAL) as an exploratory/elective option during select six-week rotations for qualifying students
  - Rationale:
    - Increase instructional time per session, approximately 42 minutes
    - Smaller, more manageable HAL class sizes
    - Increase student choice and expand academic offerings within exploratory courses
- Adjust core academic classes to quarter-based (nine week) grading periods, while maintaining hexter-based (six week) grading periods for exploratory courses.
  - Rationale:
    - Allow sufficient time for core classes to provide multiple meaningful summative assessments, reteaching, and reassessment under the revised grading framework
    - Provide a more accurate representation of student learning over time in core classes
    - Maintain hexter grading periods with exploratory courses to facilitate a variety of exploratory experiences



Bennington Public Schools Board Report  
Matt Blomenkamp  
Assistant Superintendent of Operations

To: Board of Education  
Date: March 9, 2026, Board Meeting

I have continued to communicate to our staff about the current jobs that are posted, information on how to apply for a transfer if they choose, and what steps they can take to apply for open jobs in the district. Current certified positions that are open include:

Special Education – Elementary and High School  
High School Math  
Elementary Teachers

Currently we have seven open bus driving position, one mechanic position, four open paraprofessional positions, and two open food service positions in the district.

Other items in the assistant superintendent's office are of importance:

- Intent to return letters were sent out to all certified staff this past week. They are due back to the business office by March 15, 2026.
- Tim Jacoby resigned as our baseball coach on February 27, 2026. Collin McClain and Scott Heese will Co-Head Coach the team this spring.

Update at construction site at Bennington High School #2:

Areas F, G & H (Classroom Wings)-

Footings/ Foundations completed in all areas.

Structural Steel in Area F will be erected and getting detailed. Detailing will take a couple more weeks.

Structural Steel in Area G will begin erection.

Areas B & C (Gym Box)-

Footings/Foundations completed in all areas.

Precast- Being erected in Area B then move to Area C.

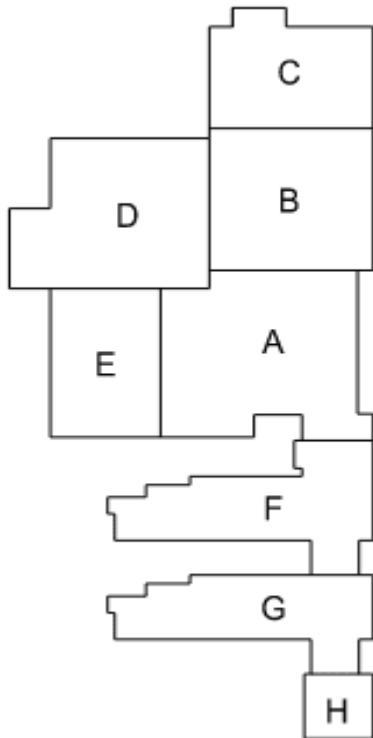
Area A- (Commons)-

This will be our next Area we move to for foundations.

Site Utilities-

The south and west side of the school will be completed with Storm and Water lines.

Below is a map of the school which indicates the Area Letters.







# Superintendent Report

March 2026

## State Apportionment

The State Apportionment payment was received in February. This is significant as it constitutes a substantial state-funded line item within our revenue forecasts. The data used for the state to determine this amount is based on the census of children aged five to 18 living within the district. The Nebraska Department of Education has established the distribution per census child at approximately \$217.69. This reflects a \$96.99 decrease compared to the previous year.

Bennington's total state apportionment receipt for the 2025-26 school year is \$1,189,004, which is slightly below the estimated \$1,200,000 at the beginning of the year. Our census count was 5,193, which is an increase of 269 students from the 2024-25 school year.

## Kindergarten Numbers

Each year, the district conducts a historical data analysis to help predict kindergarten enrollment based on registration dates. We typically wait until the end of February, as that date provides a clearer understanding and estimate of class enrollment. The analysis utilizes monthly registration numbers and compares them to the final totals. We also conducted a similar analysis for each building, recognizing that registration submissions vary across elementary schools. The analysis involved averaging enrollment data from the past five years to provide a more accurate estimate of the percentage of completed registrations. BELOW are the estimated kindergarten registrations for each building and for the district as of the end of February:

<b>Building</b>	<b>Registrations Thru 3/1</b>	<b>Estimated Percent of Total Registrations</b>	<b>Estimated Kindergarten Enrollment for 26-27</b>
Anchor Pointe (5)	50	75.83%	66
Bennington (3)	31	78.34%	40
Heritage (3)	43	62.78%	68
Pine Creek (4)	55	78.84%	70
Stratford (3)	50	70.89%	71
<b>DISTRICT (18)</b>	<b>229</b>	<b>74.13%</b>	<b>315</b>

If we wait until the end of March, the analysis projects that total enrollment will be almost 85% completed. So, in a few weeks, we should feel significantly more confident about what these numbers could look like for the upcoming school year. As of right now, there is still a possibility of considerable change.

## Final Day of School

Bennington Public Schools will **not** be adding make-up days at the end of the school calendar for snow and cold weather closures this year. If we end up with over six lost instructional days, we may need to adjust the calendar on early out or late year in-service days, but we are hopeful that won't be needed. The district has sufficient instructional hours to meet state requirements with the addition of remote learning days.

Barring any significant weather that creates four more closures, the **last day for students is scheduled for May 22.**

## Curriculum Committee Notes February 16, 2026

The Curriculum Committee of the Bennington Board of Education met on February 16, 2026, at 5:00 PM in the 1940 Board Room. Board members present were Kara Neuverth, Joe Pick, and Steve Shannon. The administrators in attendance were Dr. Plas, Dr. Thoendel, and Mr. Feeney.

Dr. Plas shared an update on the anticipated revenues for the 2026-2027 school year. Based on current budget projections, there is capacity to move forward with consideration and potential approval of personnel and curriculum proposals. The district continues to project conservative valuation growth for the upcoming school year, with estimates expected at the end of March.

The Committee reviewed seven personnel proposals that received strong support through the ranking process. Discussion centered on resource efficiency and the potential impact of each proposal on the learning environment. The administration adjusted the proposals in consideration of budget constraints while maintaining existing programming.

The Curriculum Committee unanimously recommends the following proposal for approval during the March Board of Education Meeting, pending the release of funds by the Building and Finance Committee:

Proposal Number	Name	Description	Personnel Costs	Curriculum Costs	Notes
#29	0.2 FTE Art Teacher	Adding .2 FTE art teacher to Anchor Pointe Elementary would allow for 27+ sections	\$0	\$0	See PE teacher notes below
#30	0.5 FTE Music Teacher	Adding .5 FTE music teacher to Anchor Pointe Elementary would allow for 27+ sections	\$14,835	\$0	Modified to 0.2 FTE add to the current staff to equal 0.7 FTE
#31	0.5 FTE PE Teacher	Adding .5 FTE PE teacher to Anchor Pointe Elementary would allow for 27+ sections	\$22,190	\$0	Modified to 0.3 FTE PE and 0.2 FTE Art add to the current staff to equal 1.0 FTE
#32	0.5 FTE Counselor	Adding .5 FTE Counselor to Anchor Pointe Elementary would allow for 27+ sections	\$0	\$0	Modified to 0.2 FTE add to the current staff to equal 0.7 FTE No cost, as 0.2 FTE will be reallocated to the counseling position
#33	0.5 FTE Media Specialist	Adding .5 FTE Media Specialist to Anchor Pointe Elementary would allow for 27+ sections	\$10,133	\$0	Modified to 0.2 FTE add to the current staff to equal 0.7 FTE
#21	6th Grade Teacher BMS	Additional 6th grade teacher at BMS to support growth.	\$94,672	\$5,000	Adding back in a 6th grade teacher that was eliminated last year due to a dip in enrollment
<b>Total Proposed Costs</b>		<b>General Fund (2026-27) – \$146,830</b>			

Proposal #45, Network Administrator, was placed on hold until the March meeting with the understanding that this proposal is of priority for consideration. The estimated cost for the six proposals is \$146,830. The funds would be allocated from the 2026-27 General Fund budget.

The final topic of the evening was middle school scheduling and grading period considerations for the 2026-2027 school year. Mr. Feeney presented proposed scheduling modifications that preserve current student opportunities while implementing a revised structure. The adjustments are designed to increase student choice and expand academic offerings within exploratory courses. Additionally, they provide greater flexibility to better align staffing, space, and instructional priorities.

The Committee supported the following modifications, as they maintain or increase instructional time and access for all students: transitioning select exploratory offerings (e.g., PE and T&L) to a six-week

(hexter) rotation model and offering HAL as an exploratory/elective option during select six-week rotations for qualifying students.

It was also proposed that the middle school move core academic classes to quarter-based (nine week) grading periods, while maintaining hexter-based (six week) grading periods for exploratory courses. The Committee supported this change, noting that quarter-based grading in core classes would allow sufficient time for multiple meaningful summative assessments, re-teaching, and reassessment under the revised grading framework. This shift would provide a more accurate representation of student learning over time.

The meeting adjourned at 5:52 PM. The next regular meeting will be held on Monday, March 9th, at 4:00 PM.

# Technology Coordinator's Report 3/9/26





# HELLO!

## I am Rob Uchtman

Coordinator of District Technology

Bennington Public Schools

[ruchtman@bennps.org](mailto:ruchtman@bennps.org)

# Technology Team Team



**Mr. Curtis Kralicek**  
*System Administrator*



**Lillian Rowell**  
*Student Information  
System Manager*



**Ms. McKenzie White**  
*Technology Integrationist*



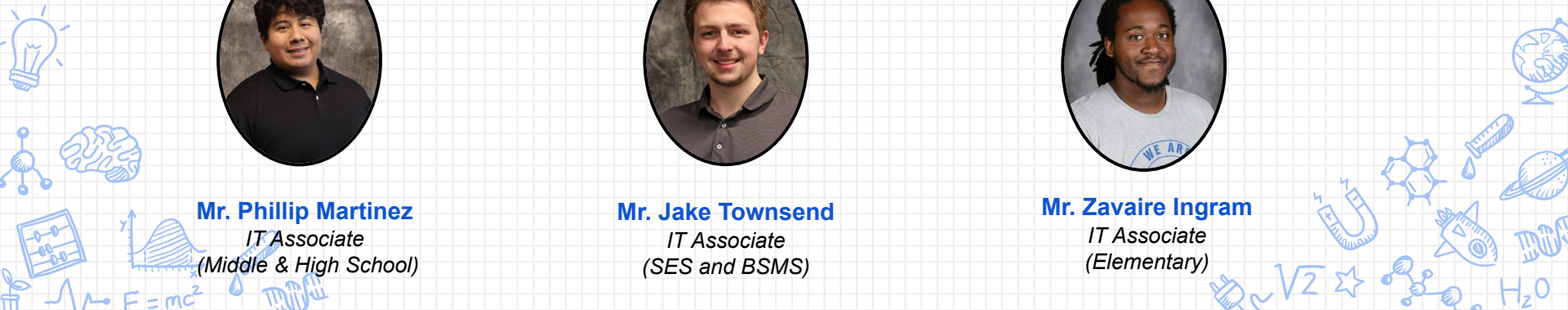
**Mr. Phillip Martinez**  
*IT Associate  
(Middle & High School)*



**Mr. Jake Townsend**  
*IT Associate  
(SES and BSMS)*




**Mr. Zavaire Ingram**  
*IT Associate  
(Elementary)*



# Recent Projects


Let's look at some changes





# Upcoming Projects

Let's look at some changes





# Extreme Switches



## Boxlight Refresh at APE

---

- ✘ Replace the first set of Boxlight Displays at APE
  - ✘ 32- 65" displays
  - ✘ 2- 75" displays
  - ✘ These are now 7 years old



# Boxlight interactive displays





## Printing Contract renewal

---

- ✘ Renewing a new 5 year lease on our Printer Fleet.
  - ✘ We are adding a fourth production unit at the warehouse. This will give us redundancy on both the color and B/W printers.
  - ✘ Refreshing our large format printer which is 6 years old
  - ✘ Replacing all MFP printers across the district.

# MFP printers









## Summer Plans

---

- ✘ Replace Switches at BMS
- ✘ Prepare devices for new staff
- ✘ Prepare 900 student chromebooks for distribution
- ✘ New Teacher Trainings July 16-17
  - ✘ Tech training topics
- ✘ Bootcamps July 27-31
  - ✘ Both instructional and tech focus
- ✘ Document Cameras at PCE







# Elementary Social Studies

# 5th Grade

- The team of teachers unanimously chose TCI Social Studies Alive! – America's Past
- Middle school also adopted the TCI Social Studies curriculum
- Included all of the features teachers were looking for
  - Online platform, editable online assessments, standart alignment, differentiated instruction, hands on activities embeded into the curriculum





# Implementation Process

- 3 teachers planned the pacing guide in summer of 2025
- All teachers trained in August during back to school inservice days
- Follow up in virtual training October during
- Frequent check ins for teachers




# Content Covered



- Unit 1 – America’s Geographic Setting
  - Geography, Native Americans, European Exploration
- Unit 2 – Colonial Times
  - Early Settlements, Comparing Colonies
- Unit 3 – The American Revolution
  - Declarations of Independence, Revolution
- Unit 4 – Civics & Economics in America
  - Constitution, Bill of Rights, Our Role in Government
- Unit 5 – Manifest Destiny to Today
  - Westward Expantion, Civil War, Modern America



# Hands On Activities



# What we've learned after the first year...



- 5 units to 4 units next year
- One unit per quarter
- Some lessons are the perfect amount of time while others we'll have the opportunity to expand on
- Project based learning
- Making connections & inferences

# Kindergarten - 3<sup>rd</sup> Grade

Kindergarten - 3<sup>rd</sup> Grade adopted the Studies Weekly Curriculum. Studies Weekly Social Studies is a standards-aligned core curriculum for elementary grades that teaches social studies through weekly, student-friendly periodicals rather than traditional textbooks. It's designed to be engaging, visually rich, and easier for students to interact with than a full textbook.



# Highlights of the Curriculum

- Kindergarten–1st: Families, community roles, local places and symbols.
- 2nd–3rd: Broader community concepts, geography basics, historical figures and events.



# Key Features

## Interactive & Research-Based

- Uses informational texts, primary and secondary sources (photos, documents, maps) to help students analyze real content.
- Encourages inquiry and critical thinking through questions and activities.

## Standards Alignment

- Tailored for state standards — publications are often customized per state's guidelines.
- Provides explicit correlations so teachers can see what standards are covered each week.

## Integration with ELA


- Includes reading and language arts skills (vocabulary, comprehension), making it easy to integrate into literacy blocks.

## Assessments

- Formative and summative assessments help track student progress and understanding.


## Student Engagement


- The magazine format, colorful visuals, interactive online elements, and simple weekly units are meant to be more engaging than traditional textbooks.



# Implementation Process

- The summer of 2025 three teachers across the district for each grade level K-3 met to prepare a pacing guide for all of the topics.
- In August, all K-3 teachers participated in Professional Development provided by the publisher to explain how the curriculum is designed and how to use the materials.
- In October we had a check in with the publishers to ask questions that have occurred as the year began.





# What we've learned after the first year...

- Lots of great resources to expand the lessons offered by the publisher.
- The curriculum is well-structured and thoughtfully organized and user friendly, that can easily be left for substitute if needed.
- Great video resources for virtual field trips to allow the students to experience history first hand.





## Analyze a Map

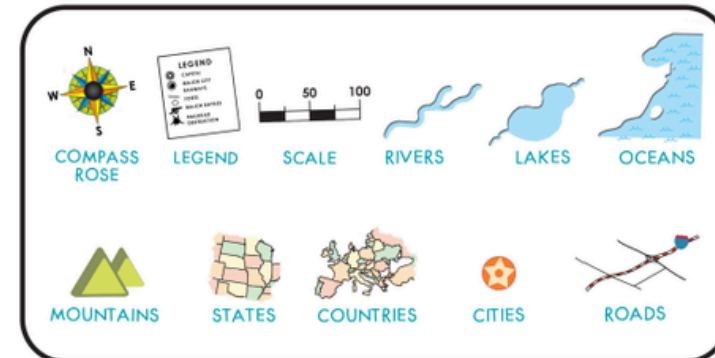
### STOP and LOOK

Is it black and white or color?



Is there a title? If so, what is the map called?

Are these evident?



### THINK and GIVE EVIDENCE

When do you think the map was drawn? What is your evidence?

What place or places are represented? What is your evidence?

What can you infer by the way the map was drawn?



### ASK QUESTIONS

What could be added to help you understand it?

What other questions do you have?

## History

### Historians

Some people study history. They are called **historians**. Historians ask questions. They learn about the past.



### I Can Be a Historian

I can be a historian.  
I can learn about past events.

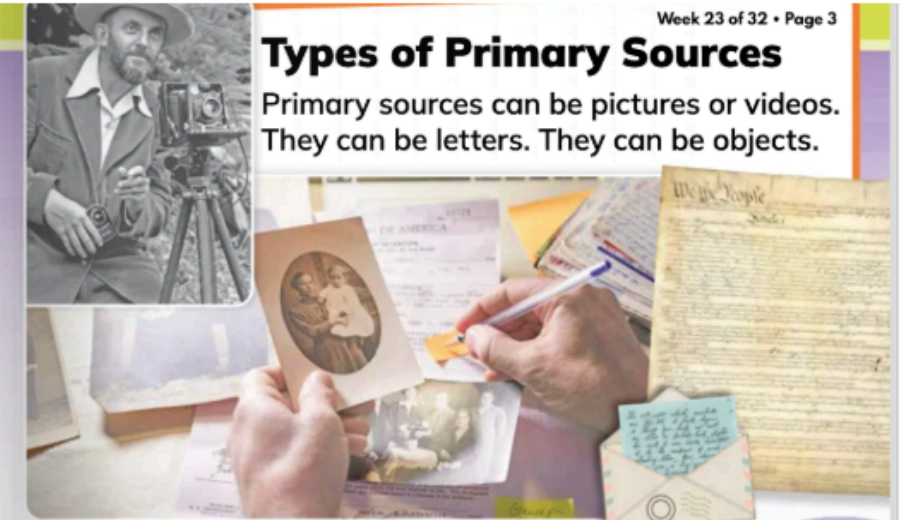
### Primary Sources

**Primary sources** are created by people at an event. Primary sources teach us about events. They teach us about people.

Point to the beginning and end of each sentence.


### Types of Primary Sources

Primary sources can be pictures or videos. They can be letters. They can be objects.



### Learning About History

There are many ways we can learn about history. We can learn from primary sources. We can learn from stories from the past.





Thank you for  
listening.

# Bennington Social Studies

Secondary Adoption Update



**Board of Education**

March 9th, 2026



# Social Studies Mission Statement

Bennington Social Studies believes in cultivating critical thinking in order to help students make connections and understand multiple perspectives through engaging learning experiences that prepare them to contribute positively in society.

Graduates of Bennington Public Schools who are proficient in Social Studies Education will be able to...



think, write, and read critically.



understand how to be a productive citizen in their community, state, nation, and world.



contextualize and extend thinking about historical events and figures.



inquire about and recognize multiple perspectives.



analyze and synthesize information to make informed decisions.

# Adopted Curriculum

## 6th-8th Grade



**TCI**  
Teacher Curriculum  
Network

## High School Core



### McGraw Hill

- World Geography
- World History
- US History
- US Government

## High School Electives



### Bedford, Freeman, and Worth:

- AP US History
- AP Human Geography
- AP Government
- Psychology

### McGraw Hill:

- Sociology
- Constitutional Law

# High School

McGraw Hill & Bedford, Freeman, and Worth



# McGraw Hill

World Geography, World History, US History, US Government

## Strengths

### Reliable & Comprehensive Content



- Reliable resource for class, a well written text
- Improved functionality and embedded resources
- Updated embedded resources (videos, maps, images)

### Engaging Interactive Features



- Interactive visuals (strong feature)
- Interactive visuals are engaging
- Check-for-understanding questions work well for starting class discussions

### Flexible Access & Assessment

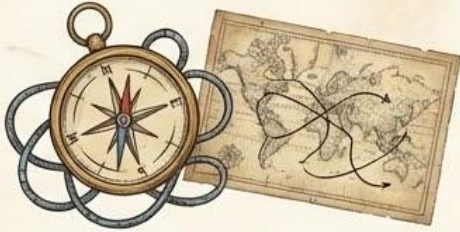


- Online access as well as Chapter & Lesson worksheets
- Built-in quizzes
- Test generator is user-friendly and has strong assessment support

# McGraw Hill

World Geography, World History, US History, US Government

## Weaknesses



- Online textbook can be difficult to navigate with too many resources can feel overwhelming
- Some materials need updated to improve student engagement
- World Geography is using a different digital platform with a different copyright

## Next Steps



- Continue to learn and use curricular resources more effectively, for example:
  - Useful project and activity ideas
  - Updated Supreme Court case information
  - Explore new features like the Constitutional freedoms lessons

# Electives

## BFW & McGraw Hill

### Strengths



- Improved digital review materials and learning checks
- Quality writing resources
- Strong bank of test questions and quality Unit test questions
- Well-written textbooks
- Unit test questions used consistently
- Test generator is user-friendly and has strong assessment support

### Weaknesses & Next Steps



- Continue to learn and use curricular resources more effectively

#### Bedford, Freeman, and Worth:



AP US History  
AP Human Geography  
AP Government  
Psychology



#### McGraw Hill

Sociology  
Constitutional Law

# AP Electives

## BFW & McGraw Hill

### Strengths



- Well-written textbooks for AP Courses
- Review questions at the end of each module (Very beneficial in preparing for the AP Exam)
- Strong digital review materials and learning checks
- Strong writing resources

### Weaknesses & Next Steps



- Excellent resource with very few weaknesses
- Continue to learn and use curricular resources more effectively

#### Bedford, Freeman, and Worth:



AP US History  
AP Human Geography  
AP Government  
Psychology




#### McGraw Hill

Sociology  
Constitutional Law

# MATERIAL OVERVIEW & FEATURES

6TH TO 8TH GRADE



**6th Grade**

History Alive!

The Ancient World



**7th Grade**

History Alive!

The World Through 1750



**8th Grade**

History Alive!

The United States Through  
Industrialism

# MATERIAL OVERVIEW & FEATURES

- Online and text versions
  - Reading support available
  - Leveled text available
- Extensive primary resources
- Differentiated resources
- Student workbooks available

# STRENGTHS

- Extensive resources and flexibility
- Greater depth of content
- Clear standards alignment
- Ongoing resource development

# LIMITATIONS

- Need to build out core materials
- Assessments need strengthening
- Pacing adjustments are necessary
- Platform compatibility challenges

**Being addressed through district curriculum development.**



## VIDEO ACTIVITY



### Video Activity

Work as a photograph restoration specialist to prepare an exhibit that compares life the North to life the South during the 1800s.

### ENGAGING LESSON: VIDEO ACTIVITIES

- Included in every lesson
- Real-time feedback
- Supports critical thinking
- Versatile and easy to use

# NEXT STEPS

- Fine-tune key lesson supports
- Strengthen assessments
- Adapt pacing to our schedule
- Navigate platform differences
- Maximize use of resources
- Build on teacher experiences



Questions?



## MEMORANDUM

To: Dr. Aaron Plas  
From: Julia Plucker  
Date: March 6, 2026  
Re: Nebraska Legislature – Session Update

---

### *What to Know This Session*

The Nebraska Unicameral finished day 38 of the 60-day legislative session today. Public hearings are finished for the year, and all-day legislative debate began on Tuesday. The body debated a controversial cigarette tax increase, LB 1124, that ended in a filibuster and the inability of the sponsor to secure the 33 votes needed to get cloture. This debate set the stage for frustration amongst the senators on the upcoming budget debate and how to fill the gap to balance the budget before Day 50.

Last week, the Nebraska Economic Forecasting Advisory Board met and voted to lower revenue projections for the biennium by \$175 million. Add that number to the previously forecasted budget deficit of \$471 million, and the legislature is looking at a **\$646 million shortfall**. The Appropriations Committee released their budget recommendations late this morning, and the budget bills, LB 1071 and 1072, will be scheduled for debate on Monday. The legislature has until Day 50 (March 25) to finalize the budget. Expect tense negotiations and floor activity next week.

The Speaker made an announcement on the floor before adjournment today that he will try to have 2 or 3 consent agendas, in order to keep non-controversial legislation moving forward. Late night debate will begin on March 18 and continue until the end of the session.

### *Bills of Interest*

The Education Committee has prioritized two legislative bills:

**LB 937 (Education Committee)** Change provisions relating to option enrollments, reading, dyslexia, reporting, teacher apprenticeships, teacher recruitment and retention, and the College Pathway Program (amended to remove dyslexia section). A number of bills have been attached to this priority bill, including:

LB 1164 (Lonowski) Adopt the Prior Learning Act

LB 1241 (Murman) Provide requirements relating to applications for employment at a school (amendment to reduce employer lookback to 7 years)

LB 1146 (Conrad) Change provisions relating to reports by a school district relating to absences of a child from school (amendment requiring medical professional documentation)

LB 1243 (Murman) Change school board policies and procedures relating to part-time enrollment (amendment regarding FFA)

LB 1224 (Hunt) Prohibit children from transferring to an exempt school during certain child abuse or neglect investigations and prohibit persons convicted of certain crimes from monitoring or providing instruction at such schools (AM 2228)

**LB 1050 (Murman)** Amend the Nebraska Reading Improvement Act to limit advancement to grade four

This bill amends the Nebraska Reading Improvement Act to require school districts to administer approved reading assessments for students in kindergarten through grade three, identify and intervene with students who have reading deficiencies, and limit promotion to grade four for students with persistent reading deficiencies beginning in the 2027-28 school year, with specified exemptions. The bill discusses individualized reading improvement plans and establishes requirements for supplemental and intensive reading intervention programs, including summer and after-school options. It also directs the development of a professional learning system for teachers on evidence-based reading instruction, provides for regional coaching support, and appropriates funding for these initiatives. The bill has not been reported out of Committee yet but apparently has an amendment that changes the bill substantially.

### *Bills of Interest – Bill Approved by the Governor*

LB 653, a carryover bill introduced by Sen. Murman dealing with option enrollment, that also includes a provision regarding suspension of PreK-2<sup>nd</sup> grade students, was passed and signed by the Governor on March 4, 2026. A reminder of the provisions in the legislation:

- An option school is required to automatically accept siblings of currently enrolled students regardless of capacity.
- A preK-second grade student may be suspended if the student engages in violent behavior capable of causing physical harm to another student or school employee.
- Schools would be required to provide parents written notice when a child is suspended outlining (1) the actions made by the school to try to discontinue or alleviate the behavior of the student prior to considering suspension; (2) resources the school is able to provide or recommend to assist the student, and (3) how the school plans to handle such behavior in the future, including an actionable plan aimed at maximizing strategies to keep the student in school.
- Before a short-term suspension takes effect, the student and parent must be given oral and written notice of the charges against the student, an explanation of the evidence the authorities have, and an opportunity to present the student's version of the events leading to the alleged conduct or violation the principal has determined necessitates a short-term suspension and evidence to support the student's version of such events.

**A. Discuss, Consider, and Take Action on Curriculum and Personnel Proposals**

The Curriculum Committee met on February 16th to continue the process of determining which curriculum and personnel proposals to recommend for the 2026-27 school year. This year 50 proposals were submitted for consideration. At previous meetings, the BOE approved seven of the 50 proposals while focusing on areas of need as the district transitions to a second high school and special education reimbursements. The Curriculum Committee has continued to review proposals that were highly prioritized by both the Curriculum/Proposal Committee and the Administrative/BOE Committee. The Curriculum Committee is recommending the following high-ranking proposals for approval:

<b>Proposal Number</b>	<b>Name</b>	<b>Description</b>	<b>Personnel Costs</b>	<b>Curriculum Costs</b>
29	0.2 FTE Art Teacher	Adding .2 FTE Art teacher to Anchor Pointe Elementary would allow for 27+ sections	\$8,876	\$0
30	0.2 FTE Music Teacher	Adding .2 FTE Music teacher to Anchor Pointe Elementary would allow for 27+ sections	\$14,835	\$0
31	0.3 FTE PE Teacher	Adding .3 FTE PE teacher to Anchor Pointe Elementary would allow for 27+ sections	\$13,314	\$0
33	0.2 FTE Media Specialist	Adding .2 FTE Media Specialist to Anchor Pointe Elementary would allow for 27+ sections	\$10,133	\$0
21	1.0 FTE 6 <sup>th</sup> Grade Teacher	Additional 6th grade teacher at BMS to support growth. This would be adding back a 6th grade teacher that was eliminated in 2025-26 due to a dip in enrollment and budget constraints.	\$94,672	\$5,000
<b>TOTAL PROPOSED EXPENDITURES</b>			<b>\$141,830</b>	<b>\$5,000</b>

The total budgeted costs for these positions is \$146,830.

The Curriculum Committee is unanimously recommending the approval of this proposal. The committee will review the remaining 38 proposals and rank them for future additions as funds are released from the Building/Finance Committee.





**DLR Group Inc.**  
a Nebraska corporation  
6457 Frances Street, Suite 200  
Omaha, NE 68106

February 27, 2026

Dr. Aaron Plas  
Bennington Public Schools  
11620 North 156<sup>th</sup> Street  
Bennington, NE 68007  
Email: [aplas@bennps.org](mailto:aplas@bennps.org)

Re: Bennington Public Schools  
BPS HS #2 - OPW Storm Sewer and Paving (OPW54804-PD,ST)  
DLR Group Project No.: 10-22103-14

Dear Aaron:

On Thursday, February 26, 2026, the Bennington School District received bids from three (3) general contractors for the OPW Off-Site Storm Sewer and Paving project (OPW54804-PD,ST) associated with the new high school project. The apparent low bidder at the completion of the bid opening was Valley Corporation with a base bid of \$1,618,654.64.

There were no Bid Alternates associated with this project.

Valley Corporation has indicated that their bid is complete, and they are prepared to sign a contract for their bid amount.

We recommend that Bennington Public Schools award this project to Valley Corporation. The Bid Form and Bid Bond will be sent out early next week. We are preparing the AIA Owner / Contractor Agreement and will forward over a draft to you early next week as well.

Sincerely,  
DLR Group

A handwritten signature in blue ink that reads 'Dawn T. Hottovy'.

Dawn T. Hottovy, P.E., LEED AP  
Project Engineer

cc: Curtis Johnson, Jason Limbach, Mike Berg, Lana Bayless

### C. Discuss, Consider, and Take Action on Technology Purchases

Each year, the district continues to invest in the technology necessary to operate the school in the current digital age. Below is a proposed technology purchase for the 2026-27 school year. These purchases will be discussed during the coordinator report by Mr. Rob Uchtman. The funds were included in the 2025-26 budget approved at the start of the school year. Mr. Uchtman has a five-year plan for technology purchases that is continually under review to ensure they meet the needs of our growing student population.

Item	Description	Vendor	Total Cost
Document Cameras	Document Cameras will be replacing the current models at Anchor Pointe Elementary. BPS tries to cycle these for replacement every six years, even though the life expectancy is five years. Anchor Pointe is up for replacement after six years. The order is for 30 document cameras at \$279.43 per device.	KCAV	\$8,383
Mac Mini	Mac Minis will be purchased to replace the Journalism lab at the Bennington High School. These devices were last updated five years ago. The order is for 10 Mac Mini devices, Apple Care, and all related accessories.	Apple	\$9,880
Box Lights	Box Lights will be purchased to replace the current Box Lights at Anchor Pointe. We are working to get all the buildings on a rotation, so the one-year costs aren't quite as heavy. This is the first of the buildings to start the replacement process. The building would be replacing 34 devices at an average of \$2,308 per device.	KCAV	\$78,480
Switches	The district is constantly updating switches as needed to keep up with demands of the infrastructure and replace aging equipment. The district would be replacing 13 switches at an average of \$4,771 per switch. This is E-rate eligible and will be reduced by 40%. The anticipated actual final cost would be \$37,211.	Prime	\$62,019
<b>TOTAL PROPOSED TECHNOLOGY EXPENDITURES</b>			<b>\$158,762</b>
<b>ACTUAL EXPENDITURES FOR THE DISTRICT AFTER GRANTS/REIMBURSEMENT</b>			<b>\$133,954</b>

The hardware budget for this fiscal year was set at \$500,000, with the BOE previously approving \$314,880 during the December meeting. The current proposed upfront expenditures total is \$158,762, but after factoring in an e-rate reimbursement of \$24,808, the district's net out-of-pocket cost is \$133,954.

This creates a total technology hardware purchase of \$448,834 for the 2025-26 school year, which is \$51,166 under budget.