

**BENNINGTON PUBLIC SCHOOLS
DOUGLAS COUNTY SCHOOL DISTRICT NO. 59
BOARD OF EDUCATION REGULAR MEETING
Monday, January 12, 2026 6:00 PM**

Mission Statement

"The mission of Bennington Public Schools is to provide educational opportunities in a safe, caring environment that will prepare all students to meet the challenges of the future."

- I. Call Meeting to Order
 - A. Oath of Office for All Members
 - B. Board Reorganization/Election of Officers – President, Vice President, Treasurer, Secretary
 - C. Approve Slate of Officers
 - D. Approve Practice and Procedures
 1. Approval of Current Board Policies, Regulations, and Handbooks (Policy 203.01)
 2. Depository for School District No. 59 Funds – i3 Bank (Policy 704.01)
 3. Newspapers of Record: The Daily Record, Omaha World-Herald, Douglas-Sarpy County Post-Gazette
 4. Review of Media Relations Policy (Policy 1004.01)
 5. Review Board Member Code of Ethics (Policy 202.01)
 6. Dissemination of Conflict-of-Interest Statements to Board Members (Policy 202.02)
 7. Designate Superintendent as Authorized Representative for Bennington Public School for All ESU, State, and Federal Programs
 8. Approve Matt Blomenkamp as Non-Discrimination Compliance Coordinator (Policy 203.01)
 - E. Appoint 2026 Committee Members (Policy 203.06)
- II. Public Forum
- III. Consent Agenda (Note: Items on the consent agenda are considered routine and will be enacted under one motion. There will be no separate discussion of these items at the meeting unless a Board Member requests an item removed from the agenda for separate action.)
 - A. Approval of Agenda
 - B. Approval of Minutes of the Monday, December 8, 2025- Regular Meeting
 - C. Presentation of January Bills for Approval and Payment
 - D. Personnel: Resignation(s) and Hiring of Personnel
- IV. Items Removed From the Consent Agenda for Separate Action
- V. Reports
 - A. Administrative Reports
 - B. Committee Report(s)
 - C. Coordinator Report
 - D. Spotlight Report

- E. Lobbyist Report
- VI. Unfinished Business
- VII. New Business
 - A. Discuss, Consider, and Take Action on Curriculum and Personnel Proposals
 - B. Discuss, Consider, and Take Action on Bid Contracts for the Second High School Project
 - C. Review for the 2027-28 School Calendar
 - D. Discuss District Cash Flow Report
 - E. Discuss District Housing Report
 - F. Discuss, Consider, and Take Action on Bennington Public Schools Strategic Plan
 - G. EXECUTIVE SESSION for Negotiations
- VIII. Time and Date of Next Regular Meeting
- IX. Adjournment

NOTICE: COPY OF OPEN MEETINGS ACT: The Board of Education makes available at least one current copy of the Open Meetings Act posted in the meeting room at a location accessible to members of the public. The Act is posted on the wall of the Board room.

INSTRUCTIONS FOR THOSE WHO WISH TO SPEAK DURING PUBLIC FORUM: Getting Started: When it is your turn to speak during the public forum portion of the agenda, please come forward to the table situated immediately in front of the Board, sign your name and address on the sign-in sheet and state your name to the Board of Education. Time Limit: You may speak only one time and must limit comments to 5 minutes or less. Personnel or Student Topic: If you are planning to speak about a personnel or student matter involving an individual, please understand that our policies require that such concerns initially be directed to the administration for consideration. Board members will generally not respond to any questions you ask or comments you may make about individual staff members or students. You are cautioned that slanderous comments are not protected just because they are made at the Board meeting. General Rules: Please remember that this is a public meeting for the conduct of business of the Board of Education. Offensive language, personal attacks and hostile conduct will not be tolerated.

BY: BENNINGTON PUBLIC SCHOOLS



Board members are officials of the state. As a public official, each board member must pledge to uphold the Nebraska and the United States Constitution and carry out the responsibilities of the office to the best of the board member's ability.

Each newly elected school board member shall be given the following oath of office at the first meeting attended as an elected member prior to taking any action as a school official. The superintendent shall administer this oath of office.

"I, ...(name)..., do solemnly swear that I will support the Constitution of the United States and the Constitution of the State of Nebraska, against all enemies, foreign and domestic; that I will bear true faith and allegiance to the same; that I take this obligation freely and without mental reservation or for purpose of evasion; and that I will faithfully and impartially perform the duties of the office of the _____ School District Board of Education according to law, and to the best of my ability. And I do further swear that I do not advocate, nor am I a member of any political party or organization that advocates the overthrow of the government of the United States or of this state by force or violence; and that during such time as I am in this position I will not advocate nor become a member of any political party or organization that advocates the overthrow of the government of the United States or of this state by force or violence. So help me God."

Legal Resource §11-101

**BENNINGTON PUBLIC SCHOOLS
DOUGLAS COUNTY SCHOOL DISTRICT NO. 59
BOARD OF EDUCATION REGULAR MEETING
MONDAY, DECEMBER 8, 2025 6:00PM
BENNINGTON DISTRICT BOARD ROOM**

Posting Information: Notice published in the Daily Record on 12/5/2025. Notice of meeting posted on the District website. Agendas posted at all Bennington Public School buildings three days prior to the meeting date.

Attendance Taken at 6:03 PM. Jeremy Dick: Present, Tim Dreessen: Present, Kara Neuverth: Present, Joe Pick: Present, Steve Shannon: Present, Allyson Slobotski: Present.

I. Call Meeting to Order- President Allyson Slobotski called the meeting to order at 6:04 PM. The Board of Education makes available at least one current copy of the Open Meetings Act posted in the meeting room at a location accessible to members of the public.

II. Public Forum- One person from the public was present to speak.

III. Consent Agenda (Note: Items on the consent agenda are considered routine and will be enacted under one motion. There will be no separate discussion of these items at the meeting unless a Board Member requests an item removed from the agenda for separate action.) Approval of Agenda, Approval of Minutes of the Monday, November 10, 2025 - Regular Meeting, Presentation of December Bills for Approval and Payment, Personnel: Resignation(s) and Hiring of Personnel.

MOTION PASSED: Motion to approve the consent agenda as presented, passed with a motion by Steve Shannon and a second by Joe Pick. Jeremy Dick: Yea, Tim Dreessen: Yea, Kara Neuverth: Yea, Joe Pick: Yea, Steve Shannon: Yea, Allyson Slobotski: Yea

December 2025 Personnel Notes- Certified Staff Hire: Abby Maroney- speech language pathologist. **Classified Staff Hire:** Nikki Gelbert- four hour cook at Heritage Elementary, McKenzie Higgins- preschool paraprofessional at Anchor Pointe Elementary. **Certified Staff Resignations:** Gerald Kalina has resigned his interim position as assistant principal at Bennington High School. **Classified Staff Resignations:** Francisco Dominguez, Jadie Stevens. Kayle Morris.

IV. Items Removed from the Consent Agenda for Separate Action- No items were removed from the Consent Agenda.

V. Reports- Administrative Reports: Elementary - Alison Dellwo, Middle School - Lucas Apfelbeck, High School - Greg Lamberty, Student Services - Dan Bombeck, CIA - Jimmy Feeny, Operations - Matt Blomenkamp, Superintendent - Aaron Plas. Committee Reports: Building/Finance, Curriculum, Policy. Coordinator – None. Spotlight - PLC Process Update - Jimmy Feeny, Renee Rucker, Danielle Robb. Lobbyist – None.

VI. Unfinished Business- None

VII. New Business

VII.A. Discuss, Consider, and Take Action on Curriculum and Personnel Proposals- The Curriculum Committee met on November 10th to continue the process of determining which curriculum and personnel proposals to recommend for the 2026-27 school year.

MOTION PASSED: Motion to accept the recommendations by the Curriculum Committee for 2026-27 curriculum and personnel proposals #19, #9, and #44 as outlined in the November 10, 2025, Curriculum Committee Report and pending 2026-27 budget approval, passed with a motion by Allyson Slobotski and a second by Steve Shannon. Jeremy Dick: Yea, Tim Dreessen: Yea, Kara Neuverth: Yea, Joe Pick: Yea, Steve Shannon: Yea, Allyson Slobotski: Yea

VII.B. Discuss, Consider, and Take Action on Bid Contracts for the Second High School Project- The District received bids from general contractors for the Bennington Public Schools Second High School Site project.

MOTION PASSED: Motion to award the bid contracts for interior flatwork to Marsh Creek Construction for \$1,632,103, paving to AM Concrete for \$3,048,932, access and maintenance to Hausmann Construction for \$1,185,000, hoisting and material handling to Hausmann Construction for \$890,000, surveying to Alpha Land Surveying for \$121,900, steel and precast erection to Northwest Steel for \$2,216,865, waterproofing to Kucera Paint for \$433,100, and termite control to Bear Services for \$21,070 for the second high school project, passed with a motion by Tim Dreessen and a second by Jeremy Dick. Jeremy Dick: Yea, Tim Dreessen: Yea, Kara Neuverth: Yea, Joe Pick: Yea, Steve Shannon: Yea, Allyson Slobotski: Yea

VII.C. Discuss, Consider, and Take Action on District Purchases- The Building/Finance Committee met on November 10th to review potential district purchases, including the five-year bus and van replacement schedule. This authorization allows the administration to purchase used buses or vans as needed, up to a total of \$150,000.

MOTION PASSED: Motion to approve the purchase of used buses or vans by the administration, not to exceed \$150,000, to be paid from the Depreciation Fund, passed with a motion by Steve Shannon and a second by Kara Neuverth. Jeremy Dick: Yea, Tim Dreessen: Yea, Kara Neuverth: Yea, Joe Pick: Yea, Steve Shannon: Yea, Allyson Slobotski: Yea

VII.D. Discuss, Consider, and Take Action on Technology Purchases- Each year, the district continues to invest in the technology necessary to operate the school in the current digital age. The second proposed purchase will take place in March, but these particular devices if purchased now can be done with significant savings to the district.

MOTION PASSED: Motion to approve the technology purchases presented, passed with a motion by Allyson Slobotski and a second by Tim Dreessen. Jeremy Dick: Yea, Tim Dreessen: Yea, Kara Neuverth: Yea, Joe Pick: Yea, Steve Shannon: Yea, Allyson Slobotski: Yea

VII.E. Discuss, Consider, and Take Action on Mechanical Service Contract-

The District has benefited from maintaining a single-source provider for mechanical services on all HVAC equipment. Over the past several years, Cerris (formerly MMC) has provided mechanical services, offering consistent maintenance, system familiarity, and dependable support.

MOTION PASSED: Motion to approve the service agreement with Cerris as the provider for mechanical services on district HVAC equipment at a cost not to exceed \$70,969 per year for a term of three years, passed with a motion by Tim Dreessen and a second by Steve Shannon.

Jeremy Dick: Yea, Tim Dreessen: Yea, Kara Neuverth: Yea, Joe Pick: Yea, Steve Shannon: Yea, Allyson Slobotski: Yea

VII.F. Discuss, Consider, and Take Action on Early Graduation Request- One junior has requested to graduate early from Bennington High School. This student has complied with all policies and regulations according to the secondary student handbook, and will have met graduation requirements provided they pass all coursework between now and the end of the semester.

MOTION PASSED: Motion to approve the early graduation request as requested, passed with a motion by Kara Neuverth and a second by Joe Pick. Jeremy Dick: Yea, Tim Dreessen: Yea, Kara Neuverth: Yea, Joe Pick: Yea, Steve Shannon: Yea, Allyson Slobotski: Yea

VII.G. Review and Discuss Evaluation of the Superintendent- Board policy states the board will conduct an ongoing evaluation of the superintendent's skills, abilities, and competence. At a minimum, the board will formally evaluate the superintendent twice in the first year and annually thereafter. The goal of the superintendent's formal evaluation is to ensure the education program for the students is carried out, promote growth in effective administrative leadership, clarify the superintendent's role, clarify the immediate priorities of the board, and develop a working relationship between the board and the superintendent. President Slobotski presented a Superintendent review from the Board.

VII.H. EN to Discuss Certificated Staff Negotiations- The Negotiations Committee met with the Bennington Education Association on December 1st. During this meeting, the BOE and Association presented counteroffers.

MOTION PASSED: Motion to enter closed session at 7:04 PM for the purpose of holding a strategy session regarding collective bargaining as an executive session is clearly necessary for the protection of the public interest, passed with a motion by Allyson Slobotski and a second by Tim Dreessen. Jeremy Dick: Yea, Tim Dreessen: Yea, Kara Neuverth: Yea, Joe Pick: Yea, Steve Shannon: Yea, Allyson Slobotski: Yea

The Board returned to Regular Session at 7:31 PM.

VIII. Time and Date of Next Regular Meeting- January 12th, 6:00 PM, Bennington District Office

IX. Adjournment- Motion by Allyson Slobotski to adjourn the meeting at 7:32 PM. All in Favor.

Jodi McCoy- Board of Education Recording Secretary

Fund: 01 GENERAL FUND CHECKING

<u>Account Number</u>	<u>Description</u>	<u>Revised Budget</u>	<u>During Month</u>	<u>To Date</u>
01 1370	PRESCHOOL TUITION AND FEES	0.00	5,950.00	22,750.00
01 1410	TRANS REC FROM INDIVIDUALS - REG	0.00	16,664.76	63,874.16
01 1510	INTEREST ON INVESTMENTS	0.00	128.05	390.49
01 1911	LOCAL LICENSE FEES	0.00	0.00	900.00
01 1990	OTHER LOCAL RECEIPTS	0.00	20.00	2,117.29
Subtotal: LOCAL RECIEPTS		0.00	22,762.81	90,031.94
01 3110	STATE AID	0.00	2,815,840.46	5,631,680.92
01 3120	SPECIAL ED PROGRAMS SCHOOL AGE	0.00	712,224.00	712,224.00
01 3535	PAYMENTS FOR HIGH ABILITY LEARNERS	0.00	0.00	33,133.00
01 3551	CAREER EDUCATION	0.00	0.00	8,132.00
Subtotal: 3000		0.00	3,528,064.46	6,385,169.92
01 4505	TITLE I, PART A ESSA IMP BASIC PROG	0.00	0.00	205,349.00
01 4509	TITLE II, PART A ESSA EFFECT INSTRUCTION	0.00	0.00	32,724.00
01 4709	MEDICAID ADMINSTRATIVE ACTIVITIES	0.00	0.00	4,940.46
01 4969	TITLE IV, PART A	0.00	0.00	15,415.00
Subtotal: 4000		0.00	0.00	258,428.46
01 5301	INSURANCE ADJUSTMENTS	0.00	0.00	1,366.09
Subtotal: 5000		0.00	0.00	1,366.09
Fund Total:		0.00	3,550,827.27	6,734,996.41

Fund: 02 NUTRITION SERVICES

<u>Account Number</u>	<u>Description</u>	<u>Revised Budget</u>	<u>During Month</u>	<u>To Date</u>
02 1510	INTEREST ON INVESTMENTS	0.00	88.87	337.50
02 1620	DAILY SALES - NON-REIMB PROGRAMS	0.00	138,346.84	719,941.52
02 1990	MISCELLANEOUS LOCAL RECEIPTS	0.00	0.00	3,372.67
Subtotal: LOCAL RECIEPTS		0.00	138,435.71	723,651.69
02 3150	STATE REIMBURSEMENT(OF NUTRITION PROG)	0.00	0.00	3,605.47
Subtotal: 3000		0.00	0.00	3,605.47
02 4210	FEDERAL REIMBURSEMENT(OF NUTRIT PRGMS)	0.00	55,269.15	232,582.01
Subtotal: 4000		0.00	55,269.15	232,582.01
Fund Total:		0.00	193,704.86	959,839.17

Fund: 03 DEPRECIATION

<u>Account Number</u>	<u>Description</u>	<u>Revised Budget</u>	<u>During Month</u>	<u>To Date</u>
03 1510	INTEREST ON INVESTMENTS	0.00	49.76	1,063.98
Subtotal: LOCAL RECIEPTS		0.00	49.76	1,063.98
Fund Total:		0.00	49.76	1,063.98

Fund: 04 SPECIAL BUILDING FUND - SAVINGS

<u>Account Number</u>	<u>Description</u>	<u>Revised Budget</u>	<u>During Month</u>	<u>To Date</u>
04 1100	TAXES	0.00	1,390.77	25,928.94
04 1510	INTEREST ON INVESTMENTS	0.00	42.20	311.54
Subtotal: LOCAL RECIEPTS		0.00	1,432.97	26,240.48
04 5690	OTHER NON-REVENUE RECEIPTS	0.00	0.00	17,906.63
Subtotal: 5000		0.00	0.00	17,906.63
Fund Total:		0.00	1,432.97	44,147.11

Fund: 05 UNEMPLOYMENT - SAVINGS

<u>Account Number</u>	<u>Description</u>	<u>Revised Budget</u>	<u>During Month</u>	<u>To Date</u>
05 1510	INTEREST ON INVESTMENTS	0.00	1.12	5.04
Subtotal: LOCAL RECIEPTS		0.00	1.12	5.04
Fund Total:		0.00	1.12	5.04

Fund: 06 GENERAL - SAVINGS

<u>Account Number</u>	<u>Description</u>	<u>Revised Budget</u>	<u>During Month</u>	<u>To Date</u>
06 1100	TAXES	0.00	328,142.16	2,523,775.29
06 1510	INTEREST ON INVESTMENTS	0.00	541.56	2,600.37
Subtotal: LOCAL RECIEPTS		0.00	328,683.72	2,526,375.66
Fund Total:		0.00	328,683.72	2,526,375.66

Fund: 13 SPECIAL BUILDING FUND - CHECKING

<u>Account Number</u>	<u>Description</u>	<u>Revised Budget</u>	<u>During Month</u>	<u>To Date</u>
13 1510	INTEREST ON INVESTMENTS	0.00	25.02	80.86
Subtotal: LOCAL RECIEPTS		0.00	25.02	80.86
13 5690	OTHER NON-REVENUE RECEIPTS	0.00	0.00	0.00
Subtotal: 5000		0.00	0.00	0.00
Fund Total:		0.00	25.02	80.86

Fund: 14 BUILDING FUND - NLAF

<u>Account Number</u>	<u>Description</u>	<u>Revised Budget</u>	<u>During Month</u>	<u>To Date</u>
14 1510	Interest on Investments	0.00	23,025.44	120,192.93
Subtotal: LOCAL RECIEPTS		0.00	23,025.44	120,192.93
Fund Total:		0.00	23,025.44	120,192.93

Fund: 16 QSC BONDS -SAVINGS

<u>Account Number</u>	<u>Description</u>	<u>Revised Budget</u>	<u>During Month</u>	<u>To Date</u>
16 1100	TAXES	0.00	0.00	1.89
16 1510	Interest on Investments	0.00	2.78	10.44
Subtotal: LOCAL RECIEPTS		0.00	2.78	12.33
Fund Total:		0.00	2.78	12.33

Fund: 18 GENERAL FUND CDARS

<u>Account Number</u>	<u>Description</u>	<u>Revised Budget</u>	<u>During Month</u>	<u>To Date</u>
18 1510	Interest on Investments	0.00	10,650.76	87,827.71
Subtotal: LOCAL RECIEPTS		0.00	10,650.76	87,827.71
Fund Total:		0.00	10,650.76	87,827.71

Fund: 19 BUILDING FUND CDARS

<u>Account Number</u>	<u>Description</u>	<u>Revised Budget</u>	<u>During Month</u>	<u>To Date</u>
19 1510	Interest on Investments	0.00	1,074.65	4,954.87
Subtotal: LOCAL RECIEPTS		0.00	1,074.65	4,954.87
Fund Total:		0.00	1,074.65	4,954.87

Fund: 20 DEPRECIATION CDARS

<u>Account Number</u>	<u>Description</u>	<u>Revised Budget</u>	<u>During Month</u>	<u>To Date</u>
20 1510	Interest on Investments	0.00	14,541.80	59,798.91
Subtotal: LOCAL RECIEPTS		0.00	14,541.80	59,798.91
Fund Total:		0.00	14,541.80	59,798.91

Fund: 21 ACTIVITY FUND

<u>Account Number</u>	<u>Description</u>	<u>Revised Budget</u>	<u>During Month</u>	<u>To Date</u>
21 1710 1510	Interest on Investments	0.00	63.04	228.37
21 1990 0100	BHS Athletics	0.00	928.82	(51,310.74)
21 1990 0101	BMS Athletics	0.00	0.00	9,500.00
21 1990 0102	BSMS Athletics	0.00	1,553.62	12,636.14
21 1990 0105	BHS Football	0.00	6,668.52	42,505.52
21 1990 0110	BMS Football	0.00	0.00	702.00
21 1990 0111	BHS Varsity Track	0.00	0.00	1,549.05
21 1990 0113	BHS Athletic Training	0.00	0.00	7,789.87
21 1990 0114	BHS Uniforms	0.00	0.00	13,000.00
21 1990 0115	BHS Volleyball	0.00	1,375.10	13,559.10
21 1990 0116	BHS Lodging/Meals	0.00	0.00	10,000.00
21 1990 0117	BHS Dues/Fees	0.00	0.00	5.00

Fund: 21 **ACTIVITY FUND**

<u>Account Number</u>	<u>Description</u>	<u>Revised Budget</u>	<u>During Month</u>	<u>To Date</u>
21 1990 0118	BHS Cross Country Club	0.00	0.00	8,674.00
21 1990 0120	BMS Volleyball	0.00	0.00	1,640.00
21 1990 0121	BSMS Football	0.00	0.00	1,944.75
21 1990 0123	BSMS Volleyball	0.00	0.00	2,457.00
21 1990 0124	BSMS Boys' Basketball	0.00	1,036.50	3,390.50
21 1990 0125	BHS Boys' Basketball	0.00	4,797.70	4,797.70
21 1990 0130	BMS Boys' Basketball	0.00	672.19	2,221.19
21 1990 0131	BHS Unified Track & Field	0.00	0.00	300.00
21 1990 0135	BHS Girls' Basketball	0.00	5,168.50	6,768.50
21 1990 0141	BHS Baseball Club	0.00	178.00	1,178.00
21 1990 0142	BHS Volleyball Club	0.00	0.00	(2,751.00)
21 1990 0145	BHS Cross Country	0.00	180.00	2,453.60
21 1990 0146	BMS Cross Country	0.00	0.00	800.00
21 1990 0150	BHS Boys' Golf	0.00	0.00	3,000.00
21 1990 0151	BHS Softball Club	0.00	25.60	238.60
21 1990 0153	BHS Boys' Soccer Fundraising	0.00	346.10	1,485.88
21 1990 0155	BHS Girls' Golf	0.00	0.00	7,230.00
21 1990 0156	BHS Girls' Tennis	0.00	0.00	1,000.00
21 1990 0165	BHS Girls' Soccer Fundraising	0.00	862.14	862.14
21 1990 0180	BHS Wrestling	0.00	6,360.00	9,860.00
21 1990 0185	BMS Wrestling	0.00	0.00	481.00
21 1990 0186	BSMS Wrestling	0.00	1,272.00	1,272.00
21 1990 0190	BHS Girls' Softball	0.00	0.00	3,496.00
21 1990 0191	BHS Unified Bowling	0.00	30.00	630.00
21 1990 0193	BHS Girls' Golf Club	0.00	0.00	155.00
21 1990 0195	BHS Track Club	0.00	0.00	433.00
21 1990 0196	BHS Football Club	0.00	0.00	825.00
21 1990 0200	BHS Band	0.00	250.00	11,740.00
21 1990 0220	HE Band Resale	0.00	2,825.00	2,825.00
21 1990 0221	AP Band Resale	0.00	0.00	663.00
21 1990 0300	BHS Dance Team	0.00	19,017.74	46,064.74
21 1990 0355	BHS Varsity Cheerleading	0.00	5,922.18	17,103.25
21 1990 0450	BHS Skills USA/VICA	0.00	0.00	200.00
21 1990 0550	BE Miscellaneous	0.00	50.00	365.94
21 1990 0557	PC Miscellaneous	0.00	0.00	2,099.78
21 1990 0559	DIST Washington DC Trip	0.00	0.00	1,104.00
21 1990 0560	HE Miscellaneous	0.00	49.44	241.59
21 1990 0561	AP Miscellaneous	0.00	0.00	181.50
21 1990 0567	SE Miscellaneous	0.00	0.00	156.50
21 1990 0590	BE Student Council	0.00	0.00	586.31
21 1990 0600	BHS FBLA	0.00	2,672.00	5,806.66
21 1990 0651	BHS Play Production	0.00	558.80	2,984.80
21 1990 0652	BHS Speech	0.00	0.00	116.00
21 1990 0720	BHS French	0.00	0.00	271.30
21 1990 0750	BHS Journalism	0.00	0.00	65.00
21 1990 0800	BHS Miscellaneous	0.00	420.60	13,822.52
21 1990 0801	BHS Robotics	0.00	1,911.00	1,911.00
21 1990 0802	BHS Quiz Bowl	0.00	95.00	1,658.70
21 1990 0804	BHS Multi Cultural Club	0.00	1,951.00	1,951.00
21 1990 0805	BHS Boys' Youth Basketball	0.00	655.00	801.18
21 1990 0825	BHS Youth Girls' Basketball	0.00	0.00	103.95
21 1990 0830	BHS PSAT/AP	0.00	2,457.00	2,457.00
21 1990 0845	BMS Yearbook	0.00	0.00	100.00
21 1990 0846	BSMS Yearbook	0.00	0.00	10.00
21 1990 0872	BMS Service Club	0.00	150.00	150.00
21 1990 0880	DIST Facilities Use	0.00	6,905.00	30,785.54

Fund: 21 ACTIVITY FUND

<u>Account Number</u>	<u>Description</u>	<u>Revised Budget</u>	<u>During Month</u>	<u>To Date</u>
21 1990 0890	BHS Student Senate	0.00	0.00	6,090.00
21 1990 0892	BMS Cooking Club	0.00	240.00	2,200.00
21 1990 0893	BMS Miscellaneous	0.00	51.43	250.49
21 1990 0894	BSMS Student Senate	0.00	0.00	891.96
21 1990 0895	BSMS Cooking Club	0.00	0.00	(270.00)
21 1990 0896	BSMS Miscellaneous	0.00	8.98	166.78
21 1990 0900	BHS Music	0.00	2,039.00	2,039.00
21 1990 0910	BHS Musical	0.00	460.00	460.00
21 1990 0916	BMS Music Resale	0.00	40.00	178.00
21 1990 0917	BSMS Music Resale	0.00	19.00	273.00
21 1990 0952	BHS Art Lab	0.00	100.00	1,100.00
21 1990 0955	BHS Shop	0.00	30.00	515.00
21 1990 0971	PC Library	0.00	30.68	1,808.30
21 1990 0972	SE Library	0.00	2,444.01	2,485.29
21 1990 0975	BE Library	0.00	46.82	1,836.14
21 1990 0976	AP Library	0.00	24.19	668.49
21 1990 0995	HE Library	0.00	28.22	764.73
21 1990 0996	BMS Library	0.00	0.00	657.00
21 1990 0997	BSMS Library	0.00	0.00	834.95
Subtotal: LOCAL RECIEPTS		0.00	82,969.92	294,282.56
Fund Total:		0.00	82,969.92	294,282.56

Fund: 22 STUDENT FEE FUND

<u>Account Number</u>	<u>Description</u>	<u>Revised Budget</u>	<u>During Month</u>	<u>To Date</u>
22 1741 5100	Cooperative Loss	0.00	629.28	4,361.73
Subtotal: LOCAL RECIEPTS		0.00	629.28	4,361.73
Fund Total:		0.00	629.28	4,361.73

Fund: 24 QSC BONDS CDARS

<u>Account Number</u>	<u>Description</u>	<u>Revised Budget</u>	<u>During Month</u>	<u>To Date</u>
24 1510	Interest on Investments	0.00	1,853.89	7,814.07
Subtotal: LOCAL RECIEPTS		0.00	1,853.89	7,814.07
Fund Total:		0.00	1,853.89	7,814.07

Fund: 25 BOND FUND

<u>Account Number</u>	<u>Description</u>	<u>Revised Budget</u>	<u>During Month</u>	<u>To Date</u>
25 1100	Local Property Taxes	0.00	12,002.09	824,788.03
25 1510	Interest on Investments	0.00	18,556.96	123,681.99
Subtotal: LOCAL RECIEPTS		0.00	30,559.05	948,470.02
Fund Total:		0.00	30,559.05	948,470.02

Fund: 27 UNEMPLOYMENT CDARS

<u>Account Number</u>	<u>Description</u>	<u>Revised Budget</u>	<u>During Month</u>	<u>To Date</u>
27 1510	Interest on Investments	0.00	833.73	3,514.12
Subtotal: LOCAL RECIEPTS		0.00	833.73	3,514.12
Fund Total:		0.00	833.73	3,514.12

	<u>Revised Budget</u>	<u>During Month</u>	<u>To Date</u>
Grand Total:	0.00	4,240,866.02	11,797,737.48

Regular; Processing Month 12/2025

Account Number	Account Description	Revised Budget	Expended During Month	Expenditures to Date	% of Budget	Balance at EOM	P/ O Outstanding	Unencumbered Balance
01	GENERAL FUND CHECKING							
1100	REGULAR INSTRUCTIONAL PROGRAMS							
01 1100 110 000	REG INSTR - SALARIES NON-INSTR DIST	45,066.00	3,210.55	13,719.49	30.44	31,346.51	0.00	31,346.51
01 1100 111 000	REG INSTR - SALARIES TEACHERS DIST	264,099.00	13,370.26	53,481.04	20.25	210,617.96	0.00	210,617.96
01 1100 111 001	REG INSTR - SALARIES TEACHERS BHS	4,082,548.00	309,977.53	1,281,540.85	31.39	2,801,007.15	0.00	2,801,007.15
01 1100 111 002	REG INSTR - SALARIES TEACHERS BE	1,336,533.00	101,925.38	415,758.32	31.11	920,774.68	0.00	920,774.68
01 1100 111 003	REG INSTR - SALARIES TEACHERS PC	2,254,739.00	173,216.39	692,865.56	30.73	1,561,873.44	0.00	1,561,873.44
01 1100 111 004	REG INSTR - SALARIES TEACHERS HE	1,710,860.00	118,679.65	522,189.45	30.52	1,188,670.55	0.00	1,188,670.55
01 1100 111 005	REG INSTR - SALARIES TEACHERS BMS	2,255,382.00	170,409.17	681,636.68	30.22	1,573,745.32	0.00	1,573,745.32
01 1100 111 006	REG INSTR - SALARIES TEACHERS AP	1,684,058.00	150,903.33	603,613.32	35.84	1,080,444.68	0.00	1,080,444.68
01 1100 111 007	REG INSTR - SALARIES TEACHERS SE	1,653,289.00	130,480.25	521,921.00	31.57	1,131,368.00	0.00	1,131,368.00
01 1100 111 008	REG INSTR - SALARIES TEACHERS BSMS	2,683,867.00	213,976.48	854,597.37	31.84	1,829,269.63	0.00	1,829,269.63
01 1100 112 001	REG INSTR - SALARIES INSTR AIDES BHS	22,943.00	1,991.71	9,460.53	41.23	13,482.47	0.00	13,482.47
01 1100 112 002	REG INSTR - SALARIES INSTR AIDES BE	0.00	0.00	0.00	0.00	0.00	0.00	0.00
01 1100 112 003	REG INSTR - SALARIES INSTR AIDES PC	0.00	0.00	0.00	0.00	0.00	0.00	0.00
01 1100 112 004	REG INSTR - SALARIES INSTR AIDES HE	0.00	0.00	0.00	0.00	0.00	0.00	0.00
01 1100 112 005	REG INSTR - SALARIES INSTR AIDES BMS	0.00	0.00	0.00	0.00	0.00	0.00	0.00
01 1100 112 006	REG INSTR - SALARIES INSTR AIDES AP	0.00	0.00	0.00	0.00	0.00	0.00	0.00
01 1100 112 007	REG INSTR - SALARIES INSTR AIDES SE	0.00	0.00	0.00	0.00	0.00	0.00	0.00
01 1100 112 008	REG INSTR - SALARIES INSTR AIDES BSMS	0.00	0.00	0.00	0.00	0.00	0.00	0.00
01 1100 120 001	REG INSTR - SUBS NON-INSTR BHS	7,829.00	1,014.65	3,043.95	38.88	4,785.05	0.00	4,785.05
01 1100 120 005	REG INSTR - SUBS NON-INSTR BMS	108.00	2,380.53	3,941.53	3,649.56	(3,833.53)	0.00	(3,833.53)
01 1100 120 008	SUBS NON-INSTR BSMS	0.00	0.00	0.00	0.00	0.00	0.00	0.00
01 1100 122 001	REG INSTR - SUB AIDES/ASST HS	632.00	0.00	0.00	0.00	632.00	0.00	632.00
01 1100 122 002	REG INSTR - SUB AIDES/ASST BE	275.00	0.00	79.92	29.06	195.08	0.00	195.08
01 1100 122 003	REG INSTR - SUB AIDES/ASST PC	0.00	0.00	0.00	0.00	0.00	0.00	0.00
01 1100 122 004	REG INSTR - SUB AIDES/ASST HE	0.00	0.00	0.00	0.00	0.00	0.00	0.00
01 1100 122 005	REG INSTR - SUB AIDES/ASST BMS	1,343.00	89.54	89.54	6.67	1,253.46	0.00	1,253.46
01 1100 122 006	REG INSTR - SUB AIDES/ASST AP	150.00	0.00	0.00	0.00	150.00	0.00	150.00
01 1100 122 007	REG INSTR - SUB AIDES/ASST SE	0.00	0.00	0.00	0.00	0.00	0.00	0.00
01 1100 122 008	REG INSTR - SUB AIDES/ASST BSMS	1,922.00	0.00	0.00	0.00	1,922.00	0.00	1,922.00
01 1100 123 000	REG INSTR - SUB TEACHERS DIST	0.00	0.00	0.00	0.00	0.00	0.00	0.00
01 1100 123 001	REG INSTR - SUB TEACHERS BHS	133,608.00	12,330.00	44,947.50	33.64	88,660.50	0.00	88,660.50
01 1100 123 002	REG INSTR - SUB TEACHERS BE	69,609.00	6,030.00	24,635.00	35.39	44,974.00	0.00	44,974.00
01 1100 123 003	REG INSTR - SUB TEACHERS PC	76,540.00	7,730.00	21,380.00	27.93	55,160.00	0.00	55,160.00
01 1100 123 004	REG INSTR - SUB TEACHERS HE	63,618.00	7,692.50	26,512.50	41.67	37,105.50	0.00	37,105.50
01 1100 123 005	REG INSTR - SUB TEACHERS BMS	67,148.00	5,337.50	24,150.00	35.97	42,998.00	0.00	42,998.00
01 1100 123 006	REG INSTR - SUB TEACHERS AP	69,088.00	5,337.50	19,425.00	28.12	49,663.00	0.00	49,663.00
01 1100 123 007	REG INSTR - SUB TEACHERS SE	60,138.00	4,462.50	18,550.00	30.85	41,588.00	0.00	41,588.00
01 1100 123 008	REG INSTR - SUB TEACHERS BSMS	91,680.00	7,087.50	27,667.50	30.18	64,012.50	0.00	64,012.50
01 1100 130 000	REG INSTR - OT SALARIES NON-INSTR DIST	8,903.00	445.09	3,067.69	34.46	5,835.31	0.00	5,835.31
01 1100 130 001	REG INSTR - OT SALARIES NON-INSTR BHS	0.00	0.00	0.00	0.00	0.00	0.00	0.00
01 1100 132 001	REG INSTR - OT SALARIES AIDES BHS	510.00	0.00	0.00	0.00	510.00	0.00	510.00
01 1100 132 002	REG INSTR - OT SALARIES INSTR AIDES BE	0.00	0.00	0.00	0.00	0.00	0.00	0.00
01 1100 132 003	REG INSTR - OT SALARIES INSTR AIDES PC	0.00	0.00	0.00	0.00	0.00	0.00	0.00
01 1100 132 004	REG INSTR - OT SALARIES INSTR AIDES HE	0.00	0.00	0.00	0.00	0.00	0.00	0.00
01 1100 132 006	REG INSTR - OT SALARIES INSTR AIDES AP	0.00	0.00	0.00	0.00	0.00	0.00	0.00
01 1100 132 007	REG INSTR - OT SALARIES INSTR AIDES SE	0.00	0.00	0.00	0.00	0.00	0.00	0.00
01 1100 132 008	REG INSTR - OT SALARIES INSTR AIDES BSMS	0.00	0.00	0.00	0.00	0.00	0.00	0.00
01 1100 150 000	REG INSTR - ADD'L COMP NON-INSTR DIST	0.00	7.26	29.04	0.00	(29.04)	0.00	(29.04)
01 1100 150 001	REG INSTR - ADD'L COMP NON-INSTR BHS	5,294.00	634.96	2,454.84	46.37	2,839.16	0.00	2,839.16
01 1100 150 005	REG INSTR - ADD'L COMP NON-INSTR BMS	107.00	0.00	85.00	79.44	22.00	0.00	22.00
01 1100 150 008	REG INSTR - ADD'L COMP NON-INSTR BSMS	628.00	245.00	420.00	66.88	208.00	0.00	208.00
01 1100 151 000	REG INSTR - ADD'L COMP TEACHERS DIST	3,883.00	264.49	1,057.96	27.25	2,825.04	0.00	2,825.04
01 1100 151 001	REG INSTR - ADD'L COMP TEACHERS BHS	550,287.00	43,721.00	170,294.41	30.95	379,992.59	0.00	379,992.59

Regular; Processing Month 12/2025

Account Number	Account Description	Revised Budget	Expended During Month	Expenditures to Date	% of Budget	Balance at EOM	P/ O Outstanding	Unencumbered Balance
01 1100 271 008	REG INSTR - WORK COMP TEACHERS BSMS	0.00	0.00	0.00	0.00	0.00	0.00	0.00
01 1100 280 000	REG INSTR - HEALTH BEN NON-INSTR DIST	5,858.00	475.00	1,900.00	32.43	3,958.00	0.00	3,958.00
01 1100 281 000	REG INSTR - HEALTH BEN TEACHERS DIST	5,858.00	475.00	1,900.00	32.43	3,958.00	0.00	3,958.00
01 1100 281 001	REG INSTR - HEALTH BEN TEACHERS BHS	107,419.00	8,953.46	36,168.59	33.67	71,250.41	0.00	71,250.41
01 1100 281 002	REG INSTR - HEALTH BEN TEACHERS BE	76,208.00	4,790.36	18,920.94	24.83	57,287.06	0.00	57,287.06
01 1100 281 003	REG INSTR - HEALTH BEN TEACHERS PC	71,694.00	7,523.68	29,832.10	41.61	41,861.90	0.00	41,861.90
01 1100 281 004	REG INSTR - HEALTH BEN TEACHERS HE	50,186.00	3,346.53	13,299.58	26.50	36,886.42	0.00	36,886.42
01 1100 281 005	REG INSTR - HEALTH BEN TEACHERS BMS	95,364.00	7,512.41	30,049.64	31.51	65,314.36	0.00	65,314.36
01 1100 281 006	REG INSTR - HEALTH BEN TEACHERS AP	34,515.00	2,993.35	11,973.40	34.69	22,541.60	0.00	22,541.60
01 1100 281 007	REG INSTR - HEALTH BEN TEACHERS SE	45,500.00	4,380.12	17,520.48	38.51	27,979.52	0.00	27,979.52
01 1100 281 008	REG INSTR - HEALTH BEN TEACHERS BSMS	89,102.00	7,892.28	31,569.12	35.43	57,532.88	0.00	57,532.88
01 1100 320 002	REG INSTR - PROF ED SERVICES BE	0.00	0.00	0.00	0.00	0.00	0.00	0.00
01 1100 320 003	REG INSTR - PROF ED SERVICES PC	0.00	0.00	0.00	0.00	0.00	150.00	(150.00)
01 1100 320 004	REG INSTR - PROF ED SERVICES HE	0.00	0.00	0.00	0.00	0.00	0.00	0.00
01 1100 320 006	REG INSTR - PROF ED SERVICES AP	0.00	0.00	0.00	0.00	0.00	0.00	0.00
01 1100 320 007	REG INSTR - PROF ED SERVICES SE	0.00	0.00	0.00	0.00	0.00	0.00	0.00
01 1100 340 000	REG INSTR - OTHER PROF SERVICES DIST	0.00	0.00	0.00	0.00	0.00	0.00	0.00
01 1100 340 001	REG INSTR - OTHER PROF SERVICES BHS	0.00	0.00	0.00	0.00	0.00	0.00	0.00
01 1100 340 001 081	REG INSTR - PROF SERV VOCAL MUSIC BHS	0.00	222.00	222.00	0.00	(222.00)	0.00	(222.00)
01 1100 340 001 082	REG INSTR - PROF SERV INSTR MUSIC BHS	0.00	0.00	0.00	0.00	0.00	0.00	0.00
01 1100 340 002	REG INSTR - OTHER PROF SERVICES BE	0.00	0.00	0.00	0.00	0.00	0.00	0.00
01 1100 340 003	REG INSTR - OTHER PROF SERVICES PC	0.00	0.00	0.00	0.00	0.00	0.00	0.00
01 1100 340 004	REG INSTR - OTHER PROF SERVICES HE	105.00	0.00	0.00	0.00	105.00	0.00	105.00
01 1100 340 005	REG INSTR - OTHER PROF SERVICES BMS	0.00	0.00	0.00	0.00	0.00	0.00	0.00
01 1100 340 006	REG INSTR - OTHER PROF SERVICES AP	0.00	0.00	0.00	0.00	0.00	0.00	0.00
01 1100 340 007	REG INSTR - OTHER PROF SERVICES SE	0.00	0.00	0.00	0.00	0.00	0.00	0.00
01 1100 340 008	REG INSTR - OTHER PROF SERVICES BSMS	0.00	0.00	0.00	0.00	0.00	0.00	0.00
01 1100 440 001	REG INSTR - RENTALS BHS	0.00	0.00	0.00	0.00	0.00	0.00	0.00
01 1100 440 002	REG INSTR - RENTALS BE	0.00	0.00	0.00	0.00	0.00	0.00	0.00
01 1100 440 003	REG INSTR - RENTALS PC	0.00	0.00	0.00	0.00	0.00	0.00	0.00
01 1100 440 004	REG INSTR - RENTALS HE	0.00	0.00	0.00	0.00	0.00	0.00	0.00
01 1100 440 005	REG INSTR - RENTALS BMS	0.00	0.00	0.00	0.00	0.00	0.00	0.00
01 1100 440 006	REG INSTR - RENTALS AP	0.00	0.00	0.00	0.00	0.00	0.00	0.00
01 1100 440 007	REG INSTR - RENTALS SE	0.00	0.00	0.00	0.00	0.00	0.00	0.00
01 1100 440 008	REG INSTR - RENTALS BSMS	0.00	0.00	0.00	0.00	0.00	0.00	0.00
01 1100 550 000	REG INSTR - PRINTING DIST	62,797.00	12,570.79	26,473.37	42.22	36,323.63	36.79	36,286.84
01 1100 550 001	REG INSTR - PRINTING BHS	0.00	0.00	0.00	0.00	0.00	0.00	0.00
01 1100 550 002	REG INSTR - PRINTING BE	0.00	0.00	0.00	0.00	0.00	0.00	0.00
01 1100 550 003	REG INSTR - PRINTING PC	0.00	0.00	0.00	0.00	0.00	0.00	0.00
01 1100 550 004	REG INSTR - PRINTING HE	0.00	0.00	0.00	0.00	0.00	0.00	0.00
01 1100 550 005	REG INSTR - PRINTING BMS	780.00	0.00	0.00	0.00	780.00	0.00	780.00
01 1100 550 006	REG INSTR - PRINTING AP	0.00	0.00	0.00	0.00	0.00	0.00	0.00
01 1100 550 007	REG INSTR - PRINTING SE	0.00	0.00	110.97	0.00	(110.97)	0.00	(110.97)
01 1100 550 008	REG INSTR - PRINTING BSMS	0.00	0.00	0.00	0.00	0.00	0.00	0.00
01 1100 561 000	REG INSTR - TUIT PD OTHER DIST	72,477.00	0.00	0.00	0.00	72,477.00	0.00	72,477.00
01 1100 561 001	REG INSTR - TUIT PD OTHER DIST BHS	9,292.00	0.00	6,000.00	64.57	3,292.00	0.00	3,292.00
01 1100 561 005	REG INSTR - TUIT PD OTHER DIST BMS	0.00	0.00	0.00	0.00	0.00	0.00	0.00
01 1100 561 008	REG INSTR - TUIT PD OTHER DIST BSMS	0.00	0.00	0.00	0.00	0.00	0.00	0.00
01 1100 580 000	REG INSTR - TRAVEL & MILEAGE DIST	8,918.00	889.21	2,151.59	24.13	6,766.41	0.00	6,766.41
01 1100 580 001	REG INSTR - TRAVEL & MILEAGE BHS	155.00	0.00	181.16	116.88	(26.16)	0.00	(26.16)
01 1100 580 001 015	REG INSTR - TRAVEL & MILEAGE ENGLISH BHS	0.00	0.00	0.00	0.00	0.00	0.00	0.00
01 1100 580 001 016	REG INSTR - TRAVEL & MILEAGE JOURN BHS	0.00	0.00	0.00	0.00	0.00	0.00	0.00
01 1100 580 001 017	REG INSTR - TRAVEL & MILEAGE 1ACT/SP BHS	0.00	0.00	0.00	0.00	0.00	0.00	0.00
01 1100 580 001 020	REG INSTR - TRAVEL & MILEAGE SPANISH BHS	0.00	534.07	2,181.81	0.00	(2,181.81)	960.00	(3,141.81)
01 1100 580 001 021	REG INSTR - TRAVEL & MILEAGE FRENCH BHS	0.00	1,079.75	2,176.12	0.00	(2,176.12)	61.38	(2,237.50)

01/09/2026 02:07 PM

Regular; Processing Month 12/2025

User ID: MDT

Account Number	Account Description	Revised Budget	Expended During Month	Expenditures to Date	% of Budget	Balance at EOM	P/ O Outstanding	Unencumbered Balance
01 1100 610 001 020	REG INSTR - SUPPLIES SPANISH BHS	1,881.00	0.00	199.36	10.60	1,681.64	0.00	1,681.64
01 1100 610 001 021	REG INSTR - SUPPLIES FRENCH BHS	1,215.00	0.00	21.54	1.77	1,193.46	0.00	1,193.46
01 1100 610 001 030	REG INSTR - SUPPLIES SOC STUD BHS	2,011.00	0.00	0.00	0.00	2,011.00	0.00	2,011.00
01 1100 610 001 040	REG INSTR - SUPPLIES MATH BHS	8,550.00	0.00	59.99	0.70	8,490.01	0.00	8,490.01
01 1100 610 001 050	REG INSTR - SUPPLIES VOCATIONAL BHS	0.00	0.00	0.00	0.00	0.00	0.00	0.00
01 1100 610 001 051	REG INSTR - SUPPLIES BUSINESS BHS	2,072.00	8.58	8.58	0.41	2,063.42	0.00	2,063.42
01 1100 610 001 052	REG INSTR - SUPPLIES IND TECH BHS	6,054.00	475.41	2,765.40	51.03	3,288.60	323.68	2,964.92
01 1100 610 001 053	REG INSTR - SUPPLIES FCS BHS	8,232.00	1,074.37	3,337.96	40.55	4,894.04	0.00	4,894.04
01 1100 610 001 060	REG INSTR - SUPPLIES PE BHS	5,190.00	0.00	418.93	8.07	4,771.07	0.00	4,771.07
01 1100 610 001 070	REG INSTR - SUPPLIES SCIENCE BHS	15,947.00	0.00	1,622.84	10.76	14,324.16	93.18	14,230.98
01 1100 610 001 080	REG INSTR - SUPPLIES ART BHS	7,714.00	0.00	0.00	3.59	7,714.00	276.68	7,437.32
01 1100 610 001 081	REG INSTR - SUPPLIES VOCAL MUSIC BHS	1,568.00	0.00	210.95	13.45	1,357.05	0.00	1,357.05
01 1100 610 001 082	REG INSTR - SUPPLIES INSTR MUSIC BHS	6,203.00	0.00	407.64	6.57	5,795.36	0.00	5,795.36
01 1100 610 001 611	REG INSTR - TESTING SUPPLIES BHS	0.00	0.00	0.00	0.00	0.00	0.00	0.00
01 1100 610 002	REG INSTR - SUPPLIES BE	6,313.00	317.80	2,050.02	32.97	4,262.98	31.34	4,231.64
01 1100 610 002 001	REG INSTR - SUPPLIES 1ST GRADE BE	1,124.00	129.40	154.34	13.73	969.66	0.00	969.66
01 1100 610 002 002	REG INSTR - SUPPLIES 2ND GRADE BE	2,117.00	0.00	0.00	0.00	2,117.00	0.00	2,117.00
01 1100 610 002 003	REG INSTR - SUPPLIES 3RD GRADE BE	958.00	0.00	51.98	5.43	906.02	0.00	906.02
01 1100 610 002 004	REG INSTR - SUPPLIES 4TH GRADE BE	893.00	0.00	0.00	0.00	893.00	0.00	893.00
01 1100 610 002 005	REG INSTR - SUPPLIES 5TH GRADE BE	836.00	0.00	316.40	37.85	519.60	0.00	519.60
01 1100 610 002 007	REG INSTR - SUPPLIES KDG BE	854.00	0.00	61.50	7.20	792.50	0.00	792.50
01 1100 610 002 020	REG INSTR - SUPPLIES SPANISH BE	0.00	0.00	0.00	0.00	0.00	0.00	0.00
01 1100 610 002 060	REG INSTR - SUPPLIES PE BE	0.00	0.00	0.00	0.00	0.00	0.00	0.00
01 1100 610 002 080	REG INSTR - SUPPLIES ART BE	1,441.00	191.30	915.95	63.56	525.05	0.00	525.05
01 1100 610 002 081	REG INSTR - SUPPLIES VOCAL MUSIC BE	816.00	15.99	3,229.99	395.83	(2,413.99)	0.00	(2,413.99)
01 1100 610 002 082	REG INSTR - SUPPLIES INSTR MUSIC BE	0.00	0.00	0.00	0.00	0.00	0.00	0.00
01 1100 610 002 611	REG INSTR - TESTING SUPPLIES BE	3,307.00	0.00	0.00	0.00	3,307.00	0.00	3,307.00
01 1100 610 003	REG INSTR - SUPPLIES PC	7,752.00	1,169.50	1,525.15	19.67	6,226.85	0.00	6,226.85
01 1100 610 003 001	REG INSTR - SUPPLIES 1ST GRADE PC	778.00	0.00	27.54	6.11	750.46	19.99	730.47
01 1100 610 003 002	REG INSTR - SUPPLIES 2ND GRADE PC	831.00	0.00	0.00	0.00	831.00	0.00	831.00
01 1100 610 003 003	REG INSTR - SUPPLIES 3RD GRADE PC	1,611.00	0.00	234.33	14.55	1,376.67	0.00	1,376.67
01 1100 610 003 004	REG INSTR - SUPPLIES 4TH GRADE PC	1,182.00	99.96	246.58	20.86	935.42	0.00	935.42
01 1100 610 003 005	REG INSTR - SUPPLIES 5TH GRADE PC	998.00	0.00	133.65	13.39	864.35	0.00	864.35
01 1100 610 003 007	REG INSTR - SUPPLIES KDG PC	1,719.00	0.00	0.00	0.00	1,719.00	0.00	1,719.00
01 1100 610 003 020	REG INSTR - SUPPLIES SPANISH PC	0.00	0.00	0.00	0.00	0.00	0.00	0.00
01 1100 610 003 060	REG INSTR - SUPPLIES PE PC	735.00	29.99	592.65	80.63	142.35	0.00	142.35
01 1100 610 003 080	REG INSTR - SUPPLIES ART PC	513.00	372.04	388.84	75.80	124.16	0.00	124.16
01 1100 610 003 081	REG INSTR - SUPPLIES VOCAL MUSIC PC	374.00	0.00	42.99	26.66	331.01	56.73	274.28
01 1100 610 003 082	REG INSTR - SUPPLIES INSTR MUSIC PC	0.00	0.00	0.00	0.00	0.00	0.00	0.00
01 1100 610 003 611	REG INSTR - TESTING SUPPLIES PC	3,307.00	0.00	0.00	0.00	3,307.00	0.00	3,307.00
01 1100 610 004	REG INSTR - SUPPLIES HE	5,218.00	1,704.62	2,080.66	39.87	3,137.34	0.00	3,137.34
01 1100 610 004 001	REG INSTR - SUPPLIES 1ST GRADE HE	1,360.00	0.00	0.00	0.00	1,360.00	0.00	1,360.00
01 1100 610 004 002	REG INSTR - SUPPLIES 2ND GRADE HE	1,174.00	0.00	0.00	0.00	1,174.00	0.00	1,174.00
01 1100 610 004 003	REG INSTR - SUPPLIES 3RD GRADE HE	1,319.00	0.00	0.00	0.93	1,319.00	12.28	1,306.72
01 1100 610 004 004	REG INSTR - SUPPLIES 4TH GRADE HE	2,429.00	0.00	0.00	0.00	2,429.00	0.00	2,429.00
01 1100 610 004 005	REG INSTR - SUPPLIES 5TH GRADE HE	2,287.00	0.00	0.00	0.00	2,287.00	0.00	2,287.00
01 1100 610 004 007	REG INSTR - SUPPLIES KDG HE	2,049.00	0.00	0.00	1.41	2,049.00	28.99	2,020.01
01 1100 610 004 020	REG INSTR - SUPPLIES SPANISH HE	0.00	0.00	0.00	0.00	0.00	0.00	0.00
01 1100 610 004 060	REG INSTR - SUPPLIES PE HE	2,146.00	0.00	0.00	0.00	2,146.00	0.00	2,146.00
01 1100 610 004 080	REG INSTR - SUPPLIES ART HE	2,386.00	90.66	991.22	42.36	1,394.78	19.60	1,375.18
01 1100 610 004 081	REG INSTR - SUPPLIES VOCAL MUSIC HE	2,481.00	0.00	183.15	7.78	2,297.85	9.89	2,287.96
01 1100 610 004 082	REG INSTR - SUPPLIES INSTR MUSIC HE	0.00	0.00	0.00	0.00	0.00	0.00	0.00
01 1100 610 004 611	REG INSTR - TESTING SUPPLIES HE	3,343.00	0.00	0.00	0.00	3,343.00	0.00	3,343.00
01 1100 610 005	REG INSTR - SUPPLIES BMS	25,034.00	755.45	1,241.07	4.96	23,792.93	0.00	23,792.93
01 1100 610 005 015	REG INSTR - SUPPLIES ENGLISH BMS	1,665.00	336.01	677.44	41.16	987.56	7.91	979.65

01/09/2026 02:07 PM

Regular; Processing Month 12/2025

User ID: MDT

Account Number	Account Description	Revised Budget	Expended During Month	Expenditures to Date	% of Budget	Balance at EOM	P/ O Outstanding	Unencumbered Balance
01 1100 610 005 018	REG INSTR - SUPPLIES READING BMS	2,209.00	48.06	277.55	22.04	1,931.45	209.41	1,722.04
01 1100 610 005 019	REG INSTR - SUPPLIES SPEECH/DRAMA BMS	518.00	0.00	90.50	17.47	427.50	0.00	427.50
01 1100 610 005 022	REG INSTR - SUPPLIES WORLD LANG BMS	738.00	167.79	363.37	51.00	374.63	13.00	361.63
01 1100 610 005 030	REG INSTR - SUPPLIES SOC STUD BMS	1,115.00	345.33	396.86	35.59	718.14	0.00	718.14
01 1100 610 005 040	REG INSTR - SUPPLIES MATH BMS	1,903.00	78.84	4,324.21	227.23	(2,421.21)	0.00	(2,421.21)
01 1100 610 005 050	REG INSTR - SUPPLIES T&L BMS	8,750.00	57.24	1,341.60	18.41	7,408.40	269.18	7,139.22
01 1100 610 005 054	REG INSTR - SUPPLIES COMPUTERS BMS	0.00	0.00	0.00	0.00	0.00	0.00	0.00
01 1100 610 005 060	REG INSTR - SUPPLIES PE/HEALTH BMS	1,130.00	0.00	151.00	13.36	979.00	0.00	979.00
01 1100 610 005 070	REG INSTR - SUPPLIES SCIENCE BMS	2,014.00	332.66	808.37	42.99	1,205.63	57.54	1,148.09
01 1100 610 005 080	REG INSTR - SUPPLIES ART BMS	3,699.00	376.67	460.66	12.74	3,238.34	10.47	3,227.87
01 1100 610 005 081	REG INSTR - SUPPLIES VOCAL MUSIC BMS	0.00	0.00	39.95	0.00	(39.95)	0.00	(39.95)
01 1100 610 005 082	REG INSTR - SUPPLIES INSTR MUSIC BMS	0.00	0.00	97.37	0.00	(97.37)	0.00	(97.37)
01 1100 610 005 083	REG INSTR - SUPPLIES GENERAL MUSIC BMS	551.00	0.00	23.98	4.35	527.02	0.00	527.02
01 1100 610 005 611	REG INSTR - TESTING SUPPLIES BMS	0.00	0.00	0.00	0.00	0.00	0.00	0.00
01 1100 610 006	REG INSTR - SUPPLIES AP	22,700.00	1,339.25	2,954.40	13.01	19,745.60	0.00	19,745.60
01 1100 610 006 001	REG INSTR - SUPPLIES 1ST GRADE AP	955.00	0.00	0.00	0.00	955.00	0.00	955.00
01 1100 610 006 002	REG INSTR - SUPPLIES 2ND GRADE AP	1,210.00	0.00	0.00	0.00	1,210.00	0.00	1,210.00
01 1100 610 006 003	REG INSTR - SUPPLIES 3RD GRADE AP	1,065.00	0.00	124.21	11.66	940.79	0.00	940.79
01 1100 610 006 004	REG INSTR - SUPPLIES 4TH GRADE AP	1,011.00	13.74	13.74	1.36	997.26	0.00	997.26
01 1100 610 006 005	REG INSTR - SUPPLIES 5TH GRADE AP	457.00	14.98	270.52	59.19	186.48	0.00	186.48
01 1100 610 006 007	REG INSTR - SUPPLIES KDG AP	1,496.00	467.80	467.80	40.09	1,028.20	131.93	896.27
01 1100 610 006 020	REG INSTR - SUPPLIES SPANISH AP	0.00	0.00	0.00	0.00	0.00	0.00	0.00
01 1100 610 006 060	REG INSTR - SUPPLIES PE AP	1,331.00	0.00	295.26	22.18	1,035.74	0.00	1,035.74
01 1100 610 006 080	REG INSTR - SUPPLIES ART AP	2,102.00	110.12	310.64	14.78	1,791.36	0.00	1,791.36
01 1100 610 006 081	REG INSTR - SUPPLIES VOCAL MUSIC AP	783.00	104.97	258.76	33.05	524.24	0.00	524.24
01 1100 610 006 082	REG INSTR - SUPPLIES INSTR MUSIC AP	0.00	0.00	0.00	0.00	0.00	0.00	0.00
01 1100 610 006 611	REG INSTR - TESTING SUPPLIES AP	3,307.00	0.00	0.00	0.00	3,307.00	0.00	3,307.00
01 1100 610 007	REG INSTR - SUPPLIES SE	9,166.00	1,092.01	2,964.82	32.35	6,201.18	0.00	6,201.18
01 1100 610 007 001	REG INSTR - SUPPLIES 1ST GRADE SE	633.00	0.00	0.00	0.00	633.00	0.00	633.00
01 1100 610 007 002	REG INSTR - SUPPLIES 2ND GRADE SE	946.00	0.00	158.47	16.75	787.53	0.00	787.53
01 1100 610 007 003	REG INSTR - SUPPLIES 3RD GRADE SE	543.00	0.00	44.20	8.14	498.80	0.00	498.80
01 1100 610 007 004	REG INSTR - SUPPLIES 4TH GRADE SE	610.00	0.00	0.00	0.00	610.00	0.00	610.00
01 1100 610 007 005	REG INSTR - SUPPLIES 5TH GRADE SE	455.00	0.00	0.00	0.00	455.00	0.00	455.00
01 1100 610 007 007	REG INSTR - SUPPLIES KDG SE	621.00	0.00	0.00	0.00	621.00	0.00	621.00
01 1100 610 007 020	REG INSTR - SUPPLIES SPANISH SE	0.00	0.00	0.00	0.00	0.00	0.00	0.00
01 1100 610 007 060	REG INSTR - SUPPLIES PE SE	634.00	0.00	174.97	27.60	459.03	0.00	459.03
01 1100 610 007 080	REG INSTR - SUPPLIES ART SE	2,540.00	138.96	372.22	14.65	2,167.78	0.00	2,167.78
01 1100 610 007 081	REG INSTR - SUPPLIES VOCAL MUSIC SE	878.00	0.00	12.89	1.47	865.11	0.00	865.11
01 1100 610 007 082	REG INSTR - SUPPLIES INSTR MUSIC SE	0.00	0.00	0.00	0.00	0.00	0.00	0.00
01 1100 610 007 611	REG INSTR - TESTING SUPPLIES SE	3,307.00	0.00	0.00	0.00	3,307.00	0.00	3,307.00
01 1100 610 008	REG INSTR - SUPPLIES BSMS	14,375.00	2,208.13	2,771.93	19.28	11,603.07	0.00	11,603.07
01 1100 610 008 015	REG INSTR - SUPPLIES ENGLISH BSMS	639.00	0.00	0.00	0.00	639.00	0.00	639.00
01 1100 610 008 018	REG INSTR - SUPPLIES READING BSMS	541.00	0.00	223.12	41.24	317.88	0.00	317.88
01 1100 610 008 019	REG INSTR - SUPPLIES SPEECH/DRAMA BSMS	1,155.00	0.00	966.70	87.44	188.30	43.27	145.03
01 1100 610 008 022	REG INSTR - SUPPLIES WORLD LANG BSMS	342.00	81.34	81.34	23.78	260.66	0.00	260.66
01 1100 610 008 030	REG INSTR - SUPPLIES SOC STUD BSMS	1,130.00	0.00	0.00	0.00	1,130.00	0.00	1,130.00
01 1100 610 008 040	REG INSTR - SUPPLIES MATH BSMS	166.00	0.00	121.44	73.16	44.56	0.00	44.56
01 1100 610 008 050	REG INSTR - SUPPLIES T&L BSMS	10,441.00	27.86	4,675.35	44.78	5,765.65	0.00	5,765.65
01 1100 610 008 054	REG INSTR - SUPPLIES COMPUTERS BSMS	1,509.00	0.00	0.00	0.00	1,509.00	0.00	1,509.00
01 1100 610 008 060	REG INSTR - SUPPLIES PE/HEALTH BSMS	4,426.00	0.00	23.80	1.20	4,402.20	29.30	4,372.90
01 1100 610 008 070	REG INSTR - SUPPLIES SCIENCE BSMS	4,882.00	306.97	2,121.18	43.65	2,760.82	9.99	2,750.83
01 1100 610 008 080	REG INSTR - SUPPLIES ART BSMS	4,592.00	88.08	1,152.54	25.26	3,439.46	7.18	3,432.28
01 1100 610 008 081	REG INSTR - SUPPLIES VOCAL MUSIC BSMS	0.00	0.00	0.00	0.00	0.00	0.00	0.00
01 1100 610 008 082	REG INSTR - SUPPLIES INSTR MUSIC BSMS	3,759.00	0.00	97.37	2.59	3,661.63	0.00	3,661.63
01 1100 610 008 083	REG INSTR - SUPPLIES GENERAL MUSIC BSMS	1,834.00	0.00	599.54	32.69	1,234.46	0.00	1,234.46

Account Number	Account Description	Revised Budget	Expended During Month	Expenditures to Date	% of Budget	Balance at EOM	P/ O Outstanding	Unencumbered Balance
01 1100 610 008 611	REG INSTR - TESTING SUPPLIES BSMS	0.00	0.00	0.00	0.00	0.00	0.00	0.00
01 1100 640 000	REG INSTR - BOOKS & PERIODICALS DISTRICT	1,248,402.00	0.00	0.00	0.00	1,248,402.00	0.00	1,248,402.00
01 1100 640 001	REG INSTR - BOOKS & PERIODICALS BHS	3,834.00	0.00	2,712.04	70.74	1,121.96	0.00	1,121.96
01 1100 640 001 015	REG INSTR - BOOKS & PER ENGLISH BHS	11,573.00	0.00	458.19	3.96	11,114.81	0.00	11,114.81
01 1100 640 001 016	REG INSTR - BOOKS & PER JOURN BHS	0.00	0.00	0.00	0.00	0.00	0.00	0.00
01 1100 640 001 017	REG INSTR - BOOKS & PER ONE-ACT BHS	612.00	0.00	0.00	0.00	612.00	0.00	612.00
01 1100 640 001 020	REG INSTR - BOOKS & PER SPANISH BHS	4,555.00	0.00	0.00	5.72	4,555.00	260.44	4,294.56
01 1100 640 001 021	REG INSTR - BOOKS & PER FRENCH BHS	8,706.00	0.00	0.00	0.00	8,706.00	0.00	8,706.00
01 1100 640 001 030	REG INSTR - BOOKS & PER SOC STUD BHS	3,808.00	0.00	0.00	0.00	3,808.00	0.00	3,808.00
01 1100 640 001 040	REG INSTR - BOOKS & PER MATH BHS	0.00	0.00	0.00	0.00	0.00	0.00	0.00
01 1100 640 001 050	REG INSTR - BOOKS & PER VOCATIONAL BHS	0.00	0.00	0.00	0.00	0.00	0.00	0.00
01 1100 640 001 051	REG INSTR - BOOKS & PER BUSINESS BHS	255.00	0.00	1,612.02	632.16	(1,357.02)	0.00	(1,357.02)
01 1100 640 001 052	REG INSTR - BOOKS & PER IND TECH BHS	0.00	0.00	162.30	0.00	(162.30)	0.00	(162.30)
01 1100 640 001 053	REG INSTR - BOOKS & PER FCS BHS	0.00	0.00	0.00	0.00	0.00	0.00	0.00
01 1100 640 001 060	REG INSTR - BOOKS & PER PE BHS	0.00	0.00	0.00	0.00	0.00	0.00	0.00
01 1100 640 001 070	REG INSTR - BOOKS & PER SCIENCE BHS	0.00	0.00	0.00	0.00	0.00	0.00	0.00
01 1100 640 001 080	REG INSTR - BOOKS & PER ART BHS	0.00	0.00	0.00	0.00	0.00	0.00	0.00
01 1100 640 001 081	REG INSTR - BOOKS & PER VOCAL MUSIC BHS	6,492.00	0.00	476.40	7.34	6,015.60	0.00	6,015.60
01 1100 640 001 082	REG INSTR - INSTR SHEET MUSIC BHS	2,675.00	0.00	0.00	0.00	2,675.00	0.00	2,675.00
01 1100 640 002	REG INSTR - BOOKS & PERIODICALS BE	1,460.00	0.00	0.00	0.00	1,460.00	0.00	1,460.00
01 1100 640 002 001	REG INSTR - BOOKS & PER 1ST GRADE BE	0.00	0.00	0.00	0.00	0.00	0.00	0.00
01 1100 640 002 002	REG INSTR - BOOKS & PER 2ND GRADE BE	0.00	0.00	0.00	0.00	0.00	0.00	0.00
01 1100 640 002 003	REG INSTR - BOOKS & PER 3RD GRADE BE	0.00	0.00	0.00	0.00	0.00	49.98	(49.98)
01 1100 640 002 004	REG INSTR - BOOKS & PER 4TH GRADE BE	0.00	0.00	0.00	0.00	0.00	0.00	0.00
01 1100 640 002 005	REG INSTR - BOOKS & PER 5TH GRADE BE	0.00	0.00	0.00	0.00	0.00	0.00	0.00
01 1100 640 002 007	REG INSTR - BOOKS & PER KDG BE	0.00	0.00	0.00	0.00	0.00	0.00	0.00
01 1100 640 002 020	REG INSTR - BOOKS & PER SPANISH BE	0.00	0.00	0.00	0.00	0.00	0.00	0.00
01 1100 640 002 080	REG INSTR - BOOKS & PER ART BE	0.00	0.00	0.00	0.00	0.00	0.00	0.00
01 1100 640 002 081	REG INSTR - BOOKS & PER VOCAL MUSIC BE	358.00	0.00	0.00	0.00	358.00	0.00	358.00
01 1100 640 002 082	REG INSTR - INSTR SHEET MUSIC BE	0.00	0.00	0.00	0.00	0.00	0.00	0.00
01 1100 640 003	REG INSTR - BOOKS & PERIODICALS PC	1,460.00	0.00	160.00	10.96	1,300.00	0.00	1,300.00
01 1100 640 003 001	REG INSTR - BOOKS & PER 1ST GRADE PC	0.00	0.00	0.00	0.00	0.00	0.00	0.00
01 1100 640 003 002	REG INSTR - BOOKS & PER 2ND GRADE PC	0.00	0.00	0.00	0.00	0.00	0.00	0.00
01 1100 640 003 003	REG INSTR - BOOKS & PER 3RD GRADE PC	0.00	0.00	0.00	0.00	0.00	49.98	(49.98)
01 1100 640 003 004	REG INSTR - BOOKS & PER 4TH GRADE PC	0.00	0.00	0.00	0.00	0.00	0.00	0.00
01 1100 640 003 005	REG INSTR - BOOKS & PER 5TH GRADE PC	738.00	0.00	0.00	0.00	738.00	0.00	738.00
01 1100 640 003 007	REG INSTR - BOOKS & PER KDG PC	0.00	0.00	0.00	0.00	0.00	0.00	0.00
01 1100 640 003 020	REG INSTR - BOOKS & PER SPANISH PC	0.00	0.00	0.00	0.00	0.00	0.00	0.00
01 1100 640 003 080	REG INSTR - BOOKS & PER ART PC	0.00	0.00	0.00	0.00	0.00	0.00	0.00
01 1100 640 003 081	REG INSTR - BOOKS & PER VOCAL MUSIC PC	0.00	0.00	0.00	0.00	0.00	0.00	0.00
01 1100 640 003 082	REG INSTR - INSTR SHEET MUSIC PC	0.00	0.00	0.00	0.00	0.00	0.00	0.00
01 1100 640 004	REG INSTR - BOOKS & PERIODICALS HE	1,959.00	0.00	0.00	0.00	1,959.00	0.00	1,959.00
01 1100 640 004 001	REG INSTR - BOOKS & PER 1ST GRADE HE	0.00	0.00	602.00	0.00	(602.00)	0.00	(602.00)
01 1100 640 004 002	REG INSTR - BOOKS & PER 2ND GRADE HE	0.00	0.00	0.00	0.00	0.00	0.00	0.00
01 1100 640 004 003	REG INSTR - BOOKS & PER 3RD GRADE HE	0.00	0.00	0.00	0.00	0.00	49.98	(49.98)
01 1100 640 004 004	REG INSTR - BOOKS & PER 4TH GRADE HE	0.00	0.00	0.00	0.00	0.00	0.00	0.00
01 1100 640 004 005	REG INSTR - BOOKS & PER 5TH GRADE HE	0.00	0.00	0.00	0.00	0.00	0.00	0.00
01 1100 640 004 007	REG INSTR - BOOKS & PER KDG HE	0.00	0.00	0.00	0.00	0.00	0.00	0.00
01 1100 640 004 020	REG INSTR - BOOKS & PER SPANISH HE	0.00	0.00	0.00	0.00	0.00	0.00	0.00
01 1100 640 004 080	REG INSTR - BOOKS & PER ART HE	0.00	0.00	0.00	0.00	0.00	0.00	0.00
01 1100 640 004 081	REG INSTR - BOOKS & PER VOCAL MUSIC HE	0.00	0.00	0.00	0.00	0.00	0.00	0.00
01 1100 640 004 082	REG INSTR - INSTR SHEET MUSIC HE	0.00	0.00	0.00	0.00	0.00	0.00	0.00
01 1100 640 005	REG INSTR - BOOKS & PERIODICALS BMS	933.00	0.00	0.00	0.00	933.00	0.00	933.00
01 1100 640 005 015	REG INSTR - BOOKS & PER ENGLISH BMS	956.00	0.00	0.00	0.00	956.00	0.00	956.00
01 1100 640 005 018	REG INSTR - BOOKS & PER READING BMS	1,639.00	0.00	0.00	0.00	1,639.00	0.00	1,639.00

Account Number	Account Description	Revised Budget	Expended During Month	Expenditures to Date	% of Budget	Balance at EOM	P/ O Outstanding	Unencumbered Balance
01 1100 650 006 002	REG INSTR - SUPPLIES TECH-REL 2 GRADE AP	0.00	0.00	0.00	0.00	0.00	0.00	0.00
01 1100 650 006 003	REG INSTR - SUPPLIES TECH-REL 3 GRADE AP	0.00	0.00	0.00	0.00	0.00	0.00	0.00
01 1100 650 006 004	REG INSTR - SUPPLIES TECH-REL 4 GRADE AP	0.00	0.00	0.00	0.00	0.00	0.00	0.00
01 1100 650 006 005	REG INSTR - SUPPLIES TECH-REL 5 GRADE AP	0.00	0.00	0.00	0.00	0.00	0.00	0.00
01 1100 650 006 007	REG INSTR - SUPPLIES TECH-REL KDG AP	0.00	0.00	0.00	0.00	0.00	0.00	0.00
01 1100 650 006 080	REG INSTR - SUPPLIES TECH-REL ART AP	0.00	0.00	0.00	0.00	0.00	0.00	0.00
01 1100 650 006 081	REG INSTR - SUPPLIES TECH-REL VOC MUS AP	0.00	0.00	6.97	0.00	(6.97)	0.00	(6.97)
01 1100 650 006 082	REG INSTR - SUPPLIES TECH-REL INS MUS AP	0.00	0.00	0.00	0.00	0.00	0.00	0.00
01 1100 650 007	REG INSTR - SUPPLIES TECH-REL SE	262.00	0.00	0.00	0.00	262.00	0.00	262.00
01 1100 650 007 001	REG INSTR - SUPPLIES TECH-REL 1 GRADE SE	0.00	0.00	0.00	0.00	0.00	0.00	0.00
01 1100 650 007 002	REG INSTR - SUPPLIES TECH-REL 2 GRADE SE	0.00	0.00	0.00	0.00	0.00	0.00	0.00
01 1100 650 007 003	REG INSTR - SUPPLIES TECH-REL 3 GRADE SE	0.00	0.00	0.00	0.00	0.00	0.00	0.00
01 1100 650 007 004	REG INSTR - SUPPLIES TECH-REL 4 GRADE SE	0.00	0.00	0.00	0.00	0.00	0.00	0.00
01 1100 650 007 005	REG INSTR - SUPPLIES TECH-REL 5 GRADE SE	0.00	0.00	0.00	0.00	0.00	0.00	0.00
01 1100 650 007 007	REG INSTR - SUPPLIES TECH-REL KDG SE	0.00	0.00	0.00	0.00	0.00	0.00	0.00
01 1100 650 007 080	REG INSTR - SUPPLIES TECH-REL ART SE	0.00	0.00	0.00	0.00	0.00	0.00	0.00
01 1100 650 007 081	REG INSTR - SUPPLIES TECH-REL VOC MUS SE	0.00	0.00	0.00	0.00	0.00	0.00	0.00
01 1100 650 007 082	REG INSTR - SUPPLIES TECH-REL INS MUS SE	0.00	0.00	0.00	0.00	0.00	0.00	0.00
01 1100 650 008	REG INSTR - SUPPLIES TECH-REL BSMS	436.00	0.00	0.00	0.00	436.00	0.00	436.00
01 1100 650 008 015	REG INSTR - SUPPLIES TECH-REL ENG BSMS	0.00	0.00	0.00	0.00	0.00	0.00	0.00
01 1100 650 008 018	REG INSTR - SUPPLIES TECH-REL READ BSMS	184.00	0.00	0.00	0.00	184.00	0.00	184.00
01 1100 650 008 019	REG INSTR - SUPPLIES TECH-REL SP/DR BSMS	0.00	0.00	0.00	0.00	0.00	0.00	0.00
01 1100 650 008 022	REG INSTR - SUPPLIES TECH-REL WR LG BSMS	0.00	0.00	0.00	0.00	0.00	0.00	0.00
01 1100 650 008 030	REG INSTR - SUPPLIES TECH SOC STUD BSMS	0.00	0.00	0.00	0.00	0.00	0.00	0.00
01 1100 650 008 040	REG INSTR - SUPPLIES TECH-REL MATH BSMS	0.00	0.00	0.00	0.00	0.00	0.00	0.00
01 1100 650 008 050	REG INSTR - SUPPLIES TECH-REL T&L BSMS	0.00	0.00	0.00	0.00	0.00	0.00	0.00
01 1100 650 008 054	REG INSTR - SUPPLIES TECH-REL COMP BSMS	0.00	0.00	2,990.00	0.00	(2,990.00)	0.00	(2,990.00)
01 1100 650 008 060	REG INSTR - SUPPLIES TECH-REL PE/HT BSMS	0.00	0.00	0.00	0.00	0.00	0.00	0.00
01 1100 650 008 070	REG INSTR - SUPPLIES TECH-REL SCI BSMS	0.00	0.00	0.00	0.00	0.00	0.00	0.00
01 1100 650 008 080	REG INSTR - SUPPLIES TECH-REL ART BSMS	0.00	0.00	0.00	0.00	0.00	0.00	0.00
01 1100 650 008 081	REG INSTR - SUPPLIES TECH-REL VOCAL BSMS	0.00	0.00	39.95	0.00	(39.95)	0.00	(39.95)
01 1100 650 008 082	REG INSTR - SUPPLIES TECH-REL INST BSMS	0.00	0.00	0.00	0.00	0.00	0.00	0.00
01 1100 650 008 083	REG INSTR - SUPPLIES TECH-REL MUSIC BSMS	0.00	0.00	0.00	0.00	0.00	0.00	0.00
01 1100 733 000	REG INSTR - FURN & EQUIP DISTRICT	0.00	0.00	0.00	0.00	0.00	0.00	0.00
01 1100 733 001	REG INSTR - FURN & EQUIP BHS	1,149.00	0.00	0.00	0.00	1,149.00	0.00	1,149.00
01 1100 733 001 015	REG INSTR - FURN & EQUIP ENGLISH BHS	0.00	0.00	0.00	0.00	0.00	0.00	0.00
01 1100 733 001 016	REG INSTR - FURN & EQUIP JOURNALISM BHS	0.00	0.00	0.00	0.00	0.00	0.00	0.00
01 1100 733 001 017	REG INSTR - FURN & EQUIP ONE-ACT BHS	0.00	0.00	0.00	0.00	0.00	0.00	0.00
01 1100 733 001 020	REG INSTR - FURN & EQUIP SPANISH BHS	667.00	0.00	0.00	0.00	667.00	0.00	667.00
01 1100 733 001 021	REG INSTR - FURN & EQUIP FRENCH BHS	0.00	0.00	0.00	0.00	0.00	0.00	0.00
01 1100 733 001 030	REG INSTR - FURN & EQUIP SOC STUD BHS	2,286.00	0.00	0.00	0.00	2,286.00	0.00	2,286.00
01 1100 733 001 040	REG INSTR - FURN & EQUIP MATH BHS	517.00	0.00	132.98	25.72	384.02	0.00	384.02
01 1100 733 001 050	REG INSTR - FURN & EQUIP T&L BHS	0.00	0.00	0.00	0.00	0.00	0.00	0.00
01 1100 733 001 052	REG INSTR - FURN & EQUIP IND TECH BHS	1,093.00	14.28	14.28	1.31	1,078.72	0.00	1,078.72
01 1100 733 001 060	REG INSTR - FURN & EQUIP PE BHS	0.00	0.00	0.00	0.00	0.00	0.00	0.00
01 1100 733 001 070	REG INSTR - FURN & EQUIP SCIENCE BHS	0.00	0.00	0.00	0.00	0.00	0.00	0.00
01 1100 733 001 080	REG INSTR - FURN & EQUIP ART BHS	0.00	0.00	0.00	0.00	0.00	0.00	0.00
01 1100 733 001 081	REG INSTR - FURN & EQUIP VOCAL MUSIC BHS	1,930.00	326.43	733.69	38.02	1,196.31	0.00	1,196.31
01 1100 733 001 082	REG INSTR - FURN & EQUIP INSTR MUSIC BHS	5,579.00	0.00	0.00	0.00	5,579.00	0.00	5,579.00
01 1100 733 002	REG INSTR - FURN & EQUIP BE	2,660.00	0.00	0.00	0.00	2,660.00	0.00	2,660.00
01 1100 733 002 001	REG INSTR - FURN & EQUIP 1ST GRADE BE	806.00	0.00	0.00	0.00	806.00	0.00	806.00
01 1100 733 002 002	REG INSTR - FURN & EQUIP 2ND GRADE BE	0.00	0.00	0.00	0.00	0.00	0.00	0.00
01 1100 733 002 003	REG INSTR - FURN & EQUIP 3RD GRADE BE	734.00	0.00	24.90	3.39	709.10	0.00	709.10
01 1100 733 002 004	REG INSTR - FURN & EQUIP 4TH GRADE BE	1,268.00	0.00	0.00	0.00	1,268.00	0.00	1,268.00
01 1100 733 002 005	REG INSTR - FURN & EQUIP 5TH GRADE BE	0.00	0.00	66.39	0.00	(66.39)	0.00	(66.39)

Account Number	Account Description	Revised Budget	Expended During Month	Expenditures to Date	% of Budget	Balance at EOM	P/ O Outstanding	Unencumbered Balance
01 1100 733 007 002	REG INSTR - FURN & EQUIP 2ND GRADE SE	0.00	0.00	0.00	0.00	0.00	0.00	0.00
01 1100 733 007 003	REG INSTR - FURN & EQUIP 3RD GRADE SE	0.00	0.00	0.00	0.00	0.00	0.00	0.00
01 1100 733 007 004	REG INSTR - FURN & EQUIP 4TH GRADE SE	0.00	0.00	0.00	0.00	0.00	0.00	0.00
01 1100 733 007 005	REG INSTR - FURN & EQUIP 5TH GRADE SE	0.00	0.00	0.00	0.00	0.00	0.00	0.00
01 1100 733 007 007	REG INSTR - FURN & EQUIP KDG SE	0.00	0.00	0.00	0.00	0.00	0.00	0.00
01 1100 733 007 060	REG INSTR - FURN & EQUIP PE SE	0.00	0.00	0.00	0.00	0.00	0.00	0.00
01 1100 733 007 080	REG INSTR - FURN & EQUIP ART SE	0.00	0.00	0.00	0.00	0.00	0.00	0.00
01 1100 733 007 081	REG INSTR - FURN & EQUIP VOCAL MUSIC SE	0.00	0.00	0.00	0.00	0.00	0.00	0.00
01 1100 733 007 082	REG INSTR - FURN & EQUIP INSTR MUSIC SE	0.00	0.00	0.00	0.00	0.00	0.00	0.00
01 1100 733 008	REG INSTR - FURN & EQUIP BSMS	11,227.00	165.99	2,605.42	23.21	8,621.58	0.00	8,621.58
01 1100 733 008 015	REG INSTR - FURN & EQUIP ENGLISH BSMS	0.00	0.00	0.00	0.00	0.00	0.00	0.00
01 1100 733 008 018	REG INSTR - FURN & EQUIP READING BSMS	0.00	0.00	117.95	0.00	(117.95)	0.00	(117.95)
01 1100 733 008 019	REG INSTR - FURN & EQUIP SPEECH/DRAMA BSMS	1,433.00	0.00	95.99	6.70	1,337.01	0.00	1,337.01
01 1100 733 008 022	REG INSTR - FURN & EQUIP WORLD LANG BSMS	0.00	0.00	0.00	0.00	0.00	0.00	0.00
01 1100 733 008 030	REG INSTR - FURN & EQUIP SOC STUD BSMS	0.00	0.00	279.43	0.00	(279.43)	0.00	(279.43)
01 1100 733 008 040	REG INSTR - FURN & EQUIP MATH BSMS	0.00	0.00	197.95	0.00	(197.95)	0.00	(197.95)
01 1100 733 008 050	REG INSTR - FURN & EQUIP T&L BSMS	0.00	0.00	0.00	0.00	0.00	0.00	0.00
01 1100 733 008 054	REG INSTR - FURN & EQUIP COMPUTERS BSMS	0.00	0.00	0.00	0.00	0.00	0.00	0.00
01 1100 733 008 060	REG INSTR - FURN & EQUIP PE/HEALTH BSMS	0.00	0.00	0.00	0.00	0.00	0.00	0.00
01 1100 733 008 070	REG INSTR - FURN & EQUIP SCIENCE BSMS	0.00	0.00	82.85	0.00	(82.85)	0.00	(82.85)
01 1100 733 008 080	REG INSTR - FURN & EQUIP ART BSMS	0.00	0.00	0.00	0.00	0.00	0.00	0.00
01 1100 733 008 081	REG INSTR - FURN & EQUIP VOCAL MUSIC BSMS	327.00	0.00	0.00	0.00	327.00	0.00	327.00
01 1100 733 008 082	REG INSTR - FURN & EQUIP INSTR MUSIC BSMS	0.00	0.00	0.00	0.00	0.00	0.00	0.00
01 1100 733 008 083	REG INSTR - FURN & EQUIP GEN MUSIC BSMS	1,223.00	0.00	0.00	0.00	1,223.00	0.00	1,223.00
01 1100 734 000	REG INSTR - HARDWARE DISTRICT	0.00	0.00	1,688.22	0.00	(1,688.22)	19,986.25	(21,674.47)
01 1100 734 001	REG INSTR - HARDWARE BHS	0.00	0.00	0.00	0.00	0.00	0.00	0.00
01 1100 734 001 015	REG INSTR - HARDWARE ENGLISH BHS	0.00	0.00	0.00	0.00	0.00	0.00	0.00
01 1100 734 001 016	REG INSTR - HARDWARE JOURNALISM BHS	0.00	0.00	0.00	0.00	0.00	0.00	0.00
01 1100 734 001 017	REG INSTR - HARDWARE ONE-ACT/SPEECH BHS	0.00	0.00	0.00	0.00	0.00	0.00	0.00
01 1100 734 001 020	REG INSTR - HARDWARE SPANISH BHS	0.00	0.00	0.00	0.00	0.00	0.00	0.00
01 1100 734 001 021	REG INSTR - HARDWARE FRENCH BHS	0.00	0.00	0.00	0.00	0.00	0.00	0.00
01 1100 734 001 030	REG INSTR - HARDWARE SOC STUD BHS	0.00	0.00	0.00	0.00	0.00	0.00	0.00
01 1100 734 001 040	REG INSTR - HARDWARE MATH BHS	0.00	0.00	0.00	0.00	0.00	0.00	0.00
01 1100 734 001 050	REG INSTR - HARDWARE T&L BHS	0.00	0.00	0.00	0.00	0.00	0.00	0.00
01 1100 734 001 051	REG INSTR - HARDWARE BUSINESS BHS	0.00	0.00	0.00	0.00	0.00	0.00	0.00
01 1100 734 001 052	REG INSTR - HARDWARE IND TECH BHS	0.00	0.00	0.00	0.00	0.00	0.00	0.00
01 1100 734 001 053	REG INSTR - HARDWARE FCS BHS	0.00	0.00	0.00	0.00	0.00	0.00	0.00
01 1100 734 001 060	REG INSTR - HARDWARE PE BHS	0.00	0.00	0.00	0.00	0.00	0.00	0.00
01 1100 734 001 070	REG INSTR - HARDWARE SCIENCE BHS	0.00	0.00	0.00	0.00	0.00	0.00	0.00
01 1100 734 001 080	REG INSTR - HARDWARE ART BHS	0.00	0.00	0.00	0.00	0.00	0.00	0.00
01 1100 734 001 081	REG INSTR - HARDWARE VOCAL MUSIC BHS	0.00	0.00	0.00	0.00	0.00	0.00	0.00
01 1100 734 001 082	REG INSTR - HARDWARE INSTR MUSIC BHS	0.00	0.00	0.00	0.00	0.00	0.00	0.00
01 1100 734 002	REG INSTR - HARDWARE BE	0.00	0.00	415.80	0.00	(415.80)	0.00	(415.80)
01 1100 734 002 001	REG INSTR - HARDWARE 1ST GRADE BE	0.00	0.00	0.00	0.00	0.00	0.00	0.00
01 1100 734 002 002	REG INSTR - HARDWARE 2ND GRADE BE	0.00	0.00	0.00	0.00	0.00	0.00	0.00
01 1100 734 002 003	REG INSTR - HARDWARE 3RD GRADE BE	0.00	0.00	0.00	0.00	0.00	0.00	0.00
01 1100 734 002 004	REG INSTR - HARDWARE 4TH GRADE BE	0.00	0.00	0.00	0.00	0.00	0.00	0.00
01 1100 734 002 005	REG INSTR - HARDWARE 5TH GRADE BE	0.00	0.00	0.00	0.00	0.00	0.00	0.00
01 1100 734 002 007	REG INSTR - HARDWARE KDG BE	0.00	0.00	0.00	0.00	0.00	0.00	0.00
01 1100 734 002 020	REG INSTR - HARDWARE SPANISH BE	0.00	0.00	0.00	0.00	0.00	0.00	0.00
01 1100 734 002 060	REG INSTR - HARDWARE PE BE	0.00	0.00	0.00	0.00	0.00	0.00	0.00
01 1100 734 002 080	REG INSTR - HARDWARE ART BE	0.00	0.00	0.00	0.00	0.00	0.00	0.00
01 1100 734 002 081	REG INSTR - HARDWARE VOCAL MUSIC BE	0.00	0.00	0.00	0.00	0.00	0.00	0.00
01 1100 734 002 082	REG INSTR - HARDWARE INSTR MUSIC BE	0.00	0.00	0.00	0.00	0.00	0.00	0.00
01 1100 734 003	REG INSTR - HARDWARE PC	0.00	0.00	2,079.00	0.00	(2,079.00)	0.00	(2,079.00)

Account Number	Account Description	Revised Budget	Expended During Month	Expenditures to Date	% of Budget	Balance at EOM	P/ O Outstanding	Unencumbered Balance
01 1100 735 008 018	REG INSTR - SOFTWARE READING BSMS	7,668.00	0.00	0.00	0.00	7,668.00	0.00	7,668.00
01 1100 735 008 019	REG INSTR - SOFTWARE SPEECH/DRAMA BSMS	0.00	0.00	0.00	0.00	0.00	0.00	0.00
01 1100 735 008 022	REG INSTR - SOFTWARE WORLD LANG BSMS	0.00	0.00	0.00	0.00	0.00	0.00	0.00
01 1100 735 008 030	REG INSTR - SOFTWARE SOC STUD BSMS	113.00	0.00	0.00	0.00	113.00	0.00	113.00
01 1100 735 008 040	REG INSTR - SOFTWARE MATH BSMS	208.00	59.88	59.88	28.79	148.12	0.00	148.12
01 1100 735 008 050	REG INSTR - SOFTWARE T&L BSMS	0.00	0.00	0.00	0.00	0.00	0.00	0.00
01 1100 735 008 054	REG INSTR - SOFTWARE COMPUTERS BSMS	0.00	0.00	59.88	0.00	(59.88)	0.00	(59.88)
01 1100 735 008 060	REG INSTR - SOFTWARE PE/HEALTH BSMS	0.00	0.00	0.00	0.00	0.00	0.00	0.00
01 1100 735 008 070	REG INSTR - SOFTWARE SCIENCE BSMS	0.00	0.00	0.00	0.00	0.00	0.00	0.00
01 1100 735 008 080	REG INSTR - SOFTWARE ART BSMS	0.00	0.00	0.00	0.00	0.00	0.00	0.00
01 1100 735 008 081	REG INSTR - SOFTWARE VOCAL MUSIC BSMS	0.00	0.00	0.00	0.00	0.00	0.00	0.00
01 1100 735 008 082	REG INSTR - SOFTWARE INSTR MUSIC BSMS	0.00	0.00	0.00	0.00	0.00	0.00	0.00
01 1100 735 008 083	REG INSTR - SOFTWARE GENERAL MUSIC BSMS	0.00	0.00	0.00	0.00	0.00	0.00	0.00
01 1100 810 000	REG INSTR - DUES & FEES DISTRICT	9,308.00	0.00	83.74	0.90	9,224.26	0.00	9,224.26
01 1100 810 001	REG INSTR - DUES & FEES BHS	18,123.00	0.00	7,500.00	41.38	10,623.00	0.00	10,623.00
01 1100 810 001 015	REG INSTR - DUES & FEES ENGLISH BHS	596.00	0.00	0.00	0.00	596.00	0.00	596.00
01 1100 810 001 016	REG INSTR - DUES & FEES JOURNALISM BHS	499.00	0.00	585.00	205.41	(86.00)	440.00	(526.00)
01 1100 810 001 017	REG INSTR - DUES & FEES ONE-ACT BHS	0.00	0.00	0.00	0.00	0.00	0.00	0.00
01 1100 810 001 020	REG INSTR - DUES & FEES SPANISH BHS	561.00	0.00	763.63	136.12	(202.63)	0.00	(202.63)
01 1100 810 001 021	REG INSTR - DUES & FEES FRENCH BHS	0.00	0.00	155.87	0.00	(155.87)	0.00	(155.87)
01 1100 810 001 030	REG INSTR - DUES & FEES SOC STUD BHS	0.00	0.00	275.00	0.00	(275.00)	0.00	(275.00)
01 1100 810 001 040	REG INSTR - DUES & FEES MATH BHS	0.00	0.00	0.00	0.00	0.00	0.00	0.00
01 1100 810 001 050	REG INSTR - DUES & FEES T&L BHS	0.00	0.00	0.00	0.00	0.00	0.00	0.00
01 1100 810 001 051	REG INSTR - DUES & FEES BUSINESS BHS	0.00	0.00	0.00	0.00	0.00	0.00	0.00
01 1100 810 001 052	REG INSTR - DUES & FEES IND TECH BHS	0.00	0.00	0.00	0.00	0.00	0.00	0.00
01 1100 810 001 053	REG INSTR - DUES & FEES FCS BHS	0.00	0.00	0.00	0.00	0.00	0.00	0.00
01 1100 810 001 060	REG INSTR - DUES & FEES PE BHS	832.00	59.88	59.88	60.68	772.12	445.00	327.12
01 1100 810 001 070	REG INSTR - DUES & FEES SCIENCE BHS	0.00	0.00	0.00	0.00	0.00	0.00	0.00
01 1100 810 001 080	REG INSTR - DUES & FEES ART BHS	0.00	0.00	0.00	0.00	0.00	0.00	0.00
01 1100 810 001 081	REG INSTR - DUES & FEES VOCAL MUSIC BHS	4,378.00	33.00	764.00	17.45	3,614.00	0.00	3,614.00
01 1100 810 001 082	REG INSTR - DUES & FEES INSTR MUSIC BHS	4,802.00	33.00	3,070.00	63.93	1,732.00	0.00	1,732.00
01 1100 810 002	REG INSTR - DUES & FEES BE	478.00	0.00	150.00	83.68	328.00	250.00	78.00
01 1100 810 002 001	REG INSTR - DUES & FEES 1ST GRADE BE	685.00	0.00	0.00	0.00	685.00	0.00	685.00
01 1100 810 002 002	REG INSTR - DUES & FEES 2ND GRADE BE	776.00	0.00	0.00	0.00	776.00	0.00	776.00
01 1100 810 002 003	REG INSTR - DUES & FEES 3RD GRADE BE	1,109.00	0.00	0.00	0.00	1,109.00	0.00	1,109.00
01 1100 810 002 004	REG INSTR - DUES & FEES 4TH GRADE BE	0.00	0.00	0.00	0.00	0.00	0.00	0.00
01 1100 810 002 005	REG INSTR - DUES & FEES 5TH GRADE BE	0.00	0.00	531.20	0.00	(531.20)	0.00	(531.20)
01 1100 810 002 007	REG INSTR - DUES & FEES KDG BE	0.00	0.00	503.50	0.00	(503.50)	0.00	(503.50)
01 1100 810 002 060	REG INSTR - DUES & FEES PE BE	0.00	0.00	0.00	0.00	0.00	0.00	0.00
01 1100 810 002 080	REG INSTR - DUES & FEES ART BE	0.00	0.00	0.00	0.00	0.00	0.00	0.00
01 1100 810 002 081	REG INSTR - DUES & FEES VOCAL MUSIC BE	568.00	650.00	650.00	114.44	(82.00)	0.00	(82.00)
01 1100 810 002 082	REG INSTR - DUES & FEES INSTR MUSIC BE	0.00	0.00	0.00	0.00	0.00	0.00	0.00
01 1100 810 003	REG INSTR - DUES & FEES PC	257.00	0.00	0.00	0.00	257.00	0.00	257.00
01 1100 810 003 001	REG INSTR - DUES & FEES 1ST GRADE PC	896.00	0.00	0.00	0.00	896.00	0.00	896.00
01 1100 810 003 002	REG INSTR - DUES & FEES 2ND GRADE PC	707.00	0.00	0.00	0.00	707.00	0.00	707.00
01 1100 810 003 003	REG INSTR - DUES & FEES 3RD GRADE PC	679.00	0.00	0.00	0.00	679.00	0.00	679.00
01 1100 810 003 004	REG INSTR - DUES & FEES 4TH GRADE PC	159.00	0.00	0.00	0.00	159.00	0.00	159.00
01 1100 810 003 005	REG INSTR - DUES & FEES 5TH GRADE PC	609.00	0.00	100.00	16.42	509.00	0.00	509.00
01 1100 810 003 007	REG INSTR - DUES & FEES KDG PC	1,781.00	0.00	0.00	0.00	1,781.00	0.00	1,781.00
01 1100 810 003 060	REG INSTR - DUES & FEES PE PC	0.00	0.00	0.00	0.00	0.00	0.00	0.00
01 1100 810 003 080	REG INSTR - DUES & FEES ART PC	0.00	0.00	0.00	0.00	0.00	0.00	0.00
01 1100 810 003 081	REG INSTR - DUES & FEES VOCAL MUSIC PC	0.00	702.00	845.00	0.00	(845.00)	0.00	(845.00)
01 1100 810 003 082	REG INSTR - DUES & FEES INSTR MUSIC PC	0.00	0.00	0.00	0.00	0.00	0.00	0.00
01 1100 810 004	REG INSTR - DUES & FEES HE	1,598.00	0.00	0.00	0.00	1,598.00	0.00	1,598.00
01 1100 810 004 001	REG INSTR - DUES & FEES 1ST GRADE HE	1,354.00	0.00	0.00	0.00	1,354.00	0.00	1,354.00

Account Number	Account Description	Revised Budget	Expended During Month	Expenditures to Date	% of Budget	Balance at EOM	P/ O Outstanding	Unencumbered Balance
01 1100 890 004 082	REG INSTR - OTHER MISC INSTR MUSIC HE	0.00	0.00	0.00	0.00	0.00	0.00	0.00
01 1100 890 005	REG INSTR - OTHER MISC BMS	186.00	0.00	0.00	0.00	186.00	0.00	186.00
01 1100 890 005 015	REG INSTR - OTHER MISC ENGLISH BMS	0.00	0.00	0.00	0.00	0.00	0.00	0.00
01 1100 890 005 018	REG INSTR - OTHER MISC READING BMS	0.00	0.00	0.00	0.00	0.00	0.00	0.00
01 1100 890 005 019	REG INSTR - OTHER MISC SPEECH/DRAMA BMS	0.00	0.00	0.00	0.00	0.00	0.00	0.00
01 1100 890 005 022	REG INSTR - OTHER MISC WORLD LANG BMS	0.00	0.00	0.00	0.00	0.00	0.00	0.00
01 1100 890 005 030	REG INSTR - OTHER MISC SOC STUD BMS	0.00	0.00	0.00	0.00	0.00	0.00	0.00
01 1100 890 005 040	REG INSTR - OTHER MISC MATH BMS	0.00	0.00	0.00	0.00	0.00	0.00	0.00
01 1100 890 005 050	REG INSTR - OTHER MISC T&L BMS	0.00	0.00	0.00	0.00	0.00	0.00	0.00
01 1100 890 005 054	REG INSTR - OTHER MISC COMPUTERS BMS	0.00	0.00	0.00	0.00	0.00	0.00	0.00
01 1100 890 005 060	REG INSTR - OTHER MISC PE/HEALTH BMS	0.00	0.00	0.00	0.00	0.00	0.00	0.00
01 1100 890 005 070	REG INSTR - OTHER MISC SCIENCE BMS	584.00	0.00	0.00	0.00	584.00	0.00	584.00
01 1100 890 005 080	REG INSTR - OTHER MISC ART BMS	0.00	0.00	0.00	0.00	0.00	0.00	0.00
01 1100 890 005 081	REG INSTR - OTHER MISC VOCAL MUSIC BMS	0.00	0.00	0.00	0.00	0.00	0.00	0.00
01 1100 890 005 082	REG INSTR - OTHER MISC INSTR MUSIC BMS	424.00	0.00	0.00	0.00	424.00	0.00	424.00
01 1100 890 005 083	REG INSTR - OTHER MISC GENERAL MUSIC BMS	186.00	0.00	0.00	0.00	186.00	0.00	186.00
01 1100 890 006	REG INSTR - OTHER MISC AP	0.00	0.00	0.00	0.00	0.00	0.00	0.00
01 1100 890 006 001	REG INSTR - OTHER MISC 1ST GRADE AP	0.00	0.00	0.00	0.00	0.00	0.00	0.00
01 1100 890 006 002	REG INSTR - OTHER MISC 2ND GRADE AP	0.00	0.00	0.00	0.00	0.00	0.00	0.00
01 1100 890 006 003	REG INSTR - OTHER MISC 3RD GRADE AP	428.00	0.00	0.00	0.00	428.00	0.00	428.00
01 1100 890 006 004	REG INSTR - OTHER MISC 4TH GRADE AP	0.00	0.00	0.00	0.00	0.00	0.00	0.00
01 1100 890 006 005	REG INSTR - OTHER MISC 5TH GRADE AP	669.00	0.00	0.00	0.00	669.00	0.00	669.00
01 1100 890 006 007	REG INSTR - OTHER MISC KDG AP	0.00	0.00	0.00	0.00	0.00	0.00	0.00
01 1100 890 006 060	REG INSTR - OTHER MISC PE AP	0.00	0.00	0.00	0.00	0.00	0.00	0.00
01 1100 890 006 080	REG INSTR - OTHER MISC ART AP	0.00	0.00	0.00	0.00	0.00	0.00	0.00
01 1100 890 006 081	REG INSTR - OTHER MISC VOCAL MUSIC AP	0.00	0.00	0.00	0.00	0.00	0.00	0.00
01 1100 890 006 082	REG INSTR - OTHER MISC INSTR MUSIC AP	0.00	0.00	0.00	0.00	0.00	0.00	0.00
01 1100 890 007	REG INSTR - OTHER MISC SE	0.00	0.00	0.00	0.00	0.00	0.00	0.00
01 1100 890 007 001	REG INSTR - OTHER MISC 1ST GRADE SE	292.00	0.00	0.00	0.00	292.00	0.00	292.00
01 1100 890 007 002	REG INSTR - OTHER MISC 2ND GRADE SE	0.00	0.00	0.00	0.00	0.00	0.00	0.00
01 1100 890 007 003	REG INSTR - OTHER MISC 3RD GRADE SE	0.00	0.00	0.00	0.00	0.00	0.00	0.00
01 1100 890 007 004	REG INSTR - OTHER MISC 4TH GRADE SE	0.00	0.00	0.00	0.00	0.00	0.00	0.00
01 1100 890 007 005	REG INSTR - OTHER MISC 5TH GRADE SE	357.00	0.00	0.00	0.00	357.00	0.00	357.00
01 1100 890 007 007	REG INSTR - OTHER MISC KDG SE	0.00	0.00	0.00	0.00	0.00	0.00	0.00
01 1100 890 007 060	REG INSTR - OTHER MISC PE SE	0.00	0.00	0.00	0.00	0.00	0.00	0.00
01 1100 890 007 080	REG INSTR - OTHER MISC ART SE	0.00	0.00	0.00	0.00	0.00	0.00	0.00
01 1100 890 007 081	REG INSTR - OTHER MISC VOCAL MUSIC SE	0.00	0.00	0.00	0.00	0.00	0.00	0.00
01 1100 890 007 082	REG INSTR - OTHER MISC INSTR MUSIC SE	0.00	0.00	0.00	0.00	0.00	0.00	0.00
01 1100 890 008	REG INSTR - OTHER MISC BSMS	1,462.00	0.00	0.00	0.00	1,462.00	0.00	1,462.00
01 1100 890 008 015	REG INSTR - OTHER MISC ENGLISH BSMS	0.00	0.00	0.00	0.00	0.00	0.00	0.00
01 1100 890 008 018	REG INSTR - OTHER MISC READING BSMS	0.00	0.00	0.00	0.00	0.00	0.00	0.00
01 1100 890 008 019	REG INSTR - OTHER MISC SPEECH/DRAMA BSMS	0.00	0.00	0.00	0.00	0.00	0.00	0.00
01 1100 890 008 022	REG INSTR - OTHER MISC WORLD LANG BSMS	0.00	0.00	0.00	0.00	0.00	0.00	0.00
01 1100 890 008 030	REG INSTR - OTHER MISC SOC STUD BSMS	0.00	0.00	0.00	0.00	0.00	0.00	0.00
01 1100 890 008 040	REG INSTR - OTHER MISC MATH BSMS	0.00	0.00	0.00	0.00	0.00	0.00	0.00
01 1100 890 008 050	REG INSTR - OTHER MISC T&L BSMS	0.00	0.00	0.00	0.00	0.00	0.00	0.00
01 1100 890 008 054	REG INSTR - OTHER MISC COMPUTERS BSMS	0.00	0.00	0.00	0.00	0.00	0.00	0.00
01 1100 890 008 060	REG INSTR - OTHER MISC PE/HEALTH BSMS	0.00	0.00	0.00	0.00	0.00	0.00	0.00
01 1100 890 008 070	REG INSTR - OTHER MISC SCIENCE BSMS	0.00	0.00	0.00	0.00	0.00	0.00	0.00
01 1100 890 008 080	REG INSTR - OTHER MISC ART BSMS	0.00	0.00	0.00	0.00	0.00	0.00	0.00
01 1100 890 008 081	REG INSTR - OTHER MISC VOCAL MUSIC BSMS	0.00	0.00	0.00	0.00	0.00	0.00	0.00
01 1100 890 008 082	REG INSTR - OTHER MISC INSTR MUSIC BSMS	756.00	0.00	0.00	0.00	756.00	0.00	756.00
01 1100 890 008 083	REG INSTR - OTHER MISC GENERAL MUSIC BSMS	0.00	0.00	0.00	0.00	0.00	0.00	0.00
1100	REGULAR INSTRUCTIONAL PROGRAMS	30,428,461.00	2,236,492.41	9,043,814.52	29.81	21,384,646.48	25,895.40	21,358,751.08

01/09/2026 02:07 PM

Regular; Processing Month 12/2025

User ID: MDT

Account Number	Account Description	Revised Budget	Expended During Month	Expenditures to Date	% of Budget	Balance at EOM	P/ O Outstanding	Unencumbered Balance
01 1125 111 002	SALARIES TEACHERS BE	71,456.00	5,854.90	23,419.60	32.77	48,036.40	0.00	48,036.40
01 1125 111 003	SALARIES TEACHERS PC	77,519.00	5,563.62	22,254.48	28.71	55,264.52	0.00	55,264.52
01 1125 111 004	SALARIES TEACHERS HE	73,896.00	6,087.94	24,351.76	32.95	49,544.24	0.00	49,544.24
01 1125 211 002	GROUP INS TEACHERS/PROF BE	26,416.00	2,088.36	8,353.44	31.62	18,062.56	0.00	18,062.56
01 1125 211 003	GROUP INS TEACHERS/PROF PC	30,190.00	2,088.37	8,353.48	27.67	21,836.52	0.00	21,836.52
01 1125 211 004	GROUP INS TEACHERS/PROF HE	9,756.00	776.03	3,104.12	31.82	6,651.88	0.00	6,651.88
01 1125 221 002	SOC SEC TEACHERS/PROF BE	5,487.00	439.67	1,758.68	32.05	3,728.32	0.00	3,728.32
01 1125 221 003	SOC SEC TEACHERS/PROF PC	5,953.00	417.44	1,669.76	28.05	4,283.24	0.00	4,283.24
01 1125 221 004	SOC SEC TEACHERS/PROF HE	5,773.00	465.31	1,861.24	32.24	3,911.76	0.00	3,911.76
01 1125 231 002	RETIREMENT TEACHERS/PROF BE	4,426.00	430.34	1,721.36	38.89	2,704.64	0.00	2,704.64
01 1125 231 003	RETIREMENT TEACHERS/PROF PC	4,802.00	408.93	1,635.72	34.06	3,166.28	0.00	3,166.28
01 1125 231 004	RETIREMENT TEACHERS/PROF HE	4,579.00	447.47	1,789.88	39.09	2,789.12	0.00	2,789.12
01 1125 237 002	INCR RET CONTR BE	1,336.00	42.74	170.96	12.80	1,165.04	0.00	1,165.04
01 1125 237 003	INCR RET CONTR PC	1,456.00	40.62	162.48	11.16	1,293.52	0.00	1,293.52
01 1125 237 004	INCR RET CONTR HE	1,387.00	44.44	177.76	12.82	1,209.24	0.00	1,209.24
1125	Regular Instructional Programs School Age Flex	324,432.00	25,196.18	100,784.72	31.06	223,647.28	0.00	223,647.28
1150	LIMITED ENGLISH PROF PROGRAMS							
01 1150 111 000	LEP - SALARIES NON-INSTR DIST	126,117.00	12,878.25	51,513.00	40.85	74,604.00	0.00	74,604.00
01 1150 112 000	LEP - SALARIES INSTR AIDES DIST	36,561.00	3,846.78	16,571.28	45.33	19,989.72	0.00	19,989.72
01 1150 151 000	LEP - ADD'L COMP TEACHERS DIST	256.00	28.34	113.36	44.28	142.64	0.00	142.64
01 1150 152 000	LEP - ADD'L COMP INSTR AIDES DIST	0.00	9.10	36.40	0.00	(36.40)	0.00	(36.40)
01 1150 211 000	LEP - GROUP INS TEACHERS DIST	10,943.00	1,636.23	6,544.92	59.81	4,398.08	0.00	4,398.08
01 1150 212 000	LEP - GROUP INS INSTR AIDES DIST	0.00	4.20	16.80	0.00	(16.80)	0.00	(16.80)
01 1150 221 000	LEP - SOC SEC TEACHERS DIST	9,855.00	982.40	3,929.61	39.87	5,925.39	0.00	5,925.39
01 1150 222 000	LEP - SOC SEC INSTR AIDES DIST	2,867.00	294.97	1,270.50	44.31	1,596.50	0.00	1,596.50
01 1150 231 000	LEP - RETIREMENT TEACHERS DIST	7,813.00	946.56	3,786.22	48.46	4,026.78	0.00	4,026.78
01 1150 232 000	LEP - RETIREMENT INSTR AIDES DIST	2,265.00	282.74	1,217.99	53.77	1,047.01	0.00	1,047.01
01 1150 237 000	LEP - INCR RET CONTR DIST	3,143.00	122.10	497.01	15.81	2,645.99	0.00	2,645.99
01 1150 281 000	LEP - HEALTH BEN TEACHERS DIST	0.00	0.00	0.00	0.00	0.00	0.00	0.00
01 1150 580 000	LEP - TRAVEL & MILEAGE DIST	375.00	0.00	0.00	0.00	375.00	0.00	375.00
01 1150 610 000	LEP - SUPPLIES DIST	340.00	0.00	0.00	0.00	340.00	0.00	340.00
01 1150 733 000	LEP - FURN & EQUIP DIST	0.00	0.00	0.00	0.00	0.00	0.00	0.00
01 1150 734 000	LEP - HARDWARE DIST	0.00	0.00	0.00	0.00	0.00	0.00	0.00
01 1150 735 000	LEP - SOFTWARE DIST	0.00	0.00	0.00	0.00	0.00	0.00	0.00
01 1150 810 000	LEP - DUES & FEES DIST	3,717.00	310.35	1,479.55	39.80	2,237.45	0.00	2,237.45
1150	LIMITED ENGLISH PROF PROGRAMS	204,252.00	21,342.02	86,976.64	42.58	117,275.36	0.00	117,275.36
1160	PROVERTY PROGRAMS							
01 1160 111 001	POVERTY - SALARIES TEACHERS BHS	33,526.00	0.00	0.00	0.00	33,526.00	0.00	33,526.00
01 1160 111 002	POVERTY - SALARIES TEACHERS BE	16,815.00	0.00	0.00	0.00	16,815.00	0.00	16,815.00
01 1160 111 003	POVERTY - SALARIES TEACHERS PC	10,586.00	0.00	0.00	0.00	10,586.00	0.00	10,586.00
01 1160 111 004	POVERTY - SALARIES TEACHERS HE	16,720.00	0.00	0.00	0.00	16,720.00	0.00	16,720.00
01 1160 111 005	POVERTY - SALARIES TEACHERS BMS	16,803.00	0.00	0.00	0.00	16,803.00	0.00	16,803.00
01 1160 111 006	POVERTY - SALARIES TEACHERS AP	5,381.00	0.00	0.00	0.00	5,381.00	0.00	5,381.00
01 1160 111 007	POVERTY - SALARIES TEACHERS SE	4,611.00	0.00	0.00	0.00	4,611.00	0.00	4,611.00
01 1160 111 008	POVERTY - SALARIES TEACHERS BSMS	19,952.00	0.00	0.00	0.00	19,952.00	0.00	19,952.00
01 1160 151 001	POVERTY - ADD'L COMP TEACHERS BHS	0.00	0.00	0.00	0.00	0.00	0.00	0.00
01 1160 151 002	POVERTY - ADD'L COMP TEACHERS BE	0.00	0.00	0.00	0.00	0.00	0.00	0.00
01 1160 151 003	POVERTY - ADD'L COMP TEACHERS PC	0.00	0.00	0.00	0.00	0.00	0.00	0.00
01 1160 151 004	POVERTY - ADD'L COMP TEACHERS HE	0.00	0.00	0.00	0.00	0.00	0.00	0.00
01 1160 151 005	POVERTY - ADD'L COMP TEACHERS BMS	0.00	0.00	0.00	0.00	0.00	0.00	0.00
01 1160 151 006	POVERTY - ADD'L COMP TEACHERS AP	0.00	0.00	0.00	0.00	0.00	0.00	0.00
01 1160 151 007	POVERTY - ADD'L COMP TEACHERS SE	0.00	0.00	0.00	0.00	0.00	0.00	0.00
01 1160 151 008	POVERTY - ADD'L COMP TEACHERS BSMS	0.00	0.00	0.00	0.00	0.00	0.00	0.00
01 1160 211 001	POVERTY - GROUP INS TEACHERS BHS	6,821.00	0.00	0.00	0.00	6,821.00	0.00	6,821.00

01/09/2026 02:07 PM

Regular; Processing Month 12/2025

User ID: MDT

Account Number	Account Description	Revised Budget	Expended During Month	Expenditures to Date	% of Budget	Balance at EOM	P/ O Outstanding	Unencumbered Balance
01 1160 211 002	POVERTY - GROUP INS TEACHERS BE	6,918.00	0.00	0.00	0.00	6,918.00	0.00	6,918.00
01 1160 211 003	POVERTY - GROUP INS TEACHERS PC	2,708.00	0.00	0.00	0.00	2,708.00	0.00	2,708.00
01 1160 211 004	POVERTY - GROUP INS TEACHERS HE	6,918.00	0.00	0.00	0.00	6,918.00	0.00	6,918.00
01 1160 211 005	POVERTY - GROUP INS TEACHERS BMS	5,571.00	0.00	0.00	0.00	5,571.00	0.00	5,571.00
01 1160 211 006	POVERTY - GROUP INS TEACHERS AP	1,138.00	0.00	0.00	0.00	1,138.00	0.00	1,138.00
01 1160 211 007	POVERTY - GROUP INS TEACHERS SE	841.00	0.00	0.00	0.00	841.00	0.00	841.00
01 1160 211 008	POVERTY - GROUP INS TEACHERS BSMS	2,679.00	0.00	0.00	0.00	2,679.00	0.00	2,679.00
01 1160 221 001	POVERTY - SOC SEC TEACHERS BHS	2,622.00	0.00	0.00	0.00	2,622.00	0.00	2,622.00
01 1160 221 002	POVERTY - SOC SEC TEACHERS BE	1,292.00	0.00	0.00	0.00	1,292.00	0.00	1,292.00
01 1160 221 003	POVERTY - SOC SEC TEACHERS PC	840.00	0.00	0.00	0.00	840.00	0.00	840.00
01 1160 221 004	POVERTY - SOC SEC TEACHERS HE	1,301.00	0.00	0.00	0.00	1,301.00	0.00	1,301.00
01 1160 221 005	POVERTY - SOC SEC TEACHERS BMS	1,295.00	0.00	0.00	0.00	1,295.00	0.00	1,295.00
01 1160 221 006	POVERTY - SOC SEC TEACHERS AP	420.00	0.00	0.00	0.00	420.00	0.00	420.00
01 1160 221 007	POVERTY - SOC SEC TEACHERS SE	360.00	0.00	0.00	0.00	360.00	0.00	360.00
01 1160 221 008	POVERTY - SOC SEC TEACHERS BSMS	1,605.00	0.00	0.00	0.00	1,605.00	0.00	1,605.00
01 1160 231 001	POVERTY - RETIREMENT TEACHERS BHS	2,078.00	0.00	0.00	0.00	2,078.00	0.00	2,078.00
01 1160 231 002	POVERTY - RETIREMENT TEACHERS BE	1,042.00	0.00	0.00	0.00	1,042.00	0.00	1,042.00
01 1160 231 003	POVERTY - RETIREMENT TEACHERS PC	656.00	0.00	0.00	0.00	656.00	0.00	656.00
01 1160 231 004	POVERTY - RETIREMENT TEACHERS HE	1,036.00	0.00	0.00	0.00	1,036.00	0.00	1,036.00
01 1160 231 005	POVERTY - RETIREMENT TEACHERS BMS	1,041.00	0.00	0.00	0.00	1,041.00	0.00	1,041.00
01 1160 231 006	POVERTY - RETIREMENT TEACHERS AP	333.00	0.00	0.00	0.00	333.00	0.00	333.00
01 1160 231 007	POVERTY - RETIREMENT TEACHERS SE	286.00	0.00	0.00	0.00	286.00	0.00	286.00
01 1160 231 008	POVERTY - RETIREMENT TEACHERS BSMS	1,236.00	0.00	0.00	0.00	1,236.00	0.00	1,236.00
01 1160 237 001	POVERTY - INCR RET CONTR BHS	629.00	0.00	0.00	0.00	629.00	0.00	629.00
01 1160 237 002	POVERTY - INCR RET CONTR BE	312.00	0.00	0.00	0.00	312.00	0.00	312.00
01 1160 237 003	POVERTY - INCR RET CONTR PC	199.00	0.00	0.00	0.00	199.00	0.00	199.00
01 1160 237 004	POVERTY - INCR RET CONTR HE	310.00	0.00	0.00	0.00	310.00	0.00	310.00
01 1160 237 005	POVERTY - INCR RET CONTR BMS	315.00	0.00	0.00	0.00	315.00	0.00	315.00
01 1160 237 006	POVERTY - INCR RET CONTR AP	101.00	0.00	0.00	0.00	101.00	0.00	101.00
01 1160 237 007	POVERTY - INCR RET CONTR SE	0.00	0.00	0.00	0.00	0.00	0.00	0.00
01 1160 237 008	POVERTY - INCR RET CONTR BSMS	371.00	0.00	0.00	0.00	371.00	0.00	371.00
01 1160 281 001	POVERTY - HEALTH BEN TEACHERS BHS	670.00	0.00	0.00	0.00	670.00	0.00	670.00
01 1160 281 002	POVERTY - HEALTH BEN TEACHERS BE	0.00	0.00	0.00	0.00	0.00	0.00	0.00
01 1160 281 003	POVERTY - HEALTH BEN TEACHERS PC	302.00	0.00	0.00	0.00	302.00	0.00	302.00
01 1160 281 004	POVERTY - HEALTH BEN TEACHERS HE	0.00	0.00	0.00	0.00	0.00	0.00	0.00
01 1160 281 005	POVERTY - HEALTH BEN TEACHERS BMS	0.00	0.00	0.00	0.00	0.00	0.00	0.00
01 1160 281 006	POVERTY - HEALTH TEACHERS AP	0.00	0.00	0.00	0.00	0.00	0.00	0.00
01 1160 281 007	POVERTY - HEALTH TEACHERS SE	0.00	0.00	0.00	0.00	0.00	0.00	0.00
01 1160 281 008	POVERTY - HEALTH BEN TEACHERS BSMS	636.00	0.00	0.00	0.00	636.00	0.00	636.00
01 1160 340 002	POVERTY - OTHER PROF SERVICES BE	0.00	0.00	0.00	0.00	0.00	0.00	0.00
01 1160 340 006	POVERTY - OTHER PROF SERVICES AP	0.00	0.00	0.00	0.00	0.00	0.00	0.00
01 1160 610 002	POVERTY - SUPPLIES BE	0.00	0.00	0.00	0.00	0.00	0.00	0.00
01 1160 610 006	POVERTY - SUPPLIES AP	0.00	0.00	0.00	0.00	0.00	0.00	0.00
1160	PROVERTY PROGRAMS	179,276.00	0.00	0.00	0.00	179,276.00	0.00	179,276.00
1200	SPECIAL EDUCATION INSTRUCTIONAL PROGRAMS							
01 1200 110 000	SPED - SALARIES NON-INSTR DIST	150,736.00	11,500.02	47,251.36	31.35	103,484.64	0.00	103,484.64
01 1200 111 000	SPED - SALARIES TEACHERS DIST	234,948.00	18,221.75	72,887.00	31.02	162,061.00	0.00	162,061.00
01 1200 111 001	SPED - SALARIES TEACHERS BHS	559,539.00	41,756.74	167,026.96	29.85	392,512.04	0.00	392,512.04
01 1200 111 002	SPED - SALARIES TEACHERS BE	192,080.00	21,426.22	85,704.88	44.62	106,375.12	0.00	106,375.12
01 1200 111 003	SPED - SALARIES TEACHERS PC	213,704.00	21,368.68	85,859.98	40.18	127,844.02	0.00	127,844.02
01 1200 111 004	SPED - SALARIES TEACHERS HE	296,528.00	23,545.07	94,180.28	31.76	202,347.72	0.00	202,347.72
01 1200 111 005	SPED - SALARIES TEACHERS BMS	230,641.00	18,341.75	73,367.00	31.81	157,274.00	0.00	157,274.00
01 1200 111 006	SPED - SALARIES TEACHERS AP	210,271.00	14,225.22	56,900.88	27.06	153,370.12	0.00	153,370.12
01 1200 111 007	SPED - SALARIES TEACHERS SE	111,010.00	9,626.16	38,504.64	34.69	72,505.36	0.00	72,505.36
01 1200 111 008	SPED - SALARIES TEACHERS BSMS	313,075.00	18,006.29	83,417.96	26.64	229,657.04	0.00	229,657.04

Regular; Processing Month 12/2025

Account Number	Account Description	Revised Budget	Expended During Month	Expenditures to Date	% of Budget	Balance at EOM	P/ O Outstanding	Unencumbered Balance
01 1200 112 000	SPED - SALARIES INSTR AIDES	20,887.00	6,091.29	24,981.76	119.60	(4,094.76)	0.00	(4,094.76)
01 1200 112 001	SPED - SALARIES INSTR AIDES BHS	76,352.00	6,474.67	26,046.48	34.11	50,305.52	0.00	50,305.52
01 1200 112 002	SPED - SALARIES INSTR AIDES BE	176,574.00	18,016.17	76,152.49	43.13	100,421.51	0.00	100,421.51
01 1200 112 003	SPED - SALARIES INSTR AIDES PC	154,286.00	15,259.32	57,050.89	36.98	97,235.11	0.00	97,235.11
01 1200 112 004	SPED - SALARIES INSTR AIDES HE	196,289.00	14,371.40	69,188.60	35.25	127,100.40	0.00	127,100.40
01 1200 112 005	SPED - SALARIES INSTR AIDES BMS	66,295.00	6,332.47	27,407.01	41.34	38,887.99	0.00	38,887.99
01 1200 112 006	SPED - SALARIES INSTR AIDES AP	144,933.00	13,730.50	61,526.06	42.45	83,406.94	0.00	83,406.94
01 1200 112 007	SPED - SALARIES INSTR AIDES SE	61,813.00	6,871.26	29,349.13	47.48	32,463.87	0.00	32,463.87
01 1200 112 008	SPED - SALARIES INSTR AIDES BSMS	107,140.00	14,315.39	56,263.61	52.51	50,876.39	0.00	50,876.39
01 1200 122 001	SPED - SUB AIDES BHS	2,178.00	0.00	0.00	0.00	2,178.00	0.00	2,178.00
01 1200 122 002	SPED - SUB AIDES BE	2,773.00	647.90	2,714.36	97.89	58.64	0.00	58.64
01 1200 122 003	SPED - SUB AIDES PC	8,511.00	208.54	1,420.21	16.69	7,090.79	0.00	7,090.79
01 1200 122 004	SPED - SUB AIDES HE	12,433.00	3,713.64	8,754.05	70.41	3,678.95	0.00	3,678.95
01 1200 122 005	SPED - SUB AIDES BMS	7,990.00	0.00	718.91	9.00	7,271.09	0.00	7,271.09
01 1200 122 006	SPED - SUB AIDES AP	15,066.00	3,129.58	4,720.50	31.33	10,345.50	0.00	10,345.50
01 1200 122 007	SPED - SUB AIDES SE	16,330.00	1,377.70	6,074.75	37.20	10,255.25	0.00	10,255.25
01 1200 122 008	SPED - SUB AIDES BSMS	430.00	0.00	0.00	0.00	430.00	0.00	430.00
01 1200 123 001	SPED - SUB TEACHERS BHS	15,006.00	1,400.00	3,130.38	20.86	11,875.62	0.00	11,875.62
01 1200 123 002	SPED - SUB TEACHERS BE	2,375.00	175.00	1,662.50	70.00	712.50	0.00	712.50
01 1200 123 003	SPED - SUB TEACHERS PC	16,248.00	1,225.00	2,712.50	16.69	13,535.50	0.00	13,535.50
01 1200 123 004	SPED - SUB TEACHERS HE	15,679.00	577.97	12,447.97	79.39	3,231.03	0.00	3,231.03
01 1200 123 005	SPED - SUB TEACHERS BMS	12,745.00	1,137.50	2,450.00	19.22	10,295.00	0.00	10,295.00
01 1200 123 006	SPED - SUB TEACHERS AP	10,165.00	437.50	2,367.50	23.29	7,797.50	0.00	7,797.50
01 1200 123 007	SPED - SUB TEACHERS SE	12,786.00	87.50	437.50	3.42	12,348.50	0.00	12,348.50
01 1200 123 008	SPED - SUB TEACHERS BSMS	9,932.00	1,540.00	7,660.00	77.12	2,272.00	0.00	2,272.00
01 1200 130 000	SPED - OT SALARIES NON-INSTR DIST	322.00	0.00	1.92	0.60	320.08	0.00	320.08
01 1200 132 004	SPED - OT SALARIES NON-INSTR HE	0.00	0.00	61.08	0.00	(61.08)	0.00	(61.08)
01 1200 132 006	SPED - OT SALARIES NON- INSTR AP	633.00	115.83	628.00	99.21	5.00	0.00	5.00
01 1200 132 008	SPED - OT SALARIES NON- INSTR BSMS	0.00	0.00	0.00	0.00	0.00	0.00	0.00
01 1200 150 000	SPED - ADD'L COMP NON-INSTR DIST	303.00	26.16	104.64	34.53	198.36	0.00	198.36
01 1200 151 000	SPED - ADD'L COMP TEACHERS DIST	1,607.00	40.08	160.32	9.98	1,446.68	0.00	1,446.68
01 1200 151 001	SPED - ADD'L COMP TEACHERS BHS	4,988.00	91.50	436.80	8.76	4,551.20	0.00	4,551.20
01 1200 151 002	SPED - ADD'L COMP TEACHERS BE	4,301.00	47.43	467.98	10.88	3,833.02	0.00	3,833.02
01 1200 151 003	SPED - ADD'L COMP TEACHERS PC	7,611.00	112.46	2,862.64	37.61	4,748.36	0.00	4,748.36
01 1200 151 004	SPED - ADD'L COMP TEACHERS HE	2,453.00	116.84	998.70	40.71	1,454.30	0.00	1,454.30
01 1200 151 005	SPED - ADD'L COMP TEACHERS BMS	6,019.00	40.35	274.68	4.56	5,744.32	0.00	5,744.32
01 1200 151 006	SPED - ADD'L COMP TEACHERS AP	5,349.00	37.65	800.43	14.96	4,548.57	0.00	4,548.57
01 1200 151 007	SPED - ADD'L COMP TEACHERS SE	1,868.00	21.18	784.44	41.99	1,083.56	0.00	1,083.56
01 1200 151 008	SPED - ADD'L COMP TEACHERS BSMS	1,754.00	52.45	319.42	18.21	1,434.58	0.00	1,434.58
01 1200 152 000	SPED - ADD'L COMP AIDES	4,898.00	1,897.96	8,001.85	163.37	(3,103.85)	0.00	(3,103.85)
01 1200 152 001	SPED - ADD'L COMP AIDES BHS	198.00	13.63	54.52	27.54	143.48	0.00	143.48
01 1200 152 002	SPED - ADD'L COMP AIDES BE	343.00	33.76	142.95	41.68	200.05	0.00	200.05
01 1200 152 003	SPED - ADD'L COMP AIDES PC	286.00	39.62	163.01	57.00	122.99	0.00	122.99
01 1200 152 004	SPED - ADD'L COMP AIDES HE	442.00	37.62	160.60	36.33	281.40	0.00	281.40
01 1200 152 005	SPED - ADD'L COMP AIDES BMS	0.00	13.95	55.80	0.00	(55.80)	0.00	(55.80)
01 1200 152 006	SPED - ADD'L COMP AIDES AP	132.00	29.09	116.36	88.15	15.64	0.00	15.64
01 1200 152 007	SPED - ADD'L COMP AIDES SE	114.00	13.38	53.52	46.95	60.48	0.00	60.48
01 1200 152 008	SPED - ADD'L COMP AIDES BSMS	256.00	32.40	138.73	54.19	117.27	0.00	117.27
01 1200 210 000	SPED - GROUP INS NON-INSTR DIST	45,010.00	2,459.00	9,836.00	21.85	35,174.00	0.00	35,174.00
01 1200 211 000	SPED - GROUP INS TEACHERS/PROF DIST	12,222.00	1,848.32	7,380.28	60.39	4,841.72	0.00	4,841.72
01 1200 211 001	SPED - GROUP INS TEACHERS BHS	137,320.00	12,971.08	51,884.32	37.78	85,435.68	0.00	85,435.68
01 1200 211 002	SPED - GROUP INS TEACHERS BE	45,039.00	5,373.44	21,493.76	47.72	23,545.24	0.00	23,545.24
01 1200 211 003	SPED - GROUP INS TEACHERS PC	79,390.00	6,086.28	24,345.12	30.67	55,044.88	0.00	55,044.88
01 1200 211 004	SPED - GROUP INS TEACHERS HE	119,399.00	6,762.12	27,048.48	22.65	92,350.52	0.00	92,350.52
01 1200 211 005	SPED - GROUP INS TEACHERS BMS	117,447.00	9,488.63	37,954.52	32.32	79,492.48	0.00	79,492.48

01/09/2026 02:07 PM

Regular; Processing Month 12/2025

User ID: MDT

Account Number	Account Description	Revised Budget	Expended During Month	Expenditures to Date	% of Budget	Balance at EOM	P/ O Outstanding	Unencumbered Balance
01 1200 211 006	SPED - GROUP INS TEACHERS AP	88,985.00	6,736.90	26,947.60	30.28	62,037.40	0.00	62,037.40
01 1200 211 007	SPED - GROUP INS TEACHERS SE	14,956.00	915.07	3,660.28	24.47	11,295.72	0.00	11,295.72
01 1200 211 008	SPED - GROUP INS TEACHERS BSMS	69,429.00	4,768.16	19,072.64	27.47	50,356.36	0.00	50,356.36
01 1200 212 000	SPED - GROUP INS INSTR AIDES	0.00	8.40	33.60	0.00	(33.60)	0.00	(33.60)
01 1200 212 001	SPED - GROUP INS AIDES BHS	2,595.00	324.62	1,385.12	53.38	1,209.88	0.00	1,209.88
01 1200 212 002	SPED - GROUP INS AIDES BE	217.00	16.80	69.30	31.94	147.70	0.00	147.70
01 1200 212 003	SPED - GROUP INS AIDES PC	173.00	15.75	56.70	32.77	116.30	0.00	116.30
01 1200 212 004	SPED - GROUP INS AIDES HE	9,341.00	697.99	2,787.76	29.84	6,553.24	0.00	6,553.24
01 1200 212 005	SPED - GROUP INS AIDES BMS	0.00	6.30	25.20	0.00	(25.20)	0.00	(25.20)
01 1200 212 006	SPED - GROUP INS AIDES AP	4,721.00	349.27	1,400.93	29.67	3,320.07	0.00	3,320.07
01 1200 212 007	SPED - GROUP INS AIDES SE	0.00	8.12	32.83	0.00	(32.83)	0.00	(32.83)
01 1200 212 008	SPED - GROUP INS AIDES BSMS	131.00	14.70	52.50	40.08	78.50	0.00	78.50
01 1200 220 000	SPED - SOC SEC NON-INSTR DIST	12,026.00	922.31	3,785.11	31.47	8,240.89	0.00	8,240.89
01 1200 221 000	SPED - SOC SEC TEACHERS DIST	18,511.00	1,397.02	5,588.09	30.19	12,922.91	0.00	12,922.91
01 1200 221 001	SPED - SOC SEC TEACHERS BHS	44,115.00	3,151.16	12,609.99	28.58	31,505.01	0.00	31,505.01
01 1200 221 002	SPED - SOC SEC TEACHERS BE	14,972.00	1,620.08	6,501.59	43.42	8,470.41	0.00	8,470.41
01 1200 221 003	SPED - SOC SEC TEACHERS PC	17,803.00	1,657.58	6,844.36	38.44	10,958.64	0.00	10,958.64
01 1200 221 004	SPED - SOC SEC TEACHERS HE	23,104.00	1,833.79	7,375.82	31.92	15,728.18	0.00	15,728.18
01 1200 221 005	SPED - SOC SEC TEACHERS BMS	18,325.00	1,382.69	5,539.57	30.23	12,785.43	0.00	12,785.43
01 1200 221 006	SPED - SOC SEC TEACHERS AP	16,080.00	1,023.69	4,144.48	25.77	11,935.52	0.00	11,935.52
01 1200 221 007	SPED - SOC SEC TEACHERS SE	9,281.00	773.88	3,149.04	33.93	6,131.96	0.00	6,131.96
01 1200 221 008	SPED - SOC SEC TEACHERS BSMS	24,672.00	1,373.07	6,372.20	25.83	18,299.80	0.00	18,299.80
01 1200 222 000	SPED - SOC SEC INSTR AIDES	2,052.00	595.23	2,459.44	119.86	(407.44)	0.00	(407.44)
01 1200 222 001	SPED - SOC SEC AIDES BHS	6,136.00	496.11	1,995.70	32.52	4,140.30	0.00	4,140.30
01 1200 222 002	SPED - SOC SEC AIDES BE	14,027.00	1,430.38	6,044.30	43.09	7,982.70	0.00	7,982.70
01 1200 222 003	SPED - SOC SEC AIDES PC	12,672.00	1,186.31	4,485.47	35.40	8,186.53	0.00	8,186.53
01 1200 222 004	SPED - SOC SEC AIDES HE	16,206.00	1,383.59	5,968.38	36.83	10,237.62	0.00	10,237.62
01 1200 222 005	SPED - SOC SEC AIDES BMS	5,722.00	484.56	2,152.18	37.61	3,569.82	0.00	3,569.82
01 1200 222 006	SPED - SOC SEC AIDES AP	12,419.00	1,300.63	5,123.76	41.26	7,295.24	0.00	7,295.24
01 1200 222 007	SPED - SOC SEC AIDES SE	5,960.00	632.05	2,714.02	45.54	3,245.98	0.00	3,245.98
01 1200 222 008	SPED - SOC SEC AIDES BSMS	8,430.00	1,097.61	4,314.84	51.18	4,115.16	0.00	4,115.16
01 1200 223 001	SPED - SOC SEC SUB TEACHERS BHS	1,025.00	107.01	239.30	23.35	785.70	0.00	785.70
01 1200 223 002	SPED - SOC SEC SUB TEACHERS BE	162.00	13.37	127.13	78.48	34.87	0.00	34.87
01 1200 223 003	SPED - SOC SEC SUB TEACHERS PC	1,110.00	93.74	207.56	18.70	902.44	0.00	902.44
01 1200 223 004	SPED - SOC SEC SUB TEACHERS HE	1,071.00	44.22	952.19	88.91	118.81	0.00	118.81
01 1200 223 005	SPED - SOC SEC SUB TEACHERS BMS	871.00	87.04	187.48	21.52	683.52	0.00	683.52
01 1200 223 006	SPED - SOC SEC SUB TEACHERS AP	695.00	33.49	181.18	26.07	513.82	0.00	513.82
01 1200 223 007	SPED - SOC SEC SUB TEACHERS SE	874.00	6.70	33.49	3.83	840.51	0.00	840.51
01 1200 223 008	SPED - SOC SEC SUB TEACHERS BSMS	679.00	117.88	586.04	86.31	92.96	0.00	92.96
01 1200 230 000	SPED - RETIREMENT NON-INSTR DIST	9,355.00	845.25	3,473.11	37.13	5,881.89	0.00	5,881.89
01 1200 231 000	SPED - RETIREMENT TEACHERS DIST	14,608.00	1,339.30	5,357.20	36.67	9,250.80	0.00	9,250.80
01 1200 231 001	SPED - RETIREMENT TEACHERS BHS	34,932.00	3,069.12	12,281.68	35.16	22,650.32	0.00	22,650.32
01 1200 231 002	SPED - RETIREMENT TEACHERS BE	12,162.00	1,574.82	6,319.73	51.96	5,842.27	0.00	5,842.27
01 1200 231 003	SPED - RETIREMENT TEACHERS PC	13,510.00	1,343.10	6,274.84	46.45	7,235.16	0.00	7,235.16
01 1200 231 004	SPED - RETIREMENT TEACHERS HE	18,475.00	1,735.34	6,980.41	37.78	11,494.59	0.00	11,494.59
01 1200 231 005	SPED - RETIREMENT TEACHERS BMS	14,665.00	1,348.11	5,400.80	36.83	9,264.20	0.00	9,264.20
01 1200 231 006	SPED - RETIREMENT TEACHERS AP	13,310.00	1,045.55	4,229.96	31.78	9,080.04	0.00	9,080.04
01 1200 231 007	SPED - RETIREMENT TEACHERS SE	6,987.00	707.52	2,881.51	41.24	4,105.49	0.00	4,105.49
01 1200 231 008	SPED - RETIREMENT TEACHERS BSMS	19,482.00	1,323.45	6,139.24	31.51	13,342.76	0.00	13,342.76
01 1200 232 000	SPED - RETIREMENT INSTR AIDES	1,621.00	586.50	2,421.44	149.38	(800.44)	0.00	(800.44)
01 1200 232 001	SPED - RETIREMENT AIDES BHS	4,739.00	475.89	1,914.42	40.40	2,824.58	0.00	2,824.58
01 1200 232 002	SPED - RETIREMENT AIDES BE	10,748.00	1,324.20	5,597.21	52.08	5,150.79	0.00	5,150.79
01 1200 232 003	SPED - RETIREMENT AIDES PC	9,558.00	1,121.56	4,191.82	43.86	5,366.18	0.00	5,366.18
01 1200 232 004	SPED - RETIREMENT AIDES HE	12,172.00	1,188.68	5,335.95	43.84	6,836.05	0.00	6,836.05
01 1200 232 005	SPED - RETIREMENT AIDES BMS	3,779.00	394.28	1,772.48	46.90	2,006.52	0.00	2,006.52

Account Number	Account Description	Revised Budget	Expended During Month	Expenditures to Date	% of Budget	Balance at EOM	P/ O Outstanding	Unencumbered Balance
01 1300 222 006	SUMM SCHOOL - SOC SEC AIDES AP	0.00	0.00	0.00	0.00	0.00	0.00	0.00
01 1300 222 007	SUMM SCHOOL - SOC SEC AIDES SE	710.00	0.00	0.00	0.00	710.00	0.00	710.00
01 1300 222 008	SUMM SCHOOL - SOC SEC AIDES BSMS	0.00	0.00	0.00	0.00	0.00	0.00	0.00
01 1300 231 001	SUMM SCHOOL - RETIREMENT TEACHERS BHS	1,089.00	0.00	0.00	0.00	1,089.00	0.00	1,089.00
01 1300 231 002	SUMM SCHOOL - RETIREMENT TEACHERS BE	2,275.00	0.00	7.31	0.32	2,267.69	0.00	2,267.69
01 1300 231 003	SUMM SCHOOL - RETIREMENT TEACHERS PC	0.00	0.00	0.00	0.00	0.00	0.00	0.00
01 1300 231 004	SUMM SCHOOL - RETIREMENT TEACHERS HE	0.00	0.00	0.00	0.00	0.00	0.00	0.00
01 1300 231 005	SUMM SCHOOL - RETIREMENT TEACHERS BMS	1,212.00	0.00	0.00	0.00	1,212.00	0.00	1,212.00
01 1300 231 006	SUMM SCHOOL - RETIREMENT TEACHERS AP	0.00	0.00	0.00	0.00	0.00	0.00	0.00
01 1300 231 007	SUMM SCHOOL - RETIREMENT TEACHERS SE	2,976.00	0.00	0.00	0.00	2,976.00	0.00	2,976.00
01 1300 231 008	SUMM SCHOOL - RETIREMENT TEACHERS BSMS	0.00	0.00	0.00	0.00	0.00	0.00	0.00
01 1300 232 001	SUMM SCHOOL - RETIREMENT AIDES BHS	208.00	0.00	0.00	0.00	208.00	0.00	208.00
01 1300 232 002	SUMM SCHOOL - RETIREMENT AIDES BE	458.00	0.00	0.00	0.00	458.00	0.00	458.00
01 1300 232 003	SUMM SCHOOL - RETIREMENT AIDES PC	0.00	0.00	0.00	0.00	0.00	0.00	0.00
01 1300 232 004	SUMM SCHOOL - RETIREMENT AIDES HE	0.00	0.00	0.00	0.00	0.00	0.00	0.00
01 1300 232 005	SUMM SCHOOL - RETIREMENT AIDES BMS	0.00	0.00	0.00	0.00	0.00	0.00	0.00
01 1300 232 006	SUMM SCHOOL - RETIREMENT AIDES AP	0.00	0.00	0.00	0.00	0.00	0.00	0.00
01 1300 232 007	SUMM SCHOOL - RETIREMENT AIDES SE	472.00	0.00	0.00	0.00	472.00	0.00	472.00
01 1300 232 008	SUMM SCHOOL - RETIREMENT AIDES BSMS	0.00	0.00	0.00	0.00	0.00	0.00	0.00
01 1300 237 001	SUMM SCHOOL - INCR RET CONTR BHS	129.00	0.00	0.00	0.00	129.00	0.00	129.00
01 1300 237 002	SUMM SCHOOL - INCR RET CONTR BE	285.00	0.00	0.73	0.26	284.27	0.00	284.27
01 1300 237 003	SUMM SCHOOL - INCR RET CONTR PC	0.00	0.00	0.00	0.00	0.00	0.00	0.00
01 1300 237 004	SUMM SCHOOL - INCR RET CONTR HE	0.00	0.00	0.00	0.00	0.00	0.00	0.00
01 1300 237 005	SUMM SCHOOL - INCR RET CONTR BMS	146.00	0.00	0.00	0.00	146.00	0.00	146.00
01 1300 237 006	SUMM SCHOOL - INCR RET CONTR AP	0.00	0.00	0.00	0.00	0.00	0.00	0.00
01 1300 237 007	SUMM SCHOOL - INCR RET CONTR SE	360.00	0.00	0.00	0.00	360.00	0.00	360.00
01 1300 237 008	SUMM SCHOOL - INCR RET CONTR BSMS	0.00	0.00	0.00	0.00	0.00	0.00	0.00
01 1300 580 001	SUMM SCHOOL - TRAVEL & MILEAGE BHS	0.00	0.00	0.00	0.00	0.00	0.00	0.00
01 1300 610 001	SUMM SCHOOL - SUPPLIES BHS	0.00	0.00	0.00	0.00	0.00	0.00	0.00
01 1300 610 002	SUMM SCHOOL - SUPPLIES BE	429.00	0.00	0.00	0.00	429.00	0.00	429.00
01 1300 610 003	SUMM SCHOOL - SUPPLIES PC	2,616.00	0.00	0.00	0.00	2,616.00	0.00	2,616.00
01 1300 610 004	SUMM SCHOOL - SUPPLIES HE	121.00	0.00	0.00	0.00	121.00	0.00	121.00
01 1300 610 005	SUMM SCHOOL - SUPPLIES BMS	0.00	0.00	0.00	0.00	0.00	0.00	0.00
01 1300 610 006	SUMM SCHOOL - SUPPLIES AP	0.00	0.00	0.00	0.00	0.00	0.00	0.00
01 1300 610 007	SUMM SCHOOL - SUPPLIES SE	678.00	0.00	0.00	0.00	678.00	0.00	678.00
01 1300 610 008	SUMM SCHOOL - SUPPLIES BSMS	1,603.00	0.00	0.00	0.00	1,603.00	0.00	1,603.00
01 1300 640 001	SUMM SCHOOL - BOOKS & PER BHS	0.00	0.00	0.00	0.00	0.00	0.00	0.00
01 1300 640 002	SUMM SCHOOL - BOOKS & PER BE	0.00	0.00	0.00	0.00	0.00	0.00	0.00
01 1300 640 003	SUMM SCHOOL - BOOKS & PER PC	0.00	0.00	0.00	0.00	0.00	0.00	0.00
01 1300 640 004	SUMM SCHOOL - BOOKS & PER HE	0.00	0.00	0.00	0.00	0.00	0.00	0.00
01 1300 640 005	SUMM SCHOOL - BOOKS & PER BMS	0.00	0.00	0.00	0.00	0.00	0.00	0.00
01 1300 640 006	SUMM SCHOOL - BOOKS & PER AP	0.00	0.00	0.00	0.00	0.00	0.00	0.00
01 1300 640 007	SUMM SCHOOL - BOOKS & PER SE	0.00	0.00	0.00	0.00	0.00	0.00	0.00
01 1300 640 008	SUMM SCHOOL - BOOKS & PER BSMS	0.00	0.00	0.00	0.00	0.00	0.00	0.00
01 1300 810 001	SUMM SCHOOL - DUES & FEES BHS	0.00	0.00	0.00	0.00	0.00	0.00	0.00
01 1300 810 002	SUMM SCHOOL - DUES & FEES BE	0.00	0.00	0.00	0.00	0.00	0.00	0.00
01 1300 810 003	SUMM SCHOOL - DUES & FEES PC	0.00	0.00	0.00	0.00	0.00	0.00	0.00
01 1300 810 004	SUMM SCHOOL - DUES & FEES HE	0.00	0.00	0.00	0.00	0.00	0.00	0.00
01 1300 810 005	SUMM SCHOOL - DUES & FEES BMS	0.00	0.00	0.00	0.00	0.00	0.00	0.00
01 1300 810 006	SUMM SCHOOL - DUES & FEES AP	0.00	0.00	0.00	0.00	0.00	0.00	0.00
01 1300 810 007	SUMM SCHOOL - DUES & FEES SE	0.00	0.00	0.00	0.00	0.00	0.00	0.00
01 1300 810 008	SUMM SCHOOL - DUES & FEES BSMS	0.00	0.00	0.00	0.00	0.00	0.00	0.00
1300	SUMMER SCHOOL	171,894.00	0.00	115.07	0.07	171,778.93	0.00	171,778.93
2120	GUIDANCE SERVICES							
01 2120 110 001	GUIDANCE - SALARIES NON-INSTR BHS	37,109.00	2,865.28	13,622.44	36.71	23,486.56	0.00	23,486.56

Regular; Processing Month 12/2025

Account Number	Account Description	Revised Budget	Expended During Month	Expenditures to Date	% of Budget	Balance at EOM	P/ O Outstanding	Unencumbered Balance
01 2120 110 005	GUIDANCE - SALARIES NON-INSTR BMS	0.00	0.00	0.00	0.00	0.00	0.00	0.00
01 2120 111 001	GUIDANCE - SALARIES TEACHERS BHS	242,896.00	21,679.89	86,719.56	35.70	156,176.44	0.00	156,176.44
01 2120 111 002	GUIDANCE - SALARIES TEACHERS BE	62,939.00	6,202.74	24,810.96	39.42	38,128.04	0.00	38,128.04
01 2120 111 003	GUIDANCE - SALARIES TEACHERS PC	117,831.00	9,835.28	39,341.12	33.39	78,489.88	0.00	78,489.88
01 2120 111 004	GUIDANCE - SALARIES TEACHERS HE	62,583.00	6,031.39	24,125.56	38.55	38,457.44	0.00	38,457.44
01 2120 111 005	GUIDANCE - SALARIES TEACHERS BMS	82,174.00	7,527.70	30,110.80	36.64	52,063.20	0.00	52,063.20
01 2120 111 006	GUIDANCE - SALARIES TEACHERS AP	52,294.00	4,523.54	18,094.16	34.60	34,199.84	0.00	34,199.84
01 2120 111 007	GUIDANCE - SALARIES TEACHERS SE	62,076.00	5,208.93	20,835.72	33.56	41,240.28	0.00	41,240.28
01 2120 111 008	GUIDANCE - SALARIES TEACHERS BSMS	163,917.00	14,178.38	56,709.13	34.60	107,207.87	0.00	107,207.87
01 2120 130 001	GUIDANCE - OT SALARIES NON-INSTR BHS	197.00	0.00	16.97	8.61	180.03	0.00	180.03
01 2120 130 005	GUIDANCE - OT SALARIES NON-INSTR BMS	0.00	0.00	0.00	0.00	0.00	0.00	0.00
01 2120 150 001	GUIDANCE - ADD'L COMP NON-INSTR BHS	0.00	7.56	30.24	0.00	(30.24)	0.00	(30.24)
01 2120 150 005	GUIDANCE - ADD'L COMP NON-INSTR BMS	0.00	0.00	0.00	0.00	0.00	0.00	0.00
01 2120 151 001	GUIDANCE - ADD'L COMP TEACHERS BHS	541.00	48.97	195.88	36.21	345.12	0.00	345.12
01 2120 151 002	GUIDANCE - ADD'L COMP TEACHERS BE	160.00	13.65	54.60	34.13	105.40	0.00	105.40
01 2120 151 003	GUIDANCE - ADD'L COMP TEACHERS PC	512.00	15.76	63.04	12.31	448.96	0.00	448.96
01 2120 151 004	GUIDANCE - ADD'L COMP TEACHERS HE	160.00	13.27	53.08	33.18	106.92	0.00	106.92
01 2120 151 005	GUIDANCE - ADD'L COMP TEACHERS BMS	199.00	16.56	66.24	33.29	132.76	0.00	132.76
01 2120 151 006	GUIDANCE - ADD'L COMP TEACHERS AP	116.00	9.95	39.80	34.31	76.20	0.00	76.20
01 2120 151 007	GUIDANCE - ADD'L COMP TEACHERS SE	291.00	11.46	45.84	15.75	245.16	0.00	245.16
01 2120 151 008	GUIDANCE - ADD'L COMP TEACHERS BSMS	398.00	33.12	132.48	33.29	265.52	0.00	265.52
01 2120 152 001	GUIDANCE - ADD'L COMP AIDES BHS	0.00	0.00	0.00	0.00	0.00	0.00	0.00
01 2120 152 005	GUIDANCE - ADD'L COMP AIDES BMS	0.00	0.00	0.00	0.00	0.00	0.00	0.00
01 2120 210 001	GUIDANCE - GROUP INS NON-INSTR BHS	12,195.00	912.97	3,651.88	29.95	8,543.12	0.00	8,543.12
01 2120 210 005	GUIDANCE - GROUP INS NON-INSTR BMS	0.00	0.00	0.00	0.00	0.00	0.00	0.00
01 2120 211 001	GUIDANCE - GROUP INS TEACHERS BHS	47,850.00	2,523.51	10,094.04	21.10	37,755.96	0.00	37,755.96
01 2120 211 002	GUIDANCE - GROUP INS TEACHERS BE	25,896.00	2,456.90	9,827.60	37.95	16,068.40	0.00	16,068.40
01 2120 211 003	GUIDANCE - GROUP INS TEACHERS PC	30,137.00	2,458.49	9,833.96	32.63	20,303.04	0.00	20,303.04
01 2120 211 004	GUIDANCE - GROUP INS TEACHERS HE	25,896.00	2,456.90	9,827.60	37.95	16,068.40	0.00	16,068.40
01 2120 211 005	GUIDANCE - GROUP INS TEACHERS BMS	27,244.00	2,456.90	9,827.60	36.07	17,416.40	0.00	17,416.40
01 2120 211 006	GUIDANCE - GROUP INS TEACHERS AP	11,057.00	912.97	3,651.88	33.03	7,405.12	0.00	7,405.12
01 2120 211 007	GUIDANCE - GROUP INS TEACHERS SE	11,353.00	912.97	3,651.88	32.17	7,701.12	0.00	7,701.12
01 2120 211 008	GUIDANCE - GROUP INS TEACHERS BSMS	22,009.00	3,480.35	13,921.40	63.25	8,087.60	0.00	8,087.60
01 2120 220 001	GUIDANCE - SOC SEC NON-INSTR BHS	2,915.00	255.62	1,189.13	40.79	1,725.87	0.00	1,725.87
01 2120 220 005	GUIDANCE - SOC SEC NON-INSTR BMS	0.00	0.00	0.00	0.00	0.00	0.00	0.00
01 2120 221 001	GUIDANCE - SOC SEC TEACHERS BHS	19,039.00	1,674.98	6,699.91	35.19	12,339.09	0.00	12,339.09
01 2120 221 002	GUIDANCE - SOC SEC TEACHERS BE	4,848.00	437.68	1,750.73	36.11	3,097.27	0.00	3,097.27
01 2120 221 003	GUIDANCE - SOC SEC TEACHERS PC	9,376.00	757.55	3,030.20	32.32	6,345.80	0.00	6,345.80
01 2120 221 004	GUIDANCE - SOC SEC TEACHERS HE	4,886.00	452.27	1,809.09	37.03	3,076.91	0.00	3,076.91
01 2120 221 005	GUIDANCE - SOC SEC TEACHERS BMS	6,350.00	568.44	2,273.76	35.81	4,076.24	0.00	4,076.24
01 2120 221 006	GUIDANCE - SOC SEC TEACHERS AP	4,093.00	346.32	1,385.28	33.85	2,707.72	0.00	2,707.72
01 2120 221 007	GUIDANCE - SOC SEC TEACHERS SE	4,873.00	394.40	1,577.60	32.37	3,295.40	0.00	3,295.40
01 2120 221 008	GUIDANCE - SOC SEC TEACHERS BSMS	13,222.00	1,076.88	4,307.20	32.58	8,914.80	0.00	8,914.80
01 2120 230 001	GUIDANCE - RETIREMENT NON-INSTR BHS	2,310.00	210.60	1,002.50	43.40	1,307.50	0.00	1,307.50
01 2120 230 005	GUIDANCE - RETIREMENT NON-INSTR BMS	0.00	0.00	0.00	0.00	0.00	0.00	0.00
01 2120 231 001	GUIDANCE - RETIREMENT TEACHERS BHS	15,052.00	1,593.48	6,373.91	42.35	8,678.09	0.00	8,678.09
01 2120 231 002	GUIDANCE - RETIREMENT TEACHERS BE	3,899.00	455.90	1,823.60	46.77	2,075.40	0.00	2,075.40
01 2120 231 003	GUIDANCE - RETIREMENT TEACHERS PC	7,321.00	722.89	2,891.55	39.50	4,429.45	0.00	4,429.45
01 2120 231 004	GUIDANCE - RETIREMENT TEACHERS HE	3,877.00	443.31	1,773.24	45.74	2,103.76	0.00	2,103.76
01 2120 231 005	GUIDANCE - RETIREMENT TEACHERS BMS	5,093.00	553.29	2,213.16	43.45	2,879.84	0.00	2,879.84
01 2120 231 006	GUIDANCE - RETIREMENT TEACHERS AP	3,240.00	332.48	1,329.92	41.05	1,910.08	0.00	1,910.08
01 2120 231 007	GUIDANCE - RETIREMENT TEACHERS SE	3,846.00	382.86	1,531.44	39.82	2,314.56	0.00	2,314.56
01 2120 231 008	GUIDANCE - RETIREMENT TEACHERS BSMS	10,154.00	1,042.12	4,168.15	41.05	5,985.85	0.00	5,985.85
01 2120 237 001	GUIDANCE - INCR RET CONTR BHS	5,204.00	179.19	732.63	14.08	4,471.37	0.00	4,471.37
01 2120 237 002	GUIDANCE - INCR RET CONTR BE	1,186.00	45.28	181.12	15.27	1,004.88	0.00	1,004.88

Account Number	Account Description	Revised Budget	Expended During Month	Expenditures to Date	% of Budget	Balance at EOM	P/ O Outstanding	Unencumbered Balance
01 2120 237 003	GUIDANCE - INCR RET CONTR PC	2,220.00	71.80	287.20	12.94	1,932.80	0.00	1,932.80
01 2120 237 004	GUIDANCE - INCR RET CONTR HE	1,179.00	44.03	176.12	14.94	1,002.88	0.00	1,002.88
01 2120 237 005	GUIDANCE - INCR RET CONTR BMS	1,541.00	54.96	219.84	14.27	1,321.16	0.00	1,321.16
01 2120 237 006	GUIDANCE - INCR RET CONTR AP	981.00	33.02	132.08	13.46	848.92	0.00	848.92
01 2120 237 007	GUIDANCE - INCR RET CONTR SE	1,165.00	38.03	152.10	13.06	1,012.90	0.00	1,012.90
01 2120 237 008	GUIDANCE - INCR RET CONTR BSMS	3,047.00	103.51	414.02	13.59	2,632.98	0.00	2,632.98
01 2120 280 001	GUIDANCE - HEALTH BEN NON-INSTR BHS	0.00	475.00	1,900.00	0.00	(1,900.00)	0.00	(1,900.00)
01 2120 280 005	GUIDANCE - HEALTH BEN NON-INSTR BMS	0.00	0.00	0.00	0.00	0.00	0.00	0.00
01 2120 281 001	GUIDANCE - HEALTH BEN TEACHERS BHS	4,700.00	412.59	1,650.36	35.11	3,049.64	0.00	3,049.64
01 2120 281 002	GUIDANCE - HEALTH BEN TEACHERS BE	0.00	0.00	0.00	0.00	0.00	0.00	0.00
01 2120 281 003	GUIDANCE - HEALTH BEN TEACHERS PC	3,115.00	248.26	993.04	31.88	2,121.96	0.00	2,121.96
01 2120 281 004	GUIDANCE - HEALTH BEN TEACHERS HE	0.00	0.00	0.00	0.00	0.00	0.00	0.00
01 2120 281 005	GUIDANCE - HEALTH BEN TEACHERS BMS	0.00	0.00	0.00	0.00	0.00	0.00	0.00
01 2120 281 006	GUIDANCE - HEALTH BEN TEACHERS AP	0.00	0.00	0.00	0.00	0.00	0.00	0.00
01 2120 281 007	GUIDANCE - HEALTH BEN TEACHERS SE	0.00	0.00	0.00	0.00	0.00	0.00	0.00
01 2120 281 008	GUIDANCE - HEALTH BEN TEACHERS BSMS	5,222.00	0.00	0.00	0.00	5,222.00	0.00	5,222.00
01 2120 320 001	GUIDANCE - PROF ED SERVICES BHS	0.00	1,400.00	3,745.00	0.00	(3,745.00)	0.00	(3,745.00)
01 2120 320 002	GUIDANCE - PROF ED SERVICES BE	0.00	180.00	450.00	0.00	(450.00)	0.00	(450.00)
01 2120 320 003	GUIDANCE - PROF ED SERVICES PC	0.00	690.00	1,350.00	0.00	(1,350.00)	0.00	(1,350.00)
01 2120 320 004	GUIDANCE - PROF ED SERVICES HE	0.00	660.00	1,410.00	0.00	(1,410.00)	0.00	(1,410.00)
01 2120 320 005	GUIDANCE - PROF ED SERVICES BMS	0.00	1,050.00	1,995.00	0.00	(1,995.00)	0.00	(1,995.00)
01 2120 320 006	GUIDANCE - PROF ED SERVICES AP	0.00	1,050.00	2,362.50	0.00	(2,362.50)	0.00	(2,362.50)
01 2120 320 007	GUIDANCE - PROF ED SERVICES SE	0.00	1,120.00	3,045.00	0.00	(3,045.00)	0.00	(3,045.00)
01 2120 320 008	GUIDANCE - PROF ED SERVICES BSMS	0.00	420.00	910.00	0.00	(910.00)	0.00	(910.00)
01 2120 580 001	GUIDANCE - TRAVEL & MILEAGE BHS	333.00	0.00	0.00	0.00	333.00	0.00	333.00
01 2120 580 002	GUIDANCE - TRAVEL & MILEAGE BE	307.00	0.00	0.00	0.00	307.00	0.00	307.00
01 2120 580 003	GUIDANCE - TRAVEL & MILEAGE PC	0.00	0.00	0.00	0.00	0.00	0.00	0.00
01 2120 580 004	GUIDANCE - TRAVEL & MILEAGE HE	0.00	0.00	0.00	0.00	0.00	0.00	0.00
01 2120 580 005	GUIDANCE - TRAVEL & MILEAGE BMS	0.00	0.00	0.00	0.00	0.00	0.00	0.00
01 2120 580 006	GUIDANCE - TRAVEL & MILEAGE AP	0.00	0.00	0.00	0.00	0.00	0.00	0.00
01 2120 580 007	GUIDANCE - TRAVEL & MILEAGE SE	0.00	0.00	0.00	0.00	0.00	0.00	0.00
01 2120 580 008	GUIDANCE - TRAVEL & MILEAGE BSMS	0.00	0.00	0.00	0.00	0.00	0.00	0.00
01 2120 590 001	GUIDANCE - PURCHASED SERVICES BHS	23,392.00	0.00	467.04	2.00	22,924.96	0.00	22,924.96
01 2120 590 002	GUIDANCE - PURCHASED SERVICES BE	15,058.00	0.00	467.04	3.10	14,590.96	0.00	14,590.96
01 2120 590 003	GUIDANCE - PURCHASED SERVICES PC	16,253.00	0.00	467.03	2.87	15,785.97	0.00	15,785.97
01 2120 590 004	GUIDANCE - PURCHASED SERVICES HE	15,681.00	0.00	467.03	2.98	15,213.97	0.00	15,213.97
01 2120 590 005	GUIDANCE - PURCHASED SERVICES BMS	16,721.00	0.00	467.03	2.79	16,253.97	0.00	16,253.97
01 2120 590 006	GUIDANCE - PURCHASED SERVICES AP	18,274.00	0.00	467.03	2.56	17,806.97	0.00	17,806.97
01 2120 590 007	GUIDANCE - PURCHASED SERVICES SE	18,566.00	0.00	467.03	2.52	18,098.97	0.00	18,098.97
01 2120 590 008	GUIDANCE - PURCHASED SERVICES BSMS	12,599.00	0.00	467.03	3.71	12,131.97	0.00	12,131.97
01 2120 610 001	GUIDANCE - SUPPLIES BHS	319.00	58.84	106.44	33.37	212.56	0.00	212.56
01 2120 610 001 611	GUIDANCE - TESTING SUPPLIES SUPPLIES BHS	15,568.00	0.00	0.00	0.00	15,568.00	0.00	15,568.00
01 2120 610 002	GUIDANCE - SUPPLIES BE	3,472.00	166.37	414.35	12.13	3,057.65	6.66	3,050.99
01 2120 610 002 611	GUIDANCE - TESTING SUPPLIES BE	0.00	0.00	0.00	0.00	0.00	0.00	0.00
01 2120 610 003	GUIDANCE - SUPPLIES PC	433.00	0.00	279.29	64.50	153.71	0.00	153.71
01 2120 610 003 611	GUIDANCE - TESTING SUPPLIES PC	594.00	0.00	0.00	0.00	594.00	0.00	594.00
01 2120 610 004	GUIDANCE - SUPPLIES HE	3,149.00	0.00	241.29	7.66	2,907.71	0.00	2,907.71
01 2120 610 004 611	GUIDANCE - TESTING SUPPLIES HE	0.00	0.00	0.00	0.00	0.00	0.00	0.00
01 2120 610 005	GUIDANCE - SUPPLIES BMS	3,285.00	713.95	1,262.73	38.44	2,022.27	0.00	2,022.27
01 2120 610 005 611	GUIDANCE - TESTING SUPPLIES BMS	0.00	0.00	0.00	0.00	0.00	0.00	0.00
01 2120 610 006	GUIDANCE - SUPPLIES AP	2,027.00	22.48	47.89	2.36	1,979.11	0.00	1,979.11
01 2120 610 006 611	GUIDANCE - TESTING SUPPLIES AP	0.00	0.00	0.00	0.00	0.00	0.00	0.00
01 2120 610 007	GUIDANCE - SUPPLIES SE	1,792.00	0.00	575.47	32.11	1,216.53	0.00	1,216.53
01 2120 610 007 611	GUIDANCE - TESTING SUPPLIES SE	0.00	0.00	0.00	0.00	0.00	0.00	0.00
01 2120 610 008	GUIDANCE - SUPPLIES BSMS	8,647.00	1,090.77	4,659.59	54.46	3,987.41	49.90	3,937.51

Account Number	Account Description	Revised Budget	Expended During Month	Expenditures to Date	% of Budget	Balance at EOM	P/ O Outstanding	Unencumbered Balance
01 2120 610 008 611	GUIDANCE - TESTING SUPPLIES BSMS	0.00	0.00	0.00	0.00	0.00	0.00	0.00
01 2120 733 001	GUIDANCE - FURN & EQUIP BHS	0.00	0.00	0.00	0.00	0.00	0.00	0.00
01 2120 733 002	GUIDANCE - FURN & EQUIP BE	0.00	0.00	0.00	0.00	0.00	0.00	0.00
01 2120 733 003	GUIDANCE - FURN & EQUIP PC	0.00	0.00	0.00	0.00	0.00	0.00	0.00
01 2120 733 004	GUIDANCE - FURN & EQUIP HE	175.00	0.00	0.00	299.00	175.00	523.25	(348.25)
01 2120 733 005	GUIDANCE - FURN & EQUIP BMS	0.00	0.00	0.00	0.00	0.00	0.00	0.00
01 2120 733 006	GUIDANCE - FURN & EQUIP AP	0.00	0.00	0.00	0.00	0.00	0.00	0.00
01 2120 733 007	GUIDANCE - FURN & EQUIP SE	0.00	0.00	0.00	0.00	0.00	0.00	0.00
01 2120 733 008	GUIDANCE - FURN & EQUIP BSMS	120.00	0.00	0.00	0.00	120.00	0.00	120.00
01 2120 734 001	GUIDANCE - HARDWARE BHS	0.00	0.00	0.00	0.00	0.00	0.00	0.00
01 2120 734 005	GUIDANCE - HARDWARE BMS	0.00	0.00	0.00	0.00	0.00	0.00	0.00
01 2120 810 001	GUIDANCE - DUES & FEES HS	4,437.00	0.00	3,830.60	86.78	606.40	20.00	586.40
01 2120 810 002	GUIDANCE - DUES & FEES BE	477.00	0.00	2,805.00	588.05	(2,328.00)	0.00	(2,328.00)
01 2120 810 003	GUIDANCE - DUES & FEES PC	291.00	210.00	3,096.00	1,063.92	(2,805.00)	0.00	(2,805.00)
01 2120 810 004	GUIDANCE - DUES & FEES HE	227.00	0.00	2,676.00	1,178.85	(2,449.00)	0.00	(2,449.00)
01 2120 810 005	GUIDANCE - DUES & FEES BMS	0.00	0.00	2,676.00	0.00	(2,676.00)	0.00	(2,676.00)
01 2120 810 006	GUIDANCE - DUES & FEES AP	179.00	0.00	2,886.00	1,612.29	(2,707.00)	0.00	(2,707.00)
01 2120 810 007	GUIDANCE - DUES & FEES SE	538.00	0.00	3,015.00	560.41	(2,477.00)	0.00	(2,477.00)
01 2120 810 008	GUIDANCE - DUES & FEES BSMS	0.00	0.00	2,676.00	0.00	(2,676.00)	0.00	(2,676.00)
01 2120 890 005	GUIDANCE - OTHER MISC BMS	506.00	0.00	0.00	0.00	506.00	0.00	506.00
01 2120 890 008	GUIDANCE - OTHER MISC BSMS	0.00	0.00	0.00	0.00	0.00	0.00	0.00
2120	GUIDANCE SERVICES	1,437,404.00	119,034.54	493,575.75	34.38	943,828.25	599.81	943,228.44
2130	HEALTH SERVICES							
01 2130 110 002	HEALTH SERV - SALARIES NON-INSTR BE	22,616.00	1,946.13	8,996.27	39.78	13,619.73	0.00	13,619.73
01 2130 110 003	HEALTH SERV - SALARIES NON-INSTR PC	0.00	0.00	0.00	0.00	0.00	0.00	0.00
01 2130 110 004	HEALTH SERV - SALARIES NON-INSTR HE	23,072.00	2,084.19	8,450.84	36.63	14,621.16	0.00	14,621.16
01 2130 110 006	HEALTH SERV - SALARIES NON-INSTR AP	507.00	230.98	7,694.19	1,517.59	(7,187.19)	0.00	(7,187.19)
01 2130 110 007	HEALTH SERV - SALARIES NON-INSTR SE	24,269.00	2,288.30	10,540.84	43.43	13,728.16	0.00	13,728.16
01 2130 130 003	HEALTH SERV - OT SALARIES NON-INSTR PC	0.00	0.00	0.00	0.00	0.00	0.00	0.00
01 2130 130 006	HEALTH SERV - OT SALARIES NON-INSTR AP	0.00	0.00	0.00	0.00	0.00	0.00	0.00
01 2130 130 007	HEALTH SERV - OT SALARIES NON-INSTR SE	0.00	0.00	84.69	0.00	(84.69)	0.00	(84.69)
01 2130 150 002	HEALTH SERV - ADD'L COMP NON-INSTR BE	0.00	4.61	18.44	0.00	(18.44)	0.00	(18.44)
01 2130 150 003	HEALTH SERV - ADD'L COMP NON-INSTR PC	0.00	0.00	0.00	0.00	0.00	0.00	0.00
01 2130 150 004	HEALTH SERV - ADD'L COMP NON-INSTR HE	0.00	4.80	19.20	0.00	(19.20)	0.00	(19.20)
01 2130 150 006	HEALTH SERV - ADD'L COMP NON-INSTR AP	0.00	9.22	22.84	0.00	(22.84)	0.00	(22.84)
01 2130 150 007	HEALTH SERV - ADD'L COMP NON-INSTR SE	0.00	4.67	37.14	0.00	(37.14)	0.00	(37.14)
01 2130 210 002	HEALTH SERV - GROUP INS NON-INSTR BE	0.00	2.10	8.40	0.00	(8.40)	0.00	(8.40)
01 2130 210 003	HEALTH SERV - GROUP INS NON-INSTR PC	0.00	0.00	0.00	0.00	0.00	0.00	0.00
01 2130 210 004	HEALTH SERV - GROUP INS NON-INSTR HE	0.00	2.10	8.40	0.00	(8.40)	0.00	(8.40)
01 2130 210 006	HEALTH SERV - GROUP INS NON-INSTR AP	0.00	2.10	8.40	0.00	(8.40)	0.00	(8.40)
01 2130 210 007	HEALTH SERV - GROUP INS NON-INSTR SE	0.00	2.10	8.40	0.00	(8.40)	0.00	(8.40)
01 2130 220 002	HEALTH SERV - SOC SEC NON-INSTR BE	1,772.00	149.24	689.63	38.92	1,082.37	0.00	1,082.37
01 2130 220 003	HEALTH SERV - SOC SEC NON-INSTR PC	0.00	0.00	0.00	0.00	0.00	0.00	0.00
01 2130 220 004	HEALTH SERV - SOC SEC NON-INSTR HE	1,808.00	159.81	647.97	35.84	1,160.03	0.00	1,160.03
01 2130 220 006	HEALTH SERV - SOC SEC NON-INSTR AP	0.00	18.38	590.35	0.00	(590.35)	0.00	(590.35)
01 2130 220 007	HEALTH SERV - SOC SEC NON-INSTR SE	1,902.00	175.41	815.68	42.89	1,086.32	0.00	1,086.32
01 2130 230 002	HEALTH SERV - RETIREMENT NON-INSTR BE	1,401.00	143.04	661.22	47.20	739.78	0.00	739.78
01 2130 230 003	HEALTH SERV - RETIREMENT NON-INSTR PC	0.00	0.00	0.00	0.00	0.00	0.00	0.00
01 2130 230 004	HEALTH SERV - RETIREMENT NON-INSTR HE	1,429.00	153.19	621.14	43.47	807.86	0.00	807.86
01 2130 230 006	HEALTH SERV - RETIREMENT NON-INSTR AP	0.00	16.98	565.52	0.00	(565.52)	0.00	(565.52)
01 2130 230 007	HEALTH SERV - RETIREMENT NON-INSTR SE	1,507.00	168.19	782.33	51.91	724.67	0.00	724.67
01 2130 237 002	HEALTH SERV - INCR RET CONTR BE	480.00	14.21	65.67	13.68	414.33	0.00	414.33
01 2130 237 003	HEALTH SERV - INCR RET CONTR PC	0.00	0.00	0.00	0.00	0.00	0.00	0.00
01 2130 237 004	HEALTH SERV - INCR RET CONTR HE	484.00	15.21	61.69	12.75	422.31	0.00	422.31
01 2130 237 006	HEALTH SERV - INCR RET CONTR AP	0.00	1.69	56.18	0.00	(56.18)	0.00	(56.18)

Account Number	Account Description	Revised Budget	Expended During Month	Expenditures to Date	% of Budget	Balance at EOM	P/ O Outstanding	Unencumbered Balance
01 2141 735 004	PSYCH SERV - SOFTWARE HE	0.00	0.00	0.00	0.00	0.00	0.00	0.00
01 2141 735 005	PSYCH SERV - SOFTWARE BMS	0.00	0.00	0.00	0.00	0.00	0.00	0.00
01 2141 735 006	PSYCH SERV - SOFTWARE AP	0.00	0.00	0.00	0.00	0.00	0.00	0.00
01 2141 735 007	PSYCH SERV - SOFTWARE SE	0.00	0.00	0.00	0.00	0.00	0.00	0.00
01 2141 735 008	PSYCH SERV - SOFTWARE BSMS	0.00	0.00	0.00	0.00	0.00	0.00	0.00
01 2141 810 000	PSYCH SERV - DUES & FEES DIST	0.00	20.00	20.00	0.00	(20.00)	0.00	(20.00)
01 2141 810 001	PSYCH SERV - DUES & FEES BHS	0.00	0.00	0.00	0.00	0.00	0.00	0.00
01 2141 810 002	PSYCH SERV - DUES & FEES BE	0.00	0.00	0.00	0.00	0.00	0.00	0.00
01 2141 810 003	PSYCH SERV - DUES & FEES PC	0.00	0.00	0.00	0.00	0.00	0.00	0.00
01 2141 810 004	PSYCH SERV - DUES & FEES HE	0.00	0.00	0.00	0.00	0.00	0.00	0.00
01 2141 810 005	PSYCH SERV - DUES & FEES BMS	0.00	0.00	0.00	0.00	0.00	0.00	0.00
01 2141 810 006	PSYCH SERV - DUES & FEES AP	0.00	0.00	0.00	0.00	0.00	0.00	0.00
01 2141 810 007	PSYCH SERV - DUES & FEES SE	0.00	0.00	0.00	0.00	0.00	0.00	0.00
01 2141 810 008	PSYCH SERV - DUES & FEES BSMS	0.00	0.00	0.00	0.00	0.00	0.00	0.00
01 2141 890 000	PSYCH SERV - OTHER MISC DIST	0.00	0.00	0.00	0.00	0.00	0.00	0.00
01 2141 890 001	PSYCH SERV - OTHER MISC BHS	0.00	0.00	0.00	0.00	0.00	0.00	0.00
01 2141 890 002	PSYCH SERV - OTHER MISC BE	0.00	0.00	0.00	0.00	0.00	0.00	0.00
01 2141 890 003	PSYCH SERV - OTHER MISC PC	0.00	0.00	0.00	0.00	0.00	0.00	0.00
01 2141 890 004	PSYCH SERV - OTHER MISC HE	0.00	0.00	0.00	0.00	0.00	0.00	0.00
01 2141 890 005	PSYCH SERV - OTHER MISC BMS	0.00	0.00	0.00	0.00	0.00	0.00	0.00
01 2141 890 006	PSYCH SERV - OTHER MISC AP	0.00	0.00	0.00	0.00	0.00	0.00	0.00
01 2141 890 007	PSYCH SERV - OTHER MISC SE	0.00	0.00	0.00	0.00	0.00	0.00	0.00
01 2141 890 008	PSYCH SERV - OTHER MISC BSMS	0.00	0.00	0.00	0.00	0.00	0.00	0.00
2141	PSYCH SERV SPED SA	502,784.00	49,952.28	198,459.65	39.48	304,324.35	30.00	304,294.35
2151	SPEECH PATH SPED SCHOOL AGE							
01 2151 111 000	SPEECH SPED SA - SALARIES TEACHERS DIST	0.00	3,746.40	14,985.60	0.00	(14,985.60)	0.00	(14,985.60)
01 2151 111 001	SPEECH SPED SA - SALARIES TEACHERS BHS	38,698.00	2,943.13	11,772.52	30.42	26,925.48	0.00	26,925.48
01 2151 111 002	SPEECH SPED SA - SALARIES TEACHERS BE	77,395.00	5,886.27	23,545.08	30.42	53,849.92	0.00	53,849.92
01 2151 111 003	SPEECH SPED SA - SALARIES TEACHERS PC	95,842.00	7,577.35	30,309.40	31.62	65,532.60	0.00	65,532.60
01 2151 111 004	SPEECH SPED SA - SALARIES TEACHERS HE	0.00	2,152.71	14,112.03	0.00	(14,112.03)	0.00	(14,112.03)
01 2151 111 005	SPEECH SPED SA - SALARIES TEACHERS BMS	38,698.00	2,943.14	11,772.56	30.42	26,925.44	0.00	26,925.44
01 2151 111 006	SPEECH SPED SA - SALARIES TEACHERS AP	118,017.00	4,162.67	16,650.68	14.11	101,366.32	0.00	101,366.32
01 2151 111 007	SPEECH SPED SA - SALARIES TEACHERS SE	59,971.00	5,496.02	21,984.08	36.66	37,986.92	0.00	37,986.92
01 2151 111 008	SPEECH SPED SA - SALARIES TEACHERS BSMS	27,366.00	2,081.34	8,325.36	30.42	19,040.64	0.00	19,040.64
01 2151 151 001	SPEECH SPED SA - ADD'L COMP TEACHES BHS	357.00	22.73	90.92	25.47	266.08	0.00	266.08
01 2151 151 002	SPEECH SPED SA - ADD'L COMP TEACHES BE	927.00	45.47	181.88	19.62	745.12	0.00	745.12
01 2151 151 003	SPEECH SPED SA - ADD'L COMP TEACHES PC	196.00	26.13	104.52	53.33	91.48	0.00	91.48
01 2151 151 004	SPEECH SPED SA - ADD'L COMP TEACHES HE	0.00	15.45	61.80	0.00	(61.80)	0.00	(61.80)
01 2151 151 005	SPEECH SPED SA - ADD'L COMP TEACHES BMS	273.00	22.74	90.96	33.32	182.04	0.00	182.04
01 2151 151 006	SPEECH SPED SA - ADD'L COMP TEACHES AP	340.00	9.16	36.64	10.78	303.36	0.00	303.36
01 2151 151 007	SPEECH SPED SA - ADD'L COMP TEACHES SE	489.00	12.09	137.01	28.02	351.99	0.00	351.99
01 2151 151 008	SPEECH SPED SA - ADD'L COMP TEACHES BSMS	387.00	32.22	128.88	33.30	258.12	0.00	258.12
01 2151 211 000	GROUP INS TEACHERS/PROF DIST	0.00	1.89	7.56	0.00	(7.56)	0.00	(7.56)
01 2151 211 001	SPEECH SPED SA - GROUP INS TEACHERS BHS	16,407.00	1,228.44	4,913.76	29.95	11,493.24	0.00	11,493.24
01 2151 211 002	SPEECH SPED SA - GROUP INS TEACHERS BE	32,815.00	2,456.90	9,827.60	29.95	22,987.40	0.00	22,987.40
01 2151 211 003	SPEECH SPED SA - GROUP INS TEACHERS PC	27,924.00	2,090.61	8,362.44	29.95	19,561.56	0.00	19,561.56
01 2151 211 004	SPEECH SPED SA - GROUP INS TEACHERS HE	0.00	2,456.90	9,827.60	0.00	(9,827.60)	0.00	(9,827.60)
01 2151 211 005	SPEECH SPED SA - GROUP INS TEACHERS BMS	16,407.00	1,228.46	4,913.84	29.95	11,493.16	0.00	11,493.16
01 2151 211 006	SPEECH SPED SA - GROUP INS TEACHERS AP	57,474.00	1,846.22	7,384.88	12.85	50,089.12	0.00	50,089.12
01 2151 211 007	SPEECH SPED SA - GROUP INS TEACHERS SE	0.00	2.10	8.40	0.00	(8.40)	0.00	(8.40)
01 2151 211 008	SPEECH SPED SA - GROUP INS TEACHERS BSMS	6,097.00	456.49	1,825.96	29.95	4,271.04	0.00	4,271.04
01 2151 221 000	SOC SEC TEACHERS/PROF DIST	0.00	286.60	1,146.42	0.00	(1,146.42)	0.00	(1,146.42)
01 2151 221 001	SPEECH SPED SA - SOC SEC TEACHERS BHS	2,991.00	221.83	887.30	29.67	2,103.70	0.00	2,103.70
01 2151 221 002	SPEECH SPED SA - SOC SEC TEACHERS BE	6,007.00	444.14	1,776.56	29.57	4,230.44	0.00	4,230.44
01 2151 221 003	SPEECH SPED SA - SOC SEC TEACHERS PC	7,456.00	595.51	2,382.04	31.95	5,073.96	0.00	5,073.96

Regular; Processing Month 12/2025

Account Number	Account Description	Revised Budget	Expended During Month	Expenditures to Date	% of Budget	Balance at EOM	P/ O Outstanding	Unencumbered Balance
01 2151 221 004	SPEECH SPED SA - SOC SEC TEACHERS HE	0.00	167.04	1,089.00	0.00	(1,089.00)	0.00	(1,089.00)
01 2151 221 005	SPEECH SPED SA - SOC SEC TEACHERS BMS	2,984.00	221.81	887.24	29.73	2,096.76	0.00	2,096.76
01 2151 221 006	SPEECH SPED SA - SOC SEC TEACHERS AP	8,976.00	313.40	1,253.59	13.97	7,722.41	0.00	7,722.41
01 2151 221 007	SPEECH SPED SA - SOC SEC TEACHERS SE	5,227.00	457.71	1,837.62	35.16	3,389.38	0.00	3,389.38
01 2151 221 008	SPEECH SPED SA - SOC SEC TEACHERS BSMS	2,170.00	161.44	645.76	29.76	1,524.24	0.00	1,524.24
01 2151 231 000	RETIREMENT TEACHERS/PROF DIST	0.00	275.36	1,101.44	0.00	(1,101.44)	0.00	(1,101.44)
01 2151 231 001	SPEECH SPED SA - RETIREMENT TEACHERS BHS	2,416.00	217.52	870.08	36.01	1,545.92	0.00	1,545.92
01 2151 231 002	SPEECH SPED SA - RETIREMENT TEACHERS BE	4,847.00	435.03	1,740.12	35.90	3,106.88	0.00	3,106.88
01 2151 231 003	SPEECH SPED SA - RETIREMENT TEACHERS PC	5,937.00	557.30	2,229.20	37.55	3,707.80	0.00	3,707.80
01 2151 231 004	SPEECH SPED SA - RETIREMENT TEACHERS HE	0.00	158.22	1,037.22	0.00	(1,037.22)	0.00	(1,037.22)
01 2151 231 005	SPEECH SPED SA - RETIREMENT TEACHERS BMS	2,410.00	217.51	870.05	36.10	1,539.95	0.00	1,539.95
01 2151 231 006	SPEECH SPED SA - RETIREMENT TEACHERS AP	7,318.00	305.96	1,223.84	16.72	6,094.16	0.00	6,094.16
01 2151 231 007	SPEECH SPED SA - RETIREMENT TEACHERS SE	3,738.00	403.96	1,622.35	43.40	2,115.65	0.00	2,115.65
01 2151 231 008	SPEECH SPED SA - RETIREMENT TEACHERS BSMS	1,718.00	155.01	620.04	36.09	1,097.96	0.00	1,097.96
01 2151 237 000	INCR RET CONTR DIST	0.00	27.35	109.40	0.00	(109.40)	0.00	(109.40)
01 2151 237 001	SPEECH SPED SA - INCR RET CONTR BHS	733.00	21.61	86.44	11.79	646.56	0.00	646.56
01 2151 237 002	SPEECH SPED SA - INCR RET CONTR BE	1,470.00	43.21	172.84	11.76	1,297.16	0.00	1,297.16
01 2151 237 003	SPEECH SPED SA - INCR RET CONTR PC	1,800.00	55.36	221.43	12.30	1,578.57	0.00	1,578.57
01 2151 237 004	SPEECH SPED SA - INCR RET CONTR HE	0.00	15.71	103.02	0.00	(103.02)	0.00	(103.02)
01 2151 237 005	SPEECH SPED SA - INCR RET CONTR BMS	731.00	21.60	86.41	11.82	644.59	0.00	644.59
01 2151 237 006	SPEECH SPED SA - INCR RET CONTR AP	2,219.00	30.39	121.54	5.48	2,097.46	0.00	2,097.46
01 2151 237 007	SPEECH SPED SA - INCR RET CONTR SE	1,134.00	40.12	161.13	14.21	972.87	0.00	972.87
01 2151 237 008	SPEECH SPED SA - INCR RET CONTR BSMS	521.00	15.40	61.60	11.82	459.40	0.00	459.40
01 2151 281 001	SPEECH SPED SA - HEALTH BEN TEACHERS BHS	0.00	0.00	0.00	0.00	0.00	0.00	0.00
01 2151 281 003	SPEECH SPED SA - HEALTH BEN TEACHERS PC	0.00	237.50	950.00	0.00	(950.00)	0.00	(950.00)
01 2151 281 004	SPEECH SPED SA - HEALTH BEN TEACHERS HE	0.00	237.50	950.00	0.00	(950.00)	0.00	(950.00)
01 2151 281 007	SPEECH SPED SA - HEALTH BEN TEACHERS SE	5,858.00	475.00	1,900.00	32.43	3,958.00	0.00	3,958.00
01 2151 281 008	SPEECH SPED SA - HLTH BEN TEACHERS BSMS	0.00	0.00	0.00	0.00	0.00	0.00	0.00
01 2151 320 000	PROFESSIONAL EDUCATIONAL SERVICES	0.00	0.00	0.00	0.00	0.00	0.00	0.00
01 2151 320 001	SPEECH SPED SA - PROF ED SERVICES BHS	0.00	0.00	0.00	0.00	0.00	0.00	0.00
01 2151 320 002	SPEECH SPED SA - PROF ED SERVICES BE	0.00	0.00	0.00	0.00	0.00	0.00	0.00
01 2151 320 003	SPEECH SPED SA - PROF ED SERVICES PC	0.00	0.00	0.00	0.00	0.00	0.00	0.00
01 2151 320 004	SPEECH SPED SA - PROF ED SERVICES HE	0.00	8,112.75	17,617.50	0.00	(17,617.50)	0.00	(17,617.50)
01 2151 320 005	SPEECH SPED SA - PROF ED SERVICES BMS	0.00	0.00	0.00	0.00	0.00	0.00	0.00
01 2151 320 006	SPEECH SPED SA - PROF ED SERVICES AP	34,668.00	0.00	0.00	0.00	34,668.00	0.00	34,668.00
01 2151 320 007	SPEECH SPED SA - PROF ED SERVICES SE	0.00	0.00	0.00	0.00	0.00	0.00	0.00
01 2151 320 008	SPEECH SPED SA - PROF ED SERVICES BSMS	0.00	0.00	0.00	0.00	0.00	0.00	0.00
01 2151 580 000	SPEECH SPED SA - TRAVEL & MILEAGE DIST	1,614.00	102.34	344.54	21.35	1,269.46	0.00	1,269.46
01 2151 580 001	SPEECH SPED SA - TRAVEL & MILEAGE BHS	0.00	0.00	0.00	0.00	0.00	0.00	0.00
01 2151 580 002	SPEECH SPED SA - TRAVEL & MILEAGE BE	0.00	0.00	0.00	0.00	0.00	0.00	0.00
01 2151 580 003	SPEECH SPED SA - TRAVEL & MILEAGE PC	0.00	0.00	0.00	0.00	0.00	0.00	0.00
01 2151 580 004	SPEECH SPED SA - TRAVEL & MILEAGE HE	0.00	0.00	0.00	0.00	0.00	0.00	0.00
01 2151 580 005	SPEECH SPED SA - TRAVEL & MILEAGE BMS	0.00	0.00	0.00	0.00	0.00	0.00	0.00
01 2151 580 006	SPEECH SPED SA - TRAVEL & MILEAGE AP	161.00	0.00	23.80	14.78	137.20	0.00	137.20
01 2151 580 007	SPEECH SPED SA - TRAVEL & MILEAGE SE	0.00	0.00	0.00	0.00	0.00	0.00	0.00
01 2151 580 008	SPEECH SPED SA - TRAVEL & MILEAGE BSMS	0.00	0.00	0.00	0.00	0.00	0.00	0.00
01 2151 590 001	SPEECH SPED SA - PURCHASED SERVICES BHS	51,671.00	0.00	0.00	0.00	51,671.00	0.00	51,671.00
01 2151 610 000	SPEECH SPED SA - SUPPLIES DIST	2,709.00	919.60	1,399.56	51.66	1,309.44	0.00	1,309.44
01 2151 610 001	SPEECH SPED SA - SUPPLIES BHS	0.00	0.00	0.00	0.00	0.00	0.00	0.00
01 2151 610 001 611	SPEECH SPED SA - TESTING SUPPLIES BHS	0.00	0.00	0.00	0.00	0.00	0.00	0.00
01 2151 610 002	SPEECH SPED SA - SUPPLIES BE	0.00	0.00	0.00	0.00	0.00	0.00	0.00
01 2151 610 002 611	SPEECH SPED SA - TESTING SUPPLIES BE	0.00	0.00	0.00	0.00	0.00	0.00	0.00
01 2151 610 003	SPEECH SPED SA - SUPPLIES PC	284.00	0.00	153.45	54.03	130.55	0.00	130.55
01 2151 610 003 611	SPEECH SPED SA - TESTING SUPPLIES PC	0.00	0.00	0.00	0.00	0.00	0.00	0.00
01 2151 610 004	SPEECH SPED SA - SUPPLIES HE	440.00	0.00	26.42	6.00	413.58	0.00	413.58

01/09/2026 02:07 PM

Regular; Processing Month 12/2025

User ID: MDT

Account Number	Account Description	Revised Budget	Expended During Month	Expenditures to Date	% of Budget	Balance at EOM	P/ O Outstanding	Unencumbered Balance
01 2151 610 004 611	SPEECH SPED SA - TESTING SUPPLIES HE	0.00	0.00	0.00	0.00	0.00	0.00	0.00
01 2151 610 005	SPEECH SPED SA - SUPPLIES BMS	0.00	0.00	0.00	0.00	0.00	0.00	0.00
01 2151 610 005 611	SPEECH SPED SA - TESTING SUPPLIES BMS	0.00	0.00	0.00	0.00	0.00	0.00	0.00
01 2151 610 006	SPEECH SPED SA - SUPPLIES AP	233.00	0.00	0.00	0.00	233.00	0.00	233.00
01 2151 610 006 611	SPEECH SPED SA - TESTING SUPPLIES AP	0.00	0.00	0.00	0.00	0.00	0.00	0.00
01 2151 610 007	SPEECH SPED SA - SUPPLIES SE	0.00	0.00	32.98	0.00	(32.98)	0.00	(32.98)
01 2151 610 007 611	SPEECH SPED SA - TESTING SUPPLIES SE	0.00	0.00	0.00	0.00	0.00	0.00	0.00
01 2151 610 008	SPEECH SPED SA - SUPPLIES BSMS	0.00	0.00	0.00	0.00	0.00	0.00	0.00
01 2151 610 008 611	SPEECH SPED SA - TESTING SUPPLIES BSMS	0.00	0.00	0.00	0.00	0.00	0.00	0.00
01 2151 640 000	SPEECH SPED SA - BOOKS & PER DIST	0.00	0.00	0.00	0.00	0.00	0.00	0.00
01 2151 640 001	SPEECH SPED SA - BOOKS & PER BHS	0.00	0.00	0.00	0.00	0.00	0.00	0.00
01 2151 640 002	SPEECH SPED SA - BOOKS & PER BE	0.00	0.00	0.00	0.00	0.00	0.00	0.00
01 2151 640 003	SPEECH SPED SA - BOOKS & PER PC	0.00	0.00	0.00	0.00	0.00	0.00	0.00
01 2151 640 004	SPEECH SPED SA - BOOKS & PER HE	0.00	0.00	0.00	0.00	0.00	0.00	0.00
01 2151 640 005	SPEECH SPED SA - BOOKS & PER BMS	0.00	0.00	0.00	0.00	0.00	0.00	0.00
01 2151 640 006	SPEECH SPED SA - BOOKS & PER AP	0.00	0.00	0.00	0.00	0.00	0.00	0.00
01 2151 640 007	SPEECH SPED SA - BOOKS & PER SE	0.00	0.00	0.00	0.00	0.00	0.00	0.00
01 2151 640 008	SPEECH SPED SA - BOOKS & PER BSMS	0.00	0.00	0.00	0.00	0.00	0.00	0.00
01 2151 650 001	SPEECH SPED SA - SUPPLIES TECH-REL BHS	0.00	0.00	0.00	0.00	0.00	0.00	0.00
01 2151 650 002	SPEECH SPED SA - SUPPLIES TECH-REL BE	0.00	0.00	0.00	0.00	0.00	0.00	0.00
01 2151 650 003	SPEECH SPED SA - SUPPLIES TECH-REL PC	0.00	0.00	0.00	0.00	0.00	0.00	0.00
01 2151 650 004	SPEECH SPED SA - SUPPLIES TECH-REL HE	0.00	0.00	0.00	0.00	0.00	0.00	0.00
01 2151 650 005	SPEECH SPED SA - SUPPLIES TECH-REL BMS	0.00	0.00	0.00	0.00	0.00	0.00	0.00
01 2151 650 006	SPEECH SPED SA - SUPPLIES TECH-REL AP	0.00	0.00	0.00	0.00	0.00	0.00	0.00
01 2151 650 007	SPEECH SPED SA - SUPPLIES TECH-REL SE	0.00	0.00	0.00	0.00	0.00	0.00	0.00
01 2151 650 008	SPEECH SPED SA - SUPPLIES TECH-REL BSMS	0.00	0.00	0.00	0.00	0.00	0.00	0.00
01 2151 733 001	SPEECH SPED SA - FURN & EQUIP BHS	0.00	0.00	0.00	0.00	0.00	0.00	0.00
01 2151 733 002	SPEECH SPED SA - FURN & EQUIP BE	0.00	0.00	0.00	0.00	0.00	0.00	0.00
01 2151 733 003	SPEECH SPED SA - FURN & EQUIP PC	0.00	0.00	0.00	0.00	0.00	0.00	0.00
01 2151 733 004	SPEECH SPED SA - FURN & EQUIP HE	0.00	0.00	0.00	0.00	0.00	0.00	0.00
01 2151 733 005	SPEECH SPED SA - FURN & EQUIP BMS	0.00	0.00	0.00	0.00	0.00	0.00	0.00
01 2151 733 006	SPEECH SPED SA - FURN & EQUIP AP	0.00	0.00	0.00	0.00	0.00	0.00	0.00
01 2151 733 007	SPEECH SPED SA - FURN & EQUIP SE	0.00	0.00	0.00	0.00	0.00	0.00	0.00
01 2151 733 008	SPEECH SPED SA - FURN & EQUIP BSMS	0.00	0.00	0.00	0.00	0.00	0.00	0.00
01 2151 734 001	SPEECH SPED SA - HARDWARE BHS	0.00	0.00	0.00	0.00	0.00	0.00	0.00
01 2151 734 002	SPEECH SPED SA - HARDWARE BE	0.00	0.00	0.00	0.00	0.00	0.00	0.00
01 2151 734 003	SPEECH SPED SA - HARDWARE PC	0.00	0.00	0.00	0.00	0.00	0.00	0.00
01 2151 734 004	SPEECH SPED SA - HARDWARE HE	0.00	0.00	0.00	0.00	0.00	0.00	0.00
01 2151 734 005	SPEECH SPED SA - HARDWARE BMS	0.00	0.00	0.00	0.00	0.00	0.00	0.00
01 2151 734 006	SPEECH SPED SA - HARDWARE AP	0.00	0.00	0.00	0.00	0.00	0.00	0.00
01 2151 734 007	SPEECH SPED SA - HARDWARE SE	0.00	0.00	0.00	0.00	0.00	0.00	0.00
01 2151 734 008	SPEECH SPED SA - HARDWARE BSMS	0.00	0.00	0.00	0.00	0.00	0.00	0.00
01 2151 735 000	SPEECH SPED SA - SOFTWARE DIST	0.00	0.00	0.00	0.00	0.00	0.00	0.00
01 2151 735 001	SPEECH SPED SA - SOFTWARE BHS	0.00	0.00	0.00	0.00	0.00	0.00	0.00
01 2151 735 002	SPEECH SPED SA - SOFTWARE BE	0.00	0.00	0.00	0.00	0.00	0.00	0.00
01 2151 735 003	SPEECH SPED SA - SOFTWARE PC	0.00	0.00	0.00	0.00	0.00	0.00	0.00
01 2151 735 004	SPEECH SPED SA - SOFTWARE HE	0.00	0.00	0.00	0.00	0.00	0.00	0.00
01 2151 735 005	SPEECH SPED SA - SOFTWARE BMS	0.00	0.00	0.00	0.00	0.00	0.00	0.00
01 2151 735 006	SPEECH SPED SA - SOFTWARE AP	0.00	0.00	0.00	0.00	0.00	0.00	0.00
01 2151 735 007	SPEECH SPED SA - SOFTWARE SE	0.00	0.00	0.00	0.00	0.00	0.00	0.00
01 2151 735 008	SPEECH SPED SA - SOFTWARE BSMS	0.00	0.00	0.00	0.00	0.00	0.00	0.00
01 2151 810 000	SPEECH SPED SA - DUES & FEES DIST	158.00	0.00	0.00	75.95	158.00	120.00	38.00
01 2151 810 001	SPEECH SPED SA - DUES & FEES BHS	0.00	0.00	0.00	0.00	0.00	0.00	0.00
01 2151 810 002	SPEECH SPED SA - DUES & FEES BE	0.00	0.00	0.00	0.00	0.00	0.00	0.00
01 2151 810 003	SPEECH SPED SA - DUES & FEES PC	194.00	0.00	0.00	0.00	194.00	0.00	194.00

Regular; Processing Month 12/2025

Account Number	Account Description	Revised Budget	Expended During Month	Expenditures to Date	% of Budget	Balance at EOM	P/ O Outstanding	Unencumbered Balance
2161	OCC THERAPY SPED SCHOOL AGE	109,715.00	11,626.50	44,298.00	40.38	65,417.00	0.00	65,417.00
2162	OCC THERAPY SPED AGE 3-5							
01 2162 320 000	OCC THERAPY SPED 3-5 - PROF ED SERVICES	118.00	2,397.75	7,831.50	6,636.86	(7,713.50)	0.00	(7,713.50)
01 2162 590 000	OCC THERAPY SPED 3-5 - PURCH SERVICES	0.00	0.00	0.00	0.00	0.00	0.00	0.00
2162	OCC THERAPY SPED AGE 3-5	118.00	2,397.75	7,831.50	6,636.86	(7,713.50)	0.00	(7,713.50)
2163	OCC THERAPY SPED AGE 0-2							
01 2163 320 000	OCC THERAPY SPED 0-2 - PROF ED SERVICES	8,018.00	2,466.75	9,677.25	120.69	(1,659.25)	0.00	(1,659.25)
01 2163 590 000	OCC THERAPY SPED 0-2 - PURCH SERVICES	0.00	0.00	0.00	0.00	0.00	0.00	0.00
2163	OCC THERAPY SPED AGE 0-2	8,018.00	2,466.75	9,677.25	120.69	(1,659.25)	0.00	(1,659.25)
2171	PHYSICAL THERAPY SPED SCHOOL AGE							
01 2171 320 000	PHYS THERAPY SPED SA - PROF ED SERVICES	52,715.00	4,502.25	19,268.25	36.55	33,446.75	0.00	33,446.75
01 2171 590 000	PHYS THERAPY SPED SA - PURCH SERVICES DIST	0.00	0.00	0.00	0.00	0.00	0.00	0.00
2171	PHYSICAL THERAPY SPED SCHOOL AGE	52,715.00	4,502.25	19,268.25	36.55	33,446.75	0.00	33,446.75
2172	PHYSICAL THERAPY SPED AGE 3-5							
01 2172 320 000	PHYS THERAPY SPED 3-5 - PROF ED SERVICES	6,721.00	1,035.00	6,054.75	90.09	666.25	0.00	666.25
01 2172 590 000	PHYS THERAPY SPED 3-5 - PURCH SERVICES	0.00	0.00	0.00	0.00	0.00	0.00	0.00
2172	PHYSICAL THERAPY SPED AGE 3-5	6,721.00	1,035.00	6,054.75	90.09	666.25	0.00	666.25
2173	PHYSICAL THERAPY SPED AGE 0-2							
01 2173 320 000	PHYS THERAPY SPED 0-2 - PROF ED SERVICES	7,546.00	3,605.25	13,230.75	175.33	(5,684.75)	0.00	(5,684.75)
01 2173 590 000	PHYS THERAPY SPED 0-2 - PURCH SERVICES	0.00	0.00	0.00	0.00	0.00	0.00	0.00
2173	PHYSICAL THERAPY SPED AGE 0-2	7,546.00	3,605.25	13,230.75	175.33	(5,684.75)	0.00	(5,684.75)
2181	VISION SERVICE SPED SCHOOL AGE							
01 2181 320 000	VIS IMP SERV SPED SA - PROF ED SERVICES	0.00	0.00	0.00	0.00	0.00	0.00	0.00
2181	VISION SERVICE SPED SCHOOL AGE	0.00	0.00	0.00	0.00	0.00	0.00	0.00
2182	VISION SERVICES SPED AGE 3-5							
01 2182 320 000	VIS IMP SERV SPED 3-5 - PROF ED SERVICES	0.00	0.00	0.00	0.00	0.00	0.00	0.00
01 2182 590 000	VIS IMP SERV SPED 3-5 - PURCH SERVICES	0.00	0.00	0.00	0.00	0.00	0.00	0.00
01 2182 591 000	VIS IMP SERV SPED 3-5 - PURCH SERV OTH DIST	0.00	0.00	0.00	0.00	0.00	0.00	0.00
2182	VISION SERVICES SPED AGE 3-5	0.00	0.00	0.00	0.00	0.00	0.00	0.00
2183	VISION SERVICES SPED AGE 0-2							
01 2183 320 000	VIS IMP SERV SPED 0-2 - PROF ED SERVICES	0.00	0.00	0.00	0.00	0.00	0.00	0.00
01 2183 590 000	VIS IMP SERV SPED 0-2 - PURCH SERVICES	5,065.00	0.00	0.00	0.00	5,065.00	0.00	5,065.00
01 2183 591 000	VIS IMP SERV SPED 0-2 - PURCH SERV OTH DIST	0.00	0.00	0.00	0.00	0.00	0.00	0.00
2183	VISION SERVICES SPED AGE 0-2	5,065.00	0.00	0.00	0.00	5,065.00	0.00	5,065.00
2210	IMPROVEMENT OF INSTRUCTION							
01 2210 111 000	IMPR OF INSTR - SALARIES PROF DIST	294,554.00	11,924.06	47,696.24	16.19	246,857.76	0.00	246,857.76
01 2210 151 000	IMPR OF INSTR - ADD'L COMP PROF DIST	1,632.00	26.23	104.92	6.43	1,527.08	0.00	1,527.08
01 2210 211 000	IMPR OF INSTR - GROUP INS PROF DIST	58,745.00	2,456.90	9,827.60	16.73	48,917.40	0.00	48,917.40
01 2210 221 000	IMPR OF INSTR - SOC SEC PROF DIST	22,433.00	892.75	3,571.00	15.92	18,862.00	0.00	18,862.00
01 2210 231 000	IMPR OF INSTR - RETIREMENT PROF DIST	18,247.00	876.42	3,505.68	19.21	14,741.32	0.00	14,741.32
01 2210 237 000	IMPR OF INSTR - INCR RET CONTR DIST	5,687.00	87.05	348.20	6.12	5,338.80	0.00	5,338.80
01 2210 281 000	IMPR OF INSTR - HEALTH BEN PROF DIST	3,632.00	0.00	0.00	0.00	3,632.00	0.00	3,632.00
01 2210 580 000	IMPR OF INSTR - TRAVEL & MILEAGE	2,050.00	107.80	690.49	33.68	1,359.51	0.00	1,359.51
01 2210 610 000	IMPR OF INSTR - SUPPLIES	0.00	0.00	0.00	0.00	0.00	0.00	0.00
01 2210 810 000	IMPR OF INSTR - DUES & FEES	972.00	6,679.70	6,679.70	687.21	(5,707.70)	0.00	(5,707.70)
2210	IMPROVEMENT OF INSTRUCTION	407,952.00	23,050.91	72,423.83	17.75	335,528.17	0.00	335,528.17
2212	INST STAFF TRNG AND CURR DEV							
01 2212 111 000	INST & CURR DEV - SALARIES TEACHERS DIST	3,137.00	0.00	84.96	2.71	3,052.04	0.00	3,052.04
01 2212 111 001	INST & CURR DEV - SALARIES TEACHERS BHS	5,690.00	0.00	141.60	2.49	5,548.40	0.00	5,548.40
01 2212 111 002	INST & CURR DEV - SALARIES TEACHERS BE	3,785.00	0.00	778.80	20.58	3,006.20	0.00	3,006.20
01 2212 111 003	INST & CURR DEV - SALARIES TEACHERS PC	9,019.00	0.00	3,690.88	40.92	5,328.12	0.00	5,328.12

Regular; Processing Month 12/2025

Account Number	Account Description	Revised Budget	Expended During Month	Expenditures to Date	% of Budget	Balance at EOM	P/ O Outstanding	Unencumbered Balance
01 2212 111 004	INST & CURR DEV - SALARIES TEACHERS HE	4,394.00	0.00	566.40	12.89	3,827.60	0.00	3,827.60
01 2212 111 005	INST & CURR DEV - SALARIES TEACHERS BMS	6,903.00	0.00	269.04	3.90	6,633.96	0.00	6,633.96
01 2212 111 006	INST & CURR DEV - SALARIES TEACHERS AP	4,184.00	0.00	1,869.12	44.67	2,314.88	0.00	2,314.88
01 2212 111 007	INST & CURR DEV - SALARIES TEACHERS SE	2,087.00	0.00	651.36	31.21	1,435.64	0.00	1,435.64
01 2212 111 008	INST & CURR DEV - SALARIES TEACHERS BSMS	5,083.00	0.00	339.84	6.69	4,743.16	0.00	4,743.16
01 2212 123 001	INST & CURR DEV - SUB TEACHERS BHS	20,404.00	2,800.00	6,650.00	32.59	13,754.00	0.00	13,754.00
01 2212 123 002	INST & CURR DEV - SUB TEACHERS BE	8,097.00	1,575.00	4,200.00	51.87	3,897.00	0.00	3,897.00
01 2212 123 003	INST & CURR DEV - SUB TEACHERS PC	9,176.00	1,400.00	4,200.00	45.77	4,976.00	0.00	4,976.00
01 2212 123 004	INST & CURR DEV - SUB TEACHERS HE	11,443.00	787.50	2,012.50	17.59	9,430.50	0.00	9,430.50
01 2212 123 005	INST & CURR DEV - SUB TEACHERS BMS	14,682.00	2,625.00	7,350.00	50.06	7,332.00	0.00	7,332.00
01 2212 123 006	INST & CURR DEV - SUB TEACHERS AP	0.00	0.00	0.00	0.00	0.00	0.00	0.00
01 2212 123 007	INST & CURR DEV - SUB TEACHERS SE	0.00	0.00	0.00	0.00	0.00	0.00	0.00
01 2212 123 008	INST & CURR DEV - SUB TEACHERS BSMS	0.00	0.00	0.00	0.00	0.00	0.00	0.00
01 2212 221 000	INST & CURR DEV - SOC SEC TEACHERS DIST	245.00	0.00	6.50	2.65	238.50	0.00	238.50
01 2212 221 001	INST & CURR DEV - SOC SEC TEACHERS BHS	445.00	0.00	10.81	2.43	434.19	0.00	434.19
01 2212 221 002	INST & CURR DEV - SOC SEC TEACHERS BE	296.00	0.00	59.59	20.13	236.41	0.00	236.41
01 2212 221 003	INST & CURR DEV - SOC SEC TEACHERS PC	705.00	0.00	282.37	40.05	422.63	0.00	422.63
01 2212 221 004	INST & CURR DEV - SOC SEC TEACHERS HE	344.00	0.00	43.32	12.59	300.68	0.00	300.68
01 2212 221 005	INST & CURR DEV - SOC SEC TEACHERS BMS	540.00	0.00	20.59	3.81	519.41	0.00	519.41
01 2212 221 006	INST & CURR DEV - SOC SEC TEACHERS AP	327.00	0.00	142.97	43.72	184.03	0.00	184.03
01 2212 221 007	INST & CURR DEV - SOC SEC TEACHERS SE	163.00	0.00	49.84	30.58	113.16	0.00	113.16
01 2212 221 008	INST & CURR DEV - SOC SEC TEACHERS BSMS	397.00	0.00	26.02	6.55	370.98	0.00	370.98
01 2212 223 001	INST & CURR DEV - SOC SEC SUB TCHRS BHS	1,394.00	214.13	508.68	36.49	885.32	0.00	885.32
01 2212 223 002	INST & CURR DEV - SOC SEC SUB TCHRS BE	553.00	120.52	321.40	58.12	231.60	0.00	231.60
01 2212 223 003	INST & CURR DEV - SOC SEC SUB TCHRS PC	627.00	107.12	321.40	51.26	305.60	0.00	305.60
01 2212 223 004	INST & CURR DEV - SOC SEC SUB TCHRS HE	782.00	60.25	154.00	19.69	628.00	0.00	628.00
01 2212 223 005	INST & CURR DEV - SOC SEC SUB TCHRS BMS	1,003.00	200.83	562.31	56.06	440.69	0.00	440.69
01 2212 223 006	INST & CURR DEV - SOC SEC SUB TCHRS AP	0.00	0.00	0.00	0.00	0.00	0.00	0.00
01 2212 223 007	INST & CURR DEV - SOC SEC SUB TCHRS SE	0.00	0.00	0.00	0.00	0.00	0.00	0.00
01 2212 223 008	INST & CURR DEV - SOC SEC SUB TCHRS BSMS	0.00	0.00	0.00	0.00	0.00	0.00	0.00
01 2212 230 001	INST & CURR DEV - RETIREMENT NON-INSTR BHS	0.00	0.00	0.00	0.00	0.00	0.00	0.00
01 2212 231 000	INST & CURR DEV - RETIREMENT TEACHERS	187.00	0.00	6.24	3.34	180.76	0.00	180.76
01 2212 231 001	INST & CURR DEV - RETIREMENT TCHRS BHS	282.00	0.00	10.40	3.69	271.60	0.00	271.60
01 2212 231 002	INST & CURR DEV - RETIREMENT TCHRS BE	228.00	0.00	57.25	25.11	170.75	0.00	170.75
01 2212 231 003	INST & CURR DEV - RETIREMENT TCHRS PC	474.00	0.00	271.25	57.23	202.75	0.00	202.75
01 2212 231 004	INST & CURR DEV - RETIREMENT TCHRS HE	221.00	0.00	41.64	18.84	179.36	0.00	179.36
01 2212 231 005	INST & CURR DEV - RETIREMENT TCHRS BMS	428.00	0.00	19.78	4.62	408.22	0.00	408.22
01 2212 231 006	INST & CURR DEV - RETIREMENT TCHRS AP	214.00	0.00	137.39	64.20	76.61	0.00	76.61
01 2212 231 007	INST & CURR DEV - RETIREMENT TCHRS SE	0.00	0.00	47.88	0.00	(47.88)	0.00	(47.88)
01 2212 231 008	INST & CURR DEV - RETIREMENT TCHRS BSMS	308.00	0.00	24.98	8.11	283.02	0.00	283.02
01 2212 233 000	INST & CURR DEV - RETIRE SUB TEACH DIST	0.00	0.00	0.00	0.00	0.00	0.00	0.00
01 2212 233 001	INST & CURR DEV - RETIRE SUB TEACHERS BHS	0.00	6.43	19.29	0.00	(19.29)	0.00	(19.29)
01 2212 233 002	INST & CURR DEV - RETIRE SUB TEACHERS BE	0.00	0.00	0.00	0.00	0.00	0.00	0.00
01 2212 233 003	INST & CURR DEV - RETIRE SUB TEACHERS PC	0.00	0.00	0.00	0.00	0.00	0.00	0.00
01 2212 233 004	INST & CURR DEV - RETIRE SUB TEACHERS HE	0.00	0.00	12.86	0.00	(12.86)	0.00	(12.86)
01 2212 233 005	INST & CURR DEV - RETIRE SUB TEACHERS BMS	0.00	0.00	6.43	0.00	(6.43)	0.00	(6.43)
01 2212 233 006	INST & CURR DEV - RETIRE SUB TEACHERS AP	0.00	0.00	0.00	0.00	0.00	0.00	0.00
01 2212 233 007	INST & CURR DEV - RETIRE SUB TEACHERS SE	0.00	0.00	0.00	0.00	0.00	0.00	0.00
01 2212 233 008	INST & CURR DEV - RETIRE SUB TEACHERS BSMS	0.00	0.00	0.00	0.00	0.00	0.00	0.00
01 2212 237 000	INST & CURR DEV - INCR RET CONTR DIST	0.00	0.00	0.62	0.00	(0.62)	0.00	(0.62)
01 2212 237 001	INST & CURR DEV - INCR RET CONTR BHS	0.00	0.63	2.94	0.00	(2.94)	0.00	(2.94)
01 2212 237 002	INST & CURR DEV - INCR RET CONTR BE	0.00	0.00	5.69	0.00	(5.69)	0.00	(5.69)
01 2212 237 003	INST & CURR DEV - INCR RET CONTR PC	118.00	0.00	26.99	22.87	91.01	0.00	91.01
01 2212 237 004	INST & CURR DEV - INCR RET CONTR HE	0.00	0.00	5.43	0.00	(5.43)	0.00	(5.43)
01 2212 237 005	INST & CURR DEV - INCR RET CONTR BMS	0.00	0.00	2.60	0.00	(2.60)	0.00	(2.60)

Account Number	Account Description	Revised Budget	Expended During Month	Expenditures to Date	% of Budget	Balance at EOM	P/ O Outstanding	Unencumbered Balance
01 2212 237 006	INST & CURR DEV - INCR RET CONTR AP	0.00	0.00	13.64	0.00	(13.64)	0.00	(13.64)
01 2212 237 007	INST & CURR DEV - INCR RET CONTR SE	0.00	0.00	4.76	0.00	(4.76)	0.00	(4.76)
01 2212 237 008	INST & CURR DEV - INCR RET CONTR BSMS	0.00	0.00	2.49	0.00	(2.49)	0.00	(2.49)
01 2212 350 000	INST & CURR DEV - OTHER PROF SERV DIST	0.00	0.00	0.00	0.00	0.00	0.00	0.00
01 2212 580 000	INST & CURR DEV - TRAVEL & MILEAGE DIST	6,392.00	0.00	74.18	6.14	6,317.82	318.00	5,999.82
01 2212 580 001	INST & CURR DEV - TRAVEL & MILEAGE BHS	701.00	20.00	20.00	2.85	681.00	0.00	681.00
01 2212 580 002	INST & CURR DEV - TRAVEL & MILEAGE BE	0.00	0.00	0.00	0.00	0.00	0.00	0.00
01 2212 580 003	INST & CURR DEV - TRAVEL & MILEAGE PC	0.00	0.00	0.00	0.00	0.00	0.00	0.00
01 2212 580 004	INST & CURR DEV - TRAVEL & MILEAGE HE	0.00	0.00	0.00	0.00	0.00	0.00	0.00
01 2212 580 005	INST & CURR DEV - TRAVEL & MILEAGE BMS	0.00	1,067.16	1,380.24	0.00	(1,380.24)	200.00	(1,580.24)
01 2212 580 006	INST & CURR DEV - TRAVEL & MILEAGE AP	0.00	0.00	0.00	0.00	0.00	0.00	0.00
01 2212 580 007	INST & CURR DEV - TRAVEL & MILEAGE SE	0.00	0.00	0.00	0.00	0.00	0.00	0.00
01 2212 580 008	INST & CURR DEV - TRAVEL & MILEAGE BSMS	1,751.00	0.00	0.00	0.00	1,751.00	0.00	1,751.00
01 2212 590 000	INST & CURR DEV - PURCHASED SRVS DIST	0.00	0.00	0.00	0.00	0.00	0.00	0.00
01 2212 610 000	INST & CURR DEV - SUPPLIES DIST	18,034.00	1,222.75	2,158.85	13.83	15,875.15	334.82	15,540.33
01 2212 610 001	INST & CURR DEV - SUPPLIES BHS	0.00	601.82	739.22	0.00	(739.22)	2,481.40	(3,220.62)
01 2212 610 002	INST & CURR DEV - SUPPLIES BE	0.00	0.00	0.00	0.00	0.00	0.00	0.00
01 2212 610 003	INST & CURR DEV - SUPPLIES PC	0.00	0.00	0.00	0.00	0.00	0.00	0.00
01 2212 610 004	INST & CURR DEV - SUPPLIES HE	0.00	0.00	42.73	0.00	(42.73)	0.00	(42.73)
01 2212 610 005	INST & CURR DEV - SUPPLIES BMS	0.00	0.00	0.00	0.00	0.00	0.00	0.00
01 2212 610 006	INST & CURR DEV - SUPPLIES AP	0.00	0.00	0.00	0.00	0.00	0.00	0.00
01 2212 610 007	INST & CURR DEV - SUPPLIES SE	306.00	0.00	0.00	0.00	306.00	0.00	306.00
01 2212 610 008	INST & CURR DEV - SUPPLIES BSMS	0.00	0.00	0.00	0.00	0.00	0.00	0.00
01 2212 735 000	INST & CURR DEV - SOFTWARE DIST	975.00	0.00	0.00	0.00	975.00	0.00	975.00
01 2212 810 000	INST & CURR DEV - DUES & FEES DIST	12,111.00	3,251.80	5,430.17	54.13	6,680.83	1,125.00	5,555.83
01 2212 810 001	INST & CURR DEV - DUES & FEES BHS	858.00	5.00	5.00	0.58	853.00	0.00	853.00
01 2212 810 002	INST & CURR DEV - DUES & FEES BE	299.00	0.00	0.00	0.00	299.00	0.00	299.00
01 2212 810 003	INST & CURR DEV - DUES & FEES PC	395.00	0.00	110.00	27.85	285.00	0.00	285.00
01 2212 810 004	INST & CURR DEV - DUES & FEES HE	1,082.00	0.00	0.00	0.00	1,082.00	0.00	1,082.00
01 2212 810 005	INST & CURR DEV - DUES & FEES BMS	0.00	0.00	580.00	0.00	(580.00)	0.00	(580.00)
01 2212 810 006	INST & CURR DEV - DUES & FEES AP	0.00	0.00	100.00	0.00	(100.00)	25.00	(125.00)
01 2212 810 007	INST & CURR DEV - DUES & FEES SE	0.00	0.00	0.00	0.00	0.00	0.00	0.00
01 2212 810 008	INST & CURR DEV - DUES & FEES BSMS	772.00	0.00	0.00	0.00	772.00	0.00	772.00
01 2212 890 000	INST & CURR DEV - OTHER MISC DIST	0.00	0.00	0.00	0.00	0.00	0.00	0.00
01 2212 890 001	INST & CURR DEV - OTHER MISC BHS	0.00	0.00	0.00	0.00	0.00	0.00	0.00
01 2212 890 002	INST & CURR DEV - OTHER MISC BE	0.00	0.00	0.00	0.00	0.00	0.00	0.00
01 2212 890 003	INST & CURR DEV - OTHER MISC PC	0.00	0.00	0.00	0.00	0.00	0.00	0.00
01 2212 890 004	INST & CURR DEV - OTHER MISC HE	0.00	0.00	0.00	0.00	0.00	0.00	0.00
01 2212 890 005	INST & CURR DEV - OTHER MISC BMS	0.00	0.00	0.00	0.00	0.00	0.00	0.00
01 2212 890 006	INST & CURR DEV - OTHER MISC AP	0.00	0.00	0.00	0.00	0.00	0.00	0.00
01 2212 890 007	INST & CURR DEV - OTHER MISC SE	0.00	0.00	0.00	0.00	0.00	0.00	0.00
01 2212 890 008	INST & CURR DEV - OTHER MISC BSMS	118.00	0.00	0.00	0.00	118.00	0.00	118.00
2212	INST STAFF TRNG AND CURR DEV	162,159.00	16,065.94	46,675.24	31.55	115,483.76	4,484.22	110,999.54
2213	INSTRUCTIONAL STAFF TRAINING							
01 2213 111 000	INST STAFF TRNG - SALARIES PROF STAFF DIST	101,380.00	7,710.41	30,841.64	30.42	70,538.36	0.00	70,538.36
01 2213 151 000	INST STAFF TRNG - ADD'L COMP PROF STAFF	204.00	16.96	67.84	33.25	136.16	0.00	136.16
01 2213 211 000	INST STAFF TRNG - GROUP INS TEACHERS/PROF	12,195.00	912.97	3,651.88	29.95	8,543.12	0.00	8,543.12
01 2213 221 000	INST STAFF TRNG - SOC SEC TEACHERS/PROF	7,939.00	590.66	2,362.64	29.76	5,576.36	0.00	5,576.36
01 2213 231 000	INST STAFF TRNG - RETIREMENT TEACHERS/PROF	6,280.00	566.72	2,266.88	36.10	4,013.12	0.00	4,013.12
01 2213 237 000	INST STAFF TRNG - INCR RET CONTR	1,904.00	56.29	225.16	11.83	1,678.84	0.00	1,678.84
01 2213 251 000	INST STAFF TRNG - TUITION REIMB TCHRS DIST	1,734.00	0.00	0.00	0.00	1,734.00	0.00	1,734.00
01 2213 251 001	INST STAFF TRNG - TUITION REIMB TCHRS BHS	8,149.00	832.88	832.88	10.22	7,316.12	0.00	7,316.12
01 2213 251 002	INST STAFF TRNG - TUITION REIMB TCHRS BE	2,142.00	0.00	0.00	0.00	2,142.00	0.00	2,142.00
01 2213 251 003	INST STAFF TRNG - TUITION REIMB TCHRS PC	8,727.00	0.00	0.00	0.00	8,727.00	0.00	8,727.00
01 2213 251 004	INST STAFF TRNG - TUITION REIMB TCHRS HE	4,997.00	0.00	0.00	0.00	4,997.00	0.00	4,997.00

01/09/2026 02:07 PM

Regular; Processing Month 12/2025

User ID: MDT

Account Number	Account Description	Revised Budget	Expended During Month	Expenditures to Date	% of Budget	Balance at EOM	P/ O Outstanding	Unencumbered Balance
01 2213 251 005	INST STAFF TRNG - TUITION REIMB TCHRS BMS	4,174.00	0.00	0.00	0.00	4,174.00	0.00	4,174.00
01 2213 251 006	INST STAFF TRNG - TUITION REIMB TCHRS AP	3,059.00	0.00	0.00	0.00	3,059.00	0.00	3,059.00
01 2213 251 007	INST STAFF TRNG - TUITION REIMB TCHRS SE	4,622.00	0.00	0.00	0.00	4,622.00	0.00	4,622.00
01 2213 251 008	INST STAFF TRNG - TUITION REIMB TCHRS BSMS	6,578.00	0.00	453.42	6.89	6,124.58	0.00	6,124.58
01 2213 281 000	INST STAFF TRNG - HEALTH BEN TEACHERS	0.00	0.00	0.00	0.00	0.00	0.00	0.00
2213	INSTRUCTIONAL STAFF TRAINING	174,084.00	10,686.89	40,702.34	23.38	133,381.66	0.00	133,381.66
2220	SCHOOL LIBRARY SERVICES							
01 2220 111 001	LIBRARY - SALARIES TEACHERS BHS	87,230.00	6,634.25	26,537.00	30.42	60,693.00	0.00	60,693.00
01 2220 111 002	LIBRARY - SALARIES TEACHERS BE	73,547.00	5,723.67	22,894.68	31.13	50,652.32	0.00	50,652.32
01 2220 111 003	LIBRARY - SALARIES TEACHERS PC	131,998.00	8,829.40	35,317.60	26.76	96,680.40	0.00	96,680.40
01 2220 111 004	LIBRARY - SALARIES TEACHERS HE	75,257.00	5,723.67	22,894.68	30.42	52,362.32	0.00	52,362.32
01 2220 111 005	LIBRARY - SALARIES TEACHERS BMS	41,691.00	3,398.42	13,593.68	32.61	28,097.32	0.00	28,097.32
01 2220 111 006	LIBRARY - SALARIES TEACHERS AP	87,658.00	6,796.85	27,187.40	31.02	60,470.60	0.00	60,470.60
01 2220 111 007	LIBRARY - SALARIES TEACHERS SE	85,947.00	6,666.77	26,667.08	31.03	59,279.92	0.00	59,279.92
01 2220 111 008	LIBRARY - SALARIES TEACHERS BSMS	41,691.00	3,398.43	13,593.72	32.61	28,097.28	0.00	28,097.28
01 2220 112 002	LIBRARY - SALARIES INSTR AIDES BE	19,406.00	1,853.58	9,139.46	47.10	10,266.54	0.00	10,266.54
01 2220 112 003	LIBRARY - SALARIES INSTR AIDES PC	0.00	2,046.27	6,527.50	0.00	(6,527.50)	0.00	(6,527.50)
01 2220 112 004	LIBRARY - SALARIES INSTR AIDES HE	22,344.00	2,039.06	8,858.95	39.65	13,485.05	0.00	13,485.05
01 2220 112 005	LIBRARY - SALARIES INSTR AIDES BMS	11,288.00	828.03	3,682.59	32.62	7,605.41	0.00	7,605.41
01 2220 112 006	LIBRARY - SALARIES INSTR AIDES AP	21,643.00	2,088.13	9,041.50	41.78	12,601.50	0.00	12,601.50
01 2220 112 007	LIBRARY - SALARIES INSTR AIDES SE	22,442.00	2,134.12	7,982.66	35.57	14,459.34	0.00	14,459.34
01 2220 112 008	LIBRARY - SALARIES INSTR AIDES BSMS	11,288.00	828.01	3,682.57	32.62	7,605.43	0.00	7,605.43
01 2220 122 001	LIBRARY - SUB AIDES BHS	0.00	0.00	0.00	0.00	0.00	0.00	0.00
01 2220 122 002	LIBRARY - SUB AIDES BE	544.00	0.00	526.45	96.77	17.55	0.00	17.55
01 2220 122 003	LIBRARY - SUB AIDES PC	3,777.00	0.00	1,469.99	38.92	2,307.01	0.00	2,307.01
01 2220 122 004	LIBRARY - SUB AIDES HE	460.00	0.00	0.00	0.00	460.00	0.00	460.00
01 2220 122 005	LIBRARY - SUB AIDES BMS	0.00	0.00	0.00	0.00	0.00	0.00	0.00
01 2220 122 006	LIBRARY - SUB AIDES AP	232.00	0.00	0.00	0.00	232.00	0.00	232.00
01 2220 122 007	LIBRARY - SUB AIDES SE	459.00	0.00	234.00	50.98	225.00	0.00	225.00
01 2220 123 001	LIBRARY - SUB TEACHERS BHS	1,188.00	175.00	525.00	44.19	663.00	0.00	663.00
01 2220 123 002	LIBRARY - SUB TEACHERS BE	2,051.00	175.00	525.00	25.60	1,526.00	0.00	1,526.00
01 2220 123 003	LIBRARY - SUB TEACHERS PC	4,210.00	437.50	787.50	18.71	3,422.50	0.00	3,422.50
01 2220 123 004	LIBRARY - SUB TEACHERS HE	1,080.00	0.00	437.50	40.51	642.50	0.00	642.50
01 2220 123 005	LIBRARY - SUB TEACHERS BMS	3,239.00	700.00	1,225.00	37.82	2,014.00	0.00	2,014.00
01 2220 123 006	LIBRARY - SUB TEACHERS AP	3,994.00	700.00	1,750.00	43.82	2,244.00	0.00	2,244.00
01 2220 123 007	LIBRARY - SUB TEACHERS SE	1,403.00	350.00	525.00	37.42	878.00	0.00	878.00
01 2220 123 008	LIBRARY - SUB TEACHERS BSMS	0.00	0.00	0.00	0.00	0.00	0.00	0.00
01 2220 150 005	LIBRARY - ADD'L COMP NON-INSTR BMS	0.00	2.06	8.24	0.00	(8.24)	0.00	(8.24)
01 2220 150 008	LIBRARY - ADD'L COMP NON-INSTR BSMS	0.00	2.05	8.20	0.00	(8.20)	0.00	(8.20)
01 2220 151 001	LIBRARY - ADD'L COMP TEACHERS BHS	175.00	14.60	58.40	33.37	116.60	0.00	116.60
01 2220 151 002	LIBRARY - ADD'L COMP TEACHERS BE	148.00	12.59	50.36	34.03	97.64	0.00	97.64
01 2220 151 003	LIBRARY - ADD'L COMP TEACHERS PC	180.00	14.95	173.08	96.16	6.92	0.00	6.92
01 2220 151 004	LIBRARY - ADD'L COMP TEACHERS HE	151.00	12.59	50.36	33.35	100.64	0.00	100.64
01 2220 151 005	LIBRARY - ADD'L COMP TEACHERS BMS	235.00	7.47	29.88	12.71	205.12	0.00	205.12
01 2220 151 006	LIBRARY - ADD'L COMP TEACHERS AP	176.00	14.95	59.80	33.98	116.20	0.00	116.20
01 2220 151 007	LIBRARY - ADD'L COMP TEACHERS SE	173.00	14.67	58.68	33.92	114.32	0.00	114.32
01 2220 151 008	LIBRARY - ADD'L COMP TEACHERS BSMS	282.00	7.48	29.92	10.61	252.08	0.00	252.08
01 2220 152 002	LIBRARY - ADD'L COMP AIDES BE	0.00	4.21	16.84	0.00	(16.84)	0.00	(16.84)
01 2220 152 003	LIBRARY - ADD'L COMP AIDES PC	0.00	0.00	0.00	0.00	0.00	0.00	0.00
01 2220 152 004	LIBRARY - ADD'L COMP AIDES HE	0.00	4.54	18.16	0.00	(18.16)	0.00	(18.16)
01 2220 152 006	LIBRARY - ADD'L COMP AIDES AP	0.00	0.00	0.00	0.00	0.00	0.00	0.00
01 2220 152 007	LIBRARY - ADD'L COMP AIDES SE	0.00	4.86	19.44	0.00	(19.44)	0.00	(19.44)
01 2220 211 001	LIBRARY - GROUP INS TEACHERS BHS	28,288.00	2,117.93	8,471.72	29.95	19,816.28	0.00	19,816.28
01 2220 211 002	LIBRARY - GROUP INS TEACHERS BE	32,815.00	2,456.90	9,827.60	29.95	22,987.40	0.00	22,987.40
01 2220 211 003	LIBRARY - GROUP INS TEACHERS PC	21,205.00	857.23	3,428.92	16.17	17,776.08	0.00	17,776.08

Account Number	Account Description	Revised Budget	Expended During Month	Expenditures to Date	% of Budget	Balance at EOM	P/ O Outstanding	Unencumbered Balance
01 2220 233 004	LIBRARY - RETIREMENT SUB TEACHERS HE	0.00	0.00	0.00	0.00	0.00	0.00	0.00
01 2220 233 005	LIBRARY - RETIREMENT SUB TEACHERS BMS	0.00	0.00	0.00	0.00	0.00	0.00	0.00
01 2220 233 006	LIBRARY - RETIREMENT SUB TEACHERS AP	0.00	0.00	0.00	0.00	0.00	0.00	0.00
01 2220 233 007	LIBRARY - RETIREMENT SUB TEACHERS SE	0.00	0.00	0.00	0.00	0.00	0.00	0.00
01 2220 233 008	LIBRARY - RETIREMENT SUB TEACHERS BSMS	0.00	0.00	0.00	0.00	0.00	0.00	0.00
01 2220 237 001	LIBRARY - INCR RET CONTR BHS	1,638.00	48.43	193.72	11.83	1,444.28	0.00	1,444.28
01 2220 237 002	LIBRARY - INCR RET CONTR BE	1,791.00	55.31	233.83	13.06	1,557.17	0.00	1,557.17
01 2220 237 003	LIBRARY - INCR RET CONTR PC	2,535.00	64.46	258.65	10.20	2,276.35	0.00	2,276.35
01 2220 237 004	LIBRARY - INCR RET CONTR HE	1,887.00	56.67	231.80	12.28	1,655.20	0.00	1,655.20
01 2220 237 005	LIBRARY - INCR RET CONTR BMS	1,023.00	30.85	126.13	12.33	896.87	0.00	896.87
01 2220 237 006	LIBRARY - INCR RET CONTR AP	1,908.00	49.62	198.48	10.40	1,709.52	0.00	1,709.52
01 2220 237 007	LIBRARY - INCR RET CONTR SE	2,092.00	64.24	252.93	12.09	1,839.07	0.00	1,839.07
01 2220 237 008	LIBRARY - INCR RET CONTR BSMS	1,023.00	30.86	126.12	12.33	896.88	0.00	896.88
01 2220 281 001	LIBRARY - HEALTH BEN TEACHERS BHS	3,963.00	338.97	1,355.88	34.21	2,607.12	0.00	2,607.12
01 2220 281 002	LIBRARY - HEALTH BEN TEACHERS BE	0.00	0.00	0.00	0.00	0.00	0.00	0.00
01 2220 281 003	LIBRARY - HEALTH BEN TEACHERS PC	2,811.00	120.25	481.00	17.11	2,330.00	0.00	2,330.00
01 2220 281 004	LIBRARY - HEALTH BEN TEACHERS HE	0.00	0.00	0.00	0.00	0.00	0.00	0.00
01 2220 281 005	LIBRARY - HEALTH BEN TEACHERS BMS	2,929.00	237.50	950.00	32.43	1,979.00	0.00	1,979.00
01 2220 281 006	LIBRARY - HEALTH BEN TEACHERS AP	0.00	0.00	0.00	0.00	0.00	0.00	0.00
01 2220 281 007	LIBRARY - HEALTH BEN TEACHERS SE	3,963.00	338.97	1,355.88	34.21	2,607.12	0.00	2,607.12
01 2220 281 008	LIBRARY - HEALTH BEN TEACHERS BSMS	2,929.00	237.50	950.00	32.43	1,979.00	0.00	1,979.00
01 2220 340 001	LIBRARY - OTHER PROF SERVICES BHS	0.00	0.00	0.00	0.00	0.00	0.00	0.00
01 2220 340 002	LIBRARY - OTHER PROF SERVICES BE	0.00	0.00	0.00	0.00	0.00	0.00	0.00
01 2220 340 003	LIBRARY - OTHER PROF SERVICES PC	0.00	0.00	0.00	0.00	0.00	0.00	0.00
01 2220 340 004	LIBRARY - OTHER PROF SERVICES HE	0.00	0.00	0.00	0.00	0.00	0.00	0.00
01 2220 340 005	LIBRARY - OTHER PROF SERVICES BMS	1,498.00	0.00	0.00	0.00	1,498.00	0.00	1,498.00
01 2220 340 006	LIBRARY - OTHER PROF SERVICES AP	0.00	0.00	0.00	0.00	0.00	0.00	0.00
01 2220 340 007	LIBRARY - OTHER PROF SERVICES SE	0.00	0.00	0.00	0.00	0.00	0.00	0.00
01 2220 340 008	LIBRARY - OTHER PROF SERVICES BSMS	1,520.00	0.00	0.00	0.00	1,520.00	0.00	1,520.00
01 2220 350 001	LIBRARY - TECH SERVICES BHS	0.00	0.00	0.00	0.00	0.00	0.00	0.00
01 2220 350 002	LIBRARY - TECH SERVICES BE	0.00	0.00	0.00	0.00	0.00	0.00	0.00
01 2220 350 003	LIBRARY - TECH SERVICES PC	0.00	0.00	0.00	0.00	0.00	0.00	0.00
01 2220 350 004	LIBRARY - TECH SERVICES HE	0.00	0.00	0.00	0.00	0.00	0.00	0.00
01 2220 350 005	LIBRARY - TECH SERVICES BMS	0.00	0.00	1,839.00	0.00	(1,839.00)	0.00	(1,839.00)
01 2220 350 006	LIBRARY - TECH SERVICES AP	0.00	0.00	0.00	0.00	0.00	0.00	0.00
01 2220 350 007	LIBRARY - TECH SERVICES SE	0.00	0.00	0.00	0.00	0.00	0.00	0.00
01 2220 350 008	LIBRARY - TECH SERVICES BSMS	0.00	0.00	999.00	0.00	(999.00)	0.00	(999.00)
01 2220 580 001	LIBRARY - TRAVEL & MILEAGE BHS	0.00	0.00	0.00	0.00	0.00	0.00	0.00
01 2220 580 002	LIBRARY - TRAVEL & MILEAGE BE	0.00	0.00	0.00	0.00	0.00	0.00	0.00
01 2220 580 003	LIBRARY - TRAVEL & MILEAGE PC	0.00	0.00	0.00	0.00	0.00	0.00	0.00
01 2220 580 004	LIBRARY - TRAVEL & MILEAGE HE	0.00	0.00	0.00	0.00	0.00	0.00	0.00
01 2220 580 005	LIBRARY - TRAVEL & MILEAGE BMS	0.00	0.00	0.00	0.00	0.00	0.00	0.00
01 2220 580 006	LIBRARY - TRAVEL & MILEAGE AP	0.00	0.00	0.00	0.00	0.00	0.00	0.00
01 2220 580 007	LIBRARY - TRAVEL & MILEAGE SE	0.00	0.00	0.00	0.00	0.00	0.00	0.00
01 2220 580 008	LIBRARY - TRAVEL & MILEAGE BSMS	0.00	0.00	0.00	0.00	0.00	0.00	0.00
01 2220 610 001	LIBRARY - SUPPLIES BHS	3,572.00	0.00	719.42	20.14	2,852.58	0.00	2,852.58
01 2220 610 002	LIBRARY - SUPPLIES BE	1,344.00	0.00	33.14	2.47	1,310.86	0.00	1,310.86
01 2220 610 003	LIBRARY - SUPPLIES PC	192.00	150.13	351.94	183.30	(159.94)	0.00	(159.94)
01 2220 610 004	LIBRARY - SUPPLIES HE	358.00	0.00	46.12	12.88	311.88	0.00	311.88
01 2220 610 005	LIBRARY - SUPPLIES BMS	370.00	0.00	0.00	0.00	370.00	0.00	370.00
01 2220 610 006	LIBRARY - SUPPLIES AP	572.00	0.00	139.94	24.47	432.06	0.00	432.06
01 2220 610 007	LIBRARY - SUPPLIES SE	1,016.00	0.00	84.28	8.30	931.72	0.00	931.72
01 2220 610 008	LIBRARY - SUPPLIES BSMS	962.00	0.00	45.74	4.75	916.26	0.00	916.26
01 2220 640 001	LIBRARY - BOOKS & PER BHS	12,090.00	200.00	200.00	6.00	11,890.00	525.05	11,364.95
01 2220 640 002	LIBRARY - BOOKS & PER BE	15,761.00	512.95	1,941.66	12.81	13,819.34	76.99	13,742.35

01/09/2026 02:07 PM

Regular; Processing Month 12/2025

User ID: MDT

Account Number	Account Description	Revised Budget	Expended During Month	Expenditures to Date	% of Budget	Balance at EOM	P/ O Outstanding	Unencumbered Balance
01 2220 640 003	LIBRARY - BOOKS & PER PC	7,406.00	953.55	3,867.21	53.92	3,538.79	126.17	3,412.62
01 2220 640 004	LIBRARY - BOOKS & PER HE	5,835.00	230.63	230.63	4.82	5,604.37	50.52	5,553.85
01 2220 640 005	LIBRARY - BOOKS & PER BMS	8,160.00	23.28	1,386.35	23.48	6,773.65	529.77	6,243.88
01 2220 640 006	LIBRARY - BOOKS & PER AP	3,833.00	259.60	940.49	27.90	2,892.51	128.85	2,763.66
01 2220 640 007	LIBRARY - BOOKS & PER SE	4,269.00	0.00	1,715.86	43.14	2,553.14	125.58	2,427.56
01 2220 640 008	LIBRARY - BOOKS & PER BSMS	7,070.00	396.94	2,301.47	39.06	4,768.53	460.33	4,308.20
01 2220 650 001	LIBRARY - SUPPLIES TECH-REL BHS	780.00	0.00	275.00	75.26	505.00	312.00	193.00
01 2220 650 002	LIBRARY - SUPPLIES TECH-REL BE	0.00	0.00	0.00	0.00	0.00	0.00	0.00
01 2220 650 003	LIBRARY - SUPPLIES TECH-REL PC	792.00	0.00	0.00	0.00	792.00	0.00	792.00
01 2220 650 004	LIBRARY - SUPPLIES TECH-REL HE	0.00	0.00	0.00	0.00	0.00	0.00	0.00
01 2220 650 005	LIBRARY - SUPPLIES TECH-REL BMS	1,345.00	0.00	0.00	0.00	1,345.00	0.00	1,345.00
01 2220 650 006	LIBRARY - SUPPLIES TECH-REL AP	0.00	0.00	0.00	0.00	0.00	0.00	0.00
01 2220 650 007	LIBRARY - SUPPLIES TECH-REL SE	665.00	0.00	0.00	0.00	665.00	0.00	665.00
01 2220 650 008	LIBRARY - SUPPLIES TECH-REL BSMS	1,790.00	0.00	0.00	0.00	1,790.00	0.00	1,790.00
01 2220 733 001	LIBRARY - FURN & EQUIP BHS	1,234.00	0.00	0.00	0.00	1,234.00	0.00	1,234.00
01 2220 733 002	LIBRARY - FURN & EQUIP BE	0.00	0.00	0.00	0.00	0.00	0.00	0.00
01 2220 733 003	LIBRARY - FURN & EQUIP PC	299.00	0.00	0.00	0.00	299.00	0.00	299.00
01 2220 733 004	LIBRARY - FURN & EQUIP HE	0.00	0.00	0.00	0.00	0.00	0.00	0.00
01 2220 733 005	LIBRARY - FURN & EQUIP BMS	0.00	0.00	0.00	0.00	0.00	0.00	0.00
01 2220 733 006	LIBRARY - FURN & EQUIP AP	434.00	0.00	0.00	0.00	434.00	0.00	434.00
01 2220 733 007	LIBRARY - FURN & EQUIP SE	0.00	0.00	0.00	0.00	0.00	0.00	0.00
01 2220 733 008	LIBRARY - FURN & EQUIP BSMS	7,847.00	0.00	180.99	39.97	7,666.01	2,955.22	4,710.79
01 2220 734 001	LIBRARY - HARDWARE BHS	0.00	0.00	0.00	0.00	0.00	0.00	0.00
01 2220 734 002	LIBRARY - HARDWARE BE	0.00	0.00	0.00	0.00	0.00	0.00	0.00
01 2220 734 003	LIBRARY - HARDWARE PC	0.00	0.00	0.00	0.00	0.00	0.00	0.00
01 2220 734 004	LIBRARY - HARDWARE HE	0.00	0.00	0.00	0.00	0.00	0.00	0.00
01 2220 734 005	LIBRARY - HARDWARE BMS	0.00	0.00	0.00	0.00	0.00	0.00	0.00
01 2220 734 006	LIBRARY - HARDWARE AP	0.00	0.00	0.00	0.00	0.00	0.00	0.00
01 2220 734 007	LIBRARY - HARDWARE SE	0.00	0.00	0.00	0.00	0.00	0.00	0.00
01 2220 734 008	LIBRARY - HARDWARE BSMS	0.00	0.00	0.00	0.00	0.00	0.00	0.00
01 2220 735 001	LIBRARY - SOFTWARE BHS	1,454.00	0.00	284.20	19.55	1,169.80	0.00	1,169.80
01 2220 735 002	LIBRARY - SOFTWARE BE	1,415.00	0.00	284.19	20.08	1,130.81	0.00	1,130.81
01 2220 735 003	LIBRARY - SOFTWARE PC	1,451.00	0.00	284.20	19.59	1,166.80	0.00	1,166.80
01 2220 735 004	LIBRARY - SOFTWARE HE	1,415.00	0.00	500.19	35.35	914.81	0.00	914.81
01 2220 735 005	LIBRARY - SOFTWARE BMS	2,281.00	647.18	931.38	40.83	1,349.62	0.00	1,349.62
01 2220 735 006	LIBRARY - SOFTWARE AP	1,415.00	0.00	284.20	20.08	1,130.80	0.00	1,130.80
01 2220 735 007	LIBRARY - SOFTWARE SE	1,587.00	0.00	284.19	17.91	1,302.81	0.00	1,302.81
01 2220 735 008	LIBRARY - SOFTWARE BSMS	2,286.00	647.18	931.38	40.74	1,354.62	0.00	1,354.62
01 2220 810 001	LIBRARY - DUES & FEES BHS	1,125.00	0.00	0.00	0.00	1,125.00	0.00	1,125.00
01 2220 810 002	LIBRARY - DUES & FEES BE	898.00	0.00	49.99	5.57	848.01	0.00	848.01
01 2220 810 003	LIBRARY - DUES & FEES PC	919.00	0.00	70.00	7.62	849.00	0.00	849.00
01 2220 810 004	LIBRARY - DUES & FEES HE	835.00	0.00	0.00	0.00	835.00	0.00	835.00
01 2220 810 005	LIBRARY - DUES & FEES BMS	780.00	0.00	190.00	24.36	590.00	0.00	590.00
01 2220 810 006	LIBRARY - DUES & FEES AP	817.00	0.00	0.00	0.00	817.00	0.00	817.00
01 2220 810 007	LIBRARY - DUES & FEES SE	780.00	0.00	0.00	0.00	780.00	0.00	780.00
01 2220 810 008	LIBRARY - DUES & FEES BSMS	1,095.00	0.00	0.00	0.00	1,095.00	0.00	1,095.00
01 2220 890 001	LIBRARY - OTHER MISC BHS	0.00	0.00	0.00	0.00	0.00	0.00	0.00
01 2220 890 002	LIBRARY - OTHER MISC BE	0.00	0.00	0.00	0.00	0.00	0.00	0.00
01 2220 890 003	LIBRARY - OTHER MISC PC	0.00	0.00	0.00	0.00	0.00	0.00	0.00
01 2220 890 004	LIBRARY - OTHER MISC HE	0.00	0.00	0.00	0.00	0.00	0.00	0.00
01 2220 890 005	LIBRARY - OTHER MISC BMS	133.00	0.00	0.00	0.00	133.00	0.00	133.00
01 2220 890 006	LIBRARY - OTHER MISC AP	0.00	0.00	0.00	0.00	0.00	0.00	0.00
01 2220 890 007	LIBRARY - OTHER MISC SE	0.00	0.00	0.00	0.00	0.00	0.00	0.00
01 2220 890 008	LIBRARY - OTHER MISC BSMS	0.00	0.00	0.00	0.00	0.00	0.00	0.00
2220 SCHOOL LIBRARY SERVICES		1,178,822.00	88,523.62	359,207.04	30.92	819,614.96	5,290.48	814,324.48

Account Number	Account Description	Revised Budget	Expended During Month	Expenditures to Date	% of Budget	Balance at EOM	P/ O Outstanding	Unencumbered Balance
2230	INSTR-RELATED TECHNOLOGY							
01 2230 111 000	TECHNOLOGY - SALARIES TEACHERS DIST	0.00	0.00	0.00	0.00	0.00	0.00	0.00
01 2230 114 000	TECHNOLOGY - SALARIES TECH STAFF DIST	361,684.00	27,254.18	112,526.43	31.11	249,157.57	0.00	249,157.57
01 2230 124 000	TECHNOLOGY - SUB TECH STAFF DIST	0.00	0.00	0.00	0.00	0.00	0.00	0.00
01 2230 134 000	TECHNOLOGY - OT SALARIES TECH STAFF DIST	1,638.00	110.47	623.81	38.08	1,014.19	0.00	1,014.19
01 2230 151 000	TECHNOLOGY - ADD'L COMP TEACHERS DIST	0.00	0.00	0.00	0.00	0.00	0.00	0.00
01 2230 154 000	TECHNOLOGY - ADD'L COMP TECH STAFF DIST	1,118.00	62.02	248.08	22.19	869.92	0.00	869.92
01 2230 211 000	TECHNOLOGY - GROUP INS TEACHERS DIST	0.00	0.00	0.00	0.00	0.00	0.00	0.00
01 2230 214 000	TECHNOLOGY - GROUP INS TECH STAFF DIST	63,295.00	4,738.69	18,954.76	29.95	44,340.24	0.00	44,340.24
01 2230 221 000	TECHNOLOGY - SOC SEC TEACHERS DIST	0.00	0.00	0.00	0.00	0.00	0.00	0.00
01 2230 224 000	TECHNOLOGY - SOC SEC TECH STAFF DIST	28,751.00	2,106.19	8,707.11	30.28	20,043.89	0.00	20,043.89
01 2230 231 000	TECHNOLOGY - RETIREMENT TEACHERS DIST	0.00	0.00	0.00	0.00	0.00	0.00	0.00
01 2230 234 000	TECHNOLOGY - RETIREMENT TECH STAFF DIST	22,360.00	2,011.30	8,316.55	37.19	14,043.45	0.00	14,043.45
01 2230 237 000	TECHNOLOGY - INCR RET CONTR DIST	6,746.00	199.76	826.00	12.24	5,920.00	0.00	5,920.00
01 2230 281 000	TECHNOLOGY - HEALTH BEN TEACHERS DIST	0.00	0.00	0.00	0.00	0.00	0.00	0.00
01 2230 284 000	TECHNOLOGY - HEALTH BEN TECH STAFF DIST	11,226.00	934.22	3,736.88	33.29	7,489.12	0.00	7,489.12
01 2230 580 000	TECHNOLOGY - TRAVEL & MILEAGE	7,635.00	280.98	1,415.83	18.54	6,219.17	0.00	6,219.17
01 2230 733 000	TECHNOLOGY - FURN & EQUIP	0.00	0.00	0.00	0.00	0.00	0.00	0.00
01 2230 810 000	TECHNOLOGY - DUES & FEES DIST	465.00	0.00	0.00	0.00	465.00	0.00	465.00
2230	INSTR-RELATED TECHNOLOGY	504,918.00	37,697.81	155,355.45	30.77	349,562.55	0.00	349,562.55
2240	STUDENT ASSESSMENT							
01 2240 110 000	STU ASSESS - SALARIES NON-INSTR DIST	0.00	0.00	0.00	0.00	0.00	0.00	0.00
01 2240 130 000	STU ASSESS - OT SALAIRES NON-INSTR DIST	0.00	0.00	0.00	0.00	0.00	0.00	0.00
01 2240 150 000	STU ASSESS - ADD'L COMP NON-INSTR DIST	0.00	0.00	0.00	0.00	0.00	0.00	0.00
01 2240 210 000	STU ASSESS - GROUP INS NON-INSTR DIST	0.00	0.00	0.00	0.00	0.00	0.00	0.00
01 2240 220 000	STU ASSESS - SOC SEC NON-INSTR DIST	0.00	0.00	0.00	0.00	0.00	0.00	0.00
01 2240 230 000	STU ASSESS - RETIREMENT NON-INSTR DIST	0.00	0.00	0.00	0.00	0.00	0.00	0.00
01 2240 237 000	STU ASSESS - INCR RET CONTR DIST	0.00	0.00	0.00	0.00	0.00	0.00	0.00
01 2240 280 000	STU ASSESS - HEALTH BEN NON-INSTR DIST	0.00	0.00	0.00	0.00	0.00	0.00	0.00
2240	STUDENT ASSESSMENT	0.00	0.00	0.00	0.00	0.00	0.00	0.00
2310	BOARD OF EDUCATION							
01 2310 314 000	BOARD OF ED - LOBBYIST FEES	0.00	0.00	0.00	0.00	0.00	0.00	0.00
01 2310 340 000	BOARD OF ED - OTHER PROF SERVICES	10,539.00	0.00	0.00	0.00	10,539.00	0.00	10,539.00
01 2310 521 000	BOARD OF ED - FIDELITY BOND PREMIUMS	0.00	0.00	0.00	0.00	0.00	0.00	0.00
01 2310 540 000	BOARD OF ED - ADVERTISING	7,138.00	367.33	1,908.64	26.74	5,229.36	0.00	5,229.36
01 2310 580 000	BOARD OF ED - TRAVEL & MILEAGE	0.00	0.00	0.00	0.00	0.00	0.00	0.00
01 2310 610 000	BOARD OF ED - SUPPLIES	4,625.00	0.00	352.32	7.62	4,272.68	0.00	4,272.68
01 2310 733 000	BOARD OF ED - FURN & EQUIP	0.00	0.00	0.00	0.00	0.00	0.00	0.00
01 2310 735 000	BOARD OF ED - SOFTWARE	15,509.00	0.00	0.00	0.00	15,509.00	0.00	15,509.00
01 2310 810 000	BOARD OF ED - DUES & FEES	58,081.00	350.00	4,600.00	7.92	53,481.00	0.00	53,481.00
01 2310 890 000	BOARD OF ED - OTHER MISC	300.00	0.00	0.00	0.00	300.00	0.00	300.00
01 2310 950 000	BOARD OF ED - SPECIAL ITEMS	20,000.00	0.00	0.00	0.00	20,000.00	0.00	20,000.00
2310	BOARD OF EDUCATION	116,192.00	717.33	6,860.96	5.90	109,331.04	0.00	109,331.04
2320	EXECUTIVE ADMINISTRATION							
01 2320 105 000	EXEC ADMIN - SALARY OF SUPERINTENDENT	243,360.00	20,166.67	80,666.68	33.15	162,693.32	0.00	162,693.32
01 2320 110 000	EXEC ADMIN - SALARIES NON-INSTR	67,659.00	4,740.37	21,112.42	31.20	46,546.58	0.00	46,546.58
01 2320 111 000	EXEC ADMIN - PROF STAFF SALARIES	190,450.00	25,655.06	102,620.24	53.88	87,829.76	0.00	87,829.76
01 2320 130 000	EXEC ADMIN - OT SALARIES NON-INSTR	988.00	0.00	610.43	61.78	377.57	0.00	377.57
01 2320 150 000	EXEC ADMIN - ADD'L COMP NON-INSTR	138.00	11.78	47.12	34.14	90.88	0.00	90.88
01 2320 151 000	EXEC ADMIN - ADD'L COMP PROF STAFF	825.00	56.44	225.76	27.36	599.24	0.00	599.24
01 2320 155 000	EXEC ADMIN - ADD'L COMP SUPT.	14,213.00	296.45	1,185.80	8.34	13,027.20	0.00	13,027.20
01 2320 210 000	EXEC ADMIN - GROUP INS NON-INSTR	0.00	2.10	8.40	0.00	(8.40)	0.00	(8.40)
01 2320 211 000	EXEC ADMIN - GROUP INS PROF STAFF	30,645.00	4,235.86	16,943.44	55.29	13,701.56	0.00	13,701.56
01 2320 215 000	EXEC ADMIN - GROUP INS SUPERINTENDENT	33,081.00	2,475.80	9,903.20	29.94	23,177.80	0.00	23,177.80

01/09/2026 02:07 PM

Regular; Processing Month 12/2025

User ID: MDT

Account Number	Account Description	Revised Budget	Expended During Month	Expenditures to Date	% of Budget	Balance at EOM	P/ O Outstanding	Unencumbered Balance
01 2320 220 000	EXEC ADMIN - SOC SEC NON-INSTR	5,860.00	399.38	1,808.78	30.87	4,051.22	0.00	4,051.22
01 2320 221 000	EXEC ADMIN - SOC SEC PROF STAFF	14,463.00	1,891.09	7,564.36	52.30	6,898.64	0.00	6,898.64
01 2320 225 000	EXEC ADMIN - SOC SEC SUPERINTENDENT	16,325.00	291.99	1,602.37	9.82	14,722.63	0.00	14,722.63
01 2320 230 000	EXEC ADMIN - RETIREMENT NON-INSTR	4,223.00	348.42	1,596.63	37.81	2,626.37	0.00	2,626.37
01 2320 231 000	EXEC ADMIN - RETIREMENT PROF STAFF	11,798.00	1,885.65	7,542.60	63.93	4,255.40	0.00	4,255.40
01 2320 235 000	EXEC ADMIN - RETIREMENT SUPERINTENDENT	16,215.00	1,500.78	6,003.12	37.02	10,211.88	0.00	10,211.88
01 2320 237 000	EXEC ADMIN - INCR RET CONTR	9,574.00	370.95	1,503.98	15.71	8,070.02	0.00	8,070.02
01 2320 280 000	EXEC ADMIN - HEALTH BEN NON-INSTR	5,858.00	475.00	1,900.00	32.43	3,958.00	0.00	3,958.00
01 2320 281 000	EXEC ADMIN - HEALTH BENEFITS PROF STAFF	4,293.00	677.94	2,711.76	63.17	1,581.24	0.00	1,581.24
01 2320 580 000	EXEC ADMIN - TRAVEL & MILEAGE	8,879.00	443.50	2,772.26	31.22	6,106.74	0.00	6,106.74
01 2320 610 000	EXEC ADMIN - SUPPLIES	276.00	49.00	49.00	17.75	227.00	0.00	227.00
01 2320 734 000	EXEC ADMIN - HARDWARE	0.00	0.00	0.00	0.00	0.00	0.00	0.00
01 2320 810 000	EXEC ADMIN - DUES & FEES	15,380.00	952.00	1,472.00	9.57	13,908.00	0.00	13,908.00
01 2320 890 000	EXEC ADMIN - OTHER MISC	2,846.00	0.00	508.84	17.88	2,337.16	0.00	2,337.16
2320	EXECUTIVE ADMINISTRATION	697,349.00	66,926.23	270,359.19	38.77	426,989.81	0.00	426,989.81
2330	DISTRICT LEGAL SERVICES							
01 2330 314 000	DISTRICT LEGAL SERVICES - LOBBYIST FEES	30,824.00	0.00	6,950.00	22.55	23,874.00	0.00	23,874.00
01 2330 317 000	DISTRICT LEGAL SERVICES	118,161.00	3,955.40	21,944.37	18.57	96,216.63	0.00	96,216.63
2330	DISTRICT LEGAL SERVICES	148,985.00	3,955.40	28,894.37	19.39	120,090.63	0.00	120,090.63
2410	OFFICE OF THE PRINCIPAL							
01 2410 110 001	OFF/PRINCIPAL - SALARIES NON-INSTR BHS	108,044.00	9,036.37	42,844.31	39.65	65,199.69	0.00	65,199.69
01 2410 110 002	OFF/PRINCIPAL - SALARIES NON-INSTR BE	35,184.00	2,700.27	13,186.19	37.48	21,997.81	0.00	21,997.81
01 2410 110 003	OFF/PRINCIPAL - SALARIES NON-INSTR PC	166,288.00	12,809.22	54,616.76	32.84	111,671.24	0.00	111,671.24
01 2410 110 004	OFF/PRINCIPAL - SALARIES NON-INSTR HE	37,527.00	3,121.56	14,857.72	39.59	22,669.28	0.00	22,669.28
01 2410 110 005	OFF/PRINCIPAL - SALARIES NON-INSTR BMS	71,553.00	5,457.37	25,273.44	35.32	46,279.56	0.00	46,279.56
01 2410 110 006	OFF/PRINCIPAL - SALARIES NON-INSTR AP	37,558.00	9,644.01	42,233.86	112.45	(4,675.86)	0.00	(4,675.86)
01 2410 110 007	OFF/PRINCIPAL - SALARIES NON-INSTR SE	37,845.00	3,128.32	14,647.36	38.70	23,197.64	0.00	23,197.64
01 2410 110 008	OFF/PRINCIPAL - SALARIES NON-INSTR BSMS	65,666.00	5,664.28	26,243.51	39.97	39,422.49	0.00	39,422.49
01 2410 111 001	OFF/PRINCIPAL - SALARIES PRINCIPAL BHS	331,808.00	25,150.55	100,602.20	30.32	231,205.80	0.00	231,205.80
01 2410 111 002	OFF/PRINCIPAL - SALARIES PRINCIPAL BE	112,341.00	8,723.65	34,894.60	31.06	77,446.40	0.00	77,446.40
01 2410 111 003	OFF/PRINCIPAL - SALARIES PRINCIPAL PC	114,818.00	8,916.02	35,664.08	31.06	79,153.92	0.00	79,153.92
01 2410 111 004	OFF/PRINCIPAL - SALARIES PRINCIPAL HE	112,341.00	8,723.65	34,894.60	31.06	77,446.40	0.00	77,446.40
01 2410 111 005	OFF/PRINCIPAL - SALARIES PRINCIPAL BMS	194,649.00	15,115.08	60,460.32	31.06	134,188.68	0.00	134,188.68
01 2410 111 006	OFF/PRINCIPAL - SALARIES PRINCIPAL AP	138,951.00	10,790.00	43,160.00	31.06	95,791.00	0.00	95,791.00
01 2410 111 007	OFF/PRINCIPAL - SALARIES PRINCIPAL SE	115,793.00	8,991.67	35,966.68	31.06	79,826.32	0.00	79,826.32
01 2410 111 008	OFF/PRINCIPAL - SALARIES PRINCIPAL BSMS	178,268.00	14,561.75	58,247.00	32.67	120,021.00	0.00	120,021.00
01 2410 120 001	OFF/PRINCIPAL - SUBS NON-INSTR BHS	0.00	0.00	0.00	0.00	0.00	0.00	0.00
01 2410 120 002	OFF/PRINCIPAL - SUBS NON-INSTR BE	960.00	0.00	114.58	11.94	845.42	0.00	845.42
01 2410 120 003	OFF/PRINCIPAL - SUBS NON-INSTR PC	1,312.00	0.00	355.70	27.11	956.30	0.00	956.30
01 2410 120 004	OFF/PRINCIPAL - SUBS NON-INSTR HE	247.00	0.00	0.00	0.00	247.00	0.00	247.00
01 2410 120 005	OFF/PRINCIPAL - SUBS NON-INSTR BMS	0.00	0.00	0.00	0.00	0.00	0.00	0.00
01 2410 120 006	OFF/PRINCIPAL - SUBS NON-INSTR AP	0.00	0.00	0.00	0.00	0.00	0.00	0.00
01 2410 120 007	OFF/PRINCIPAL - SUBS NON-INSTR SE	1,041.00	0.00	0.00	0.00	1,041.00	0.00	1,041.00
01 2410 120 008	OFF/PRINCIPAL - SUBS NON-INSTR BSMS	19,203.00	0.00	0.00	0.00	19,203.00	0.00	19,203.00
01 2410 130 001	OFF/PRINCIPAL - OT NON-INSTR BHS	2,916.00	210.62	1,069.86	36.69	1,846.14	0.00	1,846.14
01 2410 130 002	OFF/PRINCIPAL - OT NON-INSTR BE	3,919.00	482.29	1,718.31	43.85	2,200.69	0.00	2,200.69
01 2410 130 003	OFF/PRINCIPAL - OT NON-INSTR PC	618.00	21.70	190.65	30.85	427.35	0.00	427.35
01 2410 130 004	OFF/PRINCIPAL - OT NON-INSTR HE	1,264.00	48.18	514.04	40.67	749.96	0.00	749.96
01 2410 130 005	OFF/PRINCIPAL - OT NON-INSTR BMS	2,894.00	188.45	1,715.21	59.27	1,178.79	0.00	1,178.79
01 2410 130 006	OFF/PRINCIPAL - OT NON-INSTR AP	3,821.00	286.47	1,055.38	27.62	2,765.62	0.00	2,765.62
01 2410 130 007	OFF/PRINCIPAL - OT NON-INSTR SE	1,597.00	94.06	1,036.04	64.87	560.96	0.00	560.96
01 2410 130 008	OFF/PRINCIPAL - OT NON-INSTR BSMS	1,761.00	155.98	525.54	29.84	1,235.46	0.00	1,235.46
01 2410 150 001	OFF/PRINCIPAL - ADD'L COMP NON-INSTR BHS	7,314.00	440.74	1,762.96	24.10	5,551.04	0.00	5,551.04
01 2410 150 002	OFF/PRINCIPAL - ADD'L COMP NON-INSTR BE	0.00	7.28	29.12	0.00	(29.12)	0.00	(29.12)

Regular; Processing Month 12/2025

Account Number	Account Description	Revised Budget	Expended During Month	Expenditures to Date	% of Budget	Balance at EOM	P/ O Outstanding	Unencumbered Balance
01 2410 150 003	OFF/PRINCIPAL - ADD'L COMP NON-INSTR PC	1,570.00	30.54	122.16	7.78	1,447.84	0.00	1,447.84
01 2410 150 004	OFF/PRINCIPAL - ADD'L COMP NON-INSTR HE	0.00	8.36	33.44	0.00	(33.44)	0.00	(33.44)
01 2410 150 005	OFF/PRINCIPAL - ADD'L COMP NON-INSTR BMS	138.00	48.89	90.56	65.62	47.44	0.00	47.44
01 2410 150 006	OFF/PRINCIPAL - ADD'L COMP NON-INSTR AP	2,003.00	15.77	78.42	3.92	1,924.58	0.00	1,924.58
01 2410 150 007	OFF/PRINCIPAL - ADD'L COMP NON-INSTR SE	0.00	8.40	33.60	0.00	(33.60)	0.00	(33.60)
01 2410 150 008	OFF/PRINCIPAL - ADD'L COMP NON-INSTR BSMS	143.00	14.68	78.43	54.85	64.57	0.00	64.57
01 2410 151 001	OFF/PRINCIPAL - ADD'L COMP PRINCIPAL BHS	2,642.00	55.33	221.32	8.38	2,420.68	0.00	2,420.68
01 2410 151 002	OFF/PRINCIPAL - ADD'L COMP PRINCIPAL BE	225.00	19.19	76.76	34.12	148.24	0.00	148.24
01 2410 151 003	OFF/PRINCIPAL - ADD'L COMP PRINCIPAL PC	230.00	19.62	78.48	34.12	151.52	0.00	151.52
01 2410 151 004	OFF/PRINCIPAL - ADD'L COMP PRINCIPAL HE	225.00	19.19	76.76	34.12	148.24	0.00	148.24
01 2410 151 005	OFF/PRINCIPAL - ADD'L COMP PRINCIPAL BMS	1,311.00	33.25	133.00	10.14	1,178.00	0.00	1,178.00
01 2410 151 006	OFF/PRINCIPAL - ADD'L COMP PRINCIPAL AP	361.00	23.74	94.96	26.30	266.04	0.00	266.04
01 2410 151 007	OFF/PRINCIPAL - ADD'L COMP PRINCIPAL SE	232.00	19.78	79.12	34.10	152.88	0.00	152.88
01 2410 151 008	OFF/PRINCIPAL - ADD'L COMP PRINCIPAL BSMS	1,258.00	32.03	128.12	10.18	1,129.88	0.00	1,129.88
01 2410 210 001	OFF/PRINCIPAL - GROUP INS NON-INSTR BHS	1,134.00	68.71	274.84	24.24	859.16	0.00	859.16
01 2410 210 002	OFF/PRINCIPAL - GROUP INS NON-INSTR BE	0.00	2.10	8.40	0.00	(8.40)	0.00	(8.40)
01 2410 210 003	OFF/PRINCIPAL - GROUP INS NON-INSTR PC	30,871.00	2,122.13	8,488.52	27.50	22,382.48	0.00	22,382.48
01 2410 210 004	OFF/PRINCIPAL - GROUP INS NON-INSTR HE	0.00	2.10	8.40	0.00	(8.40)	0.00	(8.40)
01 2410 210 005	OFF/PRINCIPAL - GROUP INS NON-INSTR BMS	9,176.00	4.20	16.80	0.18	9,159.20	0.00	9,159.20
01 2410 210 006	OFF/PRINCIPAL - GROUP INS NON-INSTR AP	247.00	2,120.03	8,478.02	3,432.40	(8,231.02)	0.00	(8,231.02)
01 2410 210 007	OFF/PRINCIPAL - GROUP INS NON-INSTR SE	12,195.00	912.97	3,651.88	29.95	8,543.12	0.00	8,543.12
01 2410 210 008	OFF/PRINCIPAL - GROUP INS NON-INSTR BSMS	0.00	4.20	16.80	0.00	(16.80)	0.00	(16.80)
01 2410 211 001	OFF/PRINCIPAL - GROUP INS PRINCIPAL BHS	63,367.00	4,335.37	17,341.48	27.37	46,025.52	0.00	46,025.52
01 2410 211 002	OFF/PRINCIPAL - GROUP INS PRINCIPAL BE	0.00	2.10	8.40	0.00	(8.40)	0.00	(8.40)
01 2410 211 003	OFF/PRINCIPAL - GROUP INS PRINCIPAL PC	21,659.00	1,634.13	6,536.52	30.18	15,122.48	0.00	15,122.48
01 2410 211 004	OFF/PRINCIPAL - GROUP INS PRINCIPAL HE	22,000.00	1,411.74	5,646.96	25.67	16,353.04	0.00	16,353.04
01 2410 211 005	OFF/PRINCIPAL - GROUP INS PRINCIPAL BMS	0.00	34.36	137.44	0.00	(137.44)	0.00	(137.44)
01 2410 211 006	OFF/PRINCIPAL - GROUP INS PRINCIPAL AP	32,597.00	2,456.90	9,827.60	30.15	22,769.40	0.00	22,769.40
01 2410 211 007	OFF/PRINCIPAL - GROUP INS PRINCIPAL SE	28,288.00	2,117.93	8,471.72	29.95	19,816.28	0.00	19,816.28
01 2410 211 008	OFF/PRINCIPAL - GROUP INS PRINCIPAL BSMS	49,222.00	3,685.36	14,741.44	29.95	34,480.56	0.00	34,480.56
01 2410 220 001	OFF/PRINCIPAL - SOC SEC NON-INSTR BHS	10,250.00	806.59	3,756.24	36.65	6,493.76	0.00	6,493.76
01 2410 220 002	OFF/PRINCIPAL - SOC SEC NON-INSTR BE	3,095.00	244.02	1,151.21	37.20	1,943.79	0.00	1,943.79
01 2410 220 003	OFF/PRINCIPAL - SOC SEC NON-INSTR PC	13,776.00	1,019.35	4,371.08	31.73	9,404.92	0.00	9,404.92
01 2410 220 004	OFF/PRINCIPAL - SOC SEC NON-INSTR HE	3,480.00	275.00	1,306.00	37.53	2,174.00	0.00	2,174.00
01 2410 220 005	OFF/PRINCIPAL - SOC SEC NON-INSTR BMS	6,732.00	535.74	2,471.94	36.72	4,260.06	0.00	4,260.06
01 2410 220 006	OFF/PRINCIPAL - SOC SEC NON-INSTR AP	3,807.00	762.16	3,290.86	86.44	516.14	0.00	516.14
01 2410 220 007	OFF/PRINCIPAL - SOC SEC NON-INSTR SE	3,148.00	247.16	1,202.35	38.19	1,945.65	0.00	1,945.65
01 2410 220 008	OFF/PRINCIPAL - SOC SEC NON-INSTR BSMS	5,704.00	478.25	2,181.36	38.24	3,522.64	0.00	3,522.64
01 2410 221 001	OFF/PRINCIPAL - SOC SEC PRINCIPAL BHS	26,946.00	1,935.34	7,741.36	28.73	19,204.64	0.00	19,204.64
01 2410 221 002	OFF/PRINCIPAL - SOC SEC PRINCIPAL BE	9,733.00	724.28	2,897.12	29.77	6,835.88	0.00	6,835.88
01 2410 221 003	OFF/PRINCIPAL - SOC SEC PRINCIPAL PC	8,933.00	678.52	2,714.08	30.38	6,218.92	0.00	6,218.92
01 2410 221 004	OFF/PRINCIPAL - SOC SEC PRINCIPAL HE	8,426.00	640.83	2,563.32	30.42	5,862.68	0.00	5,862.68
01 2410 221 005	OFF/PRINCIPAL - SOC SEC PRINCIPAL BMS	15,574.00	1,172.97	4,691.88	30.13	10,882.12	0.00	10,882.12
01 2410 221 006	OFF/PRINCIPAL - SOC SEC PRINCIPAL AP	10,786.00	818.56	3,274.24	30.36	7,511.76	0.00	7,511.76
01 2410 221 007	OFF/PRINCIPAL - SOC SEC PRINCIPAL SE	8,852.00	672.53	2,690.12	30.39	6,161.88	0.00	6,161.88
01 2410 221 008	OFF/PRINCIPAL - SOC SEC PRINCIPAL BSMS	13,596.00	1,097.18	4,388.72	32.28	9,207.28	0.00	9,207.28
01 2410 230 001	OFF/PRINCIPAL - RETIREMENT NON-INSTR BHS	6,948.00	679.66	3,227.70	46.46	3,720.30	0.00	3,720.30
01 2410 230 002	OFF/PRINCIPAL - RETIREMENT NON-INSTR BE	2,401.00	233.92	1,095.48	45.63	1,305.52	0.00	1,305.52
01 2410 230 003	OFF/PRINCIPAL - RETIREMENT NON-INSTR PC	10,335.00	943.07	4,028.35	38.98	6,306.65	0.00	6,306.65
01 2410 230 004	OFF/PRINCIPAL - RETIREMENT NON-INSTR HE	2,394.00	232.98	1,129.83	47.19	1,264.17	0.00	1,264.17
01 2410 230 005	OFF/PRINCIPAL - RETIREMENT NON-INSTR BMS	4,592.00	417.53	1,986.23	43.25	2,605.77	0.00	2,605.77
01 2410 230 006	OFF/PRINCIPAL - RETIREMENT NON-INSTR AP	2,606.00	729.89	3,181.76	122.09	(575.76)	0.00	(575.76)
01 2410 230 007	OFF/PRINCIPAL - RETIREMENT NON-INSTR SE	2,432.00	236.84	1,152.72	47.40	1,279.28	0.00	1,279.28
01 2410 230 008	OFF/PRINCIPAL - RETIREMENT NON-INSTR BSMS	4,165.00	427.79	1,968.98	47.27	2,196.02	0.00	2,196.02
01 2410 231 001	OFF/PRINCIPAL - RETIREMENT PRINCIPAL BHS	20,682.00	1,848.57	7,394.28	35.75	13,287.72	0.00	13,287.72

Account Number	Account Description	Revised Budget	Expended During Month	Expenditures to Date	% of Budget	Balance at EOM	P/ O Outstanding	Unencumbered Balance
01 2410 733 001	OFF/PRINCIPAL - FURN & EQUIP BHS	0.00	0.00	0.00	0.00	0.00	0.00	0.00
01 2410 733 002	OFF/PRINCIPAL - FURN & EQUIP BE	0.00	0.00	0.00	0.00	0.00	0.00	0.00
01 2410 733 003	OFF/PRINCIPAL - FURN & EQUIP PC	0.00	0.00	0.00	0.00	0.00	0.00	0.00
01 2410 733 004	OFF/PRINCIPAL - FURN & EQUIP HE	0.00	347.97	347.97	0.00	(347.97)	0.00	(347.97)
01 2410 733 005	OFF/PRINCIPAL - FURN & EQUIP BMS	0.00	0.00	0.00	0.00	0.00	0.00	0.00
01 2410 733 006	OFF/PRINCIPAL - FURN & EQUIP AP	0.00	0.00	5,650.19	0.00	(5,650.19)	0.00	(5,650.19)
01 2410 733 007	OFF/PRINCIPAL - FURN & EQUIP SE	2,187.00	0.00	0.00	0.00	2,187.00	0.00	2,187.00
01 2410 733 008	OFF/PRINCIPAL - FURN & EQUIP BSMS	0.00	0.00	0.00	0.00	0.00	0.00	0.00
01 2410 810 001	OFF/PRINCIPAL - DUES & FEES BHS	23,369.00	2,011.50	5,842.10	25.00	17,526.90	0.00	17,526.90
01 2410 810 002	OFF/PRINCIPAL - DUES & FEES BE	1,161.00	0.00	0.00	0.00	1,161.00	0.00	1,161.00
01 2410 810 003	OFF/PRINCIPAL - DUES & FEES PC	0.00	0.00	435.00	0.00	(435.00)	0.00	(435.00)
01 2410 810 004	OFF/PRINCIPAL - DUES & FEES HE	782.00	685.00	735.00	93.99	47.00	0.00	47.00
01 2410 810 005	OFF/PRINCIPAL - DUES & FEES BMS	3,453.00	0.00	0.00	0.00	3,453.00	0.00	3,453.00
01 2410 810 006	OFF/PRINCIPAL - DUES & FEES AP	2,818.00	0.00	50.00	1.77	2,768.00	0.00	2,768.00
01 2410 810 007	OFF/PRINCIPAL - DUES & FEES SE	1,565.00	0.00	50.00	3.19	1,515.00	0.00	1,515.00
01 2410 810 008	OFF/PRINCIPAL - DUES & FEES BSMS	4,626.00	0.00	0.00	0.00	4,626.00	0.00	4,626.00
01 2410 890 001	OFF/PRINCIPAL - OTHER MISC BHS	1,158.00	0.00	0.00	0.00	1,158.00	0.00	1,158.00
01 2410 890 002	OFF/PRINCIPAL - OTHER MISC BE	4,215.00	0.00	0.00	0.00	4,215.00	0.00	4,215.00
01 2410 890 003	OFF/PRINCIPAL - OTHER MISC PC	140.00	0.00	0.00	0.00	140.00	0.00	140.00
01 2410 890 004	OFF/PRINCIPAL - OTHER MISC HE	1,594.00	0.00	0.00	0.00	1,594.00	0.00	1,594.00
01 2410 890 005	OFF/PRINCIPAL - OTHER MISC BMS	1,704.00	0.00	0.00	0.00	1,704.00	0.00	1,704.00
01 2410 890 006	OFF/PRINCIPAL - OTHER MISC AP	0.00	0.00	0.00	0.00	0.00	0.00	0.00
01 2410 890 007	OFF/PRINCIPAL - OTHER MISC SE	0.00	0.00	0.00	0.00	0.00	0.00	0.00
01 2410 890 008	OFF/PRINCIPAL - OTHER MISC BSMS	1,125.00	0.00	0.00	0.00	1,125.00	0.00	1,125.00
2410	OFFICE OF THE PRINCIPAL	2,679,622.00	212,477.44	894,512.24	33.38	1,785,109.76	25.04	1,785,084.72
2490	SCHOOL ADMIN OTHER							
01 2490 111 001	OTH BLDG ADMIN - SALARIES AD BHS	61,831.00	4,790.88	19,163.52	30.99	42,667.48	0.00	42,667.48
01 2490 111 005	OTH BLDG ADMIN - SALARIES AD BMS	58,397.00	4,534.74	18,138.96	31.06	40,258.04	0.00	40,258.04
01 2490 111 008	OTH BLDG ADMIN - SALARIES AD BSMS	45,226.00	4,221.33	16,885.32	37.34	28,340.68	0.00	28,340.68
01 2490 151 001	OTH BLDG ADMIN - ADD'L COMP AD BHS	0.00	10.54	42.16	0.00	(42.16)	0.00	(42.16)
01 2490 151 005	OTH BLDG ADMIN - ADD'L COMP AD BMS	0.00	9.98	39.92	0.00	(39.92)	0.00	(39.92)
01 2490 151 008	OTH BLDG ADMIN - ADD'L COMP AD BSMS	0.00	9.29	37.16	0.00	(37.16)	0.00	(37.16)
01 2490 211 001	OTH BLDG ADMIN - GROUP INS AD BHS	432.00	32.26	129.04	29.87	302.96	0.00	302.96
01 2490 211 005	OTH BLDG ADMIN - GROUP INS AD BMS	0.00	32.25	129.00	0.00	(129.00)	0.00	(129.00)
01 2490 211 008	OTH BLDG ADMIN - GROUP INS AD BSMS	16,407.00	1,228.44	4,913.76	29.95	11,493.24	0.00	11,493.24
01 2490 220 005	OTH BLDG ADMIN - SOC SEC NON-INSTR BMS	0.00	0.00	0.00	0.00	0.00	0.00	0.00
01 2490 221 001	OTH BLDG ADMIN - SOC SEC AD BHS	5,052.00	383.09	1,532.36	30.33	3,519.64	0.00	3,519.64
01 2490 221 005	OTH BLDG ADMIN - SOC SEC AD BMS	4,586.00	347.44	1,389.78	30.30	3,196.22	0.00	3,196.22
01 2490 221 008	OTH BLDG ADMIN - SOC SEC AD BSMS	3,474.00	318.82	1,275.30	36.71	2,198.70	0.00	2,198.70
01 2490 231 001	OTH BLDG ADMIN - RETIREMENT AD BHS	3,825.00	352.13	1,408.52	36.82	2,416.48	0.00	2,416.48
01 2490 231 005	OTH BLDG ADMIN - RETIREMENT AD BMS	3,621.00	333.30	1,333.20	36.82	2,287.80	0.00	2,287.80
01 2490 231 008	OTH BLDG ADMIN - RETIREMENT AD BSMS	2,794.00	310.27	1,241.08	44.42	1,552.92	0.00	1,552.92
01 2490 237 001	OTH BLDG ADMIN - INCR RET CONTR AD BHS	1,153.00	34.98	139.92	12.14	1,013.08	0.00	1,013.08
01 2490 237 005	OTH BLDG ADMIN - INCR RET CONTR AD BMS	1,091.00	33.10	132.40	12.14	958.60	0.00	958.60
01 2490 237 008	OTH BLDG ADMIN - INCR RET CONTR AD BSMS	822.00	30.81	123.26	15.00	698.74	0.00	698.74
01 2490 281 001	OTH BLDG ADMIN - HEALTH BEN AD BHS	2,564.00	206.30	825.20	32.18	1,738.80	0.00	1,738.80
01 2490 281 005	OTH BLDG ADMIN - HEALTH BEN AD BMS	1,464.00	103.15	412.60	28.18	1,051.40	0.00	1,051.40
01 2490 281 008	OTH BLDG ADMIN - HEALTH BEN AD BSMS	0.00	0.00	0.00	0.00	0.00	0.00	0.00
01 2490 810 001	OTH BLDG ADMIN - DUES & FEES BHS	0.00	0.00	0.00	0.00	0.00	0.00	0.00
01 2490 810 005	OTH BLDG ADMIN - DUES & FEES BMS	0.00	0.00	0.00	0.00	0.00	0.00	0.00
01 2490 810 008	OTH BLDG ADMIN - DUES & FEES BSMS	0.00	0.00	0.00	0.00	0.00	0.00	0.00
2490	SCHOOL ADMIN OTHER	212,739.00	17,323.10	69,292.46	32.57	143,446.54	0.00	143,446.54
2510	FISCAL SERVICES							
01 2510 110 000	FISCAL SERV - SALARIES NON-INSTR	127,956.00	8,786.75	37,907.99	29.63	90,048.01	0.00	90,048.01

Regular; Processing Month 12/2025

Account Number	Account Description	Revised Budget	Expended During Month	Expenditures to Date	% of Budget	Balance at EOM	P/ O Outstanding	Unencumbered Balance
01 2570 735 000	PERSONNEL SERVICES - SOFTWARE	0.00	0.00	0.00	0.00	0.00	0.00	0.00
01 2570 810 000	PERSONNEL SERVICES - DUES & FEES	18,587.00	1,260.65	7,533.20	40.53	11,053.80	0.00	11,053.80
01 2570 890 000	PERSONNEL SERVICES - OTHER MISC	0.00	0.00	0.00	0.00	0.00	0.00	0.00
2570	PERSONNEL SERVICES	29,430.00	2,305.27	12,706.86	43.18	16,723.14	0.00	16,723.14
2580	ADMIN TECH SERVICES							
01 2580 110 000	ADMIN TECH SERV - SALARIES NON-INSTR	77,592.00	3,624.75	15,586.88	20.09	62,005.12	0.00	62,005.12
01 2580 130 000	ADMIN TECH SERV - OT SALARIES NON-INSTR	504.00	11.81	254.10	50.42	249.90	0.00	249.90
01 2580 150 000	ADMIN TECH SERV - ADD'L COMP NON-INSTR	0.00	8.58	34.32	0.00	(34.32)	0.00	(34.32)
01 2580 210 000	ADMIN TECH SERV - GROUP INS NON-INSTR	2,684.00	2.10	8.40	0.31	2,675.60	0.00	2,675.60
01 2580 220 000	ADMIN TECH SERV - SOC SEC NON-INSTR	6,088.00	350.26	1,500.05	24.64	4,587.95	0.00	4,587.95
01 2580 230 000	ADMIN TECH SERV - RETIREMENT NON-INSTR	4,834.00	267.29	1,164.32	24.09	3,669.68	0.00	3,669.68
01 2580 237 000	ADMIN TECH SERV - INCR RET CONTR	1,416.00	26.55	115.65	8.17	1,300.35	0.00	1,300.35
01 2580 280 000	ADMIN TECH SERV - HEALTH BEN NON-INSTR	1,953.00	950.00	3,800.00	194.57	(1,847.00)	0.00	(1,847.00)
01 2580 580 000	ADMIN TECH SERV - TRAVEL & MILEAGE	0.00	0.00	0.00	0.00	0.00	0.00	0.00
2580	ADMIN TECH SERVICES	95,071.00	5,241.34	22,463.72	23.63	72,607.28	0.00	72,607.28
2590	CENTRAL SRVCS							
01 2590 110 000	CENTR SRVCS - SALARIES NON-INSTR DIST	53,830.00	7,247.05	31,404.18	58.34	22,425.82	0.00	22,425.82
01 2590 130 000	CENTR SRVCS - OT SALARIES NON-INSTR DIST	279.00	2.27	113.25	40.59	165.75	0.00	165.75
01 2590 150 000	CENTR SRVCS - ADD'L COMP NON-INSTR DIS	202.00	17.75	71.00	35.15	131.00	0.00	131.00
01 2590 210 000	CENTR SRVCS - GROUP INS NON-INSTR DIST	0.00	915.07	3,660.28	0.00	(3,660.28)	0.00	(3,660.28)
01 2590 220 000	CENTR SRVCS - SOC SEC NON-INSTR DIST	5,216.00	555.43	2,414.53	46.29	2,801.47	0.00	2,801.47
01 2590 230 000	CENTR SRVCS - RETIREMENT NON-INSTR DIST	3,350.00	532.83	2,316.53	69.15	1,033.47	0.00	1,033.47
01 2590 237 000	CENTR SRVCS - INCR RET CONTR DIST	1,006.00	52.92	230.07	22.87	775.93	0.00	775.93
01 2590 280 000	CENTR SRVCS - HEALTH BEN NON-INSTR DIST	11,716.00	0.00	0.00	0.00	11,716.00	0.00	11,716.00
2590	CENTRAL SRVCS	75,599.00	9,323.32	40,209.84	53.19	35,389.16	0.00	35,389.16
2610	OP OF BLDGS							
01 2610 110 000	OP OF BLDGS - SALARIES NON-INSTR DIST	66,463.00	4,466.98	19,310.21	29.05	47,152.79	0.00	47,152.79
01 2610 110 001	OP OF BLDGS - SALARIES NON-INSTR BHS	117,818.00	8,767.95	37,004.80	31.41	80,813.20	0.00	80,813.20
01 2610 110 002	OP OF BLDGS - SALARIES NON-INSTR BE	70,611.00	4,868.56	21,074.74	29.85	49,536.26	0.00	49,536.26
01 2610 110 003	OP OF BLDGS - SALARIES NON-INSTR PC	64,010.00	4,675.41	23,619.10	36.90	40,390.90	0.00	40,390.90
01 2610 110 004	OP OF BLDGS - SALARIES NON-INSTR HE	57,639.00	4,154.28	18,035.57	31.29	39,603.43	0.00	39,603.43
01 2610 110 005	OP OF BLDGS - SALARIES NON-INSTR BMS	97,508.00	7,158.21	30,314.51	31.09	67,193.49	0.00	67,193.49
01 2610 110 006	OP OF BLDGS - SALARIES NON-INSTR AP	69,381.00	4,970.38	21,129.33	30.45	48,251.67	0.00	48,251.67
01 2610 110 007	OP OF BLDGS - SALARIES NON-INSTR SE	58,198.00	4,259.21	18,095.87	31.09	40,102.13	0.00	40,102.13
01 2610 110 008	OP OF BLDGS - SALARIES NON-INSTR BSMS	80,762.00	5,947.09	24,850.21	30.77	55,911.79	0.00	55,911.79
01 2610 116 000	OP OF BLDGS - SALARIES PROF NON-CER DIST	107,263.00	8,329.37	33,317.48	31.06	73,945.52	0.00	73,945.52
01 2610 120 000	OP OF BLDGS - TEMP SALARIES NON-INSTR DIST	24,234.00	0.00	333.26	1.38	23,900.74	0.00	23,900.74
01 2610 130 000	OP OF BLDGS - OT SALARIES NON-INSTR DIST	11,931.00	489.73	3,485.84	29.22	8,445.16	0.00	8,445.16
01 2610 130 001	OP OF BLDGS - OT SALARIES NON-INSTR BHS	17,993.00	1,047.13	4,683.94	26.03	13,309.06	0.00	13,309.06
01 2610 130 002	OP OF BLDGS - OT SALARIES NON-INSTR BE	15,824.00	1,392.57	6,516.41	41.18	9,307.59	0.00	9,307.59
01 2610 130 003	OP OF BLDGS - OT SALARIES NON-INSTR PC	19,467.00	1,357.36	3,416.80	17.55	16,050.20	0.00	16,050.20
01 2610 130 004	OP OF BLDGS - OT SALARIES NON-INSTR HE	12,910.00	667.44	3,549.64	27.50	9,360.36	0.00	9,360.36
01 2610 130 005	OP OF BLDGS - OT SALARIES NON-INSTR BMS	8,826.00	876.09	3,733.00	42.30	5,093.00	0.00	5,093.00
01 2610 130 006	OP OF BLDGS - OT SALARIES NON-INSTR AP	9,017.00	713.83	2,635.67	29.23	6,381.33	0.00	6,381.33
01 2610 130 007	OP OF BLDGS - OT SALARIES NON-INSTR SE	3,309.00	458.99	2,011.99	60.80	1,297.01	0.00	1,297.01
01 2610 130 008	OP OF BLDGS - OT SALARIES NON-INSTR BSMS	9,632.00	682.36	3,878.65	40.27	5,753.35	0.00	5,753.35
01 2610 150 000	OP OF BLDGS - ADD'L COMP NON-INSTR DIST	427.00	10.24	40.96	9.59	386.04	0.00	386.04
01 2610 150 001	OP OF BLDGS - ADD'L COMP NON-INSTR BHS	233.00	19.89	79.56	34.15	153.44	0.00	153.44
01 2610 150 002	OP OF BLDGS - ADD'L COMP NON-INSTR BE	134.00	11.47	45.88	34.24	88.12	0.00	88.12
01 2610 150 003	OP OF BLDGS - ADD'L COMP NON-INSTR PC	761.00	40.44	161.76	21.26	599.24	0.00	599.24
01 2610 150 004	OP OF BLDGS - ADD'L COMP NON-INSTR HE	112.00	9.59	38.36	34.25	73.64	0.00	73.64
01 2610 150 005	OP OF BLDGS - ADD'L COMP NON-INSTR BMS	854.00	46.56	186.24	21.81	667.76	0.00	667.76
01 2610 150 006	OP OF BLDGS - ADD'L COMP NON-INSTR AP	135.00	11.54	46.16	34.19	88.84	0.00	88.84
01 2610 150 007	OP OF BLDGS - ADD'L COMP NON-INSTR SE	574.00	39.92	159.68	27.82	414.32	0.00	414.32

Account Number	Account Description	Revised Budget	Expended During Month	Expenditures to Date	% of Budget	Balance at EOM	P/ O Outstanding	Unencumbered Balance
01 2610 350 004	OP OF BLDGS - TECH SERVICES HE	0.00	0.00	0.00	0.00	0.00	0.00	0.00
01 2610 382 000	OP OF BLDGS - DISTANCE ED & TELECOM DIST	12,517.00	751.81	3,107.93	24.83	9,409.07	0.00	9,409.07
01 2610 382 001	OP OF BLDGS - DISTANCE ED & TELECOM BHS	3,284.00	213.31	850.48	25.90	2,433.52	0.00	2,433.52
01 2610 382 002	OP OF BLDGS - DISTANCE ED & TELECOM BE	2,185.00	141.99	565.11	25.86	1,619.89	0.00	1,619.89
01 2610 382 003	OP OF BLDGS - DISTANCE ED & TELECOM PC	2,134.00	138.66	552.74	25.90	1,581.26	0.00	1,581.26
01 2610 382 004	OP OF BLDGS - DISTANCE ED & TELECOM HE	2,020.00	131.31	523.34	25.91	1,496.66	0.00	1,496.66
01 2610 382 005	OP OF BLDGS - DISTANCE ED & TELECOM BMS	1,066.00	69.25	276.06	25.90	789.94	0.00	789.94
01 2610 382 006	OP OF BLDGS - DISTANCE ED & TELECOM AP	2,525.00	164.13	654.32	25.91	1,870.68	0.00	1,870.68
01 2610 382 007	OP OF BLDGS - DISTANCE ED & TELECOM SE	1,010.00	65.65	261.66	25.91	748.34	0.00	748.34
01 2610 382 008	OP OF BLDGS - DISTANCE ED & TELECOM BSMS	1,515.00	98.48	392.50	25.91	1,122.50	0.00	1,122.50
01 2610 410 001	OP OF BLDGS - WATER & SEWER BHS	0.00	0.00	267.77	0.00	(267.77)	0.00	(267.77)
01 2610 410 002	OP OF BLDGS - WATER & SEWER BE	0.00	0.00	0.00	0.00	0.00	0.00	0.00
01 2610 410 003	OP OF BLDGS - WATER & SEWER PC	0.00	0.00	14.12	0.00	(14.12)	0.00	(14.12)
01 2610 410 004	OP OF BLDGS - WATER & SEWER HE	0.00	0.00	0.00	0.00	0.00	0.00	0.00
01 2610 410 005	OP OF BLDGS - WATER & SEWER BMS	0.00	0.00	0.00	0.00	0.00	0.00	0.00
01 2610 410 006	OP OF BLDGS - WATER & SEWER AP	0.00	0.00	0.00	0.00	0.00	0.00	0.00
01 2610 410 007	OP OF BLDGS - WATER & SEWER SE	0.00	0.00	0.00	0.00	0.00	0.00	0.00
01 2610 410 008	OP OF BLDGS - WATER & SEWER BSMS	0.00	0.00	0.00	0.00	0.00	0.00	0.00
01 2610 431 000	OP OF BLDGS - REPAIRS & MAINT DIST	52,998.00	706.75	5,250.77	10.00	47,747.23	50.00	47,697.23
01 2610 431 001	OP OF BLDGS - REPAIRS & MAINT BHS	220,049.00	12,051.58	91,077.96	41.39	128,971.04	0.00	128,971.04
01 2610 431 002	OP OF BLDGS - REPAIRS & MAINT BE	59,407.00	6,336.63	18,813.28	46.83	40,593.72	9,008.00	31,585.72
01 2610 431 003	OP OF BLDGS - REPAIRS & MAINT PC	20,103.00	400.00	6,360.21	63.95	13,742.79	6,496.00	7,246.79
01 2610 431 004	OP OF BLDGS - REPAIRS & MAINT HE	130,623.00	33,473.45	53,982.40	42.69	76,640.60	1,780.00	74,860.60
01 2610 431 005	OP OF BLDGS - REPAIRS & MAINT BMS	107,619.00	13,449.25	20,085.65	27.02	87,533.35	8,992.00	78,541.35
01 2610 431 006	OP OF BLDGS - REPAIRS & MAINT AP	62,375.00	5,043.62	22,686.03	36.37	39,688.97	0.00	39,688.97
01 2610 431 007	OP OF BLDGS - REPAIRS & MAINT SE	51,400.00	7,396.85	19,569.03	38.07	31,830.97	0.00	31,830.97
01 2610 431 008	OP OF BLDGS - REPAIRS & MAINT BSMS	1,091.00	464.95	9,299.34	852.37	(8,208.34)	0.00	(8,208.34)
01 2610 440 000	OP OF BLDGS - RENTALS DIST	208,900.00	14,177.03	54,853.46	26.26	154,046.54	0.00	154,046.54
01 2610 440 001	OP OF BLDGS - RENTALS BHS	0.00	0.00	0.00	0.00	0.00	0.00	0.00
01 2610 440 002	OP OF BLDGS - RENTALS BE	623.00	41.00	164.00	26.32	459.00	0.00	459.00
01 2610 440 003	OP OF BLDGS - RENTALS PC	0.00	0.00	0.00	0.00	0.00	0.00	0.00
01 2610 440 004	OP OF BLDGS - RENTALS HE	1,110.00	0.00	0.00	0.00	1,110.00	0.00	1,110.00
01 2610 440 005	OP OF BLDGS - RENTALS BMS	0.00	0.00	0.00	0.00	0.00	0.00	0.00
01 2610 440 006	OP OF BLDGS - RENTALS AP	0.00	0.00	860.00	0.00	(860.00)	0.00	(860.00)
01 2610 440 007	OP OF BLDGS - RENTALS SE	0.00	0.00	0.00	0.00	0.00	0.00	0.00
01 2610 440 008	OP OF BLDGS - RENTALS BSMS	0.00	0.00	0.00	0.00	0.00	0.00	0.00
01 2610 520 000	OP OF BLDGS - LIABILITY INS DIST	0.00	0.00	0.00	0.00	0.00	0.00	0.00
01 2610 520 001	OP OF BLDGS - LIABILITY INS BHS	0.00	0.00	0.00	0.00	0.00	0.00	0.00
01 2610 520 002	OP OF BLDGS - LIABILITY INS BE	0.00	0.00	0.00	0.00	0.00	0.00	0.00
01 2610 520 003	OP OF BLDGS - LIABILITY INS PC	0.00	0.00	0.00	0.00	0.00	0.00	0.00
01 2610 520 004	OP OF BLDGS - LIABILITY INS HE	0.00	0.00	0.00	0.00	0.00	0.00	0.00
01 2610 520 005	OP OF BLDGS - LIABILITY INS BMS	0.00	0.00	0.00	0.00	0.00	0.00	0.00
01 2610 520 006	OP OF BLDGS - LIABILITY INS AP	0.00	0.00	0.00	0.00	0.00	0.00	0.00
01 2610 520 007	OP OF BLDGS - LIABILITY INS SE	0.00	0.00	0.00	0.00	0.00	0.00	0.00
01 2610 520 008	OP OF BLDGS - LIABILITY INS BSMS	0.00	0.00	0.00	0.00	0.00	0.00	0.00
01 2610 530 000	OP OF BLDGS - TELEPHONE DIST	0.00	0.00	0.00	0.00	0.00	0.00	0.00
01 2610 530 001	OP OF BLDGS - TELEPHONE BHS	0.00	0.00	0.00	0.00	0.00	0.00	0.00
01 2610 530 002	OP OF BLDGS - TELEPHONE BE	0.00	0.00	0.00	0.00	0.00	0.00	0.00
01 2610 530 003	OP OF BLDGS - TELEPHONE PC	0.00	0.00	0.00	0.00	0.00	0.00	0.00
01 2610 530 004	OP OF BLDGS - TELEPHONE HE	0.00	0.00	0.00	0.00	0.00	0.00	0.00
01 2610 530 005	OP OF BLDGS - TELEPHONE BMS	0.00	0.00	0.00	0.00	0.00	0.00	0.00
01 2610 530 006	OP OF BLDGS - TELEPHONE AP	0.00	0.00	0.00	0.00	0.00	0.00	0.00
01 2610 530 007	OP OF BLDGS - TELEPHONE SE	0.00	0.00	0.00	0.00	0.00	0.00	0.00
01 2610 530 008	OP OF BLDGS - TELEPHONE BSMS	0.00	0.00	0.00	0.00	0.00	0.00	0.00
01 2610 531 000	OP OF BLDGS - POSTAGE DIST	25,687.00	0.00	0.00	0.00	25,687.00	0.00	25,687.00

01/09/2026 02:07 PM

Regular; Processing Month 12/2025

User ID: MDT

Account Number	Account Description	Revised Budget	Expended During Month	Expenditures to Date	% of Budget	Balance at EOM	P/ O Outstanding	Unencumbered Balance
01 2660 590 004	SECURITY - PURCHASED SERVICES HE	0.00	0.00	0.00	0.00	0.00	0.00	0.00
01 2660 590 005	SECURITY - PURCHASED SERVICES BMS	0.00	0.00	690.42	0.00	(690.42)	0.00	(690.42)
01 2660 590 006	SECURITY - PURCHASED SERVICES AP	0.00	0.00	0.00	0.00	0.00	0.00	0.00
01 2660 590 007	SECURITY - PURCHASED SERVICES SE	0.00	0.00	0.00	0.00	0.00	0.00	0.00
01 2660 590 008	SECURITY - PURCHASED SERVICES BSMS	0.00	0.00	0.00	0.00	0.00	0.00	0.00
01 2660 610 000	SECURITY - SUPPLIES DIST	1,499.00	0.00	0.00	0.00	1,499.00	0.00	1,499.00
01 2660 610 001	SECURITY - SUPPLIES BHS	962.00	0.00	0.00	0.00	962.00	0.00	962.00
01 2660 610 002	SECURITY - SUPPLIES BE	0.00	0.00	0.00	0.00	0.00	0.00	0.00
01 2660 610 003	SECURITY - SUPPLIES PC	0.00	0.00	0.00	0.00	0.00	0.00	0.00
01 2660 610 004	SECURITY - SUPPLIES HE	0.00	0.00	0.00	0.00	0.00	0.00	0.00
01 2660 610 005	SECURITY - SUPPLIES BMS	0.00	0.00	0.00	0.00	0.00	0.00	0.00
01 2660 610 006	SECURITY - SUPPLIES AP	0.00	0.00	0.00	0.00	0.00	0.00	0.00
01 2660 610 007	SECURITY - SUPPLIES SE	0.00	0.00	0.00	0.00	0.00	0.00	0.00
01 2660 610 008	SECURITY - SUPPLIES BSMS	0.00	0.00	233.60	0.00	(233.60)	0.00	(233.60)
01 2660 733 000	SECURITY - FURN & FIXTURES DIST	0.00	0.00	0.00	0.00	0.00	0.00	0.00
01 2660 733 001	SECURITY - FURN & FIXTURES BHS	0.00	0.00	0.00	0.00	0.00	0.00	0.00
01 2660 733 002	SECURITY - FURN & FIXTURES BE	0.00	0.00	0.00	0.00	0.00	0.00	0.00
01 2660 733 003	SECURITY - FURN & FIXTURES PC	0.00	0.00	0.00	0.00	0.00	0.00	0.00
01 2660 733 004	SECURITY - FURN & FIXTURES HE	0.00	0.00	0.00	0.00	0.00	0.00	0.00
01 2660 733 005	SECURITY - FURN & FIXTURES BMS	0.00	0.00	0.00	0.00	0.00	0.00	0.00
01 2660 733 006	SECURITY - FURN & FIXTURES AP	0.00	0.00	0.00	0.00	0.00	0.00	0.00
01 2660 733 007	SECURITY - FURN & FIXTURES SE	0.00	0.00	0.00	0.00	0.00	0.00	0.00
01 2660 733 008	SECURITY - FURN & FIXTURES BSMS	0.00	0.00	0.00	0.00	0.00	0.00	0.00
2660 SECURITY		95,843.00	57,000.00	78,865.11	88.28	16,977.89	5,745.00	11,232.89
2710 REGULAR PUPIL TRANSPORTATION								
01 2710 110 000	REG TRANSP - SALARIES NON-INSTR	369,665.00	31,862.05	140,227.64	37.93	229,437.36	0.00	229,437.36
01 2710 120 000	REG TRANSP - SUBS NON-INSTR	0.00	0.00	0.00	0.00	0.00	0.00	0.00
01 2710 130 000	REG TRANSP - OT SALARIES NON-INSTR	16,833.00	1,433.81	6,411.81	38.09	10,421.19	0.00	10,421.19
01 2710 150 000	REG TRANSP - ADD'L COMP NON-INSTR	1,096.00	6.95	27.80	2.54	1,068.20	0.00	1,068.20
01 2710 210 000	REG TRANSP - GROUP INS NON-INSTR	6,046.00	1,232.90	5,054.80	83.61	991.20	0.00	991.20
01 2710 220 000	REG TRANSP - SOC SEC NON-INSTR	30,519.00	2,569.72	11,307.53	37.05	19,211.47	0.00	19,211.47
01 2710 230 000	REG TRANSP - RETIREMENT NON-INSTR	23,255.00	2,396.95	10,520.91	45.24	12,734.09	0.00	12,734.09
01 2710 237 000	REG TRANSP - INCR RET CONTR	7,811.00	238.05	1,044.87	13.38	6,766.13	0.00	6,766.13
01 2710 280 000	REG TRANSP - HEALTH BEN NON-INSTR DIST	4,393.00	356.25	1,425.00	32.44	2,968.00	0.00	2,968.00
01 2710 332 000	REG TRANSP - MILEAGE TO PARENTS	0.00	1,675.90	2,084.49	0.00	(2,084.49)	0.00	(2,084.49)
01 2710 340 000	REG TRANSP - OTHER PROF SERVICES	0.00	0.00	0.00	0.00	0.00	0.00	0.00
01 2710 490 000	REG TRANSP - REPAIRS & MAINT	92,892.00	19,739.57	40,524.90	44.86	52,367.10	1,147.64	51,219.46
01 2710 510 000	REG TRANSP - CONTR STUDENT TRANSP	0.00	0.00	872.00	0.00	(872.00)	0.00	(872.00)
01 2710 510 001	REG TRANSP - CONTR STUDENT TRANSP BHS	0.00	0.00	0.00	0.00	0.00	0.00	0.00
01 2710 519 000	REG TRANSP - ST TRANSP OTHER SOURCES	367,522.00	50,329.26	114,057.59	40.85	253,464.41	36,090.86	217,373.55
01 2710 519 001	REG TRANSP - ST TRANSP OTHER SOURCES BHS	338.00	7,703.09	9,241.09	2,734.05	(8,903.09)	0.00	(8,903.09)
01 2710 610 000	REG TRANSP - SUPPLIES	20,691.00	3,031.68	9,096.47	68.96	11,594.53	5,172.28	6,422.25
01 2710 626 000	REG TRANSP - GAS & OIL	104,816.00	8,045.54	33,555.00	34.77	71,261.00	2,892.63	68,368.37
01 2710 732 000	REG TRANSP - VEHICLE ACQUISITION	128,435.00	0.00	0.00	0.00	128,435.00	0.00	128,435.00
01 2710 810 000	REG TRANSP - DUES & FEES	31,881.00	1,286.20	3,087.15	9.68	28,793.85	0.00	28,793.85
01 2710 890 000	REG TRANSP - OTHER MISC	0.00	0.00	0.00	0.00	0.00	0.00	0.00
2710 REGULAR PUPIL TRANSPORTATION		1,206,193.00	131,907.92	388,539.05	35.97	817,653.95	45,303.41	772,350.54
2712 SCHOOL AGE SPEC ED TRANSPORT								
01 2712 110 000	SPED TRANSP - SALARIES NON-INSTR	235,618.00	20,900.23	86,780.62	36.83	148,837.38	0.00	148,837.38
01 2712 112 000	SPED TRANSP - SALARIES INSTR AIDES	14,452.00	1,301.14	5,588.04	38.67	8,863.96	0.00	8,863.96
01 2712 120 000	SPED TRANSP - SUB NON-INSTR	0.00	0.00	0.00	0.00	0.00	0.00	0.00
01 2712 130 000	SPED TRANSP - OT SALARIES NON-INSTR	1,690.00	0.00	1,186.99	70.24	503.01	0.00	503.01
01 2712 150 000	SPED TRANSP - ADD'L COMP NON-INSTR	978.00	47.09	688.82	70.43	289.18	0.00	289.18
01 2712 152 000	SPED TRANSP - ADD'L COMP INSTR AIDES	0.00	2.84	11.36	0.00	(11.36)	0.00	(11.36)

Regular; Processing Month 12/2025

Account Number	Account Description	Revised Budget	Expended During Month	Expenditures to Date	% of Budget	Balance at EOM	P/ O Outstanding	Unencumbered Balance
01 2712 210 000	SPED TRANSP - GROUP INS NON-INSTR	18,091.00	1,373.68	5,484.26	30.31	12,606.74	0.00	12,606.74
01 2712 212 000	SPED TRANSP - GROUP INS INSTR AIDES	4,550.00	340.60	1,362.40	29.94	3,187.60	0.00	3,187.60
01 2712 220 000	SPED TRANSP - SOC SEC NON-INSTR	19,633.00	1,677.97	7,084.25	36.08	12,548.75	0.00	12,548.75
01 2712 222 000	SPED TRANSP - SOC SEC INSTR AIDES	1,133.00	99.51	427.37	37.72	705.63	0.00	705.63
01 2712 230 000	SPED TRANSP - RETIREMENT NON-INSTR	14,736.00	1,536.15	6,502.36	44.13	8,233.64	0.00	8,233.64
01 2712 232 000	SPED TRANSP - RETIREMENT INSTR AIDES	895.00	95.63	410.71	45.89	484.29	0.00	484.29
01 2712 237 000	SPED TRANSP - INCR RET CONTR	5,304.00	162.08	686.61	12.95	4,617.39	0.00	4,617.39
01 2712 280 000	SPED TRANSP - HEALTH BEN NON-INSTR	12,075.00	1,000.00	4,000.00	33.13	8,075.00	0.00	8,075.00
01 2712 332 000	SPED TRANSP - MILEAGE TO PARENTS	0.00	1,713.60	3,427.20	0.00	(3,427.20)	0.00	(3,427.20)
01 2712 490 000	SPED TRANSP - REPAIRS & MAINT	15,896.00	4,317.98	16,937.91	111.81	(1,041.91)	835.81	(1,877.72)
01 2712 519 000	SPED TRANSP - ST TRANSP OTHER SOURCES	68,820.00	7,405.46	16,674.56	24.23	52,145.44	0.00	52,145.44
01 2712 610 000	SPED TRANSP - SUPPLIES	0.00	0.00	0.00	0.00	0.00	0.00	0.00
01 2712 626 000	SPED TRANSP - GAS & OIL	29,388.00	2,090.78	9,778.97	33.28	19,609.03	0.00	19,609.03
01 2712 732 000	SPED TRANSP - VEHICLE ACQUISITION	0.00	0.00	0.00	0.00	0.00	0.00	0.00
01 2712 890 000	SPED TRANSP - OTHER MISC	1,725.00	0.00	0.00	0.00	1,725.00	0.00	1,725.00
2712	SCHOOL AGE SPEC ED TRANSPORT	444,984.00	44,064.74	167,032.43	37.72	277,951.57	835.81	277,115.76
3400	CATEGORICAL GRANTS FROM CORPORATIONS & O							
01 3400 890 000	CAT GRANTS FROM CORP - OTHER MISC DIST	0.00	0.00	0.00	0.00	0.00	0.00	0.00
3400	CATEGORICAL GRANTS FROM CORPORATIONS & O	0.00	0.00	0.00	0.00	0.00	0.00	0.00
3535	HIGH ABILITY LEARNERS							
01 3535 111 000	HAL - SALARIES TEACHERS DIST	79,533.00	0.00	0.00	0.00	79,533.00	0.00	79,533.00
01 3535 111 002	HAL - SALARIES TEACHERS BE	0.00	6,178.96	24,715.84	0.00	(24,715.84)	0.00	(24,715.84)
01 3535 111 003	HAL - SALARIES TEACHERS PC	0.00	0.00	0.00	0.00	0.00	0.00	0.00
01 3535 111 004	HAL - SALARIES TEACHERS HE	39,767.00	3,089.48	12,357.92	31.08	27,409.08	0.00	27,409.08
01 3535 111 005	HAL - SALARIES TEACHERS BMS	0.00	0.00	0.00	0.00	0.00	0.00	0.00
01 3535 111 006	HAL - SALARIES TEACHERS AP	39,767.00	3,089.48	12,357.92	31.08	27,409.08	0.00	27,409.08
01 3535 111 007	HAL - SALARIES TEACHERS SE	0.00	0.00	0.00	0.00	0.00	0.00	0.00
01 3535 111 008	HAL - SALARIES TEACHERS BSMS	81,671.00	6,341.56	25,366.24	31.06	56,304.76	0.00	56,304.76
01 3535 151 000	HAL - ADD'L COMP TEACHERS DIST	0.00	0.00	0.00	0.00	0.00	0.00	0.00
01 3535 151 002	HAL - ADD'L COMP TEACHERS BE	160.00	13.59	54.36	33.98	105.64	0.00	105.64
01 3535 151 003	HAL - ADD'L COMP TEACHERS PC	0.00	0.00	0.00	0.00	0.00	0.00	0.00
01 3535 151 004	HAL - ADD'L COMP TEACHERS HE	0.00	6.80	27.20	0.00	(27.20)	0.00	(27.20)
01 3535 151 005	HAL - ADD'L COMP TEACHERS BMS	0.00	0.00	0.00	0.00	0.00	0.00	0.00
01 3535 151 006	HAL - ADD'L COMP TEACHERS AP	0.00	6.79	27.16	0.00	(27.16)	0.00	(27.16)
01 3535 151 007	HAL - ADD'L COMP TEACHERS SE	0.00	0.00	0.00	0.00	0.00	0.00	0.00
01 3535 151 008	HAL - ADD'L COMP TEACHERS BSMS	164.00	10.59	42.36	25.83	121.64	0.00	121.64
01 3535 211 000	HAL - GROUP INS TEACHERS DIST	32,815.00	0.00	0.00	0.00	32,815.00	0.00	32,815.00
01 3535 211 002	HAL - GROUP INS TEACHERS BE	0.00	2,456.90	9,827.60	0.00	(9,827.60)	0.00	(9,827.60)
01 3535 211 003	HAL - GROUP INS TEACHERS PC	0.00	0.00	0.00	0.00	0.00	0.00	0.00
01 3535 211 004	HAL - GROUP INS TEACHERS HE	2,747.00	1,228.46	4,913.84	178.88	(2,166.84)	0.00	(2,166.84)
01 3535 211 005	HAL - GROUP INS TEACHERS BMS	0.00	0.00	0.00	0.00	0.00	0.00	0.00
01 3535 211 006	HAL - GROUP INS TEACHERS AP	2,747.00	1,228.44	4,913.76	178.88	(2,166.76)	0.00	(2,166.76)
01 3535 211 007	HAL - GROUP INS TEACHERS SE	0.00	0.00	0.00	0.00	0.00	0.00	0.00
01 3535 211 008	HAL - GROUP INS TEACHERS BSMS	21,543.00	1,846.22	7,384.88	34.28	14,158.12	0.00	14,158.12
01 3535 221 000	HAL - SOC SEC TEACHERS DIST	6,101.00	0.00	0.00	0.00	6,101.00	0.00	6,101.00
01 3535 221 002	HAL - SOC SEC TEACHERS BE	0.00	464.54	1,858.14	0.00	(1,858.14)	0.00	(1,858.14)
01 3535 221 003	HAL - SOC SEC TEACHERS PC	0.00	0.00	0.00	0.00	0.00	0.00	0.00
01 3535 221 004	HAL - SOC SEC TEACHERS HE	3,313.00	232.53	930.12	28.07	2,382.88	0.00	2,382.88
01 3535 221 005	HAL - SOC SEC TEACHERS BMS	0.00	0.00	0.00	0.00	0.00	0.00	0.00
01 3535 221 006	HAL - SOC SEC TEACHERS AP	3,313.00	232.50	930.00	28.07	2,383.00	0.00	2,383.00
01 3535 221 007	HAL - SOC SEC TEACHERS SE	0.00	0.00	0.00	0.00	0.00	0.00	0.00
01 3535 221 008	HAL - SOC SEC TEACHERS BSMS	6,339.00	470.15	1,863.48	29.40	4,475.52	0.00	4,475.52
01 3535 231 000	HAL - RETIREMENT TEACHERS DIST	4,927.00	0.00	0.00	0.00	4,927.00	0.00	4,927.00
01 3535 231 002	HAL - RETIREMENT TEACHERS BE	0.00	454.15	1,816.60	0.00	(1,816.60)	0.00	(1,816.60)

Account Number	Account Description	Revised Budget	Expended During Month	Expenditures to Date	% of Budget	Balance at EOM	P/ O Outstanding	Unencumbered Balance
01 3535 231 003	HAL - RETIREMENT TEACHERS PC	0.00	0.00	0.00	0.00	0.00	0.00	0.00
01 3535 231 004	HAL - RETIREMENT TEACHERS HE	2,463.00	227.08	908.32	36.88	1,554.68	0.00	1,554.68
01 3535 231 005	HAL - RETIREMENT TEACHERS BMS	0.00	0.00	0.00	0.00	0.00	0.00	0.00
01 3535 231 006	HAL - RETIREMENT TEACHERS AP	2,463.00	227.07	908.28	36.88	1,554.72	0.00	1,554.72
01 3535 231 007	HAL - RETIREMENT TEACHERS SE	0.00	0.00	0.00	0.00	0.00	0.00	0.00
01 3535 231 008	HAL - RETIREMENT TEACHERS BSMS	5,059.00	466.10	1,864.41	36.85	3,194.59	0.00	3,194.59
01 3535 237 000	HAL - INCR RET CONTR DIST	1,494.00	0.00	0.00	0.00	1,494.00	0.00	1,494.00
01 3535 237 002	HAL - INCR RET CONTR BE	0.00	45.11	180.43	0.00	(180.43)	0.00	(180.43)
01 3535 237 003	HAL - INCR RET CONTR PC	0.00	0.00	0.00	0.00	0.00	0.00	0.00
01 3535 237 004	HAL - INCR RET CONTR HE	747.00	22.56	90.24	12.08	656.76	0.00	656.76
01 3535 237 005	HAL - INCR RET CONTR BMS	0.00	0.00	0.00	0.00	0.00	0.00	0.00
01 3535 237 006	HAL - INCR RET CONTR AP	747.00	22.55	90.20	12.07	656.80	0.00	656.80
01 3535 237 007	HAL - INCR RET CONTR SE	0.00	0.00	0.00	0.00	0.00	0.00	0.00
01 3535 237 008	HAL - INCR RET CONTR BSMS	1,534.00	46.29	185.17	12.07	1,348.83	0.00	1,348.83
01 3535 281 002	HAL - HEALTH BEN TEACHERS BE	0.00	0.00	0.00	0.00	0.00	0.00	0.00
01 3535 281 003	HAL - HEALTH BEN TEACHERS PC	0.00	0.00	0.00	0.00	0.00	0.00	0.00
01 3535 281 004	HAL - HEALTH BEN TEACHERS HE	2,441.00	0.00	0.00	0.00	2,441.00	0.00	2,441.00
01 3535 281 005	HAL - HEALTH BEN TEACHERS BMS	0.00	0.00	0.00	0.00	0.00	0.00	0.00
01 3535 281 006	HAL - HEALTH TEACHERS AP	2,441.00	0.00	0.00	0.00	2,441.00	0.00	2,441.00
01 3535 281 007	HAL - HEALTH TEACHERS SE	0.00	0.00	0.00	0.00	0.00	0.00	0.00
01 3535 281 008	HAL - HEALTH BEN TEACHERS BSMS	0.00	0.00	0.00	0.00	0.00	0.00	0.00
01 3535 580 000	HAL - TRAVEL & MILEAGE DIST	2,678.00	158.90	708.75	26.47	1,969.25	0.00	1,969.25
01 3535 580 002	HAL - TRAVEL & MILEAGE BE	0.00	0.00	0.00	0.00	0.00	0.00	0.00
01 3535 580 003	HAL - TRAVEL & MILEAGE PC	0.00	0.00	0.00	0.00	0.00	0.00	0.00
01 3535 580 004	HAL - TRAVEL & MILEAGE HE	0.00	0.00	0.00	0.00	0.00	0.00	0.00
01 3535 580 005	HAL - TRAVEL & MILEAGE BMS	0.00	0.00	0.00	0.00	0.00	0.00	0.00
01 3535 580 006	HAL - TRAVEL & MILEAGE AP	0.00	0.00	0.00	0.00	0.00	0.00	0.00
01 3535 580 007	HAL - TRAVEL & MILEAGE SE	0.00	0.00	0.00	0.00	0.00	0.00	0.00
01 3535 580 008	HAL - TRAVEL & MILEAGE BSMS	0.00	0.00	0.00	0.00	0.00	0.00	0.00
01 3535 610 000	HAL - SUPPLIES DIST	5,507.00	397.30	1,980.43	35.96	3,526.57	0.00	3,526.57
01 3535 640 000	HAL - BOOKS & PER DIST	0.00	0.00	0.00	0.00	0.00	0.00	0.00
01 3535 733 002	HAL - FURN & EQUIP BE	0.00	0.00	0.00	0.00	0.00	0.00	0.00
01 3535 733 003	HAL - FURN & EQUIP PC	0.00	0.00	0.00	0.00	0.00	0.00	0.00
01 3535 733 004	HAL - FURN & EQUIP HE	0.00	0.00	0.00	0.00	0.00	0.00	0.00
01 3535 733 005	HAL - FURN & EQUIP BMS	0.00	0.00	0.00	0.00	0.00	0.00	0.00
01 3535 733 006	HAL - FURN & EQUIP AP	0.00	0.00	0.00	0.00	0.00	0.00	0.00
01 3535 733 007	HAL - FURN & EQUIP SE	0.00	0.00	0.00	0.00	0.00	0.00	0.00
01 3535 733 008	HAL - FURN & EQUIP BSMS	0.00	0.00	0.00	0.00	0.00	0.00	0.00
01 3535 734 002	HAL - HARDWARE BE	0.00	0.00	0.00	0.00	0.00	0.00	0.00
01 3535 734 003	HAL - HARDWARE PC	0.00	0.00	0.00	0.00	0.00	0.00	0.00
01 3535 734 004	HAL - HARDWARE HE	0.00	0.00	0.00	0.00	0.00	0.00	0.00
01 3535 734 005	HAL - HARDWARE BMS	0.00	0.00	0.00	0.00	0.00	0.00	0.00
01 3535 734 006	HAL - HARDWARE AP	0.00	0.00	0.00	0.00	0.00	0.00	0.00
01 3535 734 007	HAL - HARDWARE SE	0.00	0.00	0.00	0.00	0.00	0.00	0.00
01 3535 734 008	HAL - HARDWARE BSMS	0.00	0.00	0.00	0.00	0.00	0.00	0.00
01 3535 735 002	HAL - SOFTWARE BE	0.00	0.00	0.00	0.00	0.00	0.00	0.00
01 3535 735 003	HAL - SOFTWARE PC	0.00	0.00	0.00	0.00	0.00	0.00	0.00
01 3535 735 004	HAL - SOFTWARE HE	0.00	0.00	0.00	0.00	0.00	0.00	0.00
01 3535 735 005	HAL - SOFTWARE BMS	0.00	0.00	0.00	0.00	0.00	0.00	0.00
01 3535 735 006	HAL - SOFTWARE AP	0.00	0.00	0.00	0.00	0.00	0.00	0.00
01 3535 735 007	HAL - SOFTWARE SE	0.00	0.00	0.00	0.00	0.00	0.00	0.00
01 3535 735 008	HAL - SOFTWARE BSMS	0.00	0.00	0.00	0.00	0.00	0.00	0.00
01 3535 810 000	HAL - DUES & FEES DIST	2,923.00	0.00	563.00	49.95	2,360.00	897.00	1,463.00
01 3535 810 001	HAL - DUES & FEES BHS	0.00	0.00	0.00	0.00	0.00	0.00	0.00
01 3535 810 002	HAL - DUES & FEES BE	0.00	0.00	199.00	0.00	(199.00)	0.00	(199.00)

Regular; Processing Month 12/2025

Account Number	Account Description	Revised Budget	Expended During Month	Expenditures to Date	% of Budget	Balance at EOM	P/ O Outstanding	Unencumbered Balance
01 6412 111 004	IDEA B PRO SHARE - SALARIES TEACHERS HE	0.00	0.00	0.00	0.00	0.00	0.00	0.00
01 6412 111 006	IDEA B PRO SHARE - SALARIES TEACHERS AP	11,289.00	1,103.11	4,412.44	39.09	6,876.56	0.00	6,876.56
01 6412 111 007	IDEA B PRO SHARE - SALARIES TEACHERS SE	10,583.00	0.00	0.00	0.00	10,583.00	0.00	10,583.00
01 6412 151 000	IDEA B PRO SHARE - ADD'L COMP TEACHERS DIST	0.00	0.00	0.00	0.00	0.00	0.00	0.00
01 6412 211 000	IDEA B PRO SHARE - GROUP INS TEACHERS DIST	0.00	0.00	0.00	0.00	0.00	0.00	0.00
01 6412 211 002	IDEA B PRO SHARE - GROUP INS TEACHERS BE	0.00	0.00	0.00	0.00	0.00	0.00	0.00
01 6412 211 004	IDEA B PRO SHARE - GROUP INS TEACHERS HE	0.00	0.00	0.00	0.00	0.00	0.00	0.00
01 6412 211 006	IDEA B PRO SHARE - GROUP INS TEACHERS/PROF AP	4,935.00	295.04	1,180.16	23.91	3,754.84	0.00	3,754.84
01 6412 211 007	IDEA B PRO SHARE - GROUP INS TEACHERS/PROF SE	0.00	0.00	0.00	0.00	0.00	0.00	0.00
01 6412 221 000	IDEA B PRO SHARE - SOC SEC TEACHERS DIST	0.00	0.00	0.00	0.00	0.00	0.00	0.00
01 6412 221 002	IDEA B PRO SHARE - SOC SEC TEACHERS BE	0.00	0.00	0.00	0.00	0.00	0.00	0.00
01 6412 221 004	IDEA B PRO SHARE - SOC SEC TEACHERS HE	0.00	0.00	0.00	0.00	0.00	0.00	0.00
01 6412 221 006	IDEA B PRO SHARE - SOC SEC TEACHERS/PROF AP	839.00	81.11	324.44	38.67	514.56	0.00	514.56
01 6412 221 007	IDEA B PRO SHARE - SOC SEC TEACHERS/PROF SE	828.00	0.00	0.00	0.00	828.00	0.00	828.00
01 6412 231 000	IDEA B PRO SHARE - RETIREMENT TEACHERS DIST	0.00	0.00	0.00	0.00	0.00	0.00	0.00
01 6412 231 002	IDEA B PRO SHARE - RETIREMENT TEACHERS BE	0.00	0.00	0.00	0.00	0.00	0.00	0.00
01 6412 231 004	IDEA B PRO SHARE - RETIREMENT TEACHERS HE	0.00	0.00	0.00	0.00	0.00	0.00	0.00
01 6412 231 006	IDEA B PRO SHARE - RETIREMENT TEACHERS/PROF AP	700.00	81.08	324.32	46.33	375.68	0.00	375.68
01 6412 231 007	IDEA B PRO SHARE - RETIREMENT TEACHERS/PROF SE	656.00	0.00	0.00	0.00	656.00	0.00	656.00
01 6412 237 000	IDEA B PRO SHARE - INCR RET CONTR DIST	0.00	0.00	0.00	0.00	0.00	0.00	0.00
01 6412 237 002	IDEA B PRO SHARE - INCR RET CONTR BE	0.00	0.00	0.00	0.00	0.00	0.00	0.00
01 6412 237 004	IDEA B PRO SHARE - INCR RET CONTR HE	0.00	0.00	0.00	0.00	0.00	0.00	0.00
01 6412 237 006	IDEA B PRO SHARE - INCR RET CONTR AP	211.00	8.05	32.20	15.26	178.80	0.00	178.80
01 6412 237 007	IDEA B PRO SHARE - INCR RET CONTR SE	199.00	0.00	0.00	0.00	199.00	0.00	199.00
01 6412 281 000	IDEA B PRO SHARE - HEALTH BEN TEACHERS DIST	0.00	0.00	0.00	0.00	0.00	0.00	0.00
01 6412 281 002	IDEA B PRO SHARE - HEALTH BEN TEACHERS BE	0.00	0.00	0.00	0.00	0.00	0.00	0.00
01 6412 281 004	IDEA B PRO SHARE - HEALTH BEN TEACHERS HE	0.00	0.00	0.00	0.00	0.00	0.00	0.00
01 6412 320 000	IDEA B PRO SHARE - PROF ED SERVICES DIST	0.00	0.00	0.00	0.00	0.00	0.00	0.00
01 6412 590 000	IDEA B PRO SHARE - PURCH SERVICES DIST	0.00	0.00	0.00	0.00	0.00	0.00	0.00
6412	IDEA PART B PROPORTIONATE SHARE	30,240.00	1,568.39	6,273.56	20.75	23,966.44	0.00	23,966.44
6421	IDEA ARP Part B 611							
01 6421 111 002	IDEA ARP B 611 - SALARIES TEACHERS BE	0.00	0.00	0.00	0.00	0.00	0.00	0.00
01 6421 111 006	IDEA ARP B 611 - SALARIES TEACHERS AP	0.00	0.00	0.00	0.00	0.00	0.00	0.00
01 6421 123 002	IDEA ARP B 611 - SUB SALARIES TEACHERS BE	0.00	0.00	0.00	0.00	0.00	0.00	0.00
01 6421 123 006	IDEA ARP B 611 - SUB SALARIES TEACHERS AP	0.00	0.00	0.00	0.00	0.00	0.00	0.00
01 6421 151 002	IDEA ARP B 611 - ADD'L COMP TEACHERS BE	0.00	0.00	0.00	0.00	0.00	0.00	0.00
01 6421 151 006	IDEA ARP B 611 - ADD'L COMP TEACHERS AP	0.00	0.00	0.00	0.00	0.00	0.00	0.00
01 6421 211 002	IDEA ARP B 611 - GROUP INS TEACHERS BE	0.00	0.00	0.00	0.00	0.00	0.00	0.00
01 6421 211 006	IDEA ARP B 611 - GROUP INS TEACHERS AP	0.00	0.00	0.00	0.00	0.00	0.00	0.00
01 6421 221 002	IDEA ARP B 611 - SOC SEC TEACHERS BE	0.00	0.00	0.00	0.00	0.00	0.00	0.00
01 6421 221 006	IDEA ARP B 611 - SOC SEC TEACHERS AP	0.00	0.00	0.00	0.00	0.00	0.00	0.00
01 6421 223 002	IDEA ARP B 611 - SOC SEC SUB TEACHERS BE	0.00	0.00	0.00	0.00	0.00	0.00	0.00
01 6421 223 006	IDEA ARP B 611 - SOC SEC SUB TEACHERS AP	0.00	0.00	0.00	0.00	0.00	0.00	0.00
01 6421 231 002	IDEA ARP B 611 - RETIREMENT TEACHERS BE	0.00	0.00	0.00	0.00	0.00	0.00	0.00
01 6421 231 006	IDEA ARP B 611 - RETIREMENT TEACHERS AP	0.00	0.00	0.00	0.00	0.00	0.00	0.00
01 6421 237 002	IDEA ARP B 611 - INCR RET CONTR BE	0.00	0.00	0.00	0.00	0.00	0.00	0.00
01 6421 237 006	IDEA ARP B 611 - INCR RET CONTR AP	0.00	0.00	0.00	0.00	0.00	0.00	0.00
01 6421 281 002	IDEA ARP B 611 - HEALTH BEN TEACHERS BE	0.00	0.00	0.00	0.00	0.00	0.00	0.00
01 6421 281 006	IDEA ARP B 611 - HEALTH BEN TEACHERS AP	0.00	0.00	0.00	0.00	0.00	0.00	0.00
01 6421 590 002	IDEA ARP B 611 - PURCHASED SERVICES BE	0.00	0.00	0.00	0.00	0.00	0.00	0.00
01 6421 590 006	IDEA ARP B 611 - PURCHASED SERVICES AP	0.00	0.00	0.00	0.00	0.00	0.00	0.00
01 6421 610 006	IDEA ARP B 611 - SUPPLIES AP	0.00	0.00	0.00	0.00	0.00	0.00	0.00
6421	IDEA ARP Part B 611	0.00	0.00	0.00	0.00	0.00	0.00	0.00
6422	IDEA ARP Part B 619							

Regular; Processing Month 12/2025

Account Number	Account Description	Revised Budget	Expended During Month	Expenditures to Date	% of Budget	Balance at EOM	P/ O Outstanding	Unencumbered Balance
01 8000 913 008	TRANSFERS TO ACTIVITY FUND BSMS	12,500.00	0.00	0.00	0.00	12,500.00	0.00	12,500.00
8000	TRANSFERS (OUTGOING)	75,000.00	0.00	0.00	0.00	75,000.00	0.00	75,000.00
9000	NON-PROGRAM EXPENDITURES							
01 9000 890 000	NON-PROG EXP - OTHER MISC DIST	0.00	0.00	0.00	0.00	0.00	0.00	0.00
01 9000 890 001	NON-PROG EXP - OTHER MISC BHS	0.00	0.00	0.00	0.00	0.00	0.00	0.00
01 9000 890 002	NON-PROG EXP - OTHER MISC BE	0.00	0.00	0.00	0.00	0.00	0.00	0.00
01 9000 890 003	NON-PROG EXP - OTHER MISC PC	0.00	0.00	0.00	0.00	0.00	0.00	0.00
01 9000 890 004	NON-PROG EXP - OTHER MISC HE	0.00	0.00	0.00	0.00	0.00	0.00	0.00
01 9000 890 005	NON-PROG EXP - OTHER MISC BMS	0.00	0.00	0.00	0.00	0.00	0.00	0.00
01 9000 890 006	NON-PROG EXP - OTHER MISC AP	0.00	0.00	0.00	0.00	0.00	0.00	0.00
01 9000 890 007	NON-PROG EXP - OTHER MISC SE	0.00	0.00	0.00	0.00	0.00	0.00	0.00
01 9000 890 008	NON-PROG EXP - OTHER MISC BSMS	0.00	0.00	0.00	0.00	0.00	0.00	0.00
9000	NON-PROGRAM EXPENDITURES	0.00	0.00	0.00	0.00	0.00	0.00	0.00
01	GENERAL FUND CHECKING	56,980,007.00	4,346,893.89	17,273,552.57	30.58	39,706,454.43	152,782.17	39,553,672.26

Account Number	Account Description	Revised Budget	Expended During Month	Expenditures to Date	% of Budget	Balance at EOM	P/ O Outstanding	Unencumbered Balance
02	NUTRITION SERVICES							
3100	FOOD SERVICE OPERATIONS							
02 3100 110 000	SALARIES COOKS DIST	0.00	7,562.19	30,248.76	0.00	(30,248.76)	0.00	(30,248.76)
02 3100 110 001	SALARIES COOKS BHS	0.00	10,470.75	45,148.38	0.00	(45,148.38)	0.00	(45,148.38)
02 3100 110 002	SALARIES COOKS BE	0.00	6,301.35	27,026.14	0.00	(27,026.14)	0.00	(27,026.14)
02 3100 110 003	SALARIES COOKS PC	0.00	8,439.62	34,630.16	0.00	(34,630.16)	0.00	(34,630.16)
02 3100 110 004	SALARIES COOKS HE	0.00	6,131.43	29,752.29	0.00	(29,752.29)	0.00	(29,752.29)
02 3100 110 005	SALARIES COOKS BMS	0.00	9,259.80	39,734.48	0.00	(39,734.48)	0.00	(39,734.48)
02 3100 110 006	SALARIES COOKS AP	0.00	6,382.12	26,481.08	0.00	(26,481.08)	0.00	(26,481.08)
02 3100 110 007	SALARIES COOKS SE	0.00	4,050.98	18,374.63	0.00	(18,374.63)	0.00	(18,374.63)
02 3100 110 008	SALARIES COOKS BSMS	0.00	9,134.80	39,773.22	0.00	(39,773.22)	0.00	(39,773.22)
02 3100 120 001	SUB COOK SALARIES BHS	0.00	3,768.99	13,858.19	0.00	(13,858.19)	0.00	(13,858.19)
02 3100 120 002	SUB COOK SALARIES BE	0.00	339.32	685.58	0.00	(685.58)	0.00	(685.58)
02 3100 120 003	SUB COOK SALARIES PC	0.00	0.00	1,378.57	0.00	(1,378.57)	0.00	(1,378.57)
02 3100 120 004	SUB COOK SALARIES HE	0.00	1,062.35	2,056.38	0.00	(2,056.38)	0.00	(2,056.38)
02 3100 120 005	SUB COOK SALARIES BMS	0.00	66.22	66.22	0.00	(66.22)	0.00	(66.22)
02 3100 120 006	SUB COOK SALARIES AP	0.00	789.90	3,885.05	0.00	(3,885.05)	0.00	(3,885.05)
02 3100 120 007	SUB COOK SALARIES SE	0.00	1,759.23	7,233.77	0.00	(7,233.77)	0.00	(7,233.77)
02 3100 120 008	SUB COOK SALARIES BSMS	0.00	1,553.96	4,391.51	0.00	(4,391.51)	0.00	(4,391.51)
02 3100 130 000	OT COOKS DIST	0.00	0.00	0.00	0.00	0.00	0.00	0.00
02 3100 130 001	OT COOKS BHS	0.00	0.00	0.00	0.00	0.00	0.00	0.00
02 3100 130 002	OT COOKS BE	0.00	0.00	0.00	0.00	0.00	0.00	0.00
02 3100 130 003	OT COOKS PC	0.00	0.00	0.00	0.00	0.00	0.00	0.00
02 3100 130 004	OT COOKS HE	0.00	0.00	0.00	0.00	0.00	0.00	0.00
02 3100 130 005	OT COOKS BMS	0.00	0.00	0.00	0.00	0.00	0.00	0.00
02 3100 130 006	OT COOKS AP	0.00	0.00	24.09	0.00	(24.09)	0.00	(24.09)
02 3100 130 007	OT COOKS SE	0.00	0.00	0.00	0.00	0.00	0.00	0.00
02 3100 130 008	OT COOKS BSMS	0.00	0.00	0.00	0.00	0.00	0.00	0.00
02 3100 150 000	ADD'L COMP COOKS DIST	0.00	16.64	66.56	0.00	(66.56)	0.00	(66.56)
02 3100 150 001	ADD'L COMP COOKS BHS	0.00	20.63	82.52	0.00	(82.52)	0.00	(82.52)
02 3100 150 002	ADD'L COMP COOKS BE	0.00	12.25	49.00	0.00	(49.00)	0.00	(49.00)
02 3100 150 003	ADD'L COMP COOKS PC	0.00	11.66	46.64	0.00	(46.64)	0.00	(46.64)
02 3100 150 004	ADD'L COMP COOKS HE	0.00	15.85	63.40	0.00	(63.40)	0.00	(63.40)
02 3100 150 005	ADD'L COMP COOKS BMS	0.00	16.55	66.20	0.00	(66.20)	0.00	(66.20)
02 3100 150 006	ADD'L COMP COOKS AP	0.00	13.90	77.60	0.00	(77.60)	0.00	(77.60)
02 3100 150 007	ADD'L COMP COOKS SE	0.00	6.92	27.68	0.00	(27.68)	0.00	(27.68)
02 3100 150 008	ADD'L COMP COOKS BSMS	0.00	17.11	68.44	0.00	(68.44)	0.00	(68.44)
02 3100 210 000	GROUP INS COOKS DIST	0.00	2,456.90	9,827.60	0.00	(9,827.60)	0.00	(9,827.60)
02 3100 210 001	GROUP INS COOKS BHS	0.00	693.79	2,775.16	0.00	(2,775.16)	0.00	(2,775.16)
02 3100 210 002	GROUP INS COOKS BE	0.00	685.39	2,741.56	0.00	(2,741.56)	0.00	(2,741.56)
02 3100 210 003	GROUP INS COOKS PC	0.00	10.56	40.06	0.00	(40.06)	0.00	(40.06)
02 3100 210 004	GROUP INS COOKS HE	0.00	685.39	2,745.76	0.00	(2,745.76)	0.00	(2,745.76)
02 3100 210 005	GROUP INS COOKS BMS	0.00	41.23	164.92	0.00	(164.92)	0.00	(164.92)
02 3100 210 006	GROUP INS COOKS AP	0.00	39.07	150.06	0.00	(150.06)	0.00	(150.06)
02 3100 210 007	GROUP INS COOKS SE	0.00	4.20	14.70	0.00	(14.70)	0.00	(14.70)
02 3100 210 008	GROUP INS COOKS BSMS	0.00	686.44	2,745.76	0.00	(2,745.76)	0.00	(2,745.76)
02 3100 220 000	SOC SEC COOKS DIST	0.00	569.64	2,278.56	0.00	(2,278.56)	0.00	(2,278.56)
02 3100 220 001	SOC SEC COOKS BHS	0.00	1,090.44	4,518.36	0.00	(4,518.36)	0.00	(4,518.36)
02 3100 220 002	SOC SEC COOKS BE	0.00	451.80	1,895.13	0.00	(1,895.13)	0.00	(1,895.13)
02 3100 220 003	SOC SEC COOKS PC	0.00	664.66	2,830.81	0.00	(2,830.81)	0.00	(2,830.81)
02 3100 220 004	SOC SEC COOKS HE	0.00	548.51	2,426.04	0.00	(2,426.04)	0.00	(2,426.04)
02 3100 220 005	SOC SEC COOKS BMS	0.00	730.91	3,114.65	0.00	(3,114.65)	0.00	(3,114.65)
02 3100 220 006	SOC SEC COOKS AP	0.00	560.05	2,372.11	0.00	(2,372.11)	0.00	(2,372.11)
02 3100 220 007	SOC SEC COOKS SE	0.00	464.16	2,036.76	0.00	(2,036.76)	0.00	(2,036.76)
02 3100 220 008	SOC SEC COOKS BSMS	0.00	818.47	3,381.84	0.00	(3,381.84)	0.00	(3,381.84)

01/09/2026 02:07 PM

Regular; Processing Month 12/2025

User ID: MDT

Account Number	Account Description	Revised Budget	Expended During Month	Expenditures to Date	% of Budget	Balance at EOM	P/ O Outstanding	Unencumbered Balance
02 3100 230 000	RETIREMENT COOKS DIST	0.00	555.82	2,223.28	0.00	(2,223.28)	0.00	(2,223.28)
02 3100 230 001	RETIREMENT COOKS BHS	0.00	910.49	3,922.60	0.00	(3,922.60)	0.00	(3,922.60)
02 3100 230 002	RETIREMENT COOKS BE	0.00	463.15	1,986.40	0.00	(1,986.40)	0.00	(1,986.40)
02 3100 230 003	RETIREMENT COOKS PC	0.00	620.31	2,545.33	0.00	(2,545.33)	0.00	(2,545.33)
02 3100 230 004	RETIREMENT COOKS HE	0.00	450.66	2,186.80	0.00	(2,186.80)	0.00	(2,186.80)
02 3100 230 005	RETIREMENT COOKS BMS	0.00	680.59	2,920.47	0.00	(2,920.47)	0.00	(2,920.47)
02 3100 230 006	RETIREMENT COOKS AP	0.00	469.09	1,949.75	0.00	(1,949.75)	0.00	(1,949.75)
02 3100 230 007	RETIREMENT COOKS SE	0.00	297.75	1,350.55	0.00	(1,350.55)	0.00	(1,350.55)
02 3100 230 008	RETIREMENT COOKS BSMS	0.00	671.41	2,923.35	0.00	(2,923.35)	0.00	(2,923.35)
02 3100 237 000	INCR RET CONTR DIST	0.00	55.20	220.80	0.00	(220.80)	0.00	(220.80)
02 3100 237 001	INCR RET CONTR BHS	0.00	90.43	389.58	0.00	(389.58)	0.00	(389.58)
02 3100 237 002	INCR RET CONTR BE	0.00	46.00	197.29	0.00	(197.29)	0.00	(197.29)
02 3100 237 003	INCR RET CONTR PC	0.00	61.62	252.82	0.00	(252.82)	0.00	(252.82)
02 3100 237 004	INCR RET CONTR HE	0.00	44.76	217.19	0.00	(217.19)	0.00	(217.19)
02 3100 237 005	INCR RET CONTR BMS	0.00	67.60	290.07	0.00	(290.07)	0.00	(290.07)
02 3100 237 006	INCR RET CONTR AP	0.00	46.59	193.66	0.00	(193.66)	0.00	(193.66)
02 3100 237 007	INCR RET CONTR SE	0.00	29.57	134.12	0.00	(134.12)	0.00	(134.12)
02 3100 237 008	INCR RET CONTR BSMS	0.00	66.68	290.34	0.00	(290.34)	0.00	(290.34)
02 3100 280 000	HEALTH BEN COOKS DIST	0.00	0.00	0.00	0.00	0.00	0.00	0.00
02 3100 280 001	HEALTH BEN NON-INSTR BHS	0.00	0.00	0.00	0.00	0.00	0.00	0.00
02 3100 280 002	HEALTH BEN NON-INSTR BE	0.00	0.00	0.00	0.00	0.00	0.00	0.00
02 3100 280 003	HEALTH BEN NON-INSTR PC	0.00	250.00	1,000.00	0.00	(1,000.00)	0.00	(1,000.00)
02 3100 280 004	HEALTH BEN NON-INSTR HE	0.00	0.00	0.00	0.00	0.00	0.00	0.00
02 3100 280 005	HEALTH BEN NON-INSTR BMS	0.00	218.22	872.88	0.00	(872.88)	0.00	(872.88)
02 3100 280 006	HEALTH BEN NON-INSTR AP	0.00	218.22	872.88	0.00	(872.88)	0.00	(872.88)
02 3100 280 007	HEALTH BEN NON-INSTR SE	0.00	250.00	1,000.00	0.00	(1,000.00)	0.00	(1,000.00)
02 3100 280 008	HEALTH BEN NON-INSTR BSMS	0.00	0.00	0.00	0.00	0.00	0.00	0.00
02 3100 431 001	REPAIRS & MAINT BHS	0.00	400.72	2,488.00	0.00	(2,488.00)	0.00	(2,488.00)
02 3100 431 002	REPAIRS & MAINT BE	0.00	105.99	2,071.84	0.00	(2,071.84)	0.00	(2,071.84)
02 3100 431 003	REPAIRS & MAINT PC	0.00	964.43	10,546.52	0.00	(10,546.52)	0.00	(10,546.52)
02 3100 431 004	REPAIRS & MAINT HE	0.00	0.00	3,325.83	0.00	(3,325.83)	0.00	(3,325.83)
02 3100 431 005	REPAIRS & MAINT BMS	0.00	1,325.94	1,818.40	0.00	(1,818.40)	0.00	(1,818.40)
02 3100 431 006	REPAIRS & MAINT AP	0.00	660.32	3,013.73	0.00	(3,013.73)	0.00	(3,013.73)
02 3100 431 007	REPAIRS & MAINT SE	0.00	188.58	2,231.91	0.00	(2,231.91)	0.00	(2,231.91)
02 3100 431 008	REPAIRS & MAINT BSMS	0.00	530.69	3,983.77	0.00	(3,983.77)	0.00	(3,983.77)
02 3100 440 001	RENTALS BHS	0.00	0.00	0.00	0.00	0.00	0.00	0.00
02 3100 440 002	RENTALS BE	0.00	0.00	0.00	0.00	0.00	0.00	0.00
02 3100 440 003	RENTALS PC	0.00	0.00	0.00	0.00	0.00	0.00	0.00
02 3100 440 004	RENTALS HE	0.00	0.00	0.00	0.00	0.00	0.00	0.00
02 3100 440 005	RENTALS BMS	0.00	0.00	0.00	0.00	0.00	0.00	0.00
02 3100 440 006	RENTALS AP	0.00	0.00	0.00	0.00	0.00	0.00	0.00
02 3100 440 007	RENTALS SE	0.00	0.00	0.00	0.00	0.00	0.00	0.00
02 3100 440 008	RENTALS BSMS	0.00	0.00	0.00	0.00	0.00	0.00	0.00
02 3100 580 000	TRAVEL EXPENSE AND MILEAGE DIST	0.00	153.94	674.60	0.00	(674.60)	0.00	(674.60)
02 3100 610 000	SUPPLIES DISTRICT	0.00	28.00	178.80	0.00	(178.80)	0.00	(178.80)
02 3100 610 001	SUPPLIES BHS	0.00	5,238.52	11,542.17	0.00	(11,542.17)	0.00	(11,542.17)
02 3100 610 002	SUPPLIES BE	0.00	635.26	2,260.41	0.00	(2,260.41)	0.00	(2,260.41)
02 3100 610 003	SUPPLIES PC	0.00	1,125.89	3,413.61	0.00	(3,413.61)	0.00	(3,413.61)
02 3100 610 004	SUPPLIES HE	0.00	610.93	2,018.73	0.00	(2,018.73)	0.00	(2,018.73)
02 3100 610 005	SUPPLIES BMS	0.00	2,917.76	7,523.02	0.00	(7,523.02)	0.00	(7,523.02)
02 3100 610 006	SUPPLIES AP	0.00	540.60	1,778.76	0.00	(1,778.76)	0.00	(1,778.76)
02 3100 610 007	SUPPLIES SE	0.00	647.79	2,433.47	0.00	(2,433.47)	0.00	(2,433.47)
02 3100 610 008	SUPPLIES BSMS	0.00	2,027.94	8,780.38	0.00	(8,780.38)	0.00	(8,780.38)
02 3100 630 001	FOOD BHS	0.00	23,406.45	153,106.29	0.00	(153,106.29)	0.00	(153,106.29)
02 3100 630 002	FOOD BE	0.00	6,265.08	37,509.42	0.00	(37,509.42)	0.00	(37,509.42)

Account Number	Account Description	Revised Budget	Expended During Month	Expenditures to Date	% of Budget	Balance at EOM	P/ O Outstanding	Unencumbered Balance
02 3100 630 003	FOOD PC	0.00	8,637.60	56,757.78	0.00	(56,757.78)	0.00	(56,757.78)
02 3100 630 004	FOOD HE	0.00	7,242.99	43,568.01	0.00	(43,568.01)	0.00	(43,568.01)
02 3100 630 005	FOOD BMS	0.00	7,054.41	55,299.34	0.00	(55,299.34)	0.00	(55,299.34)
02 3100 630 006	FOOD AP	0.00	7,812.78	51,326.61	0.00	(51,326.61)	0.00	(51,326.61)
02 3100 630 007	FOOD SE	0.00	6,765.05	40,670.23	0.00	(40,670.23)	0.00	(40,670.23)
02 3100 630 008	FOOD BSMS	0.00	9,853.75	70,762.93	0.00	(70,762.93)	0.00	(70,762.93)
02 3100 733 000	FURNITURE AND EQUIPMENT DIST	0.00	0.00	0.00	0.00	0.00	0.00	0.00
02 3100 733 001	FURNITURE AND EQUIPMENT BHS	0.00	0.00	1,980.21	0.00	(1,980.21)	0.00	(1,980.21)
02 3100 733 002	FURNITURE AND EQUIPMENT BE	0.00	0.00	0.00	0.00	0.00	0.00	0.00
02 3100 733 003	FURNITURE AND EQUIPMENT PC	0.00	0.00	0.00	0.00	0.00	0.00	0.00
02 3100 733 004	FURNITURE AND EQUIPMENT HE	0.00	0.00	955.17	0.00	(955.17)	0.00	(955.17)
02 3100 733 005	FURNITURE AND EQUIPMENT BMS	0.00	0.00	2,261.34	0.00	(2,261.34)	0.00	(2,261.34)
02 3100 733 006	FURNITURE AND EQUIPMENT AP	0.00	0.00	1,910.34	0.00	(1,910.34)	0.00	(1,910.34)
02 3100 733 007	FURNITURE AND EQUIPMENT SE	0.00	0.00	0.00	0.00	0.00	0.00	0.00
02 3100 733 008	FURNITURE AND EQUIPMENT BSMS	0.00	0.00	0.00	0.00	0.00	0.00	0.00
02 3100 735 000	SOFTWARE DISTRICT	0.00	0.00	0.00	0.00	0.00	0.00	0.00
02 3100 735 001	COMPUTER SOFTWARE BHS	0.00	0.00	0.00	0.00	0.00	0.00	0.00
02 3100 735 002	COMPUTER SOFTWARE BE	0.00	0.00	0.00	0.00	0.00	0.00	0.00
02 3100 735 003	COMPUTER SOFTWARE PC	0.00	0.00	0.00	0.00	0.00	0.00	0.00
02 3100 735 004	COMPUTER SOFTWARE HE	0.00	0.00	0.00	0.00	0.00	0.00	0.00
02 3100 735 005	COMPUTER SOFTWARE BMS	0.00	0.00	0.00	0.00	0.00	0.00	0.00
02 3100 735 006	COMPUTER SOFTWARE AP	0.00	0.00	0.00	0.00	0.00	0.00	0.00
02 3100 735 007	COMPUTER SOFTWARE SE	0.00	0.00	0.00	0.00	0.00	0.00	0.00
02 3100 735 008	COMPUTER SOFTWARE BSMS	0.00	0.00	0.00	0.00	0.00	0.00	0.00
02 3100 890 000	OTHER MISC EXPENSES DIST	0.00	0.00	111.18	0.00	(111.18)	0.00	(111.18)
02 3100 890 001	OTHER MISC EXPENSES BHS	0.00	0.00	227.09	0.00	(227.09)	0.00	(227.09)
02 3100 890 002	OTHER MISC EXPENSES BE	0.00	0.00	82.30	0.00	(82.30)	0.00	(82.30)
02 3100 890 003	OTHER MISC EXPENSES PC	0.00	0.00	0.00	0.00	0.00	0.00	0.00
02 3100 890 004	OTHER MISC EXPENSES HE	0.00	0.00	16.05	0.00	(16.05)	0.00	(16.05)
02 3100 890 005	OTHER MISC EXPENSES BMS	0.00	0.00	59.30	0.00	(59.30)	0.00	(59.30)
02 3100 890 006	OTHER MISC EXPENSES AP	0.00	0.00	48.65	0.00	(48.65)	0.00	(48.65)
02 3100 890 007	OTHER MISC EXPENSES SE	0.00	0.00	136.60	0.00	(136.60)	0.00	(136.60)
02 3100 890 008	OTHER MISC EXPENSES BSMS	0.00	0.00	0.00	0.00	0.00	0.00	0.00
3100	FOOD SERVICE OPERATIONS	0.00	190,111.70	986,169.33	0.00	(986,169.33)	0.00	(986,169.33)
02	NUTRITION SERVICES	0.00	190,111.70	986,169.33	0.00	(986,169.33)	0.00	(986,169.33)

Account Number	Account Description	Revised Budget	Expended During Month	Expenditures to Date	% of Budget	Balance at EOM	P/ O Outstanding	Unencumbered Balance
03	DEPRECIATION							
2620	MAINT OF BLDGS							
03 2620 340 000	MAINT OF BLDGS - CONTR SERVICES DIST	0.00	0.00	0.00	0.00	0.00	0.00	0.00
2620	MAINT OF BLDGS	0.00	0.00	0.00	0.00	0.00	0.00	0.00
2900	OTHER SUPPORT SERVICES							
03 2900 340 000	OTHER PROF SERVICES DIST	0.00	0.00	0.00	0.00	0.00	0.00	0.00
03 2900 350 000	TECHNICAL SERVICES DIST	0.00	0.00	0.00	0.00	0.00	0.00	0.00
03 2900 440 000	RENTALS - OTHER DIST	0.00	0.00	0.00	0.00	0.00	0.00	0.00
03 2900 450 000	CONSTR SERVICES DIST	0.00	0.00	0.00	0.00	0.00	0.00	0.00
03 2900 490 000	OTHER PURCH SERVICES DIST	0.00	0.00	0.00	0.00	0.00	0.00	0.00
03 2900 610 000	SUPPLIES DIST	0.00	0.00	0.00	0.00	0.00	0.00	0.00
03 2900 621 000	NATURAL GAS DIST	0.00	0.00	0.00	0.00	0.00	0.00	0.00
03 2900 626 000	GAS AND OIL DIST	0.00	0.00	0.00	0.00	0.00	0.00	0.00
03 2900 640 000	BOOKS & PERIODICALS DIST	0.00	0.00	0.00	0.00	0.00	0.00	0.00
03 2900 641 000	E-BOOKS DIST	0.00	0.00	0.00	0.00	0.00	0.00	0.00
03 2900 643 000	WEB/CLOUD BASED SOFTWARE DIST	0.00	0.00	0.00	0.00	0.00	0.00	0.00
03 2900 650 000	SUPPLIES-TECHNOLOGY RELATED DIST	0.00	0.00	0.00	0.00	0.00	0.00	0.00
03 2900 730 000	EQUIPMENT DIST	0.00	0.00	0.00	0.00	0.00	0.00	0.00
03 2900 732 000	VEHICLE ACQUISITION DIST	0.00	99,850.00	124,749.00	0.00	(124,749.00)	0.00	(124,749.00)
03 2900 733 000	FURN & EQUIP DIST	0.00	0.00	0.00	0.00	0.00	0.00	0.00
03 2900 734 000	HARDWARE DIST	0.00	0.00	0.00	0.00	0.00	0.00	0.00
03 2900 735 000	SOFTWARE DIST	0.00	0.00	0.00	0.00	0.00	0.00	0.00
03 2900 739 000	OTHER EQUIP DIST	0.00	0.00	0.00	0.00	0.00	0.00	0.00
2900	OTHER SUPPORT SERVICES	0.00	99,850.00	124,749.00	0.00	(124,749.00)	0.00	(124,749.00)
8000	TRANSFERS (OUTGOING)							
03 8000 911 000	TRANSFERS TO GENERAL FUND DIST	0.00	0.00	0.00	0.00	0.00	0.00	0.00
8000	TRANSFERS (OUTGOING)	0.00	0.00	0.00	0.00	0.00	0.00	0.00
03	DEPRECIATION	0.00	99,850.00	124,749.00	0.00	(124,749.00)	0.00	(124,749.00)

Account Number	Account Description	Revised Budget	Expended During Month	Expenditures to Date	% of Budget	Balance at EOM	P/ O Outstanding	Unencumbered Balance
05	UNEMPLOYMENT - SAVINGS							
2900	OTHER SUPPORT SERVICES							
05 2900 271 000	WORKER'S COMPENSATION TEACH/PROF DIST	0.00	0.00	3,664.61	0.00	(3,664.61)	0.00	(3,664.61)
2900	OTHER SUPPORT SERVICES	0.00	0.00	3,664.61	0.00	(3,664.61)	0.00	(3,664.61)
05	UNEMPLOYMENT - SAVINGS	0.00	0.00	3,664.61	0.00	(3,664.61)	0.00	(3,664.61)

Account Number	Account Description	Revised Budget	Expended During Month	Expenditures to Date	% of Budget	Balance at EOM	P/ O Outstanding	Unencumbered Balance
13 4500 734 003	BLDG ACQ & CONSTR - COMP HDWE PC	0.00	0.00	0.00	0.00	0.00	0.00	0.00
13 4500 734 004	BLDG ACQ & CONSTR - COMP HDWE HE	0.00	0.00	0.00	0.00	0.00	0.00	0.00
13 4500 734 005	BLDG ACQ & CONSTR - COMP HDWE BMS	0.00	0.00	0.00	0.00	0.00	0.00	0.00
13 4500 734 006	BLDG ACQ & CONSTR - COMP HDWE AP	0.00	0.00	0.00	0.00	0.00	0.00	0.00
13 4500 734 007	BLDG ACQ & CONSTR - COMP HDWE SE	0.00	0.00	0.00	0.00	0.00	0.00	0.00
13 4500 734 008	BLDG ACQ & CONSTR - COMP HDWE BSMS	0.00	0.00	0.00	0.00	0.00	0.00	0.00
13 4500 739 000	BLDG ACQ & CONSTR - EQUIPMENT DIST	0.00	0.00	0.00	0.00	0.00	0.00	0.00
13 4500 739 001	BLDG ACQ & CONSTR - EQUIPMENT BHS	0.00	0.00	0.00	0.00	0.00	0.00	0.00
13 4500 739 002	BLDG ACQ & CONSTR - EQUIPMENT BE	0.00	0.00	0.00	0.00	0.00	0.00	0.00
13 4500 739 003	BLDG ACQ & CONSTR - EQUIPMENT PC	0.00	0.00	0.00	0.00	0.00	0.00	0.00
13 4500 739 004	BLDG ACQ & CONSTR - EQUIPMENT HE	0.00	0.00	0.00	0.00	0.00	0.00	0.00
13 4500 739 005	BLDG ACQ & CONSTR - EQUIPMENT BMS	0.00	0.00	0.00	0.00	0.00	0.00	0.00
13 4500 739 006	BLDG ACQ & CONSTR - EQUIPMENT AP	0.00	0.00	0.00	0.00	0.00	0.00	0.00
13 4500 739 007	BLDG ACQ & CONSTR - EQUIPMENT SE	0.00	0.00	0.00	0.00	0.00	0.00	0.00
13 4500 739 008	BLDG ACQ & CONSTR - EQUIPMENT BSMS	0.00	0.00	0.00	0.00	0.00	0.00	0.00
13 4500 890 000	BLDG ACQ & CONSTR - OTHER MISC EXP	0.00	0.00	0.00	0.00	0.00	0.00	0.00
4500	BLDG ACQ & CONSTR	0.00	1,450,909.97	4,653,023.79	0.00	(4,653,023.79)	0.00	(4,653,023.79)
5000	DEBT SERVICES							
13 5000 807 000	REPAYMENT OF TAXES FOR REVALUED PROP	0.00	0.00	0.00	0.00	0.00	0.00	0.00
13 5000 831 000	REDEMPTION OF PRINCIPAL	0.00	0.00	0.00	0.00	0.00	0.00	0.00
13 5000 832 000	DEBT SERVICE INTEREST	0.00	0.00	0.00	0.00	0.00	0.00	0.00
13 5000 833 000	BOND ISS & OTHER DEBT-RELATED COSTS	0.00	0.00	0.00	0.00	0.00	0.00	0.00
5000	DEBT SERVICES	0.00	0.00	0.00	0.00	0.00	0.00	0.00
13	SPECIAL BUILDING FUND - CHECKING	0.00	1,450,909.97	4,708,376.88	0.00	(4,708,376.88)	0.00	(4,708,376.88)

01/09/2026 02:07 PM

Regular; Processing Month 12/2025

User ID: MDT

Account Number	Account Description	Revised Budget	Expended During Month	Expenditures to Date	% of Budget	Balance at EOM	P/ O Outstanding	Unencumbered Balance
21 2900 610 001 720	BHS French	0.00	116.69	193.77	0.00	(193.77)	17.97	(211.74)
21 2900 610 001 750	BHS Journalism	0.00	0.00	0.00	0.00	0.00	0.00	0.00
21 2900 610 001 800	BHS Miscellaneous	0.00	4,851.44	9,855.13	0.00	(9,855.13)	0.00	(9,855.13)
21 2900 610 001 801	BHS Robotics	0.00	0.00	1,502.22	0.00	(1,502.22)	180.00	(1,682.22)
21 2900 610 001 802	BHS Quiz Bowl	0.00	259.00	259.00	0.00	(259.00)	0.00	(259.00)
21 2900 610 001 804	BHS Multi Cultural Club	0.00	(22.00)	378.02	0.00	(378.02)	0.00	(378.02)
21 2900 610 001 805	BHS Boys' Youth Basketball	0.00	3,735.30	4,282.29	0.00	(4,282.29)	2,270.00	(6,552.29)
21 2900 610 001 806	BHS Outdoor Club	0.00	20.00	130.66	0.00	(130.66)	0.00	(130.66)
21 2900 610 001 807	BHS Key Club	0.00	449.71	449.71	0.00	(449.71)	0.00	(449.71)
21 2900 610 001 809	BHS National Honor Society	0.00	0.00	46.28	0.00	(46.28)	0.00	(46.28)
21 2900 610 001 811	BHS Prism Club	0.00	0.00	0.00	0.00	0.00	0.00	0.00
21 2900 610 001 820	BHS Environmental Science	0.00	0.00	0.00	0.00	0.00	0.00	0.00
21 2900 610 001 825	BHS Girls' Youth Basketball	0.00	124.55	199.55	0.00	(199.55)	0.00	(199.55)
21 2900 610 001 830	BHS PSAT/AP	0.00	0.00	2,083.50	0.00	(2,083.50)	0.00	(2,083.50)
21 2900 610 001 835	BHS Drivers' Education	0.00	0.00	0.00	0.00	0.00	0.00	0.00
21 2900 610 001 840	BHS Baylor Test Prep	0.00	0.00	0.00	0.00	0.00	0.00	0.00
21 2900 610 001 850	BHS Post Prom	0.00	0.00	0.00	0.00	0.00	0.00	0.00
21 2900 610 001 865	BHS Engineering	0.00	0.00	0.00	0.00	0.00	0.00	0.00
21 2900 610 001 890	BHS Student Senate	0.00	582.52	6,123.26	0.00	(6,123.26)	1,082.35	(7,205.61)
21 2900 610 001 900	BHS Music	0.00	0.00	0.00	0.00	0.00	0.00	0.00
21 2900 610 001 905	BHS Music Student Fundraising	0.00	0.00	0.00	0.00	0.00	0.00	0.00
21 2900 610 001 910	BHS Musical	0.00	0.00	0.00	0.00	0.00	0.00	0.00
21 2900 610 001 915	BHS Music Resale	0.00	0.00	0.00	0.00	0.00	0.00	0.00
21 2900 610 001 950	BHS Vocational	0.00	0.00	0.00	0.00	0.00	0.00	0.00
21 2900 610 001 952	BHS Art Lab	0.00	0.00	84.26	0.00	(84.26)	237.70	(321.96)
21 2900 610 001 953	BHS Art International Travel	0.00	0.00	0.00	0.00	0.00	0.00	0.00
21 2900 610 001 955	BHS Shop	0.00	0.00	0.00	0.00	0.00	0.00	0.00
21 2900 610 001 970	BHS Library	0.00	0.00	0.00	0.00	0.00	0.00	0.00
21 2900 610 002 210	BE Band Resale	0.00	0.00	0.00	0.00	0.00	0.00	0.00
21 2900 610 002 550	BE Miscellaneous	0.00	0.00	491.53	0.00	(491.53)	0.00	(491.53)
21 2900 610 002 555	BE Yearbook	0.00	0.00	0.00	0.00	0.00	0.00	0.00
21 2900 610 002 590	BE Student Council	0.00	0.00	266.48	0.00	(266.48)	625.00	(891.48)
21 2900 610 002 975	BE Library	0.00	0.00	689.07	0.00	(689.07)	0.00	(689.07)
21 2900 610 003 215	PC Band Resale	0.00	0.00	0.00	0.00	0.00	0.00	0.00
21 2900 610 003 505	PC Student Council	0.00	0.00	0.00	0.00	0.00	0.00	0.00
21 2900 610 003 557	PC Miscellaneous	0.00	0.00	0.00	0.00	0.00	0.00	0.00
21 2900 610 003 558	PC Yearbook	0.00	0.00	0.00	0.00	0.00	0.00	0.00
21 2900 610 003 971	PC Library	0.00	0.00	1,347.08	0.00	(1,347.08)	0.00	(1,347.08)
21 2900 610 004 220	HE Band Resale	0.00	0.00	495.00	0.00	(495.00)	733.00	(1,228.00)
21 2900 610 004 510	HE Student Council	0.00	98.76	153.72	0.00	(153.72)	0.00	(153.72)
21 2900 610 004 560	HE Miscellaneous	0.00	0.00	1,242.66	0.00	(1,242.66)	0.00	(1,242.66)
21 2900 610 004 565	HE Yearbook	0.00	0.00	0.00	0.00	0.00	0.00	0.00
21 2900 610 004 995	HE Library	0.00	0.00	544.80	0.00	(544.80)	0.00	(544.80)
21 2900 610 005 101	BMS Athletics	0.00	119.98	698.39	0.00	(698.39)	0.00	(698.39)
21 2900 610 005 110	BMS Football	0.00	0.00	2,549.76	0.00	(2,549.76)	2,249.61	(4,799.37)
21 2900 610 005 112	BMS Track	0.00	0.00	0.00	0.00	0.00	0.00	0.00
21 2900 610 005 120	BMS Volleyball	0.00	0.00	1,333.80	0.00	(1,333.80)	0.00	(1,333.80)
21 2900 610 005 130	BMS Boys' Basketball	0.00	720.00	2,397.70	0.00	(2,397.70)	0.00	(2,397.70)
21 2900 610 005 140	BMS Girls' Basketball	0.00	0.00	0.00	0.00	0.00	0.00	0.00
21 2900 610 005 146	BMS Cross Country	0.00	126.28	1,409.78	0.00	(1,409.78)	0.00	(1,409.78)
21 2900 610 005 185	BMS Wrestling	0.00	213.00	1,200.95	0.00	(1,200.95)	0.00	(1,200.95)
21 2900 610 005 601	BMS FBLA	0.00	0.00	0.00	0.00	0.00	0.00	0.00
21 2900 610 005 803	BMS Robotics	0.00	0.00	0.00	0.00	0.00	0.00	0.00
21 2900 610 005 810	BMS PTO	0.00	0.00	0.00	0.00	0.00	0.00	0.00
21 2900 610 005 845	BMS Yearbook	0.00	0.00	231.15	0.00	(231.15)	270.00	(501.15)

Account Number	Account Description	Revised Budget	Expended During Month	Expenditures to Date	% of Budget	Balance at EOM	P/ O Outstanding	Unencumbered Balance
21 2900 610 005 860	BMS Engineering	0.00	0.00	0.00	0.00	0.00	0.00	0.00
21 2900 610 005 870	BMS Leadership Group	0.00	0.00	0.00	0.00	0.00	0.00	0.00
21 2900 610 005 872	BMS Service Club	0.00	0.00	0.00	0.00	0.00	0.00	0.00
21 2900 610 005 891	BMS Student Senate	0.00	161.87	161.87	0.00	(161.87)	200.00	(361.87)
21 2900 610 005 892	BMS Cooking Club	0.00	214.87	326.74	0.00	(326.74)	369.27	(696.01)
21 2900 610 005 893	BMS Miscellaneous	0.00	0.00	0.00	0.00	0.00	0.00	0.00
21 2900 610 005 916	BMS Music Resale	0.00	0.00	0.00	0.00	0.00	0.00	0.00
21 2900 610 005 951	BMS Tech & Living	0.00	0.00	0.00	0.00	0.00	0.00	0.00
21 2900 610 005 996	BMS Library	0.00	55.36	714.36	0.00	(714.36)	0.00	(714.36)
21 2900 610 006 221	AP Band Resale	0.00	0.00	1,033.42	0.00	(1,033.42)	0.00	(1,033.42)
21 2900 610 006 511	AP Student Council	0.00	0.00	338.00	0.00	(338.00)	0.00	(338.00)
21 2900 610 006 561	AP Miscellaneous	0.00	162.94	1,123.79	0.00	(1,123.79)	1,217.36	(2,341.15)
21 2900 610 006 566	AP Yearbook	0.00	0.00	0.00	0.00	0.00	0.00	0.00
21 2900 610 006 976	AP Library	0.00	389.07	447.07	0.00	(447.07)	0.00	(447.07)
21 2900 610 007 222	SE Band Resale	0.00	0.00	0.00	0.00	0.00	0.00	0.00
21 2900 610 007 512	SE Student Council	0.00	0.00	210.64	0.00	(210.64)	0.00	(210.64)
21 2900 610 007 567	SE Miscellaneous	0.00	0.00	0.00	0.00	0.00	0.00	0.00
21 2900 610 007 568	SE Yearbook	0.00	0.00	0.00	0.00	0.00	0.00	0.00
21 2900 610 007 972	SE Library	0.00	0.00	105.00	0.00	(105.00)	1,877.69	(1,982.69)
21 2900 610 008 102	BSMS Athletics	0.00	59.46	2,823.83	0.00	(2,823.83)	0.00	(2,823.83)
21 2900 610 008 121	BSMS Football	0.00	3,305.00	5,370.00	0.00	(5,370.00)	1,350.00	(6,720.00)
21 2900 610 008 122	BSMS Track	0.00	315.00	315.00	0.00	(315.00)	0.00	(315.00)
21 2900 610 008 123	BSMS Volleyball	0.00	0.00	1,080.00	0.00	(1,080.00)	0.00	(1,080.00)
21 2900 610 008 124	BSMS Boys' Basketball	0.00	900.00	3,000.00	0.00	(3,000.00)	0.00	(3,000.00)
21 2900 610 008 143	BSMS Girls' Basketball	0.00	408.85	408.85	0.00	(408.85)	0.00	(408.85)
21 2900 610 008 147	BSMS Cross Country	0.00	0.00	464.00	0.00	(464.00)	0.00	(464.00)
21 2900 610 008 186	BSMS Wrestling	0.00	2,333.49	2,751.49	0.00	(2,751.49)	0.00	(2,751.49)
21 2900 610 008 602	BSMS FBLA	0.00	0.00	0.00	0.00	0.00	0.00	0.00
21 2900 610 008 808	BSMS Robotics	0.00	0.00	0.00	0.00	0.00	0.00	0.00
21 2900 610 008 846	BSMS Yearbook	0.00	0.00	0.00	0.00	0.00	0.00	0.00
21 2900 610 008 861	BSMS Engineering	0.00	0.00	0.00	0.00	0.00	0.00	0.00
21 2900 610 008 871	BSMS Service Club	0.00	0.00	78.00	0.00	(78.00)	0.00	(78.00)
21 2900 610 008 894	BSMS Student Senate	0.00	65.96	137.96	0.00	(137.96)	0.00	(137.96)
21 2900 610 008 895	BSMS Cooking Club	0.00	57.75	397.19	0.00	(397.19)	94.33	(491.52)
21 2900 610 008 896	BSMS Miscellaneous	0.00	0.00	0.00	0.00	0.00	0.00	0.00
21 2900 610 008 917	BSMS Music Resale	0.00	0.00	0.00	0.00	0.00	0.00	0.00
21 2900 610 008 997	BSMS Library	0.00	0.00	825.07	0.00	(825.07)	0.00	(825.07)
2900	OTHER SUPPORT SERVICES	0.00	55,674.48	213,031.61	0.00	(213,031.61)	28,676.36	(241,707.97)
21	ACTIVITY FUND	0.00	55,674.48	213,031.61	0.00	(213,031.61)	28,676.36	(241,707.97)

Account Number	Account Description	Revised Budget	Expended During Month	Expenditures to Date	% of Budget	Balance at EOM	P/ O Outstanding	Unencumbered Balance
22	STUDENT FEE FUND							
2190	OTHER PUPIL SUPPORT SERVICES							
22 2190 340 000 670	REPAIRS	0.00	0.00	2,653.89	0.00	(2,653.89)	1,226.50	(3,880.39)
22 2190 610 000 670	SUPPLIES	0.00	0.00	38.56	0.00	(38.56)	0.00	(38.56)
2190	OTHER PUPIL SUPPORT SERVICES	0.00	0.00	2,692.45	0.00	(2,692.45)	1,226.50	(3,918.95)
22	STUDENT FEE FUND	0.00	0.00	2,692.45	0.00	(2,692.45)	1,226.50	(3,918.95)

Account Number	Account Description	Revised Budget	Expended During Month	Expenditures to Date	% of Budget	Balance at EOM	P/ O Outstanding	Unencumbered Balance
25	BOND FUND							
5000	DEBT SERVICES							
25 5000 831 000	REDEMPTION OF PRINCIPAL	0.00	0.00	2,328,459.51	0.00	(2,328,459.51)	0.00	(2,328,459.51)
25 5000 832 000	DEBT SERVICE INTEREST	0.00	0.00	2,650,000.00	0.00	(2,650,000.00)	0.00	(2,650,000.00)
25 5000 833 000	BOND ISS & OTHER DEBT-RELATED COSTS	0.00	0.00	2,400.00	0.00	(2,400.00)	0.00	(2,400.00)
25 5000 890 000	OTHER MISC EXPENSES	0.00	0.00	0.00	0.00	0.00	0.00	0.00
5000	DEBT SERVICES	0.00	0.00	4,980,859.51	0.00	(4,980,859.51)	0.00	(4,980,859.51)
25	BOND FUND	0.00	0.00	4,980,859.51	0.00	(4,980,859.51)	0.00	(4,980,859.51)

Account Number	Account Description	Revised Budget	Expended During Month	Expenditures to Date	% of Budget	Balance at EOM	P/ O Outstanding	Unencumbered Balance
Grand Total:		56,980,007.00	6,143,440.04	28,293,095.96	49.98	28,686,911.04	182,685.03	28,504,226.01

	<u>PIK/Gross</u>	<u>Amount</u>	<u>Expense/ Employer</u>	<u>Adjustment Amount</u>	<u>Check Total</u>	<u>Payee ID</u>	<u>Payee Name</u>	
Checking Account ID: GENERAL								
ADD								
ACTDRIVE Activity Driver			7,306.79					
ACTIVITY Activity			2,515.00					
BEREAVE Bereavement			1,106.22					
CREDITREC Credit Recovery			201.42					
CURR1 Curriculum Work			311.52					
GERTDRIV Route Driver			21,628.80					
HOURLY Hourly			268,626.28					
INHOUSE In-House Sub			2,009.00					
OT Overtime			11,112.78					
OT1 Overtime Act			708.75					
PARASUB Substitute Paraprofessional			8,135.53					
PERSONAL Personal			2,319.79					
SATURDAY Saturday School			570.69					
SICK Sick			10,703.37					
SPDRIVE Sped Driver			20,591.78					
SUB Substitute			63,612.50					
SUBACCBMS Sub Accompanist BMS			89.54					
SUBLT Substitute Long Term			10,735.00					
VACATION Vacation			1,272.00					
			433,556.76					
CONTRACT								
C01 Contract			2,108,142.09					
C02 Contract			669.82					
EXTRADUTY1 Extra Duty			45,300.04					
EXTRADUTY2 Extra Duty			12,602.04					
EXTRADUTY3 Extra Duty			4,585.13					
EXTRADUTY4 Extra Duty			997.20					
EXTRADUTY5 Extra Duty			243.91					
INLIEU Cash in lieu			51,839.16					
LONGEVITY Longevity			3,812.97					
LTD Long Term Disability			5,326.49					
PHONESTIP Cell Phone Stipend			90.00					
			2,233,608.85					
DEDUCTION								
403B TSA 403b	4,242.62				4,242.62	403B	403B Consultants LLC	A
403BROTH 403b Roth	2,160.00				2,160.00	403B	403B Consultants LLC	A
AFLAC AFLAC	168.39				168.39	AFLAC	Aflac	A
CAFEMED Med Reimb FSA	7,696.33				7,696.33	BPSSECT125	BPS Section 125 Plan	
CAICGROUP CAIC Group	126.83				126.83	AFLACGROUP	Aflac Group Insurance	
DENTAL Dental	17,660.72	20,443.30			38,104.02	BCBS	Blue Cross/Blue Shield of NE	
DEPCARE Dep Care FSA	7,837.60				7,837.60	BPSSECT125	BPS Section 125 Plan	
HEALTHINS Health Insur		542,021.71			542,021.71	BCBS	Blue Cross/Blue Shield of NE	
HORMANLIFE H.Mann Life	419.94				419.94	HORMANLIFE	Horace Mann Life Insurance Company	
LTDISAB Long Term Disab	5,326.49				5,326.49	MADNATL	Madison National Life Ins. Co., Inc.	
LUCENTGARN Garnishment	279.61				279.61	LUCENTCASH	Lucent Cash	
LVNVGARN Garnishment	27.24				27.24	LVNVGARN	LVNV Funding LLC	
NECHLDSPTT Child Sppt	365.00				365.00	NECHLDSPTT	NCSPC	
NFMGARN Garnishment	467.83				467.83	NFMGARN	NEBRASKA FURNITURE MART	
NISLIFE Life		1,073.10			1,073.10	NISLIFE	Madison National Life Ins. Co, Inc	
NISVOLLIFE Vol Life	1,533.65				1,533.65	NISLIFE	Madison National Life Ins. Co, Inc	
SECURBENE Sec Ben 403b	3,856.67				3,856.67	SECURBENE	SECURITY BENEFIT	
STANDACCID Accident	2,809.61				2,809.61	STANDARD	Standard Insurance Company	
STANDCRIT Critical	2,183.10				2,183.10	STANDARD	Standard Insurance Company	
STANDHOSP Hospital	1,549.02				1,549.02	STANDARD	Standard Insurance Company	
SURENCYEYE Vision	2,897.56				2,897.56	SURENCY	Surency Life and Health	
TEAMMATES Teammates	511.00				511.00	TEAMMATES	TEAMMATES	
TRUSTMARK Trustmark	3,600.27				3,600.27	TRUSTMARK	TRUSTMARK VOLUNTARY	

	<u>PIK/Gross</u>	<u>Amount</u>	<u>Expense/ Employer</u>	<u>Adjustment Amount</u>	<u>Check Total</u>	<u>Payee ID</u>	<u>Payee Name</u>	
		65,719.48	563,538.11	0.00	629,257.59		BENEFIT SOLUTIONS INC	
INDIVIDUAL BANK ACCOUNT DEDUCTION								
HSA HSA	482,592.32	18,917.08	24,427.49		43,344.57			D
MISSEDHSA HSA Back Pay	7,527.70		360.75		360.75			D
		18,917.08	24,788.24	0.00	43,705.32			
RET DEDUCTION								
NPERS Retirement	2,509,903.13	200,792.14	184,477.94		385,270.08	BPSBUS	BPS Business Account	
NPERSCORR NPERS Correct	3,674.85	(182.68)	(232.26)		(414.94)	BPSBUS	BPS Business Account	
NPERSINC Retirement	2,509,903.13		18,322.42		18,322.42	BPSBUS	BPS Business Account	
		200,609.46	202,568.10	0.00	403,177.56			
TAX								
FIT FIT	2,403,152.35	189,305.14			189,305.14	EFTPS	ELECTRONIC FEDERAL TAX PAYMENT SYSTEM	A
FUTA FUTA	2,667,165.61							
MEDICARE MEDICARE	2,611,861.10	38,053.33	37,872.10		75,925.43	EFTPS	ELECTRONIC FEDERAL TAX PAYMENT SYSTEM	A
SITNE SIT NE	2,403,152.35	82,470.04			82,470.04	BPSBUS	BPS Business Account	
SOCSEC SOC SEC	2,591,724.15	160,687.11	160,687.11		321,374.22	EFTPS	ELECTRONIC FEDERAL TAX PAYMENT SYSTEM	A
SUTANE SUTA NE	2,667,165.61							
WCNE WORK COMP NE	2,667,165.61							
		470,515.62	198,559.21	0.00	669,074.83			
						Net Pay:	1,911,403.97	
						Cash Total:	3,656,619.27	
Non - FIT Taxable Deductions		264,013.26						
Non - SIT Taxable Deductions		264,013.26						
Non - SOC SEC Taxable Deductions		55,304.51						
Non - MEDICARE Taxable Deductions		55,304.51						
Direct Deposits		1,955,109.29						
Automatic Payments		593,175.80						
Adds + Contracts + Deduction Adds		2,667,165.61						

	<u>PIK/Gross</u>	<u>Amount</u>	<u>Expense/ Employer</u>	<u>Adjustment Amount</u>	<u>Check Total</u>	<u>Payee ID</u>	<u>Payee Name</u>	
Checking Account ID: HOTLUNCH								
ADD								
COOKSUB Substitute Cook			7,423.05					
HOURLY Hourly			58,564.73					
PERSONAL Personal			852.45					
SICK Sick			2,670.59					
			<u>69,510.82</u>					
CONTRACT								
C01 Contract			7,562.19					
INLIEU Cash in lieu			936.44					
LTD Long Term Disability			131.51					
			<u>8,630.14</u>					
DEDUCTION								
DENTAL Dental		233.38	253.09		486.47	BCBS	Blue Cross/Blue Shield of NE	
HEALTHINS Health Insur		712.08	4,981.63		5,693.71	BCBS	Blue Cross/Blue Shield of NE	
LTDISAB Long Term Disab		131.51			131.51	MADNATL	Madison National Life Ins. Co., Inc.	
NISLIFE Life			68.25		68.25	NISLIFE	Madison National Life Ins. Co, Inc	
NISVOLLIFE Vol Life		125.82			125.82	NISLIFE	Madison National Life Ins. Co, Inc	
STANDACCID Accident		139.97			139.97	STANDARD	Standard Insurance Company	
STANDCRIT Critical		122.60			122.60	STANDARD	Standard Insurance Company	
STANDHOSP Hospital		50.75			50.75	STANDARD	Standard Insurance Company	
SURENCYEYE Vision		89.40			89.40	SURENCY	Surency Life and Health	
TRUSTMARK Trustmark		123.78			123.78	TRUSTMARK	TRUSTMARK VOLUNTARY BENEFIT SOLUTIONS INC	
		<u>1,729.29</u>	<u>5,302.97</u>	<u>0.00</u>	<u>7,032.26</u>			
RET DEDUCTION								
NPERS Retirement	69,649.96	5,571.99	5,119.27		10,691.26	BPSBUS	BPS Business Account	
NPERSINC Retirement	69,649.96		508.45		508.45	BPSBUS	BPS Business Account	
		<u>5,571.99</u>	<u>5,627.72</u>	<u>0.00</u>	<u>11,199.71</u>			
TAX								
FIT FIT	71,534.11	2,081.37			2,081.37	EFTPS	ELECTRONIC FEDERAL TAX PAYMENT SYSTEM	A
FUTA FUTA	78,140.96							
MEDICARE MEDICARE	77,106.10	1,118.05	1,118.05		2,236.10	EFTPS	ELECTRONIC FEDERAL TAX PAYMENT SYSTEM	A
SITNE SIT NE	71,534.11	1,274.95			1,274.95	BPSBUS	BPS Business Account	
SOCSEC SOC SEC	77,106.10	4,780.59	4,780.59		9,561.18	EFTPS	ELECTRONIC FEDERAL TAX PAYMENT SYSTEM	A
SUTANE SUTA NE	78,140.96							
WCNE WORK COMP NE	78,140.96							
		<u>9,254.96</u>	<u>5,898.64</u>	<u>0.00</u>	<u>15,153.60</u>			
						Net Pay:	61,584.72	
						Cash Total:	94,970.29	
Non - FIT Taxable Deductions		6,606.85						
Non - SIT Taxable Deductions		6,606.85						
Non - SOC SEC Taxable Deductions		1,034.86						
Non - MEDICARE Taxable Deductions		1,034.86						
Direct Deposits		61,584.72						
Automatic Payments		13,878.65						
Adds + Contracts + Deduction Adds		78,140.96						

Vendor Name	Vendor Description	Amount
GENERAL FUND CHECKING		
A UNITED AUTOMATIC DOORS & GLASS, INC		\$155.00
ACCESS SYSTEMS LEASING		\$13,459.27
ACCESS SYSTEMS		\$438.27
ADVANCE AUTO PARTS		\$115.69
ALL MAKES		\$261.45
AMAZON CAPITAL SERVICES		\$15,362.77
APPLE INC		\$134,560.00
ARBOR FAMILY COUNSELING		\$14,916.30
ARNOLD MOTOR SUPPLY		\$173.92
Assmann, Kathryn		\$24.29
BADGER BODY		\$2,423.95
BAUER BUILT INC		\$1,405.12
BENNINGTON AUTO INC		\$1,810.92
Biehler, Hallie		\$24.78
Bohn, Benjamin		\$402.93
Bombeck, Daniel		\$119.98
Bottorff, Alexandria		\$52.43
Bouaphakeo, Ann		\$65.66
BOUND TO STAY BOUND BOOKS		\$374.18
BOYS TOWN		\$12,600.00
CDW GOVERNMENT		\$200,359.70
CERRIS SYSTEMS		\$46,661.93
Christensen, Jamie		\$38.92
Christensen, Jennifer		\$89.93
Coble-Obermeyer, Kristi		\$55.65
COMMERCIAL ICE CONTROL		\$1,401.40
CONTINENTAL CLAY COMPANY		\$1,106.20
COX BUSINESS		\$1,322.65
CUBBY'S, INC		\$9,237.39
CULLIGAN		\$42.00
Dacy, Brianne		\$131.96
DAILY RECORD, THE		\$353.33
DeHart, Melissa		\$81.90
DESIGN SCIENCE, INC		\$1,020.00
DH PACE COMPANY		\$1,571.75
DIETZE MUSIC HOUSE, INC		\$1,724.86
DR. VINYL SERVICE CENTER, LLC		\$150.00
ELECTRICITY, LLC		\$4,918.71
ELECTRONIC SOUND INC		\$65.00
Engel, Olivia		\$20.23
ESU 2		\$9,378.33
ESU 3		\$22,721.91
Fangmeier, Kelli		\$585.38
FIBER PLATFORM, LLC		\$2,190.59
FIRST STUDENT, INC		\$54,243.09
FIRST WIRELESS INC		\$3,890.18
Fitzgerald, Abby		\$73.85
FOLLETT CONTENT SOLUTIONS, LLC		\$1,498.96
FOSTER'S SHARPENING SERVICE		\$199.00
Garton, Jill		\$390.06
GARY CLEMMER		\$270.00
GUMDROP BOOKS		\$1,112.18
HARLOW'S SCHOOL BUS SERVICE, INC.		\$9,869.80
HD SUPPLY, INC.		\$11,299.48
HEARTLAND TIRES & TREADS		\$3,967.26

Vendor Name	Vendor Description	Amount
HILAND DAIRY, INC.		\$42.76
Hoff, Nicholas		\$385.51
HOUGHTON MIFFLIN HARCOURT PUBLISHING CO.		\$1,181.84
HY-VEE INC		\$134.88
I3 BANK		\$80.00
Ingram, Zavaire		\$148.40
INTERSTATE POWER SYSTEMS, INC		\$3,602.17
JAYMAR BUSINESS FORMS, INC		\$700.56
Johanek, Jay		\$98.00
JOHN DEERE FINANCIAL		\$941.66
JUNIOR LIBRARY GUILD		\$1,777.44
JUST FOR KIDS THERAPY INC		\$20,648.25
Kramer, Brittany		\$644.04
Lamberty, Gregory		\$88.20
LANG DIESEL INC		\$761.41
LEXIA VOYAGER SOPRIS INC.		\$322.00
Loptin, Robbie		\$125.30
MAX ABILITY THERAPY SERVICES		\$13,485.00
MAXIM HEALTH CARE SERVICES		\$2,757.24
METROPOLITAN UTILITIES DISTRICT		\$22,779.00
MIDWEST BUS PARTS		\$207.50
MIDWEST TURF & IRRIGATION		\$553.93
Mitchell, Kimberly		\$390.06
NE COUNCIL ON ECONOMIC EDUCATION		\$400.00
NEBRASKA COUNCIL OF SCHOOL ADMINISTRATORS		\$555.00
NEBRASKA PEDIATRIC PRACTICE INC		\$2,500.00
NEBRASKA.GOV		\$96.50
OCCUPATIONAL HEALTH CENTERS OF NE, P.C.		\$115.00
Ohlson, Calena		\$56.00
OMAHA CHILDREN'S MUSEUM		\$1,390.00
ONE CALL CONCEPTS		\$13.12
ONE SOURCE		\$510.45
OPPD		\$75,547.00
OVERDRIVE INC		\$4,500.00
Palensky, Leah		\$585.38
Panning, Emily		\$380.10
PERRY LAW FIRM		\$1,544.80
PINNACLE GC INC.		\$3,100.00
Plas, Aaron		\$214.20
POPCO INC., DBA IDEAL PURE WATER		\$5.00
PORT-A-JOHNS INC		\$150.00
Powell, Emilie		\$350.46
PRESTO-X		\$1,141.51
PRIME SECURED, INC		\$20,582.34
PRO-ED, INC		\$760.10
QUALITY BUS & TRUCK PARTS		\$53.00
RETIREMENT PLAN CONSULTANTS LLC		\$400.00
RTG BUILDING SERVICES, INC		\$81,577.08
SAPP BROS., INC.		\$4,545.07
SCHOLASTIC ART AWARDS OF NE		\$180.00
Sindelar, Kathryn		\$38.50
SLP TOOLKIT LLC		\$360.00
SN CONTRACTING, LLC		\$24,435.00
SPARQ DATA SOLUTIONS		\$6,400.00

Vendor Name	Vendor Description	Amount
Spilker-Kinning, Jessica		\$337.88
SPORTS FACILITY MAINTENANCE, LLC		\$975.00
STERICYCLE, INC		\$444.20
Stuart, Jyntri		\$472.50
SUMMIT FIRE PROTECTION CO.		\$5,090.00
TEACHER'S DISCOVERY		\$47.98
TK ELEVATOR CORPORATION		\$1,658.75
Townsend, Jake		\$56.00
TRAN, TRINH		\$60.00
TRANE US INC		\$6,507.40
TYLER TECHNOLOGIES, INC		\$2,292.50
Uchtman, Robert		\$96.60
Underwood, Sheryl		\$224.70
US BANK		\$10,123.26
USIC LOCATING SERVICES, LLC		\$258.96
VERIZON		\$374.00
VISITING NURSE HEALTH SERVICES		\$5,445.00
VOSS, DOUGLAS		\$756.00
WALDINGER CORPORATION, THE		\$1,285.57
WASHINGTON COUNTY TREASURER		\$82.77
WHC NE, LLC DBA ZTRIP		\$7,875.26
WHITE CASTLE ROOFING		\$2,394.00
WM CORPORATE SERVICES, INC		\$8,578.98
WOODHOUSE		\$253.72
Wright, Nicole		\$78.40
WYATT DREW		\$60.00
Young, Norise		\$87.43
ZONES OF REGULATION, INC., THE		\$144.00
Fund Number 01		<hr/> \$951,192.11
Checking Account ID GENERAL		<hr/> \$951,192.11
SPECIAL BUILDING FUND - CHECKING		
DLR GROUP		\$872,672.34
ELLIOTT, MITCHELL		\$2,596.00
HAUSMANN CONSTRUCTION, INC		\$1,294,568.09
OLSSON ASSOCIATES		\$1,650.00
ROHWER FAMILY LIMITED PARTNERSHIP, THE		\$42,878.00
SHORT ELLIOTT HENDRICKSON, INC		\$640.00
TERRACON CONSULTANTS INC		\$44,427.75
Fund Number 13		<hr/> \$2,259,432.18
Checking Account ID SPECBLDG		<hr/> \$2,259,432.18
STUDENT FEE FUND		
AGPARTS WORLDWIDE, INC		\$1,312.25
Fund Number 22		<hr/> \$1,312.25
Checking Account ID STUDENTFEE		<hr/> \$1,312.25

01/09/2026 02:05 PM

User ID: MDT

Fund Number		Beginning Cash	Revenues	Expenses	Payables Change	Ending Cash
01	GENERAL FUND CHECKING	415,068.95	3,550,827.27	(4,346,893.89)	0.00	2,243,558.36
02	NUTRITION SERVICES	955,353.56	193,704.86	(190,111.70)	0.00	958,946.72
03	DEPRECIATION	150,089.44	49.76	(99,850.00)	0.00	150,139.20
04	SPECIAL BUILDING FUND - SAVINGS	92,714.14	1,432.97	0.00	0.00	94,147.11
05	UNEMPLOYMENT - SAVINGS	12,400.95	1.12	0.00	0.00	12,402.07
06	GENERAL - SAVINGS	358,331.31	328,683.72	0.00	0.00	367,108.50
08	BUSINESS ACCT	15,500.00	0.00	0.00	0.00	15,500.00
13	SPECIAL BUILDING FUND - CHECKING	100,009.04	25.02	(1,450,909.97)	0.00	100,025.02
14	BUILDING FUND - NLAf	8,497,649.84	23,025.44	0.00	0.00	7,069,774.35
15	QSC BONDS - NLAf	0.01	0.00	0.00	0.00	0.01
16	QSC BONDS -SAVINGS	30,706.91	2.78	0.00	0.00	30,709.69
18	GENERAL FUND CDARS	5,197,581.89	10,650.76	0.00	0.00	2,903,583.15
19	BUILDING FUND CDARS	378,470.01	1,074.65	0.00	0.00	379,544.66
20	DEPRECIATION CDARS	5,183,995.33	14,541.80	0.00	0.00	5,098,687.13
21	ACTIVITY FUND	649,006.96	82,969.92	(55,674.48)	0.00	676,302.40
22	STUDENT FEE FUND	73,696.10	629.28	0.00	0.00	74,325.38
24	QSC BONDS CDARS	652,915.50	1,853.89	0.00	0.00	654,769.39
25	BOND FUND	5,735,025.73	30,559.05	0.00	0.00	5,765,584.78
27	UNEMPLOYMENT CDARS	293,649.09	833.73	0.00	0.00	294,482.82
Grand Total:		28,792,164.76	4,240,866.02	(6,143,440.04)	0.00	26,889,590.74

Vendor Name	Vendor Description	Amount
NUTRITION SERVICES		
AMAZON CAPITAL SERVICES		\$500.00
CINTAS CORPORATION		\$1,098.18
EAKES OFFICE SOLUTIONS		\$7,275.10
GENERAL PARTS LLC		\$1,020.69
GREATER OMAHA REFRIGERATION		\$1,232.43
HILAND DAIRY, INC.		\$15,361.38
HOBART SERVICE		\$704.18
PEPSICO		\$2,874.48
PERFORMANCE FOODSERVICE		\$59,441.03
ROTELLA'S ITALIAN BAKERY		\$3,929.28
US BANK		\$331.35
WALDINGER CORPORATION, THE		\$1,219.37
Watsabaugh, Tracy		\$153.94
Fund Number 02		<hr/> \$95,141.41
Checking Account ID HOTLUNCH		<hr/> \$95,141.41

Vendor Name	Vendor Description	Amount
ACTIVITY FUND		
ABELS, SCOT		\$195.00
AMAZON CAPITAL SERVICES		\$4,644.76
Anderson, Michael		\$197.50
APPLEBY, KELSEY		\$100.00
AQUINAS CATHOLIC SCHOOL		\$175.00
ARBITERSPORTSLLC		\$770.50
ARCHIE, DANIEL		\$140.00
ARCHIE, JASMINE		\$270.00
ARVIN, BRIAN		\$200.00
AVEL & CO		\$1,519.00
AWARDS UNLIMITED, INC.		\$221.95
BALKOVEC, ANDREW		\$270.00
BALKOVEC, STEVEN		\$360.00
BARRY, GRANT		\$25.00
BENNINGTON BASEBALL CLUB INC		\$2,000.00
BENNINGTON SOUTH MIDDLE SCHOOL		\$1,553.62
BODLAK, TYSON		\$0.00
BRILEY, ARA		\$60.00
BRILEY, GRACE		\$60.00
BROWN, JAYDEN		\$270.00
BROWN, JORDAN		\$90.00
BSN SPORTS LLC		\$8,493.58
BYRNE, RYAN		\$0.00
CARTER, DEMA		\$70.00
COMFORT INN GRAND ISLAND		\$1,431.00
COPSEY, TYLER		\$400.00
COUNCIL BLUFFS SOCCER CLUB		\$1,575.00
COURTYARD INK		\$562.03
DRIGGS, OWEN		\$50.00
EISCHEID, MATT		\$0.00
ELECTRONIC CONTRACTING COMPANY INC		\$2,756.25
FANGMEIER, WYNN		\$125.00
FASTSIGNS		\$785.14
FESER, GERALD		\$280.00
FITZKE, ANDREW		\$195.00
FITZKE, TYLER		\$292.50
FORT CALHOUN HIGH SCHOOL		\$135.00
FUCHS, RYDER		\$125.00
FUTURE BUSINESS LEADERS OF AMERICA, INC		\$75.00
GATSON, PERNELL		\$400.00
GODEL, JAKOB		\$97.50
GRAND ISLAND SENIOR HIGH SCHOOL		\$700.00
GRIZZLE, CHASE		\$195.00
HAGEDORN, TYLER		\$140.00
HALE, JAMAAL		\$70.00
HALL, NATHAN		\$140.00
HAMPTON INN SCOTTSBLUFF		\$1,100.00
HARSTICK, JASON		\$200.00
HARTUNG, JASON		\$70.00
HAUFF MID AMERICA SPORTS		\$4,501.85
HAYNES, AUSTAN		\$140.00
HEISS, BEAU		\$97.50
HELLMAN, JASON		\$140.00
HENELY, DOUG		\$70.00
HOLDORF, JAIMEY		\$210.00

Vendor Name	Vendor Description	Amount
HOSPODKA, JOEL		\$400.00
HY-VEE INC		\$1,002.95
JANDA, CHRIS		\$0.00
JENKINS, SAVANNAH		\$50.00
JOHNSON, ARLD		\$90.00
KATUSIN, JASON		\$100.00
KOCH, KEVIN		\$195.00
KORBEL DESIGNS		\$190.00
LEWIS, CHARLES		\$0.00
LUTHER, EMMERY		\$50.00
MAPLEWOOD LANES		\$1,552.50
MAR, JACK		\$395.00
MAR, KEN		\$195.00
MAR, KEVIN		\$200.00
MCCORD, TAYLOR		\$225.00
MCNURLIN, BRENT		\$200.00
MEYSENBURG, REID		\$50.00
MONACO, AL		\$140.00
NEWBURN, BRONSON		\$425.00
NIEMIEC, DOUGLAS		\$551.50
O'Connor, John		\$104.04
OAKLAND-CRAIG SCHOOLS		\$240.00
PAPROCKI, CASEY		\$400.00
PFANNENSTIEL, AUNNA		\$50.00
PISASALE, PHILIP		\$425.00
RALSTON HIGH SCHOOL		\$50.00
RAMAEKER, ANTHONY		\$50.00
REESE, BRIAN		\$197.50
RIEDEL, BRIAN		\$70.00
Scheetz, Britney		\$200.00
SEWARD HIGH SCHOOL		\$150.00
SHEDEED, CORY		\$0.00
SIDZYIK, TY		\$280.00
STEPANEK, NEAL		\$705.00
US BANK		\$7,006.31
VAN HAITSM, JACK		\$50.00
VOSS, DOUGLAS		\$90.00
WELLWOOD, GERALD		\$180.00
WEST, LEAH		\$60.00
WESTERN BOWL		\$400.00
WHITE, WEYLON		\$0.00
WINN, JEREMY		\$97.50
WOLF, RYAN		\$200.00
YORGES, TANNER		\$97.50
Fund Number 21		\$55,859.48
Checking Account ID ACTIVITY		\$55,859.48

Regular; Beginning Month 12/2025; Processing Month 12/2025; Accounts to Include Accounts with Activity; Fund Number 21

Fund: 21 ACTIVITY FUND

<u>Chart of Account Number</u>	<u>Chart of Account Description</u>	<u>Beginning Balance</u>	<u>Expenses</u>	<u>Revenues</u>	<u>Balance Change</u>	<u>Balance</u>
21 765 0100	BHS Athletics	46,533.98	3,481.31	928.82	0.00	43,981.49
21 765 0101	BMS Athletics	58,337.72	119.98	0.00	0.00	58,217.74
21 765 0102	BSMS Athletics	21,834.12	59.46	1,553.62	0.00	23,328.28
21 765 0105	BHS Football	25,476.41	0.00	6,668.52	0.00	32,144.93
21 765 0110	BMS Football	(18,420.97)	0.00	0.00	0.00	(18,420.97)
21 765 0111	BHS Varsity Track	5,161.00	0.00	0.00	0.00	5,161.00
21 765 0112	BMS Track	(6,300.36)	0.00	0.00	0.00	(6,300.36)
21 765 0113	BHS Athletic Training	4,101.60	60.00	0.00	0.00	4,041.60
21 765 0114	BHS Uniforms	15,335.04	6,275.86	0.00	0.00	9,059.18
21 765 0115	BHS Volleyball	4,865.31	50.00	1,375.10	0.00	6,190.41
21 765 0116	BHS Lodging/Meals	6,084.27	2,531.00	0.00	0.00	3,553.27
21 765 0117	BHS Dues/Fees	1,743.49	0.00	0.00	0.00	1,743.49
21 765 0118	BHS Cross Country Club	2,082.87	0.00	0.00	0.00	2,082.87
21 765 0119	BHS Baseball	7,714.76	0.00	0.00	0.00	7,714.76
21 765 0120	BMS Volleyball	7,077.43	0.00	0.00	0.00	7,077.43
21 765 0121	BSMS Football	(3,717.53)	3,305.00	0.00	0.00	(7,022.53)
21 765 0122	BSMS Track	208.62	315.00	0.00	0.00	(106.38)
21 765 0123	BSMS Volleyball	3,573.92	0.00	0.00	0.00	3,573.92
21 765 0124	BSMS Boys' Basketball	314.04	900.00	1,036.50	0.00	450.54
21 765 0125	BHS Boys' Basketball	1,377.92	2,037.50	4,797.70	0.00	4,138.12
21 765 0130	BMS Boys' Basketball	(1,720.85)	720.00	672.19	0.00	(1,768.66)
21 765 0131	BHS Unified Track & Field	380.00	0.00	0.00	0.00	380.00
21 765 0132	BHS Unified Track & Field Club	74.24	0.00	0.00	0.00	74.24
21 765 0135	BHS Girls' Basketball	6,437.88	2,770.00	5,168.50	0.00	8,836.38
21 765 0140	BMS Girls' Basketball	(4,371.13)	0.00	0.00	0.00	(4,371.13)
21 765 0141	BHS Baseball Club	1,473.17	2,056.92	178.00	0.00	(405.75)
21 765 0142	BHS Volleyball Club	12,688.00	2,216.80	0.00	0.00	10,471.20
21 765 0143	BSMS Girls' Basketball	115.55	408.85	0.00	0.00	(293.30)
21 765 0145	BHS Cross Country	2,946.89	0.00	180.00	0.00	3,126.89
21 765 0146	BMS Cross Country	(2,214.77)	126.28	0.00	0.00	(2,341.05)
21 765 0147	BSMS Cross Country	(609.00)	0.00	0.00	0.00	(609.00)
21 765 0150	BHS Boys' Golf	5,784.65	0.00	0.00	0.00	5,784.65
21 765 0151	BHS Softball Club	1,187.10	0.00	25.60	0.00	1,212.70
21 765 0152	BHS Boys' Soccer	3,830.88	1,575.00	0.00	0.00	2,255.88
21 765 0153	BHS Boys' Soccer Fundraising	3,061.15	0.00	346.10	0.00	3,407.25
21 765 0155	BHS Girls' Golf	163.92	0.00	0.00	0.00	163.92

Regular; Beginning Month 12/2025; Processing Month 12/2025; Accounts to Include Accounts with Activity; Fund Number 21

Fund: 21 ACTIVITY FUND

<u>Chart of Account Number</u>	<u>Chart of Account Description</u>	<u>Beginning Balance</u>	<u>Expenses</u>	<u>Revenues</u>	<u>Balance Change</u>	<u>Balance</u>
21 765 0156	BHS Girls' Tennis	1,892.13	0.00	0.00	0.00	1,892.13
21 765 0164	BHS Girls' Soccer	4,067.33	0.00	0.00	0.00	4,067.33
21 765 0165	BHS Girls' Soccer Fundraising	4,648.95	0.00	862.14	0.00	5,511.09
21 765 0166	BHS Girls' Tennis Club	2,649.79	0.00	0.00	0.00	2,649.79
21 765 0180	BHS Wrestling	1,851.15	4,610.00	6,360.00	0.00	3,601.15
21 765 0185	BMS Wrestling	(5,253.27)	213.00	0.00	0.00	(5,466.27)
21 765 0186	BSMS Wrestling	(193.76)	2,333.49	1,272.00	0.00	(1,255.25)
21 765 0190	BHS Girls' Softball	4,170.26	0.00	0.00	0.00	4,170.26
21 765 0191	BHS Unified Bowling	2,806.57	1,952.50	30.00	0.00	884.07
21 765 0192	BHS Boys' Golf Club	1,380.86	0.00	0.00	0.00	1,380.86
21 765 0193	BHS Girls' Golf Club	1,741.28	0.00	0.00	0.00	1,741.28
21 765 0194	BHS Unified Bowling Club	900.00	0.00	0.00	0.00	900.00
21 765 0195	BHS Track Club	12,860.22	143.93	0.00	0.00	12,716.29
21 765 0196	BHS Football Club	2,255.28	728.80	0.00	0.00	1,526.48
21 765 0197	BHS Wrestling Club	4,931.80	0.00	0.00	0.00	4,931.80
21 765 0200	BHS Band	12,236.73	0.00	250.00	0.00	12,486.73
21 765 0205	BHS Flag Corp	(2,208.48)	0.00	0.00	0.00	(2,208.48)
21 765 0210	BE Band Resale	73.56	0.00	0.00	0.00	73.56
21 765 0215	PC Band Resale	30.90	0.00	0.00	0.00	30.90
21 765 0220	HE Band Resale	3,516.00	0.00	2,825.00	0.00	6,341.00
21 765 0221	AP Band Resale	938.48	0.00	0.00	0.00	938.48
21 765 0300	BHS Dance Team	10,444.67	2,528.76	19,017.74	0.00	26,933.65
21 765 0355	BHS Varsity Cheerleading	5,475.58	0.00	5,922.18	0.00	11,397.76
21 765 0425	BHS Prom	11,395.83	0.00	0.00	0.00	11,395.83
21 765 0450	BHS Skills USA/VICA	870.27	0.00	0.00	0.00	870.27
21 765 0501	BHS B-Club	222.58	0.00	0.00	0.00	222.58
21 765 0505	PC Student Council	82.86	0.00	0.00	0.00	82.86
21 765 0510	HE Student Council	1,073.01	98.76	0.00	0.00	974.25
21 765 0511	AP Student Council	443.29	0.00	0.00	0.00	443.29
21 765 0512	SE Student Council	504.07	0.00	0.00	0.00	504.07
21 765 0550	BE Miscellaneous	13,832.13	0.00	50.00	0.00	13,882.13
21 765 0555	BE Yearbook	1,629.23	0.00	0.00	0.00	1,629.23
21 765 0556	DIST Elementary Spanish	(428.20)	0.00	0.00	0.00	(428.20)
21 765 0557	PC Miscellaneous	18,554.39	0.00	0.00	0.00	18,554.39
21 765 0558	PC Yearbook	50.60	0.00	0.00	0.00	50.60
21 765 0559	DIST Washington DC Trip	1,048.97	0.00	0.00	0.00	1,048.97

Regular; Beginning Month 12/2025; Processing Month 12/2025; Accounts to Include Accounts with Activity; Fund Number 21

Fund: 21 ACTIVITY FUND

<u>Chart of Account Number</u>	<u>Chart of Account Description</u>	<u>Beginning Balance</u>	<u>Expenses</u>	<u>Revenues</u>	<u>Balance Change</u>	<u>Balance</u>
21 765 0560	HE Miscellaneous	10,328.84	0.00	49.44	0.00	10,378.28
21 765 0561	AP Miscellaneous	19,006.14	162.94	0.00	0.00	18,843.20
21 765 0566	AP Yearbook	1,420.00	0.00	0.00	0.00	1,420.00
21 765 0567	SE Miscellaneous	6,998.94	0.00	0.00	0.00	6,998.94
21 765 0568	SE Yearbook	734.30	0.00	0.00	0.00	734.30
21 765 0590	BE Student Council	1,902.33	0.00	0.00	0.00	1,902.33
21 765 0600	BHS FBLA	2,958.54	75.00	2,672.00	0.00	5,555.54
21 765 0601	BMS FBLA	91.00	0.00	0.00	0.00	91.00
21 765 0651	BHS Play Production	1,064.27	0.00	558.80	0.00	1,623.07
21 765 0652	BHS Speech	646.97	0.00	0.00	0.00	646.97
21 765 0700	BHS Foreign Language Club (Spanish)	844.08	0.00	0.00	0.00	844.08
21 765 0720	BHS French	563.42	116.69	0.00	0.00	446.73
21 765 0750	BHS Journalism	380.01	0.00	0.00	0.00	380.01
21 765 0800	BHS Miscellaneous	37,210.72	4,851.44	420.60	0.00	32,779.88
21 765 0801	BHS Robotics	774.51	0.00	1,911.00	0.00	2,685.51
21 765 0802	BHS Quiz Bowl	2,635.04	259.00	95.00	0.00	2,471.04
21 765 0803	BMS Robotics	92.00	0.00	0.00	0.00	92.00
21 765 0804	BHS Multi Cultural Club	2,793.87	(22.00)	1,951.00	0.00	4,766.87
21 765 0805	BHS Boys' Youth Basketball	7,971.87	3,735.30	655.00	0.00	4,891.57
21 765 0806	BHS Outdoor Club	2,228.14	20.00	0.00	0.00	2,208.14
21 765 0807	BHS Key Club	3,992.45	449.71	0.00	0.00	3,542.74
21 765 0809	BHS National Honor Society	508.98	0.00	0.00	0.00	508.98
21 765 0811	BHS Prism Club	47.40	0.00	0.00	0.00	47.40
21 765 0815	DIST Landscaping Fund	314.47	0.00	0.00	0.00	314.47
21 765 0820	BHS Environmental Science	103.33	0.00	0.00	0.00	103.33
21 765 0825	BHS Girls' Youth Basketball	2,411.03	124.55	0.00	0.00	2,286.48
21 765 0830	BHS PSAT/AP	3,602.82	0.00	2,457.00	0.00	6,059.82
21 765 0835	BHS Drivers' Education	353.00	0.00	0.00	0.00	353.00
21 765 0845	BMS Yearbook	3,430.11	0.00	0.00	0.00	3,430.11
21 765 0846	BSMS Yearbook	4,505.41	0.00	0.00	0.00	4,505.41
21 765 0860	BMS Engineering	1,343.45	0.00	0.00	0.00	1,343.45
21 765 0865	BHS Engineering	517.92	0.00	0.00	0.00	517.92
21 765 0870	BMS Leadership Group	63.86	0.00	0.00	0.00	63.86
21 765 0871	BSMS Service Club	(78.00)	0.00	0.00	0.00	(78.00)
21 765 0872	BMS Service Club	439.27	0.00	150.00	0.00	589.27
21 765 0875	DIST Wellness	2,968.23	0.00	0.00	0.00	2,968.23

Regular; Beginning Month 12/2025; Processing Month 12/2025; Accounts to Include Accounts with Activity; Fund Number 21

Fund: 21 ACTIVITY FUND

<u>Chart of Account Number</u>	<u>Chart of Account Description</u>	<u>Beginning Balance</u>	<u>Expenses</u>	<u>Revenues</u>	<u>Balance Change</u>	<u>Balance</u>
21 765 0880	DIST Facilities Use	89,572.29	2,756.25	6,905.00	0.00	93,721.04
21 765 0890	BHS Student Senate	29,333.12	582.52	0.00	0.00	28,750.60
21 765 0891	BMS Student Senate	1,192.82	161.87	0.00	0.00	1,030.95
21 765 0892	BMS Cooking Club	2,035.05	214.87	240.00	0.00	2,060.18
21 765 0893	BMS Miscellaneous	7,746.17	0.00	51.43	0.00	7,797.60
21 765 0894	BSMS Student Senate	1,172.49	65.96	0.00	0.00	1,106.53
21 765 0895	BSMS Cooking Club	1,212.35	57.75	0.00	0.00	1,154.60
21 765 0896	BSMS Miscellaneous	7,279.17	0.00	8.98	0.00	7,288.15
21 765 0900	BHS Music	2,188.79	0.00	2,039.00	0.00	4,227.79
21 765 0910	BHS Musical	9,393.16	0.00	460.00	0.00	9,853.16
21 765 0916	BMS Music Resale	171.19	0.00	40.00	0.00	211.19
21 765 0917	BSMS Music Resale	269.00	0.00	19.00	0.00	288.00
21 765 0950	BHS Vocational	183.96	0.00	0.00	0.00	183.96
21 765 0952	BHS Art Lab	1,075.74	0.00	100.00	0.00	1,175.74
21 765 0955	BHS Shop	1,634.95	0.00	30.00	0.00	1,664.95
21 765 0970	HS Library	1,246.63	0.00	0.00	0.00	1,246.63
21 765 0971	PC Library	7,200.48	0.00	30.68	0.00	7,231.16
21 765 0972	SE Library	2,807.16	0.00	2,444.01	0.00	5,251.17
21 765 0975	BE Library	2,801.76	0.00	46.82	0.00	2,848.58
21 765 0976	AP Library	5,919.86	389.07	24.19	0.00	5,554.98
21 765 0995	HE Library	5,086.48	0.00	28.22	0.00	5,114.70
21 765 0996	BMS Library	5,863.56	55.36	0.00	0.00	5,808.20
21 765 0997	BSMS Library	1,486.16	0.00	0.00	0.00	1,486.16
21 765 1410	Interest	3,859.52	0.00	63.04	0.00	3,922.56
Fund Total: 21		649,006.96	55,674.48	82,969.92	0.00	676,302.40



Bennington Public Schools Elementary Board Report

The mission of the Bennington Public Schools is to provide opportunities in a safe, caring environment that will prepare all students to meet the challenges of the future.

Date: January 12, 2026

Anchor Pointe Elementary- Chad Boyes, Megan Christensen

Bennington Elementary - Danielle Robb

Heritage Elementary - Katie Woodrich

Pine Creek Elementary - Alison Dellwo, Krista Bendell

Stratford Elementary - Craig Theis

Winter Activities

Students at each of our elementary buildings thoroughly enjoyed a variety of winter activities and themed days throughout December. These events not only brought joy to the students but also helped strengthen the sense of community within each of our buildings.

Anchor Pointe Elementary: December was full of joyful moments and meaningful experiences for our students. Kindergarteners enjoyed creating gingerbread houses alongside their families, building both creativity and community. We were thrilled to welcome LOVB Volleyball, who brought Olympic gold medalist Jordan Larson and three fellow Olympians for an inspiring assembly focused on sportsmanship and grit. Our 4th and 5th graders spread holiday cheer by caroling throughout the community, and Omaha Street Percussion helped us ring in the new year with an energetic performance as we jammed our way into winter break.

Bennington Elementary: December was filled with learning, celebration, and community at Bennington Elementary. Students enjoyed a high-energy performance by Omaha Street Percussion, classroom winter parties, and a Student Council–led assembly featuring fun winter games that brought students together across grade levels. Our school community also came together to successfully wrap up a food and diaper drive, demonstrating generosity and care for others. Festive dress-up days added to the excitement and helped create a joyful, connected atmosphere throughout the building as we headed into winter break.

Heritage Elementary: Our kindergarten students enjoyed their annual Gingerbread making celebration with their families on December 18. On December 19, we marked the end of a successful semester with a special performance by magician Jeff Quinn. All classes were able to participate and enjoy the show together. Following the performance, classrooms held their Winter Celebrations. We are grateful to our PTO and room parents for their time and effort in organizing these events. In addition, the Student Council sponsored a food drive at Heritage to benefit the Divine Mercy Pantry, collecting an impressive total of 2,300 food items.

Pine Creek Elementary: December was a month full of hard work and celebration as we wrapped up a successful first semester. Our students and families showed incredible generosity during our food drive, collecting more than 3,376 items that were donated to St. John’s Food Pantry and Food for the Heartland. To celebrate, our PTO generously hosted the Henry Doorly Zoo “Gross” presentation, which had students laughing, learning, and—yes—definitely feeling a little grossed out by fascinating animal facts! The fun continued as students enjoyed a variety of winter games, activities, and crafts, making it a memorable way to close out the semester.

Stratford Elementary: Our students enjoyed a fun-filled Grinch Day on December 16th. Throughout the day, students rotated through a variety of stations, including STEM, art, math, and many other engaging activities. It was a great day for everyone involved. On December 18th, Omaha Street Percussion visited Stratford



Bennington Public Schools Elementary Board Report

Elementary and performed for our students. The performance was energetic and exciting, and our students truly enjoyed the experience. We wrapped up our first semester by welcoming parents into our classrooms for celebrations. It was a wonderful way to end the semester and celebrate the hard work of our students and staff.

Elementary Spelling Bees

Elementary students in grades 1-5 had the opportunity to participate in building spelling bees during the month of December. The top two winners from the 3-5 spelling bees will go on to compete in the Douglas County Spelling Bee. The bee will be held on Saturday, February 7 at Brownell Talbot School. The winners from each building are listed below.

Anchor Pointe Elementary: Khyathi Sharma, Wren Thomeczek
Bennington Elementary: Ava Gunderson, Dominic Johnson
Heritage Elementary: Adrian Daehler, Ei Swe
Pine Creek Elementary: Neil Komeng, Kohen Powers
Stratford Elementary: Aaron Staroscik, Della Henney



Magician Jeff Quinn - Winter Celebration All School Assembly at HE



HE Classroom Winter Celebration Parties



HE Annual Kindergarten Gingerbread House Event

Middle School News



Middle School Mini Courses

On December 19th, students at both BMS and BSMS participated in Mini Courses to mark the conclusion of the semester. Staff designed a diverse range of engaging offerings, allowing students to select activities aligned with their interests. The day provided a meaningful and enjoyable way to wrap up the semester prior to winter break. We extend our sincere appreciation to our PTOs for generously providing treats for students and staff.



HAL Quiz Bowl

On December 18th, students from both Bennington middle schools participated in the Bennington Middle School HAL Quiz Bowl hosted at ESU 3. Students represented their schools well and demonstrated strong academic knowledge, teamwork, and sportsmanship. The BMS “Blobfish” earned first place, and the BSMS “Gryphons” placed second. Congratulations to all competitors!





Band & Jazz Band Concert

On December 16, the BSMS and BMS Jazz Band students, along with combined 6th, 7th, and 8th grade band students, presented a fantastic concert under the direction of Mr. Landon Barada. In addition, the BSMS Marimba I and Marimba II Ensembles, directed by Mrs. Angela Nabower, performed and delivered an outstanding concert experience. Congratulations to all students and directors on excellent performances.

Combined Choir Concerts

Under the direction of Ms. Olivia Engel, the BMS and BSMS 6th, 7th, and 8th grade choir students combined their talents on December 11th to present an amazing holiday concert. The middle school A Cappella group, Harmony in Blue, also made its debut performance. Congratulations to all students and staff on an outstanding performance.



BENNINGTON SENIOR HIGH SCHOOL

**16610 Bennington Road
Bennington, NE 68007**

To: Board of Education


From: Greg Lamberty, Bennington High School Principal

Date: January 12, 2026

UPDATES

- Preliminary pass (fail) rates are as follows for the 1st semester of the 2024-25 school year at BHS:
 - 9th Grade: 94% (5.6%) – 281 out of 298 students earned all credits.
 - 10th Grade: 95% (4.9%) – 294 out of 309 students earned all credits.
 - 11th Grade: 95% (4.8%) – 256 out of 269 students earned all credits.
 - 12th Grade: 95% (5.1%) – 244 out of 257 students earned all credits.
 - OVERALL – 95% (4.1%) – 1,075 out of 1,133 students earned all credits.
- Daily Attendance data at BHS:
 - Students at 8+ days of absences = 65 (140 in 2024-25).
 - Total number of tardies in 2025 Fall Semester = 2,262. 2,096 in the 2024 Fall Semester.
 - 1st Hour tardies = 1,131 which is up from 1,001 in 2024.
- Perfect attendance for 1st Semester: 97 students did not have tardies or a class absence (unrelated to activities or field trips). 9th = 28, 10th = 26, 11th = 23, 12th = 20.
- OnTo College (formally John Baylor) Test Prep will begin for Juniors in January. OTCTP Sessions are optional and will be held from 1:00-3:00 pm on the early dismissal days in January, February, and March. Over 140 (55%) juniors signed up for the sessions during registration in December.
- The Eastern Midlands Basketball Tournament was held over Winter Break. The boys finished 4th and the girls finished as tournament champions.
- The Bennington Wrestling program hosted the Badger Duals on Saturday, January 3 and finished 3rd as a team. Brodee Scobee was named Most Outstanding Wrestler.
- 1st Semester Honor Roll will be published the week of January 19.
- Bennington High School served as a host site (along with both middle schools & Bennington Elementary) for the annual BBA Basketball Tournament January 9-11, 2026. The BBA Shootout included over 220 teams for the three-day tournament.
- Post-Prom (junior parents) hosts the Winter Bash Dance at BHS on Saturday, January 31. The dance is open to all students in grades 9-12 and will be held from 8:00 to 11:00 pm.
- The Bennington Wrestling Club will host the annual BWC Youth Tournament at BHS on Sunday, February 1, 2026.
- The BHS Dance Team will be competing in the National Dance Championships held in Orlando, Florida January 30 – February 2, 2026.
- The BHS Cheer Team will be hosting a Cheer Competition for local/area squads at BHS on Saturday, February 7. The competition begins at 10:00 am.

Social Media Celebrations for Bennington High School:



Girls Basketball: 2025-26 EMC Tournament Champions



2025 Bennington Wrestling Invitational Champions



Carter Dittmer – Bryan High School Unified Speech Champion



Dr. Shannon Thoendel
Director of Elementary Education

Mr. Jimmy Feeney III
Director of Secondary Education

January 12th, 2026

NEBRASKA READING IMPROVEMENT ACT

The winter administration of the mClass DIBELS 8 assessment in kindergarten through 5th grade took place during the month of December. The assessment is used to identify students not meeting grade-level proficiency in the area of reading. The Nebraska Reading Improvement Act requires struggling readers in grades K-3rd have an Individualized Reading Improvement Plan (IRIP) that provides a continuum of intervention services targeting the students' individual needs. These services may be delivered by the classroom teacher, interventionist, special education teacher, etc. IRIP plans are communicated to families and reviewed at Parent Teacher Conferences.

Below is a table that shows the number of students qualified for an IRIP in the Spring semester. The reduction in the number of students identified as having a reading deficiency from Fall 2025 to Winter 2026 was significant.

School	K	1	2	3	4	5	TOTAL WINTER	TOTAL FALL
AP – IRIP	█	█	17	█	█	█	42	66
BE - IRIP	█	█	10	15	█	█	40	52
HE – IRIP	█	12	11	10	█	█	45	59
PC – IRIP	█	20	12	19	10	█	67	78
SE - IRIP	█	█	12	█	█	█	31	51
TOTAL - IRIP	55	57	62	54	21	█	225	306

**Numbers below 10 are redacted to protect student identity.*

PROFESSIONAL LEARNING

Spring of 2026

- January 5th: Select-a-Session Professional Learning
 - We had 45 different sessions offered for our staff.
 - Session Topics Included: technology and technology tools (AI), reading and writing, student behavior, content-specific presentations, student engagement, meeting individualized student needs, and much more
- January 14th: Instructional Model Session #3- Gradual Release of Responsibility & Active Learning
- February 4th: Building Level Meetings and Parent Teacher Conference Preparation
- February 12th: Teacher Clarity, PLC Time, Department/Grade Level Meetings, Summer School Planning, and Teacher Work Time
- March 4th: Instructional Model Session #4- Monitoring and Feedback & Assessment
- March 13th: Student Transition Meetings for 2026-2027, Building Level Meetings, and Department/Grade Level Meetings
- March 24th: High School PreACT & ACT Test Day, Building End of the Year Planning, and Teacher Work Time



DANIEL BOMBECK

Director of Student Services

KATHRYN SINDELAR

Asst. Director of Student Services

Overview of Elementary MTSS-B (Year 3 of implementation)

MTSS-B is a tiered, prevention-focused framework that supports student behavior, social-emotional development, and engagement through:

- **Tier 1:** Universal, schoolwide behavioral expectations and instruction for all students (At least 80% of our students)
- **Tier 2:** Targeted interventions for students who need additional behavioral support (5-10% of our students)
- **Tier 3:** Intensive, individualized interventions for students with significant needs (1-4% of our students)

This framework emphasizes consistency across buildings, data-based decision-making, and proactive instruction rather than reactive discipline.

Elementary MTSS-B Tier Distribution (2025-26)

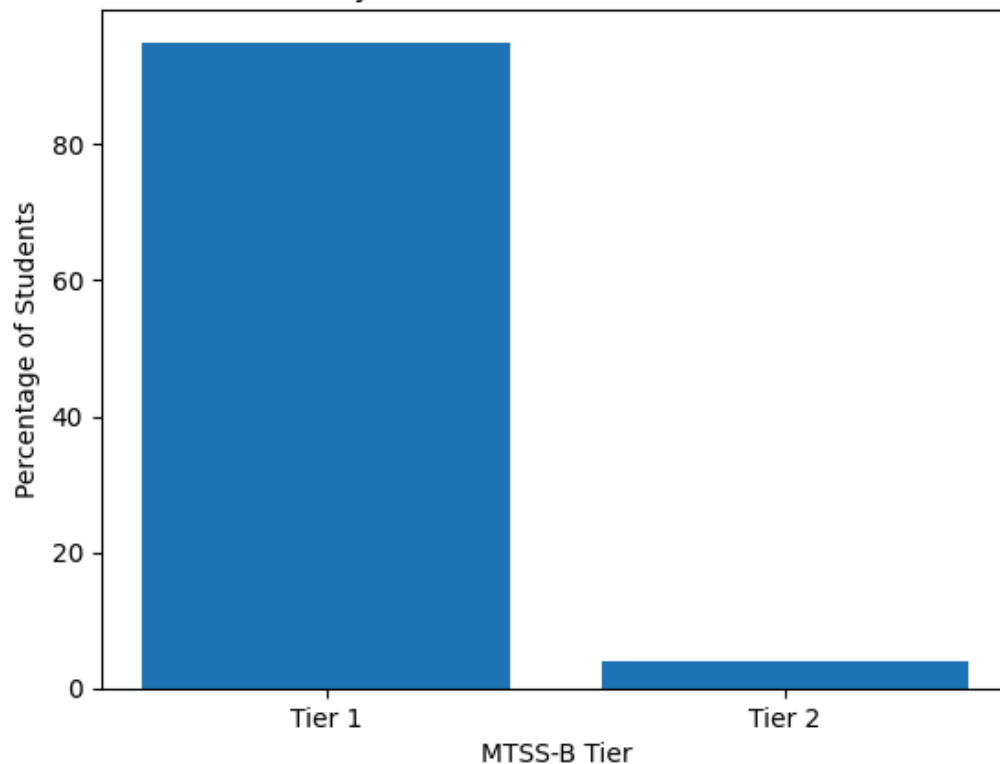


Figure: Elementary MTSS-B Tier Distribution (2025-26)

- 95% of elementary students are supported through Tier 1 universal practices, indicating strong prevention and core behavior systems.
- 4% of students are receiving Tier 2 targeted supports, which aligns with expected MTSS-B ranges and reflects appropriate early intervention.
- <1% of students are receiving Tier 3 intensive intervention.

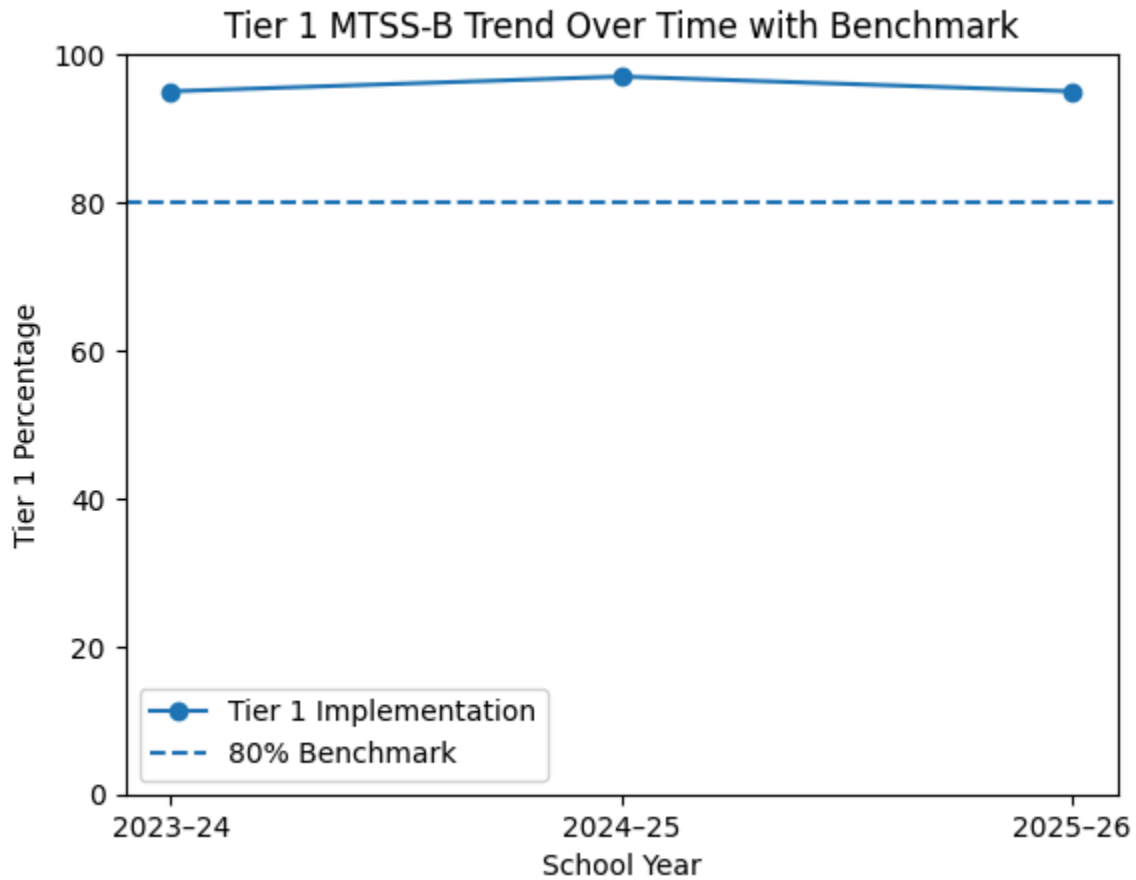


DANIEL BOMBECK

Director of Student Services

KATHRYN SINDELAR

Asst. Director of Student Services



Summary:

Overall, the data reflect relatively stable numbers, indicating that more than 80% of our student population is responding to Tier 1 classroom and schoolwide support. Minor fluctuations are evident and expected; however they remain within a narrow 2-percentage-point range over three years. This suggests that Tier 1 supports are largely effective and consistent, though the slight decrease in 2025–26 may warrant monitoring through fidelity checks to determine whether additional Tier 1 strengthening is needed.



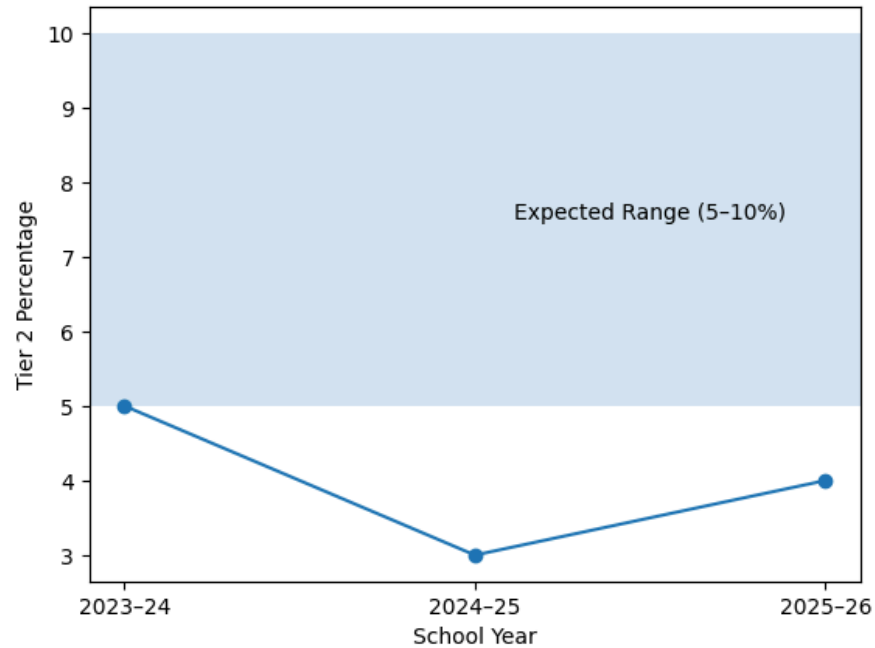
DANIEL BOMBECK

Director of Student Services

KATHRYN SINDELAR

Asst. Director of Student Services

Tier 2 Trend Over Time



Summary:

Tier 2 data across the past three years show a decrease from 5% in 2023–24 to 3% in 2024–25, followed by a slight increase to 4% in 2025–26. Overall, Tier 2 participation remains at or below the expected 5–10% range, suggesting strong Tier 1 supports and effective early intervention. Continued monitoring is recommended to ensure emerging needs are identified promptly and to determine whether adjustments to Tier 2 supports are warranted.



Bennington Public Schools Board Report
Matt Blomenkamp
Assistant Superintendent of Operations

To: Board of Education
Date: January 12, 2026, Board Meeting

As the hiring season ramps up this fall, I have communicated to our staff about the current jobs that are posted, information on how to apply for a transfer if they choose, and what steps they can take to apply for open jobs in the district. Current certified positions that are open include:

Assistant Principal – High School
Principal – Bennington Elementary
High School Social Studies– High School
High School Math – High School
School Psychologist - District

We currently have 5 open cook positions in the district, 7 open paraprofessional positions in the district and 7 open bus driving positions in the district.

Every five years we submit an RFP to soda companies to obtain a five-year contract to supply beverages to our concession stands, soda machines, and food service. Our five-year contract with Pepsi is due on January 31, 2026. After obtaining multiple bids for a new five-year contract, we are going to sign a contract with Coke starting February 1, 2026, and ending January 31, 2031.

Over Winter Break, a variety of facility upgrades and renovations were completed. Below are some of those items:

-Water Bottle Filler at Bennington High School



-Fuel Tanks at the Warehouse and Bus Barn



-Mule UTV



-Transportation and Warehouse – Replacement tires for buses and vans, Battery replacements for buses, Radio installations on buses 1050 and 1052

-Technology – Completed the Erate project that migrated our access points from Aruba 10 to Aruba Central. This is the online cloud platform that all clients must move to in the next eight months. We also did a bunch of back-end work that included new VLANS and switches. We are also finalizing a new certificate-based network to increase security on our end.

Superintendent Report

January 2026

Chronic Absenteeism

Last month there was an article in the Omaha World-Herald regarding statewide and local chronic absenteeism. The article is outlined the state's percentage of chronically absent students, defined as missing 10% or more of school days, decreased from 20% during the 2023-24 school year to 19% during the 2024-25 school year. This is below the peak of 22% in 2021-22.

Bennington was not specifically mentioned, but we wanted to share our data. BPS chronic absenteeism also peaked in 2021-22 at 10.58% and declined to 6.88% last year. This includes a drop from 8.13% to 6.88% over the last year.

Bennington Chronic Absenteeism:

- 2021-22 – 10.58%
- 2022-23 – 8.17%
- 2023-24 – 8.13%
- 2024-25 – 6.88%

We know that consistent school attendance positively impacts academic achievement, social development, and graduation outcomes. As a result, improving attendance remains a district priority, and we will continue to partner with parents and families while utilizing proactive supports to ensure students are present, engaged, and successful.

Legislative Update

The 2026 Legislative Session is officially underway. As a reminder, this year is the short session, which will last up to 60 legislative days and end in early April. The first couple of weeks have some important dates/items that I wanted to pass along, including:

- January 7th – First Day of Session
- January 21st – Last Day to Introduce Bills (Day 10 of session)

Like most short session years, we anticipate over 500 bills to be introduced, with at least 100 that would have some impact on education or education funding. We still have the 80-plus bills from the 2025 session awaiting or continuing with debate, while over 400 are still in committee. The Speaker has stated only new 2026 priority bills and those that came out of committee unanimously in 2025 will go up for debate.

A reminder of the local state senators representing constituents within the Bennington Public School boundaries: Senator Christy Armendariz and Senator Wendy DeBoer.

NASB does have an upcoming Legislative Conference on January 25-26th.

Teacher Shortage Report

Nebraska's teacher shortage report was released this month, outlining the number of unfilled teaching positions for the 2025-26 school year. The report from the Nebraska Department of Education shows that there were 490 unfilled teaching positions across the state of Nebraska, marking a decrease from the 669 positions in the previous year. This is the second year showing a decrease in open positions after several years of increases.

School Board Recognition Week

The fourth week in January (January 25-31) will mark School Board Recognition Week in the State of Nebraska. This week will provide an opportunity for everyone to acknowledge the hard work of our Board of Education and the time they volunteer to support our school system and students. Bennington Public Schools is fortunate to have dedicated board members like yourself. Thanks for all you do to help our students and the school system!

**Curriculum Committee Notes
December 8, 2025
Main Board Room**

The Curriculum Committee of the Bennington Board of Education met on December 8, 2025, at 5:00 PM in the 1940 Board Room. Board members present were Kara Neuverth, Joe Pick, and Steve Shannon. The administrators in attendance were Dr. Plas, Dr. Thoendel, and Mr. Feeney. Ms. Hawn, the District Communications Coordinator, joined the meeting to provide information on the Bennington Strategic Plan. The Curriculum Committee (Committee) met to conduct a final review of the proposed grading scale and discuss previously approved and future consideration of Curriculum and Personnel Proposals.

Dr. Plas shared updated information regarding the 2026-27 school year budget. The district continues to project limited resources for the upcoming school year.

Highlights of the proposed Bennington Strategic Plan were provided by Dr. Plas and Ms. Hawn. The Strategic Plan outlined three District Goals with identified strategies for attainment of the goals. The full Board of Education will be presented with the proposed Strategic Plan at the January meeting. The next step will be to identify goal leaders and develop action plans.

The Curriculum Committee unanimously recommends the following proposal for approval during the January Board of Education Meeting:

Proposal Number	Name	Description	Personnel Costs	Curriculum Costs
12	Zero Hour Teaching Assignment	Seeking to include a Zero (0) Hour option/addition to the BHS master schedule for 2026-27, 2027-28, and 2028-29 for class schedules/master schedule.	\$37,500	\$0
TOTAL PROPOSED EXPENDITURES			\$37,500	\$0

The estimated cost for this proposal is \$37,500. The funds would be allocated from the 2026-27 General Fund budget. The Curriculum Committee prefers to wait for greater clarity on the 2026-27 budget situation before further approvals.

The final topic of the evening was the adoption of the 10-Point Grading Scale for the 2026-2027 school year. The Committee unanimously supported a grading scale change, with a preference that the scale include plus marks, along with the letter grade, when the student is at the top of each 10-point grading increment.

The meeting adjourned at 5:52 PM. The next meeting will be held on Monday, January 12th, at 5:00 PM.

Building and Finance Committee Notes
January 7, 2026
Superintendent Office

The Building and Finance Committee (“Committee”) of the Bennington Board of Education (“BOE”) met on January 7, 2026, in Dr. Plas’ office at the District Office at 6:00pm. Board members present were Allyson Slobotski, Jeremy Dick and Tim Dreessen. Administrators in attendance were Aaron Plas and Matt Blomenkamp.

The Committee met with BEA to negotiate contracts for the 2026-27 school year.

Dr. Plas provided the Committee with a final analysis of the projected bond model. The Committee unanimously approved the sale of three bond issuances over the next three years, with the first scheduled for January 2026 in an amount of approximately \$44,000,000.

Dr. Blomenkamp provided information to the Committee regarding the five-year district beverage contract, noting that Coke’s proposal offered significantly higher revenue returns as well as a sponsorship payment to the district. The Committee agreed with his recommendation to transition from Pepsi to Coke for the next five years.

Dr. Plas provided the Committee with a summary of Proposal #12, which adds Zero Hour to the high school schedule in the coming years to help manage overcrowding. The Committee unanimously approved releasing the funds for this proposal at the January BOE meeting.

Dr. Plas provided a high school #2 construction update to the Committee.


Dr. Plas and Dr. Blomenkamp presented information and cost analyses for classified staff and administration salaries for the 2026-27 school year. The Committee unanimously agreed to have Dr. Blomenkamp present multiple compensation packages for both groups to the Board in Executive Session at upcoming board meetings.

Dr. Plas presented proposed language requesting that the Board consider allowing additional contract days to be assigned to staff at the discretion of the Superintendent rather than through the curriculum and personnel proposal process. The Committee unanimously agreed to grant the Superintendent this discretion up to \$15,000 per year.

The meeting adjourned at 7:15 p.m. The next meeting is not scheduled at this time.



Facilities and Transportation January 2026

Bennington Public Schools		
Email: jedens@benmps.org		
Telephone: 402-238-2902		

FACILITIES

Mission and overview

Mission: To provide clean, healthy, safe, and well-maintained physical environments for every student, staff, and community member.

Focus Areas:

Customer Service

Integrity

Teamwork

By the Numbers:

8 Schools

1 District Office

1 Bus Barn

1 Warehouse facility

16 Athletic Fields

820,245 square feet of indoor space

220+ acres of land

Staff

- The maintenance staff at Bennington Public Schools consistently demonstrate exceptional dedication, professionalism, and work ethic. Their behind-the-scenes efforts ensure our buildings are safe, clean, and welcoming for students, staff, and the community every day. Whether responding quickly to urgent needs or taking pride in routine upkeep, they approach every task with care and commitment. Bennington Public Schools is stronger because of their reliability, expertise, and unwavering dedication to excellence.

- Maintenance Team
 - Alex Reinwald
 - Jack Christian
 - John Schopen
 - Norise Young
 - Marc Austin
 - Jay Johaneck
 - Chuck Matland
 - Ted Blocher
 - Rob Loptin
- Warehouse team
 - Matt Derry
 - Jen West
 - Sarah Misfeldt
 - Caden Hurt

Completed projects – Late summer / fall

- Aeration and over seeded all BPS sports fields and many high traffic areas around schools. This was done with our new aerator tractor attachment purchased this summer. Significant savings compared to a contractor doing the work.
- Identified and repaired leak at BHS stadium. Leak was causing damage in the “cave” to electrical equipment.
- Replaced carpet at BHS in the original building.
- Through insurance claim, replaced skylights at BHS, AP, HE, SE, and PC.

Completed projects – 1st Semester

- Repairs to failed storm water storm water curb basin that created a large sink hole at Heritage Elementary.
- Completed filter changes on HVAC equipment and completed deep cleaning of the facilities over winter break.

- Preventative Maintenance on all grounds equipment completed.

Future Projects

- Summer work orders will be compiled from staff toward the end of May.
- Dr. Blomenkamp is collecting summer project requests from all building principals. He and I will review these requests in early February and work with the building and finance committee to prioritize.
- Potential replacement of 12 roof top heat pumps at Bennington Elementary.
- Concrete replacement at Heritage Elementary. There are some areas that are beyond patching and need replaced.

Looking Ahead

- Upgrades are needed on the Trane SC systems at Heritage and Pine Creek. These systems are over 10 years old and updates are becoming more difficult. Working to obtain a bid to accomplish this.
- Additional parking lot repairs will need to be done at nearly all buildings this coming summer.

Work Orders

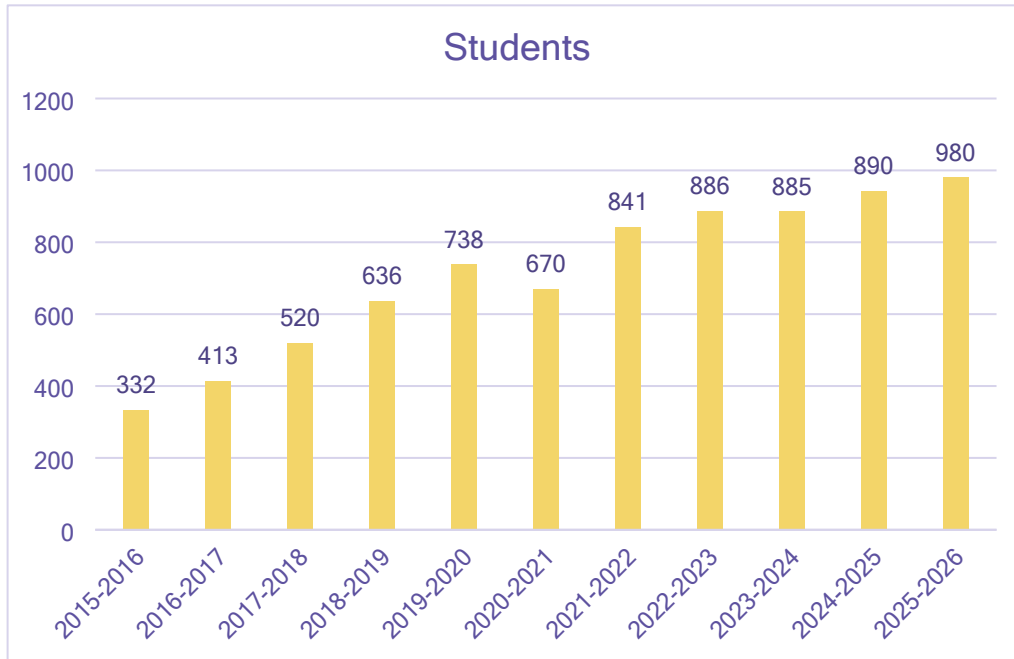
Submitted by staff from August 1 – December 26

Anchor Pointe Elementary	77
Bennington Elementary	19
Bennington High School	194
Bennington Middle School	27
Bennington South Middle School	16
Heritage Elementary	105
Pine Creek Elementary	175
Stratford Elementary	124

Totals	737
--------	-----

TRANSPORTATION

Ridership



83 of the 980 are on SPED routes.

Routes

- 25 total daily routes executing at least 2 runs per day (am and pm). (Same number of routes as 2024–2025)
- 1200 miles driven by BPS vehicles each day. Reduction in 83 miles per day.

Activity Trips

- 380 activity trips conducted in the first semester of the 2025–26 school year. Increase of 40 compared to same time last year.
- 21,054 miles driven for just activity trips. Decreased from same time last year by around 300 miles.
- Activity data listed on next page.

Vehicles

- 41 total vehicles in our fleet.
 - 23 large k-12 buses
 - 8 special education buses
 - 2 suburbans
 - 6 vans
 - 2 operations vehicles. (plow truck and mail van)

The transportation and assistant superintendent's office will review routes and need for next year and make recommendations to the building and finance committee for vehicle purchases if needed.

Drivers

- 17 drivers are BPS employees.
- 5 Contracted drivers through First Student Inc.
- 2 Contracted drivers through Harlow's.
- 2 activity drivers on staff.
- BPS needs to remain competitive in the CDL wage market.
 - BPS \$23.10-\$26.10 for route and \$17.50 for activity.

Fuel

- BPS has started a relationship with Sapp Brothers to supply fuel for the BPS fleet.
- There are two tanks located at our facilities. The diesel tank is at the bus barn, and the gasoline tank is at the warehouse.
- Drivers will attend training before being allowed to use the pumps / tanks.
- BPS will also be purchasing DEF from Sapp Brothers. This could save the district around \$2 per gallon.
- All equipment, (tanks, pumps, DEF pump) is being provided to BPS at no costs.

Safety and Security

Matt Blomenkamp – Assistant Superintendent

January 12, 2026

Safety and Security Team

Matt Blomenkamp	Stacy Hawn	Stacia Nelson	Rob Uchtman	Jeremy Edens
Larry Klaus	Dave Lakin	Jill Yosten	Marc Austin	Rob Loptin
Alex Reinwald	Norise Young	Chuck Matland	Ted Blocher	Jack Christian
John Schopen	Jay Johabnek	Jennifer Roberts	Kris Obermeyer	Kelly Witt
Shannon Lehman	Sara Marxsen	Tracy Watsabaugh	Caden Hurt	Dawn Theis
Codi Burnham	Liz Peterson	Catherine Bettin	Carissa Johnson	

Meetings

- Quarterly District Meetings – Rule 10 and Alicap
- MOEC Safety and Security
- Perry Law Firm Legislative Reviews
- State School Board Conference
- Administrator Days Conference
- SRO and Bennington Police Department

Areas of Interest

- School Resource Officers
- 2 Way Access
- Visitor Procedures
- DUO Authentication
- Emergency Manuals
- Athletic Trainers
- Crisis Plan
- Lock Boxes
- Facility Cameras
- Bus Cameras
- Secure Pass
- Project Adam

Areas of Interest Continued

- Electronic Badge Entry
- Safe2Help
- Upgrade to Wireless and Back End Switches
 - Certificate based access for all Bennington based devices. Helps with viruses.
- Arbor Family Counseling
- Consistent Code of Conducts
 - Discipline Procedures – Suspension and Expulsion Protocols

Resources

- MOEC – Metropolitan Omaha Educational Consortium – Matt Blomenkamp
- NDE – Standard Response Protocol (SRP)– Jay Martin
- ALICAP – Doug Lewis
 - Safe Schools – Megan Boldt
- Tony Ramaecker – Threat Assessment Certified
- Bennington Police Department
- Boys Town - Safe2Help
- Perry Law Firm
- Omaha Police Department
 - OMAPS – All Schools Identified – Computer Program – DCSO and OPD in cruisers
 - Can pull up emergency info. About that address – Blueprints, photographs, from flyovers.
- Emergency Radios - OPD

Questions



A. Discuss, Consider, and Take Action on Curriculum and Personnel Proposals

The Curriculum Committee met on December 8th to continue the process of determining which curriculum and personnel proposals to recommend for the 2026-27 school year. This year 50 proposals were submitted for consideration. At the previous meetings, the BOE approved four of the 50 proposals while utilizing fund reallocations and special education reimbursements. The Curriculum Committee has continued to review proposals that were highly prioritized by both the Curriculum/Proposal Committee and the Administrative/BOE Committee with offsetting costs. The Curriculum Committee is recommending the following high-ranking proposals for approval:

Proposal Number	Name	Description	Personnel Costs	Curriculum Costs
12	Zero-Hour at BHS	Adding zero-hour courses to the master schedule at Bennington High School to ease congestion in the building.	\$37,500	\$0
TOTAL PROPOSED EXPENDITURES			\$37,500	\$0

The estimated cost for these proposals is \$37,500. This change would be allocated from the 2026-27 General Fund budget.

The Curriculum Committee is unanimously recommending the approval of this proposal. The committee will review the remaining 45 proposals and rank them for future additions as funds are released from the Building/Finance Committee.

Subcontractor Recommendation Approval Sheet

Job Name: Bennington Highschool #2

Bid Package #6

Bid Date: October 20, 2025

MEP Request for Proposal

RFP Date: December 10, 2025

Scope Number	Scope of work	Recommended Subcontractor	Value	Approval Date	Subcontractor Recommendation Approval (if approved, apply check mark)
RFP	Mechanical	Sol Lewis	\$ 9,200,672.00	1/12/2026	
RFP	Electrical	Allied Electric	\$ 12,285,375.00	1/12/2026	
RFP	Plumbing	Christopherson	\$ 5,634,466.00	1/12/2026	
11	Temporary Construction	Hausmann Construction	\$ 979,000.00	1/12/2026	
13	Grouting	Braxter Construction	\$ 549,500.00	1/12/2026	
14	Masonry	Chester Anderson & Sons	\$ 2,376,350.00	1/12/2026	
18	Rough Carpentry	Hausmann Construction	\$ 810,000.00	1/12/2026	
21	Flagpoles	Durable Flags	\$ 31,110.00	1/12/2026	
23	Roofing	JR Roofing	\$ 1,939,176.00	1/12/2026	
24	Metal Panels	10 Men Roofing	\$ 980,640.00	1/12/2026	
30	Door, Frame, Hardware Supply	Metal Doors & Hardware	\$ 1,355,599.00	1/12/2026	
31	Aluminum & Glazing	City Glass Company	\$ 1,572,796.00	1/12/2026	
31	Sunshades	City Glass Company	\$ 729,950.00	1/12/2026	
32	Tubular Daylighting Devices	SGH Concepts	\$ 195,647.00	1/12/2026	
34 & 35	Framing, Drywall, & Acoustical Components and Ceilings	Ramirez Contracting	\$ 3,926,393.00	1/12/2026	
48	Laboratory Equipment	Carrol Seating Company	\$ 44,632.00	1/12/2026	
49	Food Service Equipment	Singer	\$ 1,200,916.00	1/12/2026	
55	Fire Suppression	Mahoney Fire Sprinkler	\$ 718,380.00	1/12/2026	
57	Geofoam	Hausmann Construction	\$ 262,200.00	1/12/2026	
59	Residential Appliances	Ferguson	\$ 21,706.00	1/12/2026	

Hausmann Construction, Inc

Bennington Public Schools

Mechanical

Project: Bennington High School							Budget \$ 10,700,000.00
Bid Package: #6							
Bid Date: 12/10/2025							Cost \$ 9,200,672.00
							Variance \$ (1,499,328.00)
Subcontractor / Supplier	Sol Lewis	Helm	Christopherson	Grunwald	Ray Martin		
Base Bid	\$ 8,747,200.00	\$ 9,792,261.00	\$ 10,245,040.00	\$ 10,900,000.00	\$ 15,500,000.00		
Acknowledge Documents	Included	Included	Not Scoped	Not Scoped	Not Scoped		
BP#6 Drawings	Included	Included	Not Scoped	Not Scoped	Not Scoped		
BP#6 Specs	Included	Included	Not Scoped	Not Scoped	Not Scoped		
DLR Addendum 003	Included	Included	Not Scoped	Not Scoped	Not Scoped		
DLR Addendum 004	Included	Included	Not Scoped	Not Scoped	Not Scoped		
DLR Addendum 005	Included	Included	Not Scoped	Not Scoped	Not Scoped		
DLR Addendum 006	Included	Included	Not Scoped	Not Scoped	Not Scoped		
DLR Addendum 007	Included	Included	Not Scoped	Not Scoped	Not Scoped		
Acknowledge and meet schedule	Yes- 22+ trademan	Yes- 16+ trademan	Not Scoped	Not Scoped	Not Scoped		
Main Building, Outbuildings, Site-Wide	Included	Included	Not Scoped	Not Scoped	Not Scoped		
Products per Specs	Included	Included	Not Scoped	Not Scoped	Not Scoped		
Products by Approved Manuf.	Included	Included	Not Scoped	Not Scoped	Not Scoped		
Condensate	Included	Included	Not Scoped	Not Scoped	Not Scoped		
Lab fume hoods- division 11	Excluded	Excluded	Not Scoped	Not Scoped	Not Scoped		
Building Conditioning	\$ 225,000.00	\$ 225,000.00	Not Scoped	Not Scoped	Not Scoped		
Petra RTU's	Included	\$ (230,000.00)	Not Scoped	Not Scoped	Not Scoped		
Sound and Fire Caulk	Included	Included	Not Scoped	Not Scoped	Not Scoped		
All temperature controls and wiring	Included	Included	Not Scoped	Not Scoped	Not Scoped		
BIM	\$ 90,000.00	Included	Not Scoped	Not Scoped	Not Scoped		
Duct shrouds	Included	Included	Not Scoped	Not Scoped	Not Scoped		
Dust-metal and fume collection systems	Included	Included	Not Scoped	Not Scoped	Not Scoped		
RTU's, AHU's, DOAS	Included	Included	Not Scoped	Not Scoped	Not Scoped		
Split systems	Included	Included	Not Scoped	Not Scoped	Not Scoped		
Hoods	Included	Included	Not Scoped	Not Scoped	Not Scoped		
MAU's	Included	Included	Not Scoped	Not Scoped	Not Scoped		
Unit heaters	Included	Included	Not Scoped	Not Scoped	Not Scoped		
Pumps	Included	Included	Not Scoped	Not Scoped	Not Scoped		
Destrat fans	Included	Included	Not Scoped	Not Scoped	Not Scoped		
All ductwork, registers, grilles, diffusers	Included	Included	Not Scoped	Not Scoped	Not Scoped		
Insulation	Included	Included	Not Scoped	Not Scoped	Not Scoped		
RTU-1 through RTU-6 to gas heating	\$ (206,000.00)	\$ (155,000.00)	\$ (243,000.00)	Not Scoped	Not Scoped		
Coordinate interior glycol with exterior	Included	Included	Not Scoped	Not Scoped	Not Scoped		
Early start-up of equip. for construction use	Included	Included	Not Scoped	Not Scoped	Not Scoped		
Warranties per Spec	Included	Included	Not Scoped	Not Scoped	Not Scoped		
Warranties thru completion	\$ 257,000.00	\$ 207,230.00	Not Scoped	Not Scoped	Not Scoped		
All costs are good thru full project duration	Included	Included	Not Scoped	Not Scoped	Not Scoped		
Background Checks	Included	Included	Not Scoped	Not Scoped	Not Scoped		
Taxes	NA	NA	NA	NA	NA		
Bond	\$ 87,472.00	\$ 46,237.00	\$ 80,000.00	Not Scoped	Not Scoped		
Total Bid	\$ 9,200,672.00	\$ 9,885,728.00	\$ 10,082,040.00	\$ 10,900,000.00	\$ 15,500,000.00		

VE:

Add back RTU-1 through RTU-6 to geothermal	\$206,000.00	\$155,000.00	\$243,000.00
--	--------------	--------------	--------------

Electrical

Project: Bennington High School							Budget	\$ 12,296,954.00
Bid Package: #6							Cost	\$ 12,285,375.00
Bid Date: 12/10/2025							Variance	\$ (11,579.00)
Subcontractor / Supplier	Allied	Kidwell	DNB	Muth	Thompson			
Base Bid	\$ 11,919,970.00	\$ 13,233,621.00	\$ 13,982,590.00	\$ 16,050,830.00	\$ 17,749,615.00			
Acknowledge Documents	Included	Not Scoped	Not Scoped	Not Scoped	Not Scoped			
BP#6 Drawings	Included	Not Scoped	Not Scoped	Not Scoped	Not Scoped			
BP#6 Specs	Included	Not Scoped	Not Scoped	Not Scoped	Not Scoped			
DLR Addendum 003	Included	Not Scoped	Not Scoped	Not Scoped	Not Scoped			
DLR Addendum 004	Included	Not Scoped	Not Scoped	Not Scoped	Not Scoped			
DLR Addendum 005	Included	Not Scoped	Not Scoped	Not Scoped	Not Scoped			
DLR Addendum 006	Included	Not Scoped	Not Scoped	Not Scoped	Not Scoped			
DLR Addendum 007	Included	Not Scoped	Not Scoped	Not Scoped	Not Scoped			
Acknowledge and meet schedule	Yes- 30+ electricians	Not Scoped	Not Scoped	Not Scoped	Not Scoped			
Main Building, Outbuildings, Site-Wide	Included	Not Scoped	Not Scoped	Not Scoped	Not Scoped			
Products per Specs	Included	Not Scoped	Not Scoped	Not Scoped	Not Scoped			
Products by Approved Manuf.	Included	Not Scoped	Not Scoped	Not Scoped	Not Scoped			
Precast Rough-ins B/C	\$ 77,805.00	\$ 77,805.00	\$ 77,805.00	\$ 77,805.00	\$ 77,805.00			
AVI Systems (Forte) for AV	\$ (94,000.00)	\$ -	\$ -	\$ -	\$ -			
Emergency Responder Radio Comm. System	Included	\$ 174,416.00	\$ 141,250.00	Included	Included			
Sports lighting supply and install	Included	Included	Included	Included	Included			
Lighting package	Included	Included	Included	Included	Included			
Gear package	Included	Included	Included	Included	Included			
Integrated audiovisual systems and equip	Included	Excluded	Included	Included	Included			
Intercommunications and program systems	Included	Excluded	Included	Included	Included			
Clock systems	Included	Excluded	Included	Included	Included			
Emergency 2 way comm systems	Included	Included	Included	Included	Included			
Sound and Fire Caulk	Included	Not Scoped	Not Scoped	Not Scoped	Not Scoped			
Building Conditioning	\$ 75,000.00	Not Scoped	Not Scoped	Not Scoped	Not Scoped			
Pricing held for the duration of the project	Included	Not Scoped	Not Scoped	Not Scoped	Not Scoped			
BIM Coordination	\$ 85,000.00	Not Scoped	Not Scoped	Not Scoped	Not Scoped			
Temp Power distribution	\$ 35,000.00	Not Scoped	Not Scoped	Not Scoped	Not Scoped			
Fire Alarm	Included	Not Scoped	Not Scoped	Not Scoped	Not Scoped			
Low Volt Rough ins	Included	Not Scoped	Not Scoped	Not Scoped	Not Scoped			
Lighting Controls	Included	Not Scoped	Not Scoped	Not Scoped	Not Scoped			
Generator	Included	Not Scoped	Not Scoped	Not Scoped	Not Scoped			
Overcurrent Study	Included	Not Scoped	Not Scoped	Not Scoped	Not Scoped			
Security	\$ 72,000.00	Not Scoped	Not Scoped	Not Scoped	Not Scoped			
Delegated Design as required	Included	Not Scoped	Not Scoped	Not Scoped	Not Scoped			
Heat trace	Included	Not Scoped	Not Scoped	Not Scoped	Not Scoped			
Theatrical Lighting- division 11	Excluded	Not Scoped	Not Scoped	Not Scoped	Not Scoped			
In wall precast rough ins	Included	Not Scoped	Not Scoped	Not Scoped	Not Scoped			
Warranties per Spec	Included	Included	Included	Included	Included			
Warranties thru completion	\$ 25,000.00	Included	Included	Included	Included			
All costs are good thru full project duration	Included	Included	Included	Included	Included			
Background Checks	Included	Included	Included	Included	Included			
Taxes	NA	NA	NA	NA	NA			
Bond	\$ 89,600.00	\$ 132,337.00	\$ 142,826.00	\$ 79,459.00	\$ 74,267.00			
Total Bid	\$ 12,285,375.00	\$ 13,618,179.00	\$ 14,344,471.00	\$ 16,208,094.00	\$ 17,901,687.00			

Monument Sign Alternate:	\$18,600.00	\$24,674.00	\$13,015.00	\$25,756.00	\$8,000.00
Maintenance/ Storage Building Alternate:	\$26,400.00	\$27,432.00	\$29,210.00	\$33,729.00	\$14,000.00

Plumbing

Project: Bennington High School						
Bid Package: #6					Budget	\$ 5,387,159.00
Bid Date: 12/10/2025					Cost	\$ 5,634,466.00
					Variance	\$ 247,307.00
Subcontractor / Supplier	Christopherson	Grunwald				
Base Bid	\$ 5,418,993.00	\$ 5,400,000.00				
Acknowledge Documents	Included	Included				
BP#6 Drawings	Included	Included				
BP#6 Specs	Included	Included				
DLR Addendum 003	Included	Included				
DLR Addendum 004	Included	Included				
DLR Addendum 005	Included	Included				
DLR Addendum 006	Included	Included				
DLR Addendum 007	Included	Included				
Acknowledge and meet schedule	Yes- 20+ plumbers	Yes- 20+ plumbers				
Main Building, Outbuildings, Site-Wide	Included	Included				
Products per Specs	Included	Included				
Products by Approved Manuf.	Included	Included				
Precast Rough ins B/C	\$ 10,000.00	\$ 10,000.00				
Natural Gas lines	Included	Included				
Compressed Air lines with hose reels	Included	Included				
Compressors	Included	Included				
Flues	Included	Included				
Generator fuel oil piping	Included	Included				
Oxygen/ Acetylene/ Carbon Dioxide-Argon lines	Included	\$ 74,545.00				
Drain Tile	\$ 87,500.00	\$ 98,615.00				
Sound & Fire Caulk	Included	Included				
BIM	\$ 65,000.00	Included				
All sanitary, Storm and Water lines	Included	Included				
Grease Interceptors	Included	Included				
Neutralizer Tanks w/ limestone aggregate	Included	Included				
Oil Separator	Included	Included				
Kemper Water Control System	Included	Included				
Acid Waste	Included	Included				
Connections to owner supplied equipment	Included	Included				
Wall mounted equipment platforms	Included	Included				
Catch basins	Included	Included				
Sump pump alarm panel	Included	Included				
Plumbing fixtures and equipment	Included	Included				
Softeners	Included	Included				
Lab fume hoods- division 11	Excluded	Excluded				
Early start-up of equip. for construction use	Included	Included				
Warranties per Spec	Included	Included				
Warranties thru completion	Included	Included				
All costs are good thru full project duration	Included	Included				
Background Checks	Included	Included				
Taxes	NA	NA				
Bond	\$ 52,973.00	\$ 68,000.00				
Total Bid	\$ 5,634,466.00	\$ 5,651,160.00	\$ -			

VE:	
Eliminate special vents per Plumbing Code	-\$151,000.00
Niron Pipe larger than 2" for Domestic Water	-\$106,000.00
Utilize 1- 4" Floor sink at 3-comps in lieu of 3	-\$72,000.00
CPVC acid waste	-\$62,500.00
Total if all 4 VE accepted:	\$ 5,242,966.00

Framing, Drywall, & Acoustical Components

Project: Bennington High School										Budget	\$ 3,964,190.00	
Bid Package: #6										Cost	\$ 3,926,393.00	
Bid Date: 11/20/2025										Variance	\$ (37,797.00)	
Subcontractor / Supplier	Ramirez Contracting	FML Construction	BC Drywall	Midwest Partitions	J&H Specialty Contracting	E&K of Omaha						
Base Bid	\$ 3,994,970.00	\$ 3,606,405.00	\$ 3,999,000.00	\$ 3,175,600.00	\$ 4,240,015.00	\$ 4,713,000.00						
Acknowledge Documents	Yes	Yes	Yes	Yes	Yes	Yes	Yes	Yes	Yes			
BP&S Drawings	Inc	Inc	Inc	Inc	Inc	Inc	Inc	Inc	Inc			
BP&S Specs	Inc	Inc	Inc	Inc	Inc	Inc	Inc	Inc	Inc			
Bid Addendum 001	Inc	Inc	Inc	Inc	Inc	Inc	Inc	Inc	Inc			
Bid Addendum 002	Inc	Inc	Inc	Inc	Inc	Inc	Inc	Inc	Inc			
Bid Addendum 003	Inc	Inc	Inc	Inc	Inc	Inc	Inc	Inc	Inc			
Bid Addendum 004	Inc	Inc	Inc	Inc	Inc	Inc	Inc	Inc	Inc			
Acknowledge and meet schedule	Yes	Yes	Yes	Yes	Yes	Yes	Yes	Yes	Yes			
Meet schedule start/finish dates, durations	Yes	Bidder confirmed they will meet schedule	Yes	Bidder meets schedule dates and durations	Yes	Yes	Bidder meets schedule dates and durations	Yes	Yes			
Multiple crews	Inc	Inc	Inc	Interior and exterior crew at the same time. 3 guys per crew.	Inc	6-8 guys per exterior crew, 6 guys per interior crew, 4 guys for drywall	Inc					
Multiple mobilizations	Inc	Inc	Inc	Inc	Inc	Inc	Inc					
Main Building	Inc	Inc	Inc	Inc	Inc	Inc	Inc		Inc			
Outbuildings	Inc	Inc	Inc	Inc	Inc	Inc	Inc		Inc			
Panelized framing	Excl	Possibly eyebrows	Inc	Exterior partitions and Eyebrows	Partial	Exterior partitions Possibly eyebrows	Partial	Exterior partitions	Excl			
Stick framing	Inc	Inc	Inc	Inc	Inc	Inc	Inc		Inc			
Products per Specs	Inc	Inc	Inc	Inc	Inc	Inc	Inc		Inc			
Products by Approved Manuf.	Inc	Inc	Inc	Inc	Inc	Inc	Inc		Inc			
Metal Framing - structural	Inc	Inc	Inc	Inc	Inc	Inc	Inc		Inc	Inc		
Stamped Engineered shop drawings	Inc	Inc	Inc	Inc	Inc	Inc	Inc		Inc	Inc		
Metal framing - non-structural	Inc	Inc	Inc	Inc	Inc	Inc	Inc		Inc	Inc		
Wood framing install (outbuildings)	Excl	Excl	Excl	Excl	Excl	Excl	Excl		Excl	Excl		
Install HM frames at Metal Stud Walls	Inc	Inc	Inc	Inc	Inc	Inc	Inc		Inc	Inc		
Install HM frames at Precast	Inc	Inc	Inc	Add \$ 25,500.00	Excl \$ 25,500.00	Excl \$ 25,500.00	Excl \$ 25,500.00		Inc	Inc		
Install HM frames at Masonry	Excl	Excl	Excl	Excl	Excl	Excl	Excl		Excl	Excl		
Install HM Radius trim (Ex. A11.3)	Inc	Inc	Inc	Inc	Inc	Inc	Inc		Inc	Inc		
Mineral wool at door frames	Inc	Inc	Inc	Inc	Inc	Inc	Inc		Inc	Inc		
Receive and unload HM frames	Inc	Receive and unload included inventory by GC.	Inc	Will assist with unload. Inventory by GC.	Inc	Receive and unload included. Inventory by GC.	Inc	Partial	Will distribute as needed.	Inc		
GWB Sheathing	Inc	Inc	Inc	Inc	Inc	Inc	Inc		Inc	Inc		
CGWB Sheathing at parapets	Inc	Inc	Inc	Inc	Inc	Inc	Inc		Excl	Inc		
Drywall	Inc	Inc	Inc	AGWB is included.	Inc	Inc	Inc		Inc	Inc		
Level 5 (where required per CDs)	Inc	Inc	Inc	Inc	At Note #6 and natural light areas. Not all HPC locations.	Inc	Inc		Inc	Inc		
Tile backer board	Inc	Inc	Inc	Inc	Inc	Inc	Inc		Inc	Inc		
Shaft wall assemblies	Inc	Inc	Inc	Inc	Inc	Inc	Inc		Inc	Inc		
Thermal Insulation	Inc	Inc	Inc	Inc	Inc	Inc	Inc		Inc	Inc		
Rigid Insulation (inside metal studs)	Inc	Inc	Inc	Inc	Inc	Inc	Inc		Excl	Inc		
Vapor barrier (behind drywall at stud wall assemblies)	Inc	Inc	Inc	Inc	Inc	Inc	Inc		Add \$ 3,195.00	Excl		
Firestopping	Inc	At fire-rated metal stud walls	Inc	At fire-rated metal stud walls	Inc	At fire-rated metal stud walls	Inc	At fire-rated metal stud walls	Inc	At fire-rated metal stud walls		
Perimeter joint firestopping system	Inc	Inc	Inc	Add \$ 28,900.00	Excl \$ 28,900.00	Excl \$ 28,900.00	Excl \$ 28,900.00		Inc	Inc		
Joint sealants	Inc	Complete for metal stud framed partitions.	Inc	Complete for metal stud framed partitions.	Inc	Complete for metal stud framed partitions.	Inc	Complete for metal stud framed partitions.	Inc	Complete for metal stud framed partitions.		
Acoustical sealants	Inc	Complete for metal stud framed partitions.	Inc	Complete for metal stud framed partitions.	Inc	Complete for metal stud framed partitions.	Inc	Complete for metal stud framed partitions.	Inc	Complete for metal stud framed partitions.		
Trimless doors frames - supply & install	Inc	Inc	Inc	Inc	Inc	Inc	Inc		Inc	Inc		
Acoustical Panel Ceilings	Inc	Inc	Inc	Inc	Excl	Inc	Inc		Inc	Inc		
APC-01-05, 05A, 06	Inc	Inc	Inc	Inc	Excl	Inc	Inc		Inc	Inc		
Acoustical Wall Panels	Inc	Inc	Inc	Inc	Excl	Inc	Inc		Inc	Inc		
AWP-01	Inc	Add \$ 118,995.00	Inc	Inc	Excl	Inc	Inc		Inc	Inc		
AWP-02	Inc	Add \$ 88,855.00	Inc	Inc	Excl	Inc	Inc		Inc	Inc		
AWP-03	Inc	Add With AWP-01	Inc	Inc	Excl	Inc	Inc		Inc	Inc		
AWP-04	Inc	Not required.	Inc	Not required.	Excl	Inc	Inc		Not required.	Not required.		
AWP-05	Inc	Add \$ 25,760.00	Inc	Inc	Excl	Inc	Inc		Inc	Inc		
AWP-06	Inc	Add With AWP-01	Inc	Inc	Excl	\$ 946,800.00	Inc		Inc	Inc		
AWP-07	Inc	Add With AWP-01	Inc	Inc	Excl	Inc	Inc		Inc	Inc		
AWP-08	Inc	Add With AWP-05	Inc	Inc	Excl	Inc	Inc		Inc	Inc		
Pyramidal Wall Diffuser	Inc	Inc	Inc	Inc	Excl	Inc	Inc		Inc	Inc		
PWD-01	Inc	Add	Inc	Inc	Excl	Inc	Inc		Inc	Inc		
PWD-02	Inc	Add \$ 46,860.00	Inc	Inc	Excl	Inc	Inc		Inc	Inc		
Acoustical Ceiling Diffuser	Inc	Inc	Inc	Inc	Excl	Inc	Inc		Inc	Inc		
ACD	Inc	Add With PWD	Inc	Inc	Excl	Inc	Inc		Inc	Inc		
Linear Metal Ceilings	Inc	Inc	Inc	Inc	Excl	Inc	Inc		Inc	Inc		
LMC-01	Inc	\$ (195,500.00)	Add	Inc	\$ (223,000.00)	Add \$ (195,500.00)	Inc	\$ (195,500.00)	Inc	\$ (195,500.00)		
VE #26, 1.515 SF at \$9.00/SF = \$13,635.00	Allow.	\$ 13,635.00	Allow.	\$ 13,635.00	Allow.	\$ 13,635.00	Allow.	\$ 13,635.00	Allow.	\$ 13,635.00		
VE #27, 1.325 SF at \$9.00/LF = \$11,925.00	Allow.	\$ 11,925.00	Allow.	\$ 11,925.00	Allow.	\$ 11,925.00	Allow.	\$ 11,925.00	Allow.	\$ 11,925.00		
Cloud ceiling assemblies w/ hanger/supports	Inc	Inc	Inc	Inc	Inc	Inc	Inc		Inc	Inc		
Pre-formed expansion joints - floors, walls, ceilings	Excl	Excl	Excl	Excl	Excl	Excl	Excl		Excl	Excl		
Access doors - supply & install	Inc	Install only	Inc	Install only	Inc	Install only	Excl	Unit Rate	Inc	Install only		
Install access doors for other trades	Inc	Install only	Inc	Install only	Excl	Unit Rate	Partial	Install only for up to (10)	Inc	Install only for up to (10)		
Plastic Paneling - FRP	Inc	FRP 01 and 02	Add \$ 19,470.00	Inc	Excl \$ 19,470.00	Excl \$ 19,470.00	Inc		Excl \$ 19,470.00	Excl \$ 19,470.00		
GFR Gyp Fabrications	Inc	Add \$ 49,215.00	Inc	Inc	Inc	Inc	Inc		Inc	Inc		
Mock-up panels	Inc	Inc	Inc	Inc	Inc	Inc	Inc		Inc	Inc		
Warranties per Spec	Inc	Inc	Inc	Inc	Inc	Inc	Inc		Inc	Inc		
All costs are good thru full project duration	Yes	Confirmed.	Yes	Confirmed.	Yes	Confirmed.	Yes	Confirmed.	Yes	Confirmed.		
Background Checks	Inc	Inc	Inc	Inc	Inc	Inc	Inc		Inc	Inc		
Taxes	Excl	Excl	Excl	Excl	Excl	Excl	Excl		Excl	Excl		
Weather Barrier	Inc	Inc	Inc	Inc	Inc	Inc	Inc		Inc	Inc		
WD-02	Inc	Inc	Inc	Inc	Inc	Inc	Inc		Inc	Inc		
Additional Supervision	Inc	Inc	Inc	Inc	Inc	Inc	Inc		Inc	Inc		
Bond	2.65%	\$ 101,363.30	0.90%	\$ 35,828.28	2.00%	\$ 79,943.20	2.00%	\$ 80,588.60	1.50%	\$ 61,481.55	1.00%	\$ 45,825.30
Total Bid	\$ 3,926,393.00	\$ 4,016,748.00	\$ 4,077,103.00	\$ 4,110,019.00	\$ 4,160,252.00	\$ 4,608,155.00						

Roofing

Project: Bennington High School													Budget	\$ 1,946,038.00					
Bid Package: #6																			
Bid Date: 11/28/2025													Cost	\$ 1,939,176.00					
													Variance	\$ (6,862.00)					
Subcontractor / Supplier	JR	White Castle	Scott Enterprises	Lynch	10 Men	White Hawk	Asarben	Weatherguard	Bradco										
Base Bid	\$ 2,049,496.00	\$ 2,091,583.00	\$ 2,230,981.00	\$ 2,055,086.00	\$ 2,283,373.00	\$ 2,211,896.65	\$ 2,146,065.00	\$ 3,176,719.91	\$ 1,860,830.00										
Acknowledge Documents	Yes	Yes	Yes	Yes	Yes	Yes	Yes	Yes	Yes	Yes	Yes	Yes	Yes	Yes	Yes				
BP&S Drawings	Inc	Inc	Inc	Inc	Inc	Inc	Inc	Inc	Inc	Inc	Inc	Inc	Inc	Inc	Inc				
BP&S Specs	Inc	Inc	Inc	Inc	Inc	Inc	Inc	Inc	Inc	Inc	Inc	Inc	Inc	Inc	Inc				
Addendum 001	Inc	Inc	Inc	Inc	Inc	Inc	Inc	Inc	Inc	Inc	Inc	Inc	Inc	Inc	Inc				
Addendum 002	Inc	Inc	Inc	Inc	Inc	Inc	Inc	Inc	Inc	Inc	Inc	Inc	Inc	Inc	Inc				
Addendum 003	Inc	Inc	Inc	Inc	Inc	Inc	Inc	Inc	Inc	Inc	Inc	Inc	Inc	Inc	Inc				
Addendum 004	Inc	Inc	Inc	Inc	Inc	Inc	Inc	Inc	Inc	Inc	Inc	Inc	Inc	Inc	Inc				
Review all Design Disciplines	Yes	Yes	Yes																
Acknowledge and meet schedule	Yes	Yes	Yes	Yes	Add \$ 117,080.00	Yes	Yes	Yes	Yes	Yes	Yes	Yes	Yes	Yes	Yes				
Multiple crews	Yes	Yes	Yes	2 crews, 6-8 guys per crew	Inc	Yes	Yes	Yes	Yes	Yes	Yes	Yes	Yes	Yes	Yes				
Main Building - EPDM	Inc	Inc	Inc	Inc	Inc	Inc	Inc	Inc	Inc	Inc	Inc	Inc	Inc	Inc	Inc				
Outbuilding I - EPDM	Inc	Inc	Inc	Inc	Inc	Inc	Inc	Inc	Inc	Inc	Inc	Inc	Inc	Inc	Inc				
Outbuilding K - EPDM	Inc	Inc	Inc	Inc	Inc	Inc	Inc	Inc	Inc	Inc	Inc	Inc	Inc	Inc	Inc				
Outbuilding L - Standing Seam (PEMB Aluminum)	Excl	Excl	Excl	Excl	Excl	Excl	Excl	Excl	Excl	Excl	Excl	Excl	Excl	Excl	Excl				
Outbuilding M - Asphalt Shingles	Inc	Inc	Inc	Inc	Inc	Inc	Inc	Inc	Inc	Inc	Inc	Inc	Inc	Inc	Inc				
Outbuilding N - EPDM	Inc	Inc	Inc	Inc	Inc	Inc	Inc	Inc	Inc	Inc	Inc	Inc	Inc	Inc	Inc				
Outbuilding O - Asphalt Shingles	Inc	Inc	Inc	Inc	Inc	Inc	Inc	Inc	Inc	Inc	Inc	Inc	Inc	Inc	Inc				
Baseball Dugouts - Standing Seam	Add \$	18,452.00	Inc	Inc	Inc	Inc	Inc	Inc	Inc	Inc	Inc	Inc	Inc	Inc	Inc				
Softball Dugouts - Standing Seam	Inc	Inc	Inc	Inc	Add \$ 16,417.00	Add \$ 12,458.00	Add \$ 14,733.00	Inc	Inc	Inc	Inc	Inc	Inc	Inc	Inc				
EPDM roofing complete	Inc	Inc	Inc	Inc	Inc	Inc	Inc	Inc	Inc	Inc	Inc	Inc	Inc	Inc	Inc				
Products per Specs	Inc	Elevate (approved manuf.)	Inc	Carlisle (approved manuf.)	Inc	Carlisle (approved manuf.)	Inc	Carlisle (approved manuf.)	Inc	Elevate (approved manuf.)	Inc	Elevate (approved manuf.)	Inc	Not scoped	Excl				
Adhered and/or Mechanically fastened layers per spec.	Inc	Inc	Inc	Inc	Inc	Inc	Inc	Inc	Inc	Inc	Inc	Inc	Inc	Inc	Inc				
Comply with 1.1.B.	Inc	Inc	Inc	Inc	Inc	Inc	Inc	Inc	Inc	Inc	Inc	Inc	Inc	Inc	Inc				
Vapor barrier	Inc	\$ (158,280.00)	Inc	\$ (171,754.00)	Inc	\$ (238,532.00)	Inc	\$ (139,970.00)	Inc	\$ (241,896.00)	Inc	\$ (194,933.11)	Inc	\$ (175,009.00)	Inc	\$ (206,667.00)	Inc	\$ (133,830.00)	
Underlayment / Ice and Water Shield	Inc	Inc	Inc	Inc	Inc	Inc	Inc	Inc	Inc	Inc	Inc	Inc	Inc	Inc	Inc	Inc	Inc	Inc	
Base and tapered insulation	Inc	Add \$ 45,116.00	Inc	Inc	Inc	Inc	Inc	Inc	Inc	Inc	Inc	Inc	Inc	Inc	Inc	Inc	Inc	Inc	
Coverboard	Inc	Inc	Inc	Inc	Inc	Inc	Inc	Inc	Inc	Inc	Inc	Inc	Inc	Inc	Inc	Inc	Inc	Inc	
Crickets, saddles, including all curbs/riserlights/etc.	Inc	Inc	Inc	Inc	Inc	Inc	Inc	Inc	Inc	Inc	Inc	Inc	Inc	Inc	Inc	Inc	Inc	Inc	
Epichlorohydrin sheet or neoprene membrane (See RF24(A.1.N))	Inc	Inc	Inc	Inc	Partial \$ 56,301.00	Inc	Inc	Inc	Inc	Inc	Inc	Inc	Inc	Inc	Inc	Inc	Inc	Inc	
Walk pads	Inc	Inc	Inc	Inc	Inc	Inc	Inc	Inc	Inc	Inc	Inc	Inc	Inc	Inc	Inc	Inc	Inc	Inc	
Acoustical deck infill	Inc	Inc	Inc	Inc	Inc	Inc	Inc	Inc	Inc	Inc	Inc	Inc	Inc	Inc	Inc	Inc	Inc	Inc	
Roofing expansion joint complete	Inc	Inc	Inc	Inc	Inc	Inc	Inc	Inc	Inc	Inc	Inc	Inc	Inc	Inc	Inc	Inc	Inc	Inc	
Fire-safing insulation between paritions at parapets	Excl	Excl	Excl	Excl	Excl	Excl	Excl	Excl	Excl	Excl	Excl	Excl	Excl	Excl	Excl	Excl	Excl	Excl	
Batt insulation w/ integral EPDM tapered support	Inc	Add \$ 5,000.00	Inc	Add \$ 2,160.00	Add \$ 9,265.00	Inc	Inc	Inc	Inc	Inc	Inc	Inc	Inc	\$ 18,008.00	Inc	Excl	\$ 18,008.00	Inc	
Metal flashing, sealants, accessories	Inc	Inc	Inc	Inc	Inc	Inc	Inc	Inc	Inc	Inc	Inc	Inc	Inc	Inc	Inc	Inc	Inc	Inc	
Roof pavers	Inc	\$ (23,017.00)	Excl	Inc	\$ (8,220.00)	Excl	Excl	Excl	Excl	Excl	Excl	Excl	Excl	\$ (12,600.00)	Inc	Excl	\$ (51,830.00)	Inc	
Asphalt roofing complete	Inc	Inc	Inc	Inc	Inc	Inc	Inc	Inc	Inc	Inc	Inc	Inc	Inc	Inc	Inc	Inc	Inc	Inc	
Manufacturer	Inc	Matarkey (approved manuf.)	Inc	CertainTeed. (approved manuf.)	Inc	GAF (approved manuf.)	Inc	Matarkey (approved manuf.)	Inc	CertainTeed. (approved manuf.)	Inc	Matarkey (approved manuf.)	Inc	Inc	Inc	Inc	Inc	Inc	
Underlayment	Inc	Inc	Inc	Inc	Inc	Inc	Inc	Inc	Inc	Inc	Inc	Inc	Inc	Inc	Inc	Inc	Inc	Inc	
Metal flashing, sealants, accessories	Inc	Inc	Inc	Inc	Inc	Inc	Inc	Inc	Inc	Inc	Inc	Inc	Inc	Inc	Inc	Inc	Inc	Inc	
Fiber cement fascia board	Excl	Excl	Excl	Excl	Excl	Excl	Excl	Excl	Excl	Excl	Excl	Excl	Excl	Excl	Excl	Excl	Excl	Excl	
Standing Seam complete	Inc	Inc	Inc	Inc	Inc	Inc	Inc	Inc	Inc	Inc	Inc	Inc	Inc	Inc	Inc	Inc	Inc	Inc	
Manufacturer	Add	See pricing above	Inc	Manuf: Metal Sales	Inc	Manuf: Metal Sales	Add	See pricing above	Add	See pricing above.	Add	See pricing above.	Inc	Inc	Inc	Inc	Inc	Inc	
Underlayment	Inc	Inc	Inc	Inc	Inc	Inc	Inc	Inc	Inc	Inc	Inc	Inc	Inc	Inc	Inc	Inc	Inc	Inc	
Metal flashing, drip edge, sealants, etc.	Inc	Inc	Inc	Inc	Inc	Inc	Inc	Inc	Inc	Inc	Inc	Inc	Inc	Inc	Inc	Inc	Inc	Inc	
All penetrations for other trades. Includes flashings, witch hats, boots, etc.	Inc	Inc	Inc	Inc	Inc	Inc	Inc	Inc	Inc	Inc	Inc	Inc	Inc	Inc	Inc	Inc	Inc	Inc	
Roofing at all roof curbs, including curbs by other trades	Inc	Inc	Inc	Inc	Inc	Inc	Inc	Inc	Inc	Inc	Inc	Inc	Inc	Inc	Inc	Inc	Inc	Inc	
2.3 Roof Hatches with safety railings and ladder assists 11 located in Area F	Inc	(1) included	Inc	(1) included	Inc	(1) include	Inc	(1) included	Inc	(1) included	Inc	(1) included	Inc	(1) included	Inc	Not scoped	Inc	(1) included	
3.4 Heat and Smoke Vents	(1) Inc Add (3)	\$ 35,869.00	Inc	(4) included	Inc	(4) included. Confirm what is included in this supply	Add \$ 28,907.00	Inc	(4) included	Excl \$ 47,828.00	Add \$ 18,410.00	Inc	Not scoped	Excl \$ 47,828.00	Excl	\$ 47,828.00	Inc	\$ 47,828.00	
3.5 Free panels	Inc	Inc	Inc	Inc	Excl \$ 4,773.00	Excl \$ 4,773.00	Excl \$ 4,773.00	Excl \$ 4,773.00	Excl \$ 4,773.00	Excl \$ 4,773.00	Excl \$ 4,773.00	Excl \$ 4,773.00	Excl \$ 4,773.00	Excl \$ 4,773.00	Excl \$ 4,773.00	Excl \$ 4,773.00	Excl \$ 4,773.00	Excl \$ 4,773.00	Excl \$ 4,773.00
Wood blocking at roof curbs	Excl	Excl	Excl	Excl	Excl \$ (71,031.00)	Excl \$ (71,031.00)	Excl \$ (71,031.00)	Excl \$ (71,031.00)	Excl \$ (71,031.00)	Excl \$ (71,031.00)	Excl \$ (71,031.00)	Excl \$ (71,031.00)	Excl \$ (71,031.00)	Excl \$ (71,031.00)	Excl \$ (71,031.00)	Excl \$ (71,031.00)	Excl \$ (71,031.00)	Excl \$ (71,031.00)	Excl \$ (71,031.00)
Rigid Insulation at Parapet	Excl	Excl	Excl	Excl	Excl	Excl	Excl	Excl	Excl	Excl	Excl	Excl	Excl	Excl	Excl	Excl	Excl	Excl	
Cutters, downspouts, splashblocks	Inc	Inc	Inc	Inc	Inc	Inc	Inc	Inc	Inc	Inc	Inc	Inc	Inc	Inc	Inc	Inc	Inc	Inc	
Cur decking at low penetrations	Inc	Add \$ 4,760.00	Excl	Excl \$ 4,760.00	Excl \$ 4,760.00	Excl \$ 4,760.00	Excl \$ 4,760.00	Excl \$ 4,760.00	Excl \$ 4,760.00	Excl \$ 4,760.00	Excl \$ 4,760.00	Excl \$ 4,760.00	Excl \$ 4,760.00	Excl \$ 4,760.00	Excl \$ 4,760.00	Excl \$ 4,760.00	Excl \$ 4,760.00	Excl \$ 4,760.00	
Clean / blow off deck before install	Inc	Inc	Inc	Inc	Inc	Inc	Inc	Inc	Inc	Inc	Inc	Inc	Inc	Inc	Inc	Inc	Inc	Inc	
Deviations from Drawings or Specs	Per spec	Per spec	Per spec	Per spec	Per spec	Per spec	Per spec	Per spec	Per spec	Per spec	Per spec	Per spec	Per spec	Per spec	Per spec	Per spec	Per spec	Per spec	
Full range of colors available for Architect's selection	Inc	Inc	Inc	Inc	Standard	Inc	Inc	Inc	Inc	Inc	Inc	Inc	Inc	Full range, excluding custom	Inc	Inc	Inc	Inc	
Warranties per Spec	Inc	Confirmed	Inc	Confirmed	Yes	Confirmed	Yes	Confirmed	Yes	Confirmed	Yes	Confirmed	Yes	Confirmed	Yes	Confirmed	Yes	Confirmed	
All costs are good thru full project duration	Inc	Confirmed	Inc	Confirmed	Yes	Confirmed	Yes	Confirmed	Yes	Confirmed	Yes	Confirmed	Yes	Confirmed	Yes	Confirmed	Yes	Confirmed	
Background Checks	Inc	Inc	Inc	Inc	Inc	Inc	Inc	Inc	Inc	Inc	Inc	Inc	Inc	Inc	Inc	Inc	Inc	Inc	
Meet Havemann insurance requirements	Inc	Inc	Inc	Inc	Inc	Inc	Inc	Inc	Inc	Inc	Inc	Inc	Inc	Inc	Inc	Inc	Inc	Inc	
Taxes	Excl	Excl	Excl	Excl	Excl	Excl	Excl	Excl	Excl	Excl	Excl	Excl	Excl	Excl	Excl	Excl	Excl	Excl	
Bond	LS	\$ 16,650.00	1.79%	\$ 34,475.00	0.88%	\$ 17,164.9	1.62%	\$ 33,067.25	LS	\$ 27,701.00	1.50%	\$ 30,961.95	2.00%	\$ 41,616.46	\$ 26,347.60	1.6%	\$ 26,258.04	Inc	
Total Bid	\$	1,939,176.00	\$	2,004,420.00	\$	2,013,087.00	\$	2,074,255.00	\$	2,079,683.00	\$	2,095,088.00	\$	2,117,288.00	\$	2,096,396.00	\$	1,776,794.00	

Metal Panels

Project: Bennington High School								
Bid Package: #6							Budget	\$ 1,048,838.00
Bid Date: 11/20/2025							Cost	\$ 980,640.00
							Variance	\$ (68,198.00)
Subcontractor / Supplier	Base Bid	10 Men	City Glass	Scott Enterprises				
		\$ 1,069,473.00	\$ 1,941,370.00	\$ 2,020,192.00				
Acknowledge Documents	Yes		Yes		Yes			
BP#6 Drawings	Inc		Inc		Inc			
BP#6 Specs	Inc		Inc		Inc			
Bid Addendum 001	Inc		Inc		Inc			
Bid Addendum 002	Inc		Inc		Inc			
Bid Addendum 003	Inc		Inc		Inc			
Bid Addendum 004	Inc		Inc		Inc			
Acknowledge and meet schedule	Yes		Yes					
Multiple crews	Inc	2 crews	Inc	2 available				
Multiple mobilizations	Inc		Inc					
Material Lead Time		6-8 weeks		6-8 weeks				
Main Building	Inc		Inc		In c			
Outbuildings	Excl		Excl		Excl			
Site-wide - Dugouts	Inc	\$ (15,566.00)	Excl		Excl			
Exterior metal panels								
Formed Metal Wall Panels - Anchors Aweigh	Inc	2,017sf	Inc	1,900sf		2,006sf		
Metal Composite Wall Panels - Peppercorn	Inc	21,413sf	Inc	21,413sf		25,178sf		
Metal Composite Wall Panels - Anchors Aweigh	Inc		Inc					
Interior bullnose detail (Ex. A11.3, with trim and insulation)	Excl		Excl		Excl			
Cladding Support System (furring and insulation)	Inc		Inc					
4" rigid and 7/8" hat channel where indicated	Inc							
Underlayments	Inc	Ice and Water Shield	Excl		Excl			
Insulation	Inc		Inc		Inc			
Insulation at precast locations	Excl		Excl		Excl			
Preformed EJ at metal panels	Excl		Excl		Excl			
Emseal	Excl		Inc	\$ (8,000.00)	Excl			
Sealants	Inc		Inc		Inc			
Drip Edge (5B/A9.23)	Inc		Inc		Inc			
Eyebrow System Complete	Inc		Inc		Inc			
Bent Plate	Excl	\$ 27,112.00	Inc		Inc			
Engineering	Inc		Inc		Inc			
Products per Specs	Inc		Inc		Inc			
Products by Approved Manuf.	Inc		Inc		Inc			
Warranties per Spec	Inc		Inc		Inc			
All costs are good thru full project duration	Inc		Inc		Inc			
Background Checks	Inc		Inc		Inc			
Meet Hausmann insurance requirements	Inc		Inc		Inc			
Taxes	Excl		Excl		Excl			
VE Alternate - Formed Metal Wall Panels		\$ (111,212.00)		\$ (133,878.00)				
Bond		\$ 10,833.00		\$ 38,828.00	0.86%	\$ 17,373.65		
Total Bid		\$ 980,640.00		\$ 1,838,320.00		\$ 2,037,565.65		

Masonry

Project: Bennington High School								Budget	\$	1,961,431.00	
Bid Package: #6								Cost	\$	2,376,350.00	
Bid Date: 11/20/2025								Variance	\$	414,919.00	
Subcontractor / Supplier	CHESTER ANDERSON	THC	Jeff MacTaggart	SEEDORF	RT MASONRY						
Base Bid	\$	2,363,500.00	\$	2,377,840.00	\$	2,379,400.00	\$	2,504,409.00	\$	2,926,000.00	
Acknowledge Documents	Yes		Yes		Yes		Yes		Yes		
BP#6 Drawings	Inc		Inc		Inc		Inc		Inc		
BP#6 Specs	Inc		Inc		Inc		Inc		Inc		
Addendum 001	Inc		Inc		Inc		Inc		Inc		
Addendum 002	Inc		Inc		Inc		Inc		Inc		
Addendum 003	Inc		Inc		Inc		Inc		Inc		
Addendum 004	Inc		Inc		Inc		Inc		Inc		
Acknowledge and meet schedule	Yes		Yes		Yes						
Durations given		take 5-7 off east elevation			250 days		180 days				
Multiple Mobs	Inc		Inc		Inc		Inc		Inc		
Masons		16 masons		17 masons		14 (winter) and 23 (summer)					
Main Building	Inc		Inc		Inc		Inc		Inc		
Outbuildings	Inc		Inc		Inc		Inc		Inc		
CMU	Inc		Inc		Inc		Inc		Inc		
Brick	Inc		Inc		Inc		Inc		Inc		
Cast Stone / Arch. Concrete	Inc		Inc		Inc		Inc		Inc		
Detail 5E/A9.10	Inc		Inc								
Split face (SFCMU)	Inc		Inc		Inc		Inc		Inc		
Burnished (GFCMU)	Inc		Inc		Inc		Inc		Inc		
Detail 5C/S4.1 (Auditorium Door)	Inc		Inc				Excl				
Bullnose where shown	Inc		Inc		Inc						
Flashing and accessories	Inc		Inc		Inc		Inc		Excl		
Stainless Steel Drip Edge	Inc		Inc		Inc		Inc		Excl		
Embed Flashing Cast Stone Veneer (5A/A9.22)	Inc		Inc		Inc		Inc				
Rigid insulation behind masonry and cast stone - supply & install	Inc		Inc		Inc		Inc		Excl		
Rigid insulation, grouting, and flashing at 4" precast veneer panels	Excl	\$ 12,850.00	Inc		Inc						
Install all reinforcing at masonry	Inc		Inc		Inc		Inc				
Install HM frames at CMU/brick locations	Inc		Inc		Inc		Inc		Excl		
Grout HM frames at masonry	Inc		Inc		Inc		Inc		Excl		
Install loose lintels	Inc		Inc		Inc		Inc				
Grout											
Cast stone veneer 5A/A9.22; 5E/A15.20	Inc		Inc		Inc		Inc		Inc		
Areas F/G/H Brick Cavity 1A/A9.23	Inc		Inc		Inc		Inc		Inc		
3E/3F/4E/4F/A11.43	Inc		Inc		Inc		Inc		Inc		
Outbuildings - HM Frames/Cast Stone Veneer/CMU	Inc		Inc		Inc		Inc		Inc		
Floor protection where slab is left exposed	Inc		Inc		Inc		Inc		Inc		
Colored mortar	Inc		Inc		Inc		Inc		Inc		
Cleaning/washing masonry	Inc		Inc		Inc		Inc		Inc		
Decorative Concrete masonry unit sealer	Inc		Inc		Inc				Inc		
Sealer for GFCMU	Inc		Inc		Inc		Inc	checking	Inc		
Firestopping, sealants, insulation	Excl		Excl		Excl		Excl		Excl		
Mock Up	Inc		Inc		Inc		Inc		Inc		
Products per Specs	Inc		Inc		Inc		Inc		Inc		
Products by Approved Manuf.	Inc		Inc		Inc		Inc		Inc		
Warranties per Spec	Inc		Inc		Inc		Inc		Inc		
All costs are good thru full project duration	Inc		Inc		Inc		Inc		Inc		
Background Checks	Inc		Inc		Inc		Inc		Inc		
Taxes	Excl		Excl		Excl		Excl		Excl		
Insurance Requirements	Inc		Inc		Inc		Inc		Inc		
Bond	Inc		1.40%	\$ 33,289.76	\$ 24,600.00	\$ 38,472.00	2%	\$ 58,520.00			
Total Bid	\$	2,376,350.00	\$	2,411,129.76	\$	2,404,000.00	\$	2,542,881.00	\$	2,984,520.00	

Aluminum & Glazing

Project: Bennington High School					
Bid Package: #6				Budget \$ 1,801,492.00	
Bid Date: 11/20/2025				Cost \$ 1,572,796.00	
				Variance \$ (228,696.00)	
Subcontractor / Supplier	Midwest Glass and Glazing	City Glass			
Base Bid	\$ 1,427,727.00	\$ 2,596,127.00			
Acknowledge Documents	Yes		Yes		
BP#6 Drawings	Inc		Inc		
BP#6 Specs	Inc		Inc		
Bid Addendum 001	Inc		Inc		
Bid Addendum 002	Inc		Inc		
Bid Addendum 003	Inc		Inc		
Bid Addendum 004	Inc		Inc		
Acknowledge and meet schedule	Yes		reviewing schedule		
Multiple crews	Inc	2 aluminum crews	Inc	3 aluminum crews	
Multiple mobilizations	Inc	12 field guys	Inc	50 field guys	
Main Building	Inc		Inc		
Outbuildings	Inc		Inc		
Aluminum framed entrances and storefronts	Inc	Tubelite	Inc	EFCO	
flashings	Inc		Inc		
calcs	Inc		Inc		
accessories - weather stripping, sweeps, thresholds, rails (supply and install)	Inc		Inc		
Door Hardware installation	Inc		Inc		
Stip receivers w/ batt insulation	Inc	No insulation	Inc	No insulation	
Aluminum sliding windows	Inc		Inc		
Metals					
Trim and flashings	Inc	796 pieces	Inc		
break metal	Inc		Inc		
prefinished extruded aluminum sill	Inc		Inc		
prefinished extruded aluminum jamb	Inc		Inc		
extruded aluminum extension lip	Inc		Inc		
Curtainwall assemblies	Excl		Excl		
Delegated design and engineering					
Glazing					
Fire-rated glass	Inc		Inc		
180 min	Inc		Inc		
D101 and D138	Excl	\$ 798.00	Inc		
Glass for HM frames	Inc		Inc		
Glass for all doors	Inc		Inc		
Film for glazing (SF-24)	Excl	\$ 4,000.00	Inc		
Glass for WD doors	Inc	\$ (17,441.00)	Inc	\$ (22,996.00)	
Wind impact resistant window	Inc		Inc		
Automatic Door Operators	Excl	\$ 46,877.00	Inc		
Auto-door operator accessories, pedestals, push buttons, etc.		NABCO	Inc	No wiring	
Display cases	Excl	\$ 1,300.00	Inc		
Sealants - interior/exterior	Inc		Inc		
backer rod	Inc		Inc		
Mirrors - make up room only	Inc		Excl	\$ 3,292.00	
Sunshades	Excl	Separate pricing	Inc	\$ (772,920.00)	
Products per Specs	Inc		Inc		
Products by Approved Manuf.	Inc		Inc		
All field quality control tests per specs	Inc		Inc		
Warranties per Spec	Inc		Inc		
All costs are good thru full project duration	Inc		Inc		
Background Checks	Inc		Inc		
Meet Hausmann insurance requirements	Inc		Inc		
Taxes	Excl		Excl		
Scope overlap with MP and Sunshade				\$ (230,707.00)	
Additional Supervision		\$ 40,000.00			
Bond	2.4%	\$ 36,078.26			
Total Bid		\$ 1,539,339.26		\$ 1,572,796.00	

Sunshades

Project: Bennington High School								
Bid Package: #6							Budget \$ -	
Bid Date: 11/20/2025							Cost \$ 729,950.00	
							Variance \$ 729,950.00	
Subcontractor / Supplier	City Glass		10 Men		Midwest Glass and Glazing			
Base Bid	\$ 772,920.00		\$ 751,031.00		\$ 1,034,000.00			
Acknowledge Documents	Yes		Yes		Yes			
BP#6 Drawings	Inc		Inc		Inc			
BP#6 Specs	Inc		Inc		Inc			
Addendum 001	Inc		Inc		Inc			
Addendum 002	Inc		Inc		Inc			
Addendum 003	Inc		Inc		Inc			
Addendum 004	Inc		Inc		Inc			
Acknowledge and meet schedule	Yes		Yes		Yes			
Multiple crews		1 crew		1 crew		1 crew		
Multiple mobilizations	Inc		Inc		Inc			
Main Building	Inc		Inc		Inc			
Outbuilding	Excl		Excl		Excl			
Site-wide	Excl		Excl		Excl			
Sunshades	Inc		Inc		Inc			
2"x6" frame in lieu of tapered to 2"x4"	Inc		Inc					
All brackets and anchorage	Inc		Inc		Inc			
Trapezoid	Inc		Inc		Inc			
Rectangular	Inc		Inc		Inc			
Thermal Insualtion at 'A' tabs	Inc		Excl	\$ 4,800.00	Excl			
Products per Specs	Inc		Inc		Inc			
Products by Approved Manuf.	Inc	American Metals	Inc	Industial Louvers	Inc			
All field quality control tests per specs	Inc		Inc		Inc			
Warranties per Spec	Inc		Inc		Inc			
All costs are good thru full project duration	Inc		Inc		Inc			
Background Checks	Inc		Inc		Inc			
Meet Hausmann insurance requirements	Inc		Inc		Inc			
Taxes	Excl		Excl		Excl			
Combined savings with Glazing and Sunshades scope overlap		\$ (42,970.00)						
Bond				\$ 8,910.00	2.4%	\$ 24,816.00		
Total Bid	\$	729,950.00	\$	764,741.00	\$	1,058,816.00		

Tubular Daylighting Devices

Project: Bennington High School												
Bid Package: #6									Budget \$ 193,491.00			
Bid Date: 11/20/2025												
									Cost \$ 195,647.00			
									Variance \$ 2,156.00			
Subcontractor / Supplier	SGH			10 Men		JR Roofing		City Glass				
Base Bid	\$	192,421.00		\$	263,156.00		\$	276,874.00		\$	344,531.00	
Acknowledge Documents	Yes			Yes			Yes			Yes		
BP#6 Drawings	Inc			Inc			Inc			Inc		
BP#6 Specs	Inc			Inc			Inc			Inc		
Addendum 001	Inc			Inc			Inc			Inc		
Addendum 002	Inc			Inc			Inc			Inc		
Addendum 003	Inc			Inc			Inc			Inc		
Addendum 004	Inc			Inc			Inc			Inc		
Acknowledge and meet schedule	Yes			yes	3 per day		yes			Yes		
Multiple crews		3 weeks installation			1 crew needed			10 days			4 weeks	
Multiple mobilizations		1 mob						1 mob			1 mob	
Main Building	Inc			Inc			Inc			Inc		
All skylights	Inc			Inc			Inc			Inc		
Daylighting dimmer	Inc			Inc			Inc			Inc		
Diffuser	Inc			Inc			Inc			Inc		
Switches	Inc			Inc			Inc			Inc		
Curbs and caps w/ insulation	Inc			Inc			Inc			Inc		
Wood blocking	Excl	Not needed		Excl			Excl			Excl	not needed	
Sealants and accessories	Inc			Inc			Inc			Inc		
Security bar	Inc			Inc			Inc			Inc		
Trim, flashing, break metal	Inc			Inc			Inc			Inc		
Testing per specs	Inc			Inc			Inc			Inc		
Shop Drawings	Inc			Inc			Inc					
Fabrication and Delivery Time		7 weeks from shops to delivery			6 weeks							
Equipment	Inc			Inc			Inc			Inc		
Hoisting	Inc			Inc			Inc			Inc		
Cutting holes in roof deck	Excl	\$ 3,226.00		Inc			Inc			Excl		
Products per Specs	Inc			Inc			Inc			Inc		
Products by Approved Manuf.	Inc			Inc			Inc			Inc		
Warranties per Spec	Inc			Inc			Inc			Inc		
All costs are good thru full project duration	Inc			Inc			Inc			Inc		
Background Checks	Inc			Inc			Inc			Inc		
Meet Hausmann insurance requirements	Inc			Inc			Inc			Inc		
Taxes	Excl			Excl			Excl			Excl		
Bond												
Total Bid	\$	195,647.00		\$	263,156.00		\$	276,874.00		\$	344,531.00	

Grouting

Project: Bennington High School			
Bid Package: #6			Budget \$ 465,000.00
Bid Date: 11/20/2025			
			Cost \$ 549,500.00
			Variance \$ 84,500.00
Subcontractor / Supplier	Braxter		
Base Bid	\$	549,500.00	
Acknowledge Documents	Yes		
BP#6 Drawings	Inc		
BP#6 Specs	Inc		
Addendum 001	Inc		
Addendum 002	Inc		
Addendum 003	Inc		
Addendum 004	Inc		
Acknowledge and meet schedule	Yes		
Main Building	Inc		
Outbuildings	Excl		
Site-wide	Excl		
Precast Panel to Panel Connections 1E/S4.1	Excl	By Others	
Grout full length of the panel	Inc		
Embed pockets at footer, corners	Inc		
Precast Panel to Footing Connections	Inc		
Precast Veneer Panels 4A/A4.1	Excl	By Others	
Precast embed pockets for all bearing points	Inc		
Joist - 1B/S4.1	Inc		
Double Tee	Inc		
Hollowcore	Inc		
Beams at CMU 4A/S4.4	Inc		
Prep for topping slab	Inc		
Cast stone veneer 5A/A9.22; 5E/A15.20	Excl	By Others	
Areas F/G/H Brick Cavity 1A/A9.23	Excl	By Others	
3E/3F/4E/4F/A11.43	Excl	By Others	
HM frames	Excl	By Others	
Steel base plates	Inc		
Outbuildings - HM Frames/Cast Stone Veneer/CMU	Excl	By Others	
Gym Equipment Sleeves 1E/A2.5	Excl	By Others	
Recessed Walk-in detail FS401-SC	Excl	By Others	
Products per Specs	Inc		
Products by Approved Manuf.	Inc		
Warranties per Spec	Inc		
Multiple mobilizations	Inc		
All costs are good thru full project duration	Inc		
Background Checks			
Taxes	Excl		
Bond			
Total Bid	\$	549,500.00	

Door, Frame, Hardware Supply

Project: Bennington High School							
Bid Package: #6						Budget \$ 1,096,975.00	
Bid Date: 11/20/2025						Cost \$ 1,355,599.00	
						Variance \$ 258,624.00	
Subcontractor / Supplier	Metal Doors & Hardware			CBS Door & Hardware		Doors, Inc.	
Base Bid	\$	1,129,673.00	\$	1,429,909.00	\$	1,782,071.00	
Acknowledge Documents	Yes		Yes		Yes		
BP#6 Drawings	Inc		Inc		Inc		
BP#6 Specs	Inc		Inc		Inc		
Bid Addendum 001	Inc		Inc		Inc		
Bid Addendum 002	Inc		Inc		Inc		
Bid Addendum 003	Inc		Inc		Inc		
Bid Addendum 004	Inc		Inc		Inc		
Acknowledge and meet schedule	Yes		Yes		Yes		
HM Frames	Inc	448 frames	Inc	422 frames	Inc	417 frames	
Punch and Dimple	Inc						
Bondo HM frames where dimpled		\$ 35,376.00		\$ 35,376.00		\$ 35,376.00	
HM Doors	Inc	314 doors	Inc	316 doors	Inc	311 doors	
HM Borrowed lites	Inc	40 lites	Inc	30 lites	Inc	31 lites	
WD Doors	Inc	166 doors. VT Industries.	Inc	166 doors	Inc	165 doors	
Fire ratings per CDs	Inc						
All HDWR	Inc				Inc		
HDWR for alum. systems	Partial	Excl "by Door Supplier" as listed in Spec. Colored HDWR as spec'd.	Add	\$ 107,868.00	Inc		
Spec 08 25 50 Packed Steel Doors Assembly	Inc		Inc		Inc		
Total Door System - Supply	Inc		Inc		Inc		
Total Door System - Hardware	Inc	\$ 190,550.00	Inc		Inc		
Total Door System - Install	Inc		Inc		Inc		
Glass for WD doors	Inc		Add	\$ 20,695.00	Excl	\$ 20,695.00	
Glass for HM frames	Excl		Excl		Excl		
Main Building	Inc		Inc		Inc		
Outbuildings	Inc		Inc		Inc		
Material for PEMB	Add	See Alternate #4.	Inc	\$ (2,031.20)	Inc	Breakout	
Auto-door operating systems - Supply	Add	See bid for Alternate	Excl		Inc	\$ (45,425.00)	
Auto-door operating systems - Install			Excl				
Trimless door frames	Inc		Inc		Inc	Breakout	
Stainless Steel frames (08 11 13)	Inc	(2) windows at kitchen area.					
HM Radius Trim	Inc						
Delivery	Inc		Inc		Inc		
Construction cores	Excl		Inc	\$ (1,890.00)	Excl		
Products per Specs	Inc		Yes		Inc		
Products by Approved Manuf.	Inc		Yes		Inc		
Lead Times:							
HM frames		6-8 wks		6 wks, 8 wks for specialty		8 wks	
HM doors		8 wks		12-14 wk		8 wks	
WD doors		6-8 wks		16-20 wk		8 wks	
HDWR		4-8 wks		8 wk		6-8 wks	
Packaged Steel Door		10-16 wks					
Multiple deliveries	Inc						
Warranties per Spec	Inc						
All costs are good thru full project duration	Yes	Confirmed	Yes		Yes	Bid good thru Jan. 2026	
Background Checks	Inc						
Taxes	Excl		Excl		Excl		
Alternate #4	Excl				Inc	\$ (2,202.00)	
Bond	N/A		N/A		N/A		
Total Bid		\$ 1,355,599.00		\$ 1,589,926.80		\$ 1,790,515.00	

Fire Suppression

Project: Bennington High School												
Bid Package: #6											Budget \$ 787,453.00	
Bid Date: 11/20/2025											Cost \$ 718,380.00	
											Variance \$ (69,073.00)	
Subcontractor / Supplier	MAHONEY		MIDWEST		SUMMIT FIRE		BIG RED		AHERN		TITANIUM	
Base Bid	\$ 711,400.00		\$ 861,880.00		\$ 889,800.00		\$ 933,700.00		\$ 968,331.00		\$ 997,940.00	
Acknowledge Documents	Yes		Yes		Yes		Yes		Yes		Yes	
BP#6 Drawings	Inc		Inc		Inc		Inc		Inc		Inc	
BP#6 Specs	Inc		Inc		Inc		Inc		Inc		Inc	
Addendum 001	Inc		Inc		Inc		Inc		Inc		Inc	
Addendum 002	Inc		Inc		Inc		Inc		Inc		Inc	
Addendum 003	Inc		Inc		Inc		Inc		Inc		Inc	
Addendum 004	Inc		Inc		Inc		Inc		Inc		Inc	
Acknowledge and meet schedule	Inc	6-7 guys (2 crews)	Inc									
Main Building, Outbuildings, Site-Wide	Inc	Outbuildings Excl		Outbuildings Excl		Outbuildings Excl		Outbuildings Excl		Outbuildings Excl		Outbuildings Excl
Products per Specs	Inc		Inc		Inc		Inc		Inc		Inc	
Products by Approved Manuf.	Inc		Inc		Inc		Inc		Inc		Inc	
Delegated design and stamped drawings	Inc	3-4 weeks drawings	Inc		Inc		Inc		Inc		Inc	
Design accomodates future expansion	Inc		Inc		Inc		Inc		Inc		Inc	
BIM coordination	Inc		Inc		Inc		Inc	\$ 11,000.00	Inc		Inc	
Core drilling at precast, slabs, etc.	Inc		Inc		Excl		Excl				Excl	
Supports, hangers, etc.	Inc		Inc		Inc		Inc		Inc		Inc	
Equipment, backflows, controls	Inc		Inc		Inc		Inc		Inc		Inc	
Double check backflow preventer	Inc		Inc		Inc		Inc		Inc		Inc	
Schedule 10 & 40 black pipe	Inc		Inc		Inc		Inc		Inc		Inc	
CPVC	Inc	used in non-exposed areas	Inc		Inc		Inc		Inc		Inc	
Five Zones and Horizontal Standpipe System	Inc		Inc		Inc		Inc		Inc		Inc	
Metraflex Fire Loop	Inc		Inc		Inc		Inc		Inc		Inc	
FDC	Inc		Inc		Inc		Inc		Inc		Inc	
White pendants in ceilings	Inc		Inc		Inc		Inc		Inc		Inc	
Custom color sprinklers (Achors Aweigh)	Inc		Inc		Inc		Inc		Inc		Inc	
Brozne pendants where exposed	Inc		Inc		Inc		Inc		Inc		Inc	
Black where shown (Between F/G - G/H, Auditorium)	Inc		Inc		Inc		Inc		Inc		Inc	
Hose valves at theatre curtains	Inc		Inc		Inc		Inc		Inc		Inc	
Sprinklers in canopies or overhangs	Excl		Excl		Excl		Excl		Excl		Excl	
Dry type sprinkler heads in Generator	Inc		Inc		Inc		Inc		Inc		Inc	
Equipment for Clouds in Auditorium	Inc		Inc		Inc		Inc		Inc		Inc	
Fire Pump	Excl		Excl		Excl		Excl		Excl		Excl	
Tamper and flow switches	Inc		Inc		Inc		Inc		Inc		Excl	
Access doors	Excl		Excl		Excl		Excl		Excl		Inc	
Flow Tests	Inc		Inc		Inc		Inc		Inc		Excl	
Fire hose valve cabinet	Inc		Inc		Inc		Inc		Inc		Inc	
Splash blocks (5E/FP0.1)	Inc		Excl		Excl		Excl		Excl		Inc	
Attic stock	Inc		Inc		Inc		Inc		Inc		Excl	
Warranties per Spec	Inc		Inc		Inc		Inc		Inc		Inc	
As-builts and Closeouts	Inc		Inc		Inc		Inc		Inc		Inc	
All costs are good thru full project duration	Inc		Inc		Inc		Inc		Inc		Inc	
Background Checks	Inc		Inc		Inc		Inc		Inc		Inc	
Taxes	Excl		Excl		Excl		Excl		Excl		Excl	
Bond		\$ 6,980.00		\$ 7,520.00		\$ 13,349.00	2%	\$ 18,894.00	1%	\$ 9,683.31		\$ 15,000.00
Total Bid		\$ 718,380.00		\$ 869,400.00		\$ 903,149.00		\$ 963,594.00		\$ 978,014.31		\$ 1,012,940.00

Geofoam

Project: Bennington High School

Bid Package: #6

Bid Date: 11/20/2025

Budget \$ 264,600.00

Cost \$ 262,200.00

Variance \$ (2,400.00)

Subcontractor / Supplier	Hausmann							
Base Bid	\$	262,200.00						
Acknowledge Documents	Yes							
BP#6 Drawings	Inc							
BP#6 Specs	Inc							
Addendum 001	Inc							
Addendum 002	Inc							
Addendum 003	Inc							
Addendum 004	Inc							
Acknowledge and meet schedule	Inc							
Auditorium	Inc							
Delegated design and shop drawings	Inc							
Supply	Inc							
Installation	Inc							
Adhesives, gripper plates, accessories	Inc							
Products per Specs	Inc							
Products by Approved Manuf.	Inc							
Warranties per Spec	Inc							
All costs are good thru full project duration	Inc							
Background Checks	Inc							
Meet Hausmann insurance requirements	Inc							
Taxes	Excl							
Bond	N/A							
Total Bid	\$	262,200.00						

Rough Carpentry

Project: Bennington High School		Budget	\$ 814,333.00
Bid Package: #6		Cost	\$ 810,000.00
Bid Date: 11/20/2025		Variance	\$ (4,333.00)
Subcontractor / Supplier	Hausmann		
Base Bid	\$ 810,000.00		
Acknowledge Documents	Yes		
BP#6 Drawings	Inc		
BP#6 Specs	Inc		
Bid Addendum 001	Inc		
Bid Addendum 002	Inc		
Bid Addendum 003	Inc		
Bid Addendum 004	Inc		
Acknowledge and meet schedule	Yes		
Multiple crews	Yes		
Multiple mobilizations	Yes		
Main Building	Inc		
Outbuildings	Inc		
Site-wide	Inc		
Supply	Inc		
Installation	Inc		
Wood and Metal backing/blocking for:			
Toilet and bath accessories	Inc		
Grab bars	Inc		
Railings	Inc		
Finishes, fixtures, equipment	Inc		
Wood trim	Inc		
Casework, millwork, shelving	Inc		
Windows and doors where required	Inc		
Door hardware	Inc		
Display cases	Inc		
Markerboards	Inc		
Wall paneling	Inc		
Roof penetrations and curbs	Inc		
Other	Inc	All in-wall blocking	
Build structures for benches, seating, desks, etc.	Inc		
Parapets - Metal Framed, Masonry, Precast, All Types	Inc		
Wood blocking	Inc		
Rigid insulation	Inc	Outside of framed areas	
Sheathing	Inc	Wood sheathing	
Products per Specs	Yes		
Products by Approved Manuf.	Yes		
Warranties per Spec	Inc		
All costs are good thru full project duration	Yes		
Background Checks	Inc		
Meet Hausmann insurance requirements	Yes		
Taxes	Excl		
Bond	N/A		
Total Bid	\$	810,000.00	

Temporary Construction

Project: Bennington High School					
Bid Package: #6				Budget \$ 928,479.00	
Bid Date: 11/20/2025				Cost \$ 979,000.00	
				Variance \$ 50,521.00	
Subcontractor / Supplier	Hausmann				
Base Bid	\$ 979,000.00				
Acknowledge Documents	Yes				
BP#6 Drawings	Inc				
BP#6 Specs	Inc				
Addendum 001	Inc				
Addendum 002	Inc				
Addendum 003	Inc				
Addendum 004	Inc				
Acknowledge and meet schedule	Yes				
Multiple crews	Inc				
Multiple mobilizations	Inc				
Main Building	Inc				
Outbuildings	Inc				
Site-wide	Inc				
Temporary Items:	Inc				
Stud walls	Inc				
Poly walls	Inc				
Doors	Inc				
Windows	Inc				
Other enclosures	Inc				
Flooring and flooring protection	Inc				
Railings, guardrails, toe boards	Inc				
Dance floor scaffolding system	Inc				
Construction cleaning	Inc				
Warranties per Spec	N/A				
All costs are good thru full project duration	Yes				
Background Checks	Inc				
Meet Hausmann insurance requirements	Yes				
Taxes	Excl				
Bond	N/A				
Total Bid	\$ 979,000.00				

Food Service Equipment

Project: Bennington High School							
Bid Package: #6						Budget	\$ 1,364,054.00
Bid Date: 11/20/2025						Cost	\$ 1,200,916.00
						Variance	\$ (163,138.00)
Subcontractor / Supplier	Base Bid	Singer	Midwest RS	Butler			
		\$ 1,192,923.00	\$ 1,199,865.00	\$ 1,637,495.00			
Acknowledge Documents	Yes		Not Scoped.	Yes			
BP#6 Drawings	Inc		No response from bidder.	Inc			
BP#6 Specs	Inc			Inc			
Addendum 001	Inc			Inc			
Addendum 002	Inc			Inc			
Addendum 003	Inc			Inc			
Addendum 004	Inc			Inc			
Acknowledge and meet schedule	Yes	8-10 weeks custom fab		Yes			
Multiple crews	Inc	2 weeks full install (everything)		Inc			
Multiple mobilizations	Inc			Inc			
Main Building	Inc			Inc			
Outbuildings	Excl	Outbuilding breakout and alternate breakout		Excl			
All FS equipment	Inc			Inc			
MEPF connections	Excl	drain lines for walk-ins; refrigeration		Excl			
BIM coordination	Inc			Inc			
Ansul system	Excl			Excl			
Refrigerator and Freezer systems	Inc			Inc			
Heat trace for condensate lines	Inc			Inc			
Wood nailer at decompressed slab	Inc						
Light Fixtures	Inc						
Stainless Steel wall protection	Inc			Inc			
Shelving, carts, trays	Inc			Inc			
Stainless Steel countertops at outbuildings	Inc			Inc			
Hoods and Ceiling Enclosures	Excl			Excl			
Corner Guards	Excl	will include		Excl			
Structural Support	Excl	Will include		Excl			
Firestopping	Inc	All penetrations		Inc			
Field measurements	Inc			Inc			
Roof curbs and pipe ports	Inc			Inc			
Access panels	Excl			Excl			
Floor troughs	Inc			Inc			
All sealants	Inc			Inc			
Wheel stops for FS equipment	Inc			Inc			
Grouting at Walk-in (FS401-SC)	Excl	Can do		Excl			
Wood Block	Excl	Can do - will confirm all blocking and MEP rough-ins		Excl			
Startup	Inc			Inc			
Products per Specs	Inc			Inc			
Products by Approved Manuf.	Inc			Inc			
Warranties per Spec	Inc	all at substantial completion		Inc			
All costs are good thru full project duration	Inc			Inc			
Background Checks	Inc			Inc			
Meet Hausmann insurance requirements	Inc			Inc			
Taxes	Excl			Excl			
Add'l Manufacturer Discounts							
Bond	0.67%	\$ 7,993.00	1.00%	\$ 11,998.65	\$ 10,635.00		
Total Bid		\$ 1,200,916.00	\$ 1,211,863.65	\$ 1,648,130.00			

Laboratory Equipment

Project: Bennington High School						
Bid Package: #6					Budget	\$ 36,000.00
Bid Date: 11/20/2025					Cost	\$ 44,632.00
					Variance	\$ 8,632.00
Subcontractor / Supplier	Carrol Seating		Innovative Lab Systems			
Base Bid		\$ 40,132.00		\$ 49,415.00		
Acknowledge Documents	Yes		Yes			
BP#6 Drawings	Inc		Inc			
BP#6 Specs	Inc		Inc			
Addendum 001	Inc		Inc			
Addendum 002	Inc		Inc			
Addendum 003	Inc		Inc			
Addendum 004	Inc		Inc			
Acknowledge and meet schedule	Yes		Yes			
Multiple mobilizations			Inc			
Main Building	Inc		Inc			
Outbuildings	Excl		Excl			
Water distillers complete	Inc		Inc			
Install (Hook ups by Others)	Add	see below.	Inc			
Fume hoods complete						
Install (Hook ups by Others)	Add	\$ 4,500.00	Inc			
Sink cut outs	Inc		Inc			
Countertops	Inc		Inc			
Base cabinets	Inc		Inc			
Ceiling Enclosures	Inc		Inc			
Products per Specs	Inc		Inc			
Products by Approved Manuf.	Inc		Inc			
Warranties per Spec	Inc		Inc			
All costs are good thru full project duration	Inc		Inc			
Background Checks	Inc		Inc			
Meet Hausmann insurance requirements	Inc		Inc			
Taxes	Excl		Excl			
Bond						
Total Bid		\$ 44,632.00		\$ 49,415.00		

Flagpoles

Project: Bennington High School						
Bid Package: #6					Budget	\$ 19,400.00
Bid Date: 11/20/2025						
					Cost	\$ 31,110.00
					Variance	\$ 11,710.00
Subcontractor / Supplier	Homestore Direct		Durable Flags			
Base Bid	\$ 14,762.82		\$ 28,190.00			
	Incomplete Scope					
Acknowledge Documents	Yes		Yes			
BP#6 Drawings	Inc		Inc			
BP#6 Specs	Inc		Inc			
Addendum 001	Inc		Inc			
Addendum 002	Inc		Inc			
Addendum 003	Inc		Inc			
Addendum 004	Inc		Inc			
Adjust bid from (4) 25' poles to (3) 25' and (1) 35' poles		\$ 1,634.62		\$ 2,920.00		
Flagpoles 25'	Inc	(3) each	Inc	(3) each		
Flagpoles 35'	Inc	(1) each	Inc	(1) each		
Products by Approved Manuf.	Inc	Pole-Tech (approved)	Inc	Concord (approved)		
Products per Specs	Inc		Inc			
Color	Inc	Bronze	Inc	Bronze		
Flags	Excl		Inc	4 each		
Fittings and Misc. Materials	Inc		Inc			
Engineered design	Excl		Excl			
Installation	Excl	No install offered.	Inc			
Excavation and backfill	Excl		Inc			
Concrete, sealants, coatings	Excl		Inc			
Warranties per Spec	Inc		Inc			
All costs are good thru full project duration		Good thru end of 2026		Good thru end of 2026		
Temp Storage	Inc		Inc	At Supplier's facility		
Background Checks			Inc			
Meet Hausmann insurance requirements	Inc		Inc			
Taxes	Excl		Excl			
Bond	N/A		N/A			
Total Bid		\$ 16,398.00		\$ 31,110.00		

Residential Appliances

Project: Bennington High School			
Bid Package: #6		Budget	\$ 25,000.00
Bid Date: 11/20/2025			
		Cost	\$ 21,706.00
		Variance	\$ (3,294.00)
Subcontractor / Supplier	Ferguson		
Base Bid	\$ 11,279.00		
Acknowledge Documents	Yes		
BP#6 Drawings	Inc		
BP#6 Specs	Inc		
Addendum 001	Inc		
Addendum 002	Inc		
Addendum 003	Inc		
Addendum 004	Inc		
Main Building	Inc		
Outbuildings	N/A		
2.2 Cooking Appliances	Inc		
A. Residential Electric Range (Oven)	5		
A. Residential Electric Range (Oven)	Add 1	\$ 1,599.00	
B. Residential Electric Cook Tops	Add 1	\$ 723.00	
C. Residential Electric Wall Single Oven	Add 1	\$ 1,812.00	
2.3 Cleaning Appliances	Inc		
A. Dishwasher	2	Whirlpool (approved manuf.)	
Range Cords	Partial Add 2	\$ 14.00	
Plumbing hoses	Inc		
Installation	Partial Add	\$ 460.00	
Final connections	Inc		
Startup and Test	Inc		
Remove all packaging from building	Inc		
Products per Spec			
Products by Approved Manuf.			
Finishes/Colors per Spec			
Warranties (2-yr Manuf from SC)	Add	\$ 2,641.00	
All costs are good thru full project duration	Add	\$ 3,178.00	
Background Checks	Inc		
Meet Hausmann insurance requirements	Inc		
Taxes	Excl		
Bond	N/A		
Total Bid		\$ 21,706.00	

2027 - BENNINGTON PUBLIC SCHOOLS - 2028

AUGUST 2027				
M	T	W	Th	F
2	3	4	5	6
9	10	11	12	13
16	17	18	19	20
23	24	25	26	27
30	31			

SEPTEMBER 2027				
M	T	W	Th	F
		1	2	3
6	7	8	9	10
13	14	15	16	17
20	21	22	23	24
27	28	29	30	

OCTOBER 2027				
M	T	W	Th	F
				1
4	5	6	7	8
11	12	13	14	15
18	19	20	21	22
25	26	27	28	29

NOVEMBER 2027				
M	T	W	Th	F
1	2	3	4	5
8	9	10	11	12
15	16	17	18	19
22	23	24	25	26
29	30			

DECEMBER 2027				
M	T	W	Th	F
		1	2	3
6	7	8	9	10
13	14	15	16	17
20	21	22	23	24
27	28	29	30	31

August 2027
 9-11.....Staff Inservice
 12.....First day of school/Early Staggered Dismissal

September 2027
 6.....Labor Day/No School
 8.....Early Staggered Dismissal/Inservice

October 2027
 1.....Inservice/No School
 6.....Early Staggered Dismissal/Inservice
 11 & 13.....Parent/Teacher Conferences/High School
 12 & 13.....Parent/Teacher Conferences/Elem. & Middle
 13.....End of First Quarter - 43 Days
 14.....Inservice/No School
 15.....No School

November 2027
 10.....Early Staggered Dismissal/Inservice
 24-26.....Thanksgiving Break

December 2027
 8.....Early Staggered Dismissal/Inservice
 22.....End of 1st Semester- 88 days
 Early Staggered Dismissal
 23-31.....Winter Break

January 2028
 3-4.....Winter Break
 5.....Teacher Inservice/No School
 6.....First day of Second Semester
 12.....Early Staggered Dismissal/Inservice
 17.....Martin L. King Day/No School

February 2028
 2.....Early Staggered Dismissal/Inservice
 14 & 16.....Parent/Teacher Conferences/High School
 15 & 16.....Parent/Teacher Conferences/Elem. & Middle
 17.....Staff inservice/No School
 18.....No School
 21.....No School/Presidents Day

March 2028
 1.....Early Staggered Dismissal/Inservice
 10.....End of Third Quarter - 42 Days
 Inservice/No School
 21.....Early Staggered Dismissal/Inservice
 27-31.....No School/ Spring Break

April 2028
 17.....No School
 18.....Early Staggered Dismissal/Inservice
 28.....Inservice/No School

May 2028
 10.....Early Staggered Dismissal/Inservice
 21.....Graduation
 24.....End of Second Semester - 88 Days
 Early Staggered Dismissal
 Teacher Year-End Check-Out Day
 29.....Memorial Day

Conferences	*Third Snow Day and additional will be made up May th & after.
No School In-Service	
No School	
Early Staggered Dismissal Elem: 11:40 Middle: 11:50 High: 12:00	

JANUARY 2028				
M	T	W	Th	F
3	4	5	6	7
10	11	12	13	14
17	18	19	20	21
24	25	26	27	28
31				

FEBRUARY 2028				
M	T	W	Th	F
	1	2	3	4
7	8	9	10	11
14	15	16	17	18
21	22	23	24	25
28	29			

MARCH 2028				
M	T	W	Th	F
		1	2	3
6	7	8	9	10
13	14	15	16	17
20	21	22	23	24
27	28	29	30	31

APRIL 2028				
M	T	W	Th	F
3	4	5	6	7
10	11	12	13	14
17	18	19	20	21
24	25	26	27	28

MAY 2028				
M	T	W	Th	F
1	2	3	4	5
8	9	10	11	12
15	16	17	18	19
22	23	24	25	26
29	30	31		

CREATED: 10/17/2025

School year August -May - 176 Student Days - 9 Teacher Inservice Days
 1 Contract day for P/T Conferences - 186 Total Contract Days - Summer School June - June

ESTIMATED GENERAL FUND CASH FLOW

2025-26

	Sept. '25	Oct. '25	Nov. '25	Dec. '25	Jan. '26	Feb. '26	Mar. '26	Apr. '26	May '26	June '26	July '26	Aug. '26
Revenue												
Property Tax	\$1,353,889	\$533,710	\$308,034	\$328,142	\$936,593	\$888,918	\$5,176,283	\$7,292,049	\$6,721,906	\$755,926	\$682,958	\$8,362,094
Interest	\$33,589	\$27,597	\$18,312	\$12,640	\$13,941	\$9,244	\$11,429	\$17,461	\$36,397	\$19,690	\$28,200	\$26,500
State Aid	\$1,406,966	\$1,408,874		\$2,812,028	\$1,406,966	\$1,406,966	\$1,406,966	\$1,406,966	\$1,406,966	\$1,406,966	\$0	\$0
Other	\$8,750	\$39,983	\$319,333	\$742,324	\$752,778	\$744,671	\$712,524	\$702,984	\$711,819	\$1,601,411	\$925,008	\$840,867
Loans	\$0	\$0	\$0	\$0	\$0	\$0	\$0	\$0	\$0	\$0	\$0	\$0
Total	\$2,803,195	\$2,010,165	\$645,679	\$3,895,134	\$3,110,278	\$3,049,798	\$7,307,202	\$9,419,459	\$8,877,088	\$3,783,993	\$1,636,166	\$9,229,461
Expenses												
Payroll	\$3,697,670	\$3,747,796	\$3,783,519	\$3,656,619	\$3,747,364	\$3,811,182	\$3,722,640	\$3,764,093	\$3,851,206	\$3,826,919	\$3,845,400	\$3,765,991
Other	\$416,229	\$707,205	\$573,941	\$686,346	\$748,885	\$740,958	\$721,413	\$709,397	\$815,284	\$801,304	\$949,335	\$2,365,204
Total	\$4,113,899	\$4,455,001	\$4,357,459	\$4,342,965	\$4,496,249	\$4,552,140	\$4,444,053	\$4,473,490	\$4,666,489	\$4,628,223	\$4,794,735	\$6,131,195
Balances												
Beg. Balance	\$13,438,603	\$12,127,899	\$9,683,063	\$5,971,282	\$5,523,451	\$4,137,479	\$2,635,137	\$5,498,285	\$10,444,255	\$14,654,854	\$13,810,623	\$10,652,055
Revenue	\$2,803,195	\$2,010,165	\$645,679	\$3,895,134	\$3,110,278	\$3,049,798	\$7,307,202	\$9,419,459	\$8,877,088	\$3,783,993	\$1,636,166	\$9,229,461
Expenditures	\$4,113,899	\$4,455,001	\$4,357,459	\$4,342,965	\$4,496,249	\$4,552,140	\$4,444,053	\$4,473,490	\$4,666,489	\$4,628,223	\$4,794,735	\$6,131,195
Ending Balance	\$12,127,899	\$9,683,063	\$5,971,282	\$5,523,451	\$4,137,479	\$2,635,137	\$5,498,285	\$10,444,255	\$14,654,854	\$13,810,623	\$10,652,055	\$13,750,320
Estimated Expenditures	\$55,455,899											

BPS Housing Count

2025-26

Subdivision	Available Lots	Occupied	Under Construct	Models	Open	Occupied 1 yr Diff.	Construct 1 yr Diff.	Birth-3	Pre-K	Elem. Enroll	MS Enroll	HS Enroll	Total Enroll	% Subdiv Filled	% Stud /Home	Complete Projection	Student Diff.
Fawn-Bruhn-Shannon Hills	147	147	0	0	0	0	0	0	0	18	11	12	41	100.00%	27.9%	41	0
Rural NW	58	58	0	0	0	0	0	0	0	8	2	3	13	100.00%	22.4%	13	0
Rural N	88	88	0	0	0	0	0	0	0	14	11	11	36	100.00%	40.9%	36	0
Rural SW	28	28	0	0	0	0	0	0	0	3	1	1	5	100.00%	17.9%	5	0
Rural SE	80	80	0	0	0	0	0	0	0	5	8	5	18	100.00%	22.5%	18	0
Washington County	137	137	0	0	0	0	0	0	0	15	5	9	29	100.00%	21.2%	29	0
Woodlands Crossing	59	59	0	0	0	0	0	0	0	11	8	14	33	100.00%	55.9%	33	0
Newport Hill	88	88	0	0	0	0	0	0	0	47	27	24	98	100.00%	111.4%	98	0
Shiloh Ranches	29	29	0	0	0	0	0	0	0	9	2	10	21	100.00%	72.4%	21	0
Meadow Ridge	324	324	0	0	0	0	0	0	0	89	42	52	183	100.00%	56.5%	183	0
Meadow Ridge Replat I	133	133	0	0	0	0	0	0	0	55	39	28	122	100.00%	91.7%	122	0
Shadowbrook II & III	241	241	0	0	0	0	0	0	0	121	62	62	245	100.00%	101.7%	245	0
Shadowbrook	124	124	0	0	0	0	0	0	0	53	21	33	107	100.00%	86.3%	107	0
Ridgemoor I	353	353	0	0	0	0	0	0	0	111	42	33	186	100.00%	52.7%	186	0
Wood Valley West II	95	95	0	0	0	0	0	0	0	25	11	7	43	100.00%	45.3%	43	0
Hanover Falls	353	353	0	0	0	0	0	0	0	109	51	61	221	100.00%	62.6%	221	0
Highland Hills WEST	228	228	0	0	0	0	0	0	0	61	32	14	107	100.00%	46.9%	107	0
Highland Hills EAST	271	271	0	0	0	0	0	0	0	109	55	41	205	100.00%	75.6%	205	0
Pine Creek	509	508	0	0	1	0	0	0	0	229	141	150	520	99.80%	102.4%	521	-1
Waterford	101	100	0	0	1	0	0	0	0	34	24	19	77	99.01%	77.0%	78	-1
Stratford Park	390	386	0	0	4	0	0	0	0	183	95	102	380	98.97%	98.4%	384	-4
Heritage	191	189	0	0	2	0	0	0	0	72	43	47	162	98.95%	85.7%	164	-2
Anchor Pointe	300	291	0	0	9	0	-1	0	0	164	57	33	254	97.00%	87.3%	262	-8
Bennington West	392	372	0	0	20	0	-1	0	0	72	35	59	166	94.90%	44.6%	175	-9
Bennington East	264	250	0	0	14	0	-1	0	0	46	29	25	100	94.70%	40.0%	106	-6
Newport Landing	266	239	6	0	21	-3	3	0	0	45	25	30	100	92.11%	41.8%	111	-11
Stone Creek	472	414	0	0	58	0	0	0	0	59	24	39	122	87.71%	29.5%	139	-17
Ridgewood	188	165	0	0	23	6	-2	0	0	58	43	43	144	87.77%	87.3%	164	-20
Summer Hill Farm	171	135	8	0	28	9	0	0	0	41	15	15	71	83.63%	52.6%	90	-19
Majestic Point (I & II)	438	333	17	4	84	35	8	0	0	115	46	44	205	80.82%	61.6%	270	-65
Pier 15	105	76	0	0	29	5	-4	0	0	9	1	4	14	72.38%	18.4%	19	-5
Lakeview 168	266	231	33	2	0	52	15	0	0	43	12	7	62	100.00%	26.8%	71	-9
Newport Vista	367	212	15	0	140	52	-10	0	0	71	26	22	119	61.85%	56.1%	206	-87
Chestnut Hills	106	84	0	0	22	59	-3	0	0	19	7	7	33	79.25%	39.3%	42	-9
Kempton Creek (I & II)	256	102	28	0	126	52	6	0	0	15	12	10	37	50.78%	36.3%	93	-56
Majestic 178	202	39	19	3	141	21	13	0	0	1	1	0	2	30.20%	5.1%	10	-8
Copper Creek	293	4	3	1	285	2	0	0	0	0	0	0	0	2.73%	0.0%	0	0
The Hill	537	27	34	4	472	27	15	0	0	6	3	2	11	12.10%	40.7%	219	-208
Stratford Park - West	236	1	12	2	221	1	12	0	0	0	0	0	0	6.36%	0.0%	0	0
Water's Edge	89	1	5	0	83	1	5	0	0	0	0	0	0	6.74%	0.0%	0	0

LARGE SCALE RENTAL UNITS

Westline Apartments	326	222	89	0	15	0	89	0	0	7	9	5	21	95.40%	9.5%	31	-10
Hanover Flats	205	200	0	0	5	13	0	0	0	10	2	5	17	97.56%	8.5%	17	0
Redwood Rentals	110	22	65	0	23	22	65	0	0	0	0	0	0	79.09%	0.0%	0	0

YET TO BE DEVELOPED

Water's Edge Apartments	170	0	0	0	170	0	0	0	0	0	0	0	0	0.00%		0	0
Morgan Ridge	369	0	0	0	369	0	0	0	0	0	0	0	0	0.00%		0	0
Evergreen	389	0	0	0	389	0	0	0	0	0	0	0	0	0.00%		0	0
Bennington Cottages	56	0	0	0	56	0	0	0	0	0	0	0	0	0.00%		0	0
Hagen Hills	89	0	0	0	89	0	0	0	0	0	0	0	0	0.00%		0	0
Praire Ridge	30	0	0	0	30	0	0	0	0	0	0	0	0	0.00%		0	0
Heritage Replat 6	37	0	0	0	37	0	0	0	0	0	0	0	0	0.00%		0	0
Hanover Center																	

Option & Hardship 4 16 38 58

Total Enrollments 0 0 2,166 1,096 1,126 4,388

LOT INFORMATION

Construction Lot Totals	8,975	6,995	180	16	1,784	319	55	Occupied Compared to Current Development		83.41%	45.6%	4,885	-555
Large Scale Rentals	641	444	154	0	43			Occupied Compared to Total Build Out		69.16%			
Development Lot Totals	1,140	0	0	0	1,140			Students Per Home Occupied		0.59			
TOTALS	10,756	7,439	334	16	2,967								

	Occupied	Under Construct	Open Lots	Occupied 1 yr Diff.	Construct 1 yr Diff.	
2025	6,995	180	2,967	319	55	*Adjusted up 64 Homes After Review before starting House Count
2024	6,612	125	3,289	189	-1	
2023	6,423	126	3,491	344	-52	
2022	6,079	178	3,825	356	-126	
2021	5,723	302	1,021	421	2	
2020	5,301	300	806	378	100	
2019	4,914	200	875	335	-70	
2018	4,579	270	1,151	318	55	
2017	4,149	215	908	400	4	
2016	3,445	211	1,026	276	60	
2015	3,169	151	1,125	185	38	
2014	2,984	113	1,160	167	9	
2013	2,391	104	1,305	139	38	
2012	2,256	66	1,480	103	-5	
2011	2,153	71	1,575	127	9	
2010	2,027	62	1,705	155	-25	
2009	1,872	87	1,693	280	-70	
2008	1,592	157	1,865	230	-13	
2007	1,362	170	2,028	205	11	
2006	1,156	159	2,140	269	-44	
2005	891	200	1,135	296	15	
Avg.	164	164	262	262		
5 Yr Avg	182	182	326	326		



Strategic Plan

2026-2031

How did we get here?

- **Surveys given to staff, parents and students**
- **Focus groups**
 - Staff (administration, certified, and classified)
 - Parents
 - Students
 - Community
 - Board of Education
- **Strategic planning day**
 - A large group of patrons representing all the groups listed above came together for a day to go through all the research and form the goals of the new strategic plan.

Goal 1

**Growth and
Community**

The District will proactively plan for future growth while striving to foster community pride.

Goal 2

**Academic
Excellence**

Every student will have access to effective instructional practices and expanded opportunities to achieve educational excellence for future success.

Goal 3

**Recruitment and
Retention**

The District will build a team of empowered, engaged, and highly skilled staff so that every student benefits from exemplary teaching and support.

The District will proactively plan for future growth while striving to foster community pride.

1.1 Unity between all schools and the community

1.2 Intentional vision planning

Every student will have access to effective instructional practices and expanded opportunities to achieve educational excellence for future success.

2.1 Supporting students (MTSS A and B)

2.2 Instructional framework

2.3 Enhancing career development pathways

The District will build a team of empowered, engaged, and highly skilled staff so that every student benefits from exemplary teaching and support.

3.1 Recruitment

3.2 Retention

3.3 Professional development

Next Steps

Winter 2026

Build Action Teams

- Each goal will have a lead that will build their action team to work on completing that goal.

Spring 2026

Create a Timeline

- Action teams will meet to determine the implementation schedule and the next steps for each goal.

Fall 2026

Launch Strategic Plan

- Present the goals and next steps plan to all staff in August.
- Share information about the plan with parents and community members through social media, the district website, and newsletters.

Ongoing

Provide Updates

- Leaders will provide reports to district administrators and the Board of Education periodically.

Goal 1

**Growth and
Community**

The District will proactively plan for future growth while striving to foster community pride.

Goal 2

**Academic
Excellence**

Every student will have access to effective instructional practices and expanded opportunities to achieve educational excellence for future success.


Goal 3

**Recruitment and
Retention**

The District will build a team of empowered, engaged, and highly skilled staff so that every student benefits from exemplary teaching and support.

Bennington Public Schools

Strategic Plan



2026 - 2031



Goal 1

GROWTH AND COMMUNITY

The District will proactively plan for future growth while striving to foster community pride.

- 1.1 Unity between all schools and the community
- 1.2 Intentional vision planning

Goal 2

ACADEMIC EXCELLENCE

Every student will have access to effective instructional practices and expanded opportunities to achieve educational excellence for future success.

- 2.1 Supporting students (MTSS A and B)
- 2.2 Instructional Framework
- 2.3 Enhancing career development and pathways

Goal 3

RECRUITMENT AND RETENTION

The District will build a team of empowered, engaged, and highly skilled staff so that every student benefits from exemplary teaching and support.

- 3.1 Recruitment
- 3.2 Retention
- 3.3 Professional Development

NEXT STEPS

- Determine which district administrator will be the lead of each goal.
- Each leader will recruit staff members to be a part of their action team group.
- Groups will meet to determine the implementation schedule and the next steps for each goal.
- Leaders will give reports to district administrators and the Board of Education periodically.