



AGENDA FOR BOARD OF EDUCATION REGULAR MEETING

Bartlesville Public Schools

Education Service Center - Board of Education Meeting Room, 1100 SW Jennings Ave,
Bartlesville, OK 74003

Monday, December 15, 2025 at 5:30 PM

- I. Call Meeting to Order
- II. Flag Salute
- III. Public Comment

The Board of Education invites public comment at this point in the regular meeting ONLY for items on tonight's agenda. Please sign up on the form provided prior to the meeting. Please Keep Comments to Five Minutes. Board members and administrative staff will not respond to questions from the public at the Board meeting. The Board will not be able to vote on matters brought forward by the public during participation time if such matters are not specific agenda items (Board Policy BDC).

- Bartlesville Education Association Representative
- Bartlesville Education Classified Personnel Organization Representative

- IV. Superintendent's Report
 - IV.A. Teaching & Learning Update
 - IV.B. Financial Update
 - IV.C. Upcoming Board of Education Meetings

- Special Meeting - Thursday, December 18, 2025; 8:30 a.m.
- Regular Meeting - Monday, January 19, 2025; 5:30 p.m.

- V. Consent Agenda

All the following items which concern reports and items of a routine nature normally approved at Board meetings will be approved by one vote unless any Board member desires to have a separate vote on any or all items. The Consent Agenda consists of discussion, consideration, and vote.

V.A. Approval of Minutes as set out on Attachment "A"

- November 17, 2025 (Special Meeting)
- November 17, 2025 (Regular Meeting)
- December 2, 2025 (Special Meeting)
- December 4, 2025 (Special Meeting)

V.B. Approval of Purchase Orders and Change Orders to date as set out on Attachment "B"

V.C. Acceptance of Financial Reports for November 2025 as set out on Attachment "C"

V.D. Approval of Personnel - Appointments, Resignations, Changes of Status - as set out on Attachment "D"

V.E. Acceptance of Donations/Interest Earnings as set out on Attachment "E"

V.F. Acceptance of Treasurer's Report as set out on Attachments "F"

V.G. Acceptance of Activity Fund Report as set out on Attachment "G"

V.H. Approval of Lease Purchase Items as set out on Attachment "H"

VI. Public Comment

The Board of Education invites public comment at this point in the regular meeting for items NOT on tonight's agenda. Please sign up on the form provided prior to the meeting. Please Keep Comments to Five Minutes. Board members and administrative staff will not respond to questions from the public at the Board meeting. The Board will not be able to vote on matters brought forward by the public during participation time if such matters are not specific agenda items (Board Policy BDC).

VII. Executive session to discuss the employment of a new Superintendent of Schools, pursuant to 25 O.S. § 307(B)(1)

VII.A. Vote to convene in executive session

VII.B. Vote to return to open session

VII.C. Statement of executive session minutes

VIII. New Business

Under this item, the Board can consider and vote on any business that could not have been foreseen or known about at the time the agenda was posted.

IX. Adjournment

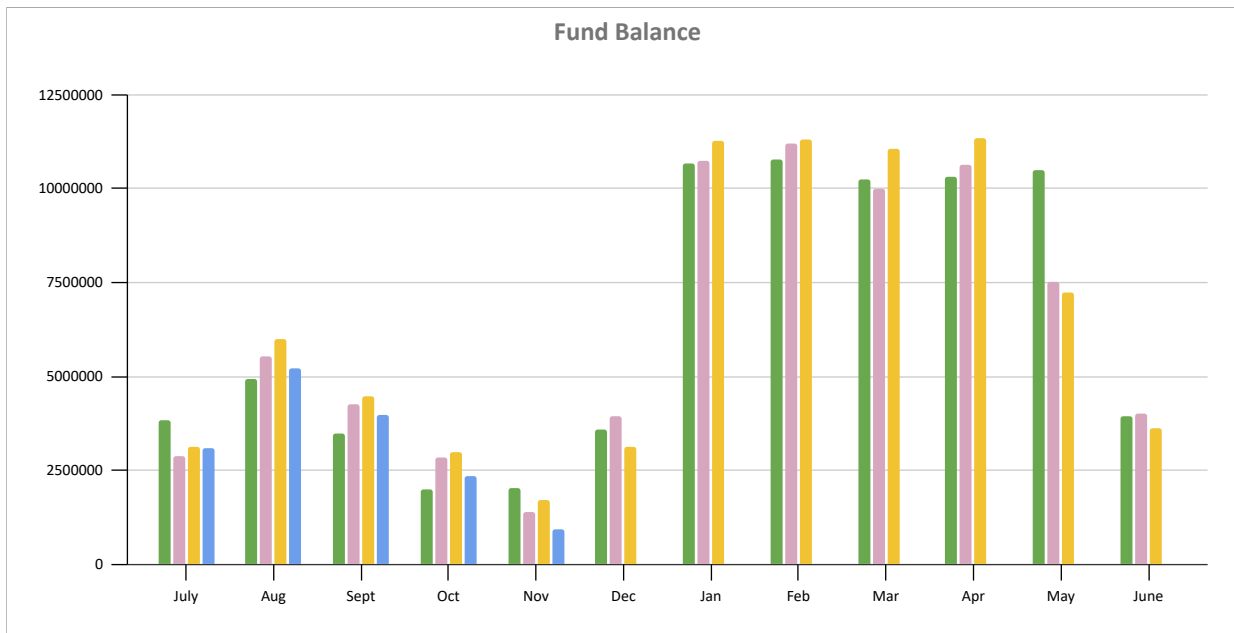
Posted at the front door of the Education Service Center, 1100 South Jennings Avenue, Bartlesville, Oklahoma, at 5:30 p.m., December 12, 2025, by Laci Harris, Minutes Clerk of the Board.

A handwritten signature in black ink that reads "Laci Harris". The signature is written in a cursive, flowing style.

Minutes Clerk of the Board

Bartlesville Public Schools
General Fund Cash Flow/Fund Balance Analysis
Fiscal Years 2023-2026

	July	Aug	Sept	Oct	Nov	Dec	Jan	Feb	Mar	Apr	May	June
FY 23	3,849,461	4,937,743	3,495,740	2,009,542	2,034,853	3,581,279	10,680,690	10,779,483	10,262,132	10,302,023	10,511,033	3,931,988
FY 24	2,870,004	5,541,192	4,276,609	2,838,027	1,377,252	3,961,327	10,752,812	11,197,027	9,987,169	10,624,299	7,524,869	4,012,343
FY 25	3,114,772	5,993,256	4,486,033	2,993,607	1,728,160	3,137,351	11,284,980	11,297,975	11,049,841	11,326,872	7,252,189	3,608,806
FY 26	3,108,625	5,203,689	3,988,446	2,347,041	921,789							
FY26-FY25	(6,147)	(789,567)	(497,587)	(646,566)	(806,371)							



Bartlesville Public Schools
General Fund Cash Flow/Fund Balance Analysis

	November	2025-26 Year to Date Total	2024-25 Year to Date Total	2023-24 Year to Date Total
Beginning balance	\$ 2,347,041	\$ 3,608,806	\$ 4,012,343	\$3,931,988
Local	96,936	821,261	564,298	735,261
County	18,637	130,091	158,010	179,322
State	3,397,771	13,588,340	13,279,625	12,760,687
Federal	9,181	931,524	1,816,782	1,852,987
Other sources	9,719	27,640	6,711	7,304
	<u>3,532,244</u>	<u>15,498,856</u>	<u>15,825,426</u>	<u>15,535,561</u>
Total cash available	5,879,285	19,107,662	19,837,769	19,467,549
<u>Requirements:</u>				
Salaries	3,218,416	10,838,824	10,597,751	10,247,641
Benefits	1,085,565	3,811,204	3,626,160	3,434,554
Professional services	146,600	524,412	582,271	404,680
Property services	307,740	1,579,958	1,533,239	1,450,392
Other purchased services	32,041	188,189	174,651	970,580
Supplies & materials	171,412	1,117,250	1,445,795	1,438,527
Property	(9,122)	32,988	50,606	30,737
Other uses	4,844	93,048	99,136	113,186
	<u>4,957,496</u>	<u>18,185,873</u>	<u>18,109,609</u>	<u>18,090,297</u>
Ending balance	<u>921,789</u>	<u>921,789</u>	<u>1,728,160</u>	<u>1,377,252</u>

**Bartlesville Public Schools
General Fund Revenue Detail**

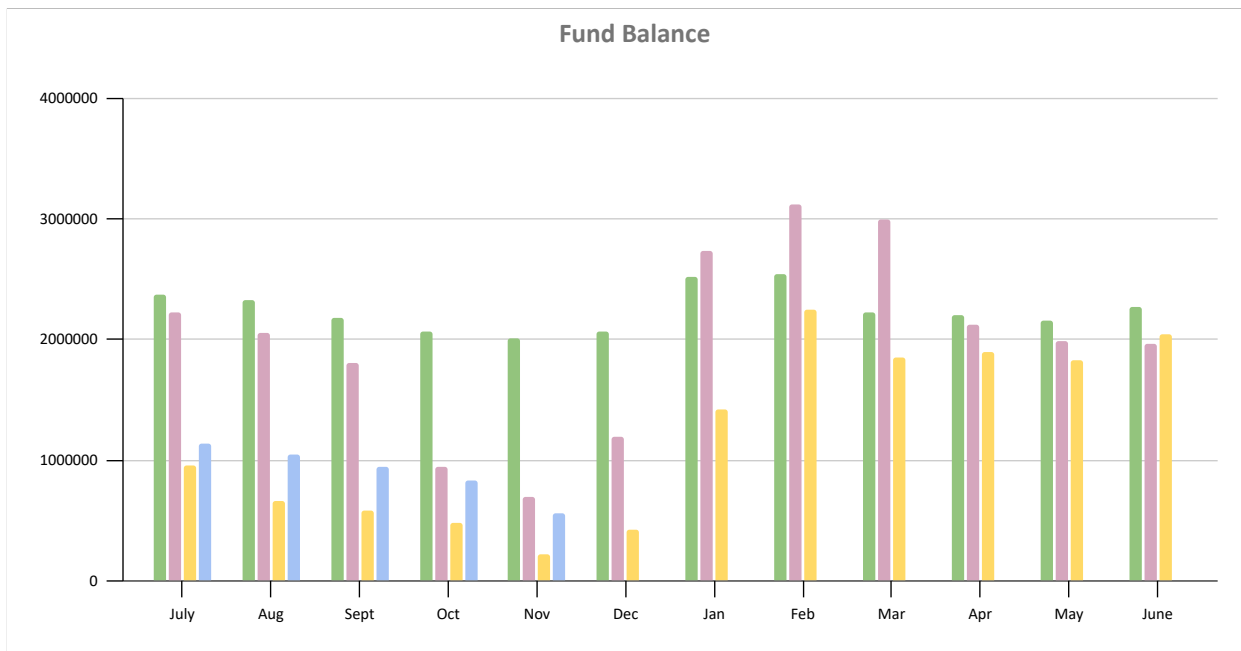
	July	August	Sept	Oct	Nov	Dec	Jan	Feb	March	April	May	June	2025-26 Total
1110 Ad valorem tax - current													-
1121-1122 Ad valorem tax - prior	73,921.84	50,534.24	89,943.86	14,408.67	10,189.72								238,998.33
1130 In lieu of tax	0.08												0.08
1140 TIF closeout			228,176.52										228,176.52
1190 Other taxes													-
1213-1214 Testing fees	666.25		701.25	681.25									2,048.75
1230-1290 Tuition													-
1310 Interest on investments	52,920.40	31,413.29	33,545.48	28,919.52	49,790.04								196,588.73
1351													-
1352 Interest on unapport. Tax	122.64	47.17	85.93	157.07	95.78								508.59
1353													-
1410 Rent				90.00	600.00								690.00
1440 Sale of equipment				1,500.00									1,500.00
1510 Insurance loss recoveries			16,779.57	1,000.00									17,779.57
1530 Damage recovery			75.00		112.50								187.50
1580 Activity trip reimb	9,466.32	7,391.25	611.24	3,042.10	3,641.33								24,152.24
1590 Miscellaneous reimb	976.00	5,648.90		5,226.00	14,384.32								26,235.22
1610 Donations	1,000.00	59,750.00	4,370.00		17,975.05								83,095.05
1680 Refunds		71.00											71.00
1690 Miscellaneous			1,014.78	67.41	146.82								1,229.01
2100 County-wide 4-mill	9,380.65	6,207.03	29,573.29	1,877.91	1,317.19								48,356.07
2200 Mortgage tax	11,399.68	14,514.63	22,408.76	16,092.07	17,320.06								81,735.20
2300 Resale Property													-
3110 Gross production tax	3,184.08	2,196.23	2,577.77	2,678.60	2,867.45								13,504.13
3120 Motor vehicle tax	59,992.81	246,432.22	231,118.54	245,648.60	233,219.25								1,016,411.42
3130 Rural electric tax	4,413.73	5,876.53	6,546.81	5,462.84	4,764.39								27,064.30
3140 State school land earnings	93,133.81	65,952.92	77,440.06	97,211.86	86,855.18								420,593.83
3150 Vehicle tax stamps	797.89	436.94	1,230.18	768.86	1,037.96								4,271.83
3160 Farm implement tax stamps			94.70	60.75	339.47								494.92
3210 Foundation aid		2,451,057.99	2,451,754.97	2,451,406.48	2,451,406.48								9,805,625.92
3250 FBA		459,231.25	459,231.24	459,231.25	459,231.24								1,836,924.98
3310 Alternative education													-
3412 NBCT Stipend													-
3414				1,749.00									1,749.00
3415 Reading Sufficiency					120,213.94								120,213.94
3420 State textbooks		35,908.72	35,908.72	35,908.71	35,908.72								143,634.87
3430 Education matching	3,311.38			1,847.66									5,159.04
3436		93,041.47											93,041.47
3437													-
3440 Drivers education			4,757.50										4,757.50
3470													-
3610			1,082.43										1,082.43
3620													-
3690 Other state					1,927.41								1,927.41
3811 Vocational programs			7,920.00										7,920.00
3812 Vocational programs			55,062.00										55,062.00
3892 Lottery Fund				28,901.28									28,901.28
4140 Title VII	125,903.90												125,903.90
4162 Flood Control				233.72									233.72
4210 Title I - Part A	240,195.39												240,195.39
4271 Title II	20,495.34												20,495.34
4281 Title III	290.10												290.10
4310 IDEA B - Special Education	196,695.03		2,239.80	152,076.79									351,011.62
4340 Preschool				7,100.94	7,100.94								14,201.88
4442 Title IV reimb		32,528.85											32,528.85
4470 Title VI	6,773.70												6,773.70
4550 Johnson-O'Malley		72,071.90											72,071.90
4611 Title II - Adult Education	35,249.42				2,079.95								37,329.37
4617 Rehab services													-
4689 Other federal													-
4740													-
4821 Carl Perkins				30,487.22									30,487.22
5150-5160 Activity trip reimb	876.43	2,929.03	1,912.34	12,203.10	9,718.61								27,639.51
6140 Estopped Warrants													-
	951,166.87	3,643,241.56	3,766,162.74	3,606,039.66	3,532,243.80	-	-	-	-	-	-	-	15,498,854.63

3,582,106.16 PY FB

19,080,960.79

Bartlesville Public Schools
Building Fund Cash Flow/Fund Balance Analysis
Fiscal Years 2023-2026

	July	Aug	Sept	Oct	Nov	Dec	Jan	Feb	Mar	Apr	May	June
FY 23	2,373,307	2,325,652	2,179,139	2,067,799	2,013,071	2,061,346	2,515,458	2,539,550	2,224,587	2,205,420	2,153,904	2,265,535
FY 24	2,224,183	2,052,836	1,807,955	947,532	692,259	1,192,603	2,737,169	3,118,725	2,998,442	2,125,142	1,991,800	1,960,216
FY 25	953,273	661,858	581,905	484,299	223,041	421,413	1,426,056	2,252,268	1,846,065	1,895,367	1,830,499	2,042,084
FY 26	1,133,076	1,046,523	940,322	836,900	559,218							
FY26-FY25	179,803	384,665	358,417	352,601	336,177							



Bartlesville Public Schools
Building Fund Cash Flow/Fund Balance Analysis

	November	2025-26 Year to Date Total	Prior Year Year to Date Total
	<u>\$</u>	<u>\$</u>	<u>\$</u>
Beginning balance	836,900	2,042,084	1,960,216
 <u>Revenue:</u>			
Local	1,455	86,792	58,826
State	48	225	99
Other sources	-	-	-
	<u>1,503</u>	<u>87,017</u>	<u>58,925</u>
 Total cash available	 838,403	 2,129,101	 2,019,141
 <u>Requirements:</u>			
Professional services		50,000	52,350
Property services	85,763	407,309	416,734
Other purchased services		819,391	900,771
Supplies & materials	3,397	24,249	21,671
Property	190,025	268,934	404,574
Other uses	-	-	-
	<u>279,185</u>	<u>1,569,883</u>	<u>1,796,100</u>
 Ending balance	 <u>559,218</u>	 <u>559,218</u>	 <u>223,041</u>

2025-2026 Fiscal Year
Encumbrance Orders for Approval
December 15, 2025

The following list of Encumbrance Orders (Purchase Orders), totaling \$369,642.50 is submitted for consideration by the Bartlesville Board of Education for the dates of November 13, 2025 through December 11, 2025 from 2025-2026 Fiscal Year funds for Funds 11-81.

I, Preston Birk, hereby certify the amount of each encumbrance order has been entered against the designated appropriation accounts and all these encumbrance orders are within the authorized available balance of said appropriations for the 2025-2026 Fiscal



Preston Birk

RECOMMENDATION: That the Board of Education adopts a motion to approve Purchase Orders (as listed in the attached reports) in the amount of \$369,642.50.

Submitted to the Board of Education

2025-2026 Fiscal Year

	FUND	P.O. #'s	AMOUNT
11	General	1006 - 1085	\$ 135,509.58
21	Building	13	\$ 2,500.00
22	Child Nutrition Fund	41	\$ 171.30
31	2019 Bond - Projects		
32	2021 Bond - 2023 Projects		
33	2021 Bond - 2024 Projects	69	\$ 3,546.28
34	2023 Bond - 2025 Projects	115 - 122	\$ 227,915.34
39	Bond Interest		
81	Gifts Fund		
	TOTAL		\$ 369,642.50

GRAND TOTAL: **\$ 369,642.50**

Bartlesville Public Schools
Encumbrance Register
11-General Fund (For Operation)

PO No	Date	Vendor	Description	Amount
1006	11/13/2025	AMERICAN PLANT PRODUCTS	SUPPLIES-412/FED PROG/705	740.50
1007	11/13/2025	LATIA BANKS	STUDENT SERVICES - 511/CENTRAL	3,100.00
1008	11/14/2025	WEST MUSIC COMPANY INC	GENL/MUSIC SPLYS-015/KANE	461.10
1009	11/14/2025	FOUR STATE MAINT. SUPPLY, INC.	HEALTH/FIRST AID-054/SS/ESC	500.00
1010	11/14/2025	ISD#30/CHILD NUTRITION	REFRESHMENTS/016/ESC	1,800.00
1011	11/17/2025	JUNIOR LIBRARY GUILD	GENL-BOOKS-015/WAYSIDE	653.52
1012	11/17/2025	STAPLES CONTRACT & COMMERCIAL INC	GEN SUPPLIES-412/FED PROG/ESC	1,000.00
1013	11/17/2025	HOOTEN OIL, LLC	Auto & Bus Oil, Antifreeze-011/transportation	10,000.00
1014	11/17/2025	BRUCKNER TRUCK SALES, INC.	Misc Bus Supplies, Parts, Srv-011/Transportation	10,000.00
1015	11/18/2025	PERMA-BOUND BOOKS	GENL-LIBR BOOKS-015/WAYSIDE	371.64
1016	11/18/2025	ARVEST BANK CORPORATE VISA	TECH-RLTD-SPLYS-019/TECH/ESC	200.00
1017	11/19/2025	AMAZON CAPITAL SERVICES INC	CO-CURRICULAR & GENRL SUPPLIES 015/BHS	112.95
1018	11/19/2025	AMAZON CAPITAL SERVICES INC	FIXTURES/BMITE/510	159.99
1019	11/19/2025	AMAZON CAPITAL SERVICES INC	FURN/FIXTURES/APPLIANCES 015/BHS	80.00
1020	11/19/2025	AMAZON CAPITAL SERVICES INC	GENL-SUPLY-BOOKS-FURN-389/WAYSIDE	1,926.76
1021	11/19/2025	ACCESS DISPLAY GROUP, INC.	MOBILE DISPLAY BOOK-FAMILY ENGAGEMENT -511/RH	6,572.00
1022	11/20/2025	P&T ENTERPRISES, LLC	Cojali Diagnostic Kit/Bus Splys-011/Transportation	5,000.00
1023	11/20/2025	STAPLES CONTRACT & COMMERCIAL INC	GEN SPLYS/MADISON/412 BMITE	700.00
1024	11/20/2025	TERESA A COLEMAN	CONTRACTED SERVICES-041/SS/ESC	90.00
1025	11/20/2025	MIND EDUCATION	GENL SPLYS FOR TITLE - 511/HOOVER	126.59
1026	11/20/2025	CDW LLC	PRINTERS AND TONERS/BMITE/510-MADISON	1,438.13
1027	11/20/2025	TERESA J MORGAN	TRAVEL-054/SS/ESC	500.00
1028	11/20/2025	KRISTIN D FLICK	TRAVEL REIMBURSEMENT - 511/CENTRAL	800.00
1029	11/20/2025	CALLIE JO BROOKE KRAUSE	TRAVEL REIMBURSEMENT - 511/CENTRAL	800.00
1030	11/20/2025	CATHY S HOLLENBECK	TRAVEL REIMBURSEMENT - 511/CENTRAL	800.00
1031	11/20/2025	AMAZON CAPITAL SERVICES INC	GENL/FURNITURE/015/Baker	99.99
1032	11/20/2025	CENTRAL OKLAHOMA WORKFORCE	FEE-731/ABE/ESC	1,478.46
1033	11/21/2025	PITSCO/SYNERGISTIC SYSTEMS	GEN SPLYS/MADISON/412 STEM	500.00
1034	11/24/2025	CAROLINA BIOLOGICAL SUPPLY	COCURRICULAR SUPPLIES - 015/CENTRAL	132.79
1035	11/25/2025	MARENEM INC	GENL-SPLYS-511/FEDERAL FUNDS/RANCH HEIGHTS	655.00
1036	12/01/2025	AMAZON CAPITAL SERVICES INC	GENL SPLYS FOR TITLE - 511/HOOVER	610.00
1037	12/01/2025	MARENEM INC	TITLE 1 MISC RESOURCES-511/KANE	221.89
1038	12/02/2025	MULTISERVICE TECH SOLUTIONS, INC	LAB SUPPLIES/MADISON/510	70.00
1039	12/02/2025	OK MUSIC EDUCATORS ASSOC	811 DUES & FEES-027/VM/BHS	390.00
1040	12/02/2025	AMAZON CAPITAL SERVICES INC	GENERAL SUPPLIES - 015/BHS	65.25
1041	12/02/2025	HAL LEONARD CORPORATION	CLASSROOM KIT/008/RANCH HEIGHTS	75.28

Bartlesville Public Schools
Encumbrance Register
11-General Fund (For Operation)

PO No	Date	Vendor	Description	Amount
1042	12/02/2025	NOTABLE INC	TECH RLDT SPLYS - 015 BHS	149.00
1043	12/02/2025	JONES SCHOOL SUPPLY CO INC	GENERAL SUPPLIES - 015/BHS	70.00
1044	12/02/2025	ARVEST BANK CORPORATE VISA	TRAVEL-412 AG/FED PROG/ESC	1,200.00
1045	12/03/2025	SUPER DUPER PUBLICATIONS	GENL-SUPLYS-015/WAYSIDE	141.88
1046	12/03/2025	SWIVL INC	TECH RELATED LICENSE-412/FED PROG/ESC	190.00
1047	12/03/2025	AMAZON CAPITAL SERVICES INC	BOOKS - 015/BHS	60.00
1048	12/03/2025	FOLLETT CONTENT SOLUTIONS, LLC	LIBRARY BOOKS - 015/CENTRAL	980.98
1050	12/03/2025	J.W. PEPPER & SONS, INC.	681 COCURR-SPLYS-026/IM/BHS	1,500.00
1051	12/03/2025	AMAZON CAPITAL SERVICES INC	SUPPLIES-035/GATE/JP	250.00
1052	12/04/2025	B & H PHOTO VIDEO PRO-AUDIO	AUDIO/VISUAL 412/BMITE BHS	455.13
1053	12/04/2025	AMAZON CAPITAL SERVICES INC	CO CURRICULAR SUPLS 421/FED PROG/510/505	1,280.72
1054	12/04/2025	ETTINGERS OFFICE SUPPLY	COPY SUPPLIES-015/BHS	279.99
1055	12/04/2025	AMAZON CAPITAL SERVICES INC	GENERAL SUPPLIES - 015/CENTRAL	59.10
1056	12/04/2025	SCHOLASTIC EDUCATION	BOOKS-511/FED PROG/RANCH HEIGHTS	1,788.63
1057	12/04/2025	LOWE'S COMPANIES, INC.	MATERIALS-SUPPLIES 412/CONSTRUCTION CTI/BHS	2,400.00
1058	12/04/2025	REALITY WORKS, INC.	CO CURRICULAR SUPLS 421/FED PROG/510/505	9,500.00
1059	12/05/2025	STAPLES CONTRACT & COMMERCIAL INC	GENL, COPY, SPLYS, TECH, FURN, FIX 015/BHS	800.00
1060	12/05/2025	KARL FRANKS	431 NON-TECH-SRVCS-026/IM/BHS	250.00
1061	12/05/2025	FOLLETT CONTENT SOLUTIONS, LLC	BOOKS/LIBRARY-015/WILSON	506.28
1062	12/09/2025	STAPLES CONTRACT & COMMERCIAL INC	GENERAL SUPPLIES - 015/BHS	65.89
1063	12/09/2025	SCHOOL SPECIALTY, LLC	GENL-SUPLYS-COPY-015/WAYSIDE	1,047.18
1064	12/09/2025	INDIANA FINANCE AUTHORITY	Pass for Out of District Travel	20.00
1065	12/09/2025	VEX ROBOTICS, INC	ROBOT PARTS/412 STEM/MADISON	324.32
1066	12/09/2025	AMAZON CAPITAL SERVICES INC	COMMUNICATIONS-552/FED PROG/ST. JOHNS	719.34
1067	12/09/2025	JEREMY RAY MERRIMAN	PRESENTER FOR JOM-563/OEJOM	800.00
1068	12/09/2025	WASHINGTON CO FAIR BUILDING	RENTAL OF BUILDING FOR OE-561/OEJOM	1,000.00
1069	12/09/2025	READ TO THEM INC	BOOKS-511 /FED PROG/ST. JOHNS	1,085.50
1070	12/10/2025	AMAZON CAPITAL SERVICES INC	GENERAL SUPPLIES-571/FED PROG/ELL	300.00
1071	12/10/2025	NATIONAL CATHOLIC EDUCATIONAL ASSOC	REGISTRATION -541/FED PROG/ST. JOHNS	686.25
1072	12/10/2025	SPEARS WORLD TRAVEL SERVICE, INC	TRAVEL -541/FED PROG/ST. JOHNS	1,100.00
1073	12/10/2025	CONTINENTAL PRESS	BOOKS-571/FED PROG/ELL	268.80
1074	12/10/2025	SPEARS WORLD TRAVEL SERVICE, INC	TRAVEL-541 /FED PROG/ST. JOHN'S	421.95
1075	12/10/2025	ACCUTRAIN CORPORATION	REGISTRATION -541/FED PROG/ST. JOHN'S	650.00
1076	12/10/2025	CCOSA, INC	DUES & FEES 015/BHS	249.00
1077	12/10/2025	COVELL PARTNERS IN DEVELOPMENT LLC	OUT OF DISTRICT TRAVEL 015/BHS	300.00
1078	12/10/2025	SPENCER A. DONNELL	PRESENTER FOR JOM-563/OEJOM	1,000.00
1079	12/10/2025	ARVEST BANK CORPORATE VISA	TRAVEL-010/CURR/ESC	10,000.00

Bartlesville Public Schools
Encumbrance Register
11-General Fund (For Operation)

PO No	Date	Vendor	Description	Amount
1080	12/10/2025	CCOSA, INC	REGISTRATION-010/CURR/ESC	17,500.00
1081	12/11/2025	AMAZON CAPITAL SERVICES INC	GENL/SPLYS-015/Jane Phillips/Rau	135.11
1082	12/11/2025	STAPLES CONTRACT & COMMERCIAL INC	GENERAL SUPPLIES - 015/BHS	40.00
1083	12/11/2025	AMAZON CAPITAL SERVICES INC	GENL/SPLYS-015/Jane Phillips/Staton	171.90
1084	12/11/2025	AMAZON CAPITAL SERVICES INC	GENERAL SUPPLIES - 015/BHS	30.79
1085	12/11/2025	PATHS TO INDEPENDENCE INC	TUITION-041/SS/ESC	23,500.00
Report Total:				<u><u>\$135,509.58</u></u>

Bartlesville Public Schools
Encumbrance Register
21-Building Fund

PO No	Date	Vendor	Description	Amount
13	12/09/2025	OK DEPT OF LABOR	MAINT/018/DIST	2,500.00
Report Total:				\$2,500.00

Bartlesville Public Schools
Encumbrance Register
22-Child Nutrition Programs Fund

PO No	Date	Vendor	Description	Amount
41	12/10/2025	AMAZON CAPITAL SERVICES INC	APPLIANCES/FURNITURE/FIXTURES	171.30
Report Total:				\$171.30

Bartlesville Public Schools
Encumbrance Register
33-2021 BOND - 2024 PROJECTS

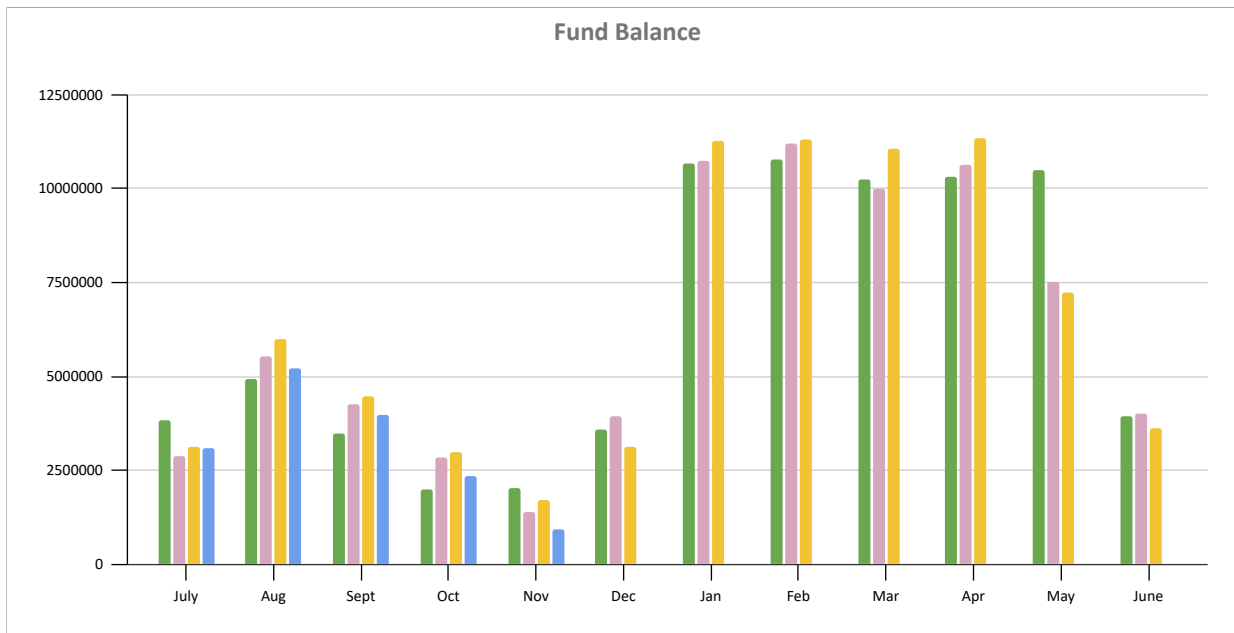
PO No	Date	Vendor	Description	Amount
69	12/09/2025	EARNEST HEAT & AIR INC	MAINT/018/MADISON	3,546.28
Report Total:				\$3,546.28

Bartlesville Public Schools
Encumbrance Register
34-2023 BOND - 2025 PROJECTS

PO No	Date	Vendor	Description	Amount
115	12/01/2025	UNITED TECHNOLOGIES CORPORATION	MAINT/018/DIST	2,675.00
116	12/08/2025	C.C. IMEX	COCURR-SPLYS-056/SCIENCE/BHS	524.00
117	12/09/2025	FLINN SCIENTIFIC INC	COCURR-SPLYS-056/SCIENCE/BHS	253.28
118	12/09/2025	AU CONCEPTS & DESIGNS LLC	001/ATHLETICS/EQUIPMENT	4,470.50
119	12/09/2025	JOSEPH ESTES	MAINT/018/DOENGES	13,600.00
120	12/10/2025	AU CONCEPTS & DESIGNS LLC	001/ATHLETICS/EQUIPMENT	360.00
121	12/10/2025	VARSITY BRANDS HOLDING CO., INC.	001/ATHLETICS/EQUIPMENT	452.56
122	12/10/2025	METRO SIGN CORPORATION	EQUIPMENT/018/DOENGES/MADISON	205,580.00
			Report Total:	<u><u>\$227,915.34</u></u>

Bartlesville Public Schools
General Fund Cash Flow/Fund Balance Analysis
Fiscal Years 2023-2026

	July	Aug	Sept	Oct	Nov	Dec	Jan	Feb	Mar	Apr	May	June
FY 23	3,849,461	4,937,743	3,495,740	2,009,542	2,034,853	3,581,279	10,680,690	10,779,483	10,262,132	10,302,023	10,511,033	3,931,988
FY 24	2,870,004	5,541,192	4,276,609	2,838,027	1,377,252	3,961,327	10,752,812	11,197,027	9,987,169	10,624,299	7,524,869	4,012,343
FY 25	3,114,772	5,993,256	4,486,033	2,993,607	1,728,160	3,137,351	11,284,980	11,297,975	11,049,841	11,326,872	7,252,189	3,608,806
FY 26	3,108,625	5,203,689	3,988,446	2,347,041	921,789							
FY26-FY25	(6,147)	(789,567)	(497,587)	(646,566)	(806,371)							



Bartlesville Public Schools
General Fund Cash Flow/Fund Balance Analysis

	November	2025-26 Year to Date Total	2024-25 Year to Date Total	2023-24 Year to Date Total
Beginning balance	\$ 2,347,041	\$ 3,608,806	\$ 4,012,343	\$3,931,988
Local	96,936	821,261	564,298	735,261
County	18,637	130,091	158,010	179,322
State	3,397,771	13,588,340	13,279,625	12,760,687
Federal	9,181	931,524	1,816,782	1,852,987
Other sources	9,719	27,640	6,711	7,304
	<u>3,532,244</u>	<u>15,498,856</u>	<u>15,825,426</u>	<u>15,535,561</u>
Total cash available	5,879,285	19,107,662	19,837,769	19,467,549
<u>Requirements:</u>				
Salaries	3,218,416	10,838,824	10,597,751	10,247,641
Benefits	1,085,565	3,811,204	3,626,160	3,434,554
Professional services	146,600	524,412	582,271	404,680
Property services	307,740	1,579,958	1,533,239	1,450,392
Other purchased services	32,041	188,189	174,651	970,580
Supplies & materials	171,412	1,117,250	1,445,795	1,438,527
Property	(9,122)	32,988	50,606	30,737
Other uses	4,844	93,048	99,136	113,186
	<u>4,957,496</u>	<u>18,185,873</u>	<u>18,109,609</u>	<u>18,090,297</u>
Ending balance	<u>921,789</u>	<u>921,789</u>	<u>1,728,160</u>	<u>1,377,252</u>

**Bartlesville Public Schools
General Fund Revenue Detail**

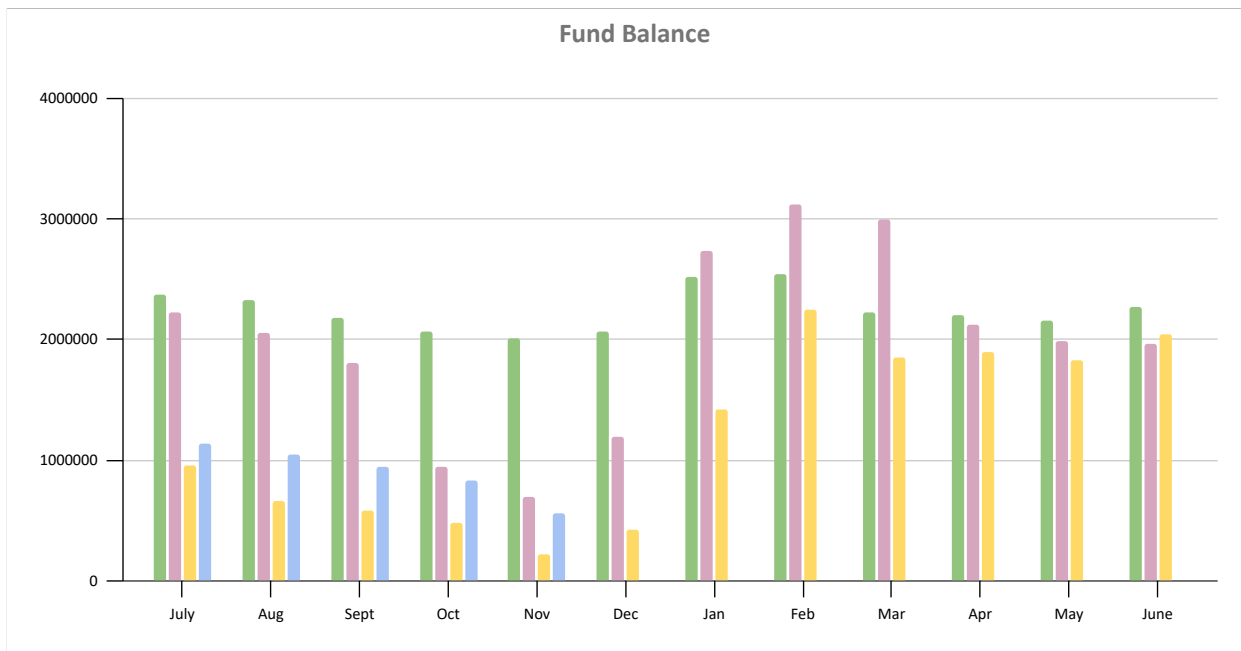
	July	August	Sept	Oct	Nov	Dec	Jan	Feb	March	April	May	June	2025-26 Total
1110 Ad valorem tax - current													-
1121-1122 Ad valorem tax - prior	73,921.84	50,534.24	89,943.86	14,408.67	10,189.72								238,998.33
1130 In lieu of tax	0.08												0.08
1140 TIF closeout			228,176.52										228,176.52
1190 Other taxes													-
1213-1214 Testing fees	666.25		701.25	681.25									2,048.75
1230-1290 Tuition													-
1310 Interest on investments	52,920.40	31,413.29	33,545.48	28,919.52	49,790.04								196,588.73
1351													-
1352 Interest on unapport. Tax	122.64	47.17	85.93	157.07	95.78								508.59
1353													-
1410 Rent				90.00	600.00								690.00
1440 Sale of equipment				1,500.00									1,500.00
1510 Insurance loss recoveries			16,779.57	1,000.00									17,779.57
1530 Damage recovery			75.00		112.50								187.50
1580 Activity trip reimb	9,466.32	7,391.25	611.24	3,042.10	3,641.33								24,152.24
1590 Miscellaneous reimb	976.00	5,648.90		5,226.00	14,384.32								26,235.22
1610 Donations	1,000.00	59,750.00	4,370.00		17,975.05								83,095.05
1680 Refunds		71.00											71.00
1690 Miscellaneous			1,014.78	67.41	146.82								1,229.01
2100 County-wide 4-mill	9,380.65	6,207.03	29,573.29	1,877.91	1,317.19								48,356.07
2200 Mortgage tax	11,399.68	14,514.63	22,408.76	16,092.07	17,320.06								81,735.20
2300 Resale Property													-
3110 Gross production tax	3,184.08	2,196.23	2,577.77	2,678.60	2,867.45								13,504.13
3120 Motor vehicle tax	59,992.81	246,432.22	231,118.54	245,648.60	233,219.25								1,016,411.42
3130 Rural electric tax	4,413.73	5,876.53	6,546.81	5,462.84	4,764.39								27,064.30
3140 State school land earnings	93,133.81	65,952.92	77,440.06	97,211.86	86,855.18								420,593.83
3150 Vehicle tax stamps	797.89	436.94	1,230.18	768.86	1,037.96								4,271.83
3160 Farm implement tax stamps			94.70	60.75	339.47								494.92
3210 Foundation aid		2,451,057.99	2,451,754.97	2,451,406.48	2,451,406.48								9,805,625.92
3250 FBA		459,231.25	459,231.24	459,231.25	459,231.24								1,836,924.98
3310 Alternative education													-
3412 NBCT Stipend													-
3414				1,749.00									1,749.00
3415 Reading Sufficiency					120,213.94								120,213.94
3420 State textbooks		35,908.72	35,908.72	35,908.71	35,908.72								143,634.87
3430 Education matching	3,311.38			1,847.66									5,159.04
3436		93,041.47											93,041.47
3437													-
3440 Drivers education			4,757.50										4,757.50
3470													-
3610			1,082.43										1,082.43
3620													-
3690 Other state					1,927.41								1,927.41
3811 Vocational programs			7,920.00										7,920.00
3812 Vocational programs			55,062.00										55,062.00
3892 Lottery Fund				28,901.28									28,901.28
4140 Title VII	125,903.90												125,903.90
4162 Flood Control				233.72									233.72
4210 Title I - Part A	240,195.39												240,195.39
4271 Title II	20,495.34												20,495.34
4281 Title III	290.10												290.10
4310 IDEA B - Special Education	196,695.03		2,239.80	152,076.79									351,011.62
4340 Preschool				7,100.94	7,100.94								14,201.88
4442 Title IV reimb		32,528.85											32,528.85
4470 Title VI	6,773.70												6,773.70
4550 Johnson-O'Malley		72,071.90											72,071.90
4611 Title II - Adult Education	35,249.42				2,079.95								37,329.37
4617 Rehab services													-
4689 Other federal													-
4740													-
4821 Carl Perkins				30,487.22									30,487.22
5150-5160 Activity trip reimb	876.43	2,929.03	1,912.34	12,203.10	9,718.61								27,639.51
6140 Estopped Warrants													-
	951,166.87	3,643,241.56	3,766,162.74	3,606,039.66	3,532,243.80	-	-	-	-	-	-	-	15,498,854.63

3,582,106.16 PY FB

19,080,960.79

Bartlesville Public Schools
Building Fund Cash Flow/Fund Balance Analysis
Fiscal Years 2023-2026

	July	Aug	Sept	Oct	Nov	Dec	Jan	Feb	Mar	Apr	May	June
FY 23	2,373,307	2,325,652	2,179,139	2,067,799	2,013,071	2,061,346	2,515,458	2,539,550	2,224,587	2,205,420	2,153,904	2,265,535
FY 24	2,224,183	2,052,836	1,807,955	947,532	692,259	1,192,603	2,737,169	3,118,725	2,998,442	2,125,142	1,991,800	1,960,216
FY 25	953,273	661,858	581,905	484,299	223,041	421,413	1,426,056	2,252,268	1,846,065	1,895,367	1,830,499	2,042,084
FY 26	1,133,076	1,046,523	940,322	836,900	559,218							
FY26-FY25	179,803	384,665	358,417	352,601	336,177							



Bartlesville Public Schools
Building Fund Cash Flow/Fund Balance Analysis

	November	2025-26 Year to Date Total	Prior Year Year to Date Total
	<u>\$</u>	<u>\$</u>	<u>\$</u>
Beginning balance	836,900	2,042,084	1,960,216
 <u>Revenue:</u>			
Local	1,455	86,792	58,826
State	48	225	99
Other sources	-	-	-
	<u>1,503</u>	<u>87,017</u>	<u>58,925</u>
 Total cash available	 838,403	 2,129,101	 2,019,141
 <u>Requirements:</u>			
Professional services		50,000	52,350
Property services	85,763	407,309	416,734
Other purchased services		819,391	900,771
Supplies & materials	3,397	24,249	21,671
Property	190,025	268,934	404,574
Other uses	-	-	-
	<u>279,185</u>	<u>1,569,883</u>	<u>1,796,100</u>
 Ending balance	 <u>559,218</u>	 <u>559,218</u>	 <u>223,041</u>

Budget Analysis

Options: Year: 2024-2025, 2025-2026, Date Range: 7/1/2025 - 11/30/2025, Classification Bolding: FUNCTION-RS, Print Detail: False

Classification	Appropriation	Encumbered	Paid	Encumbered Balance	Unencumbered Balance	% Enc Budget
Fund - 11 11-General Fund (For Operation)						
0000 **Appropriated Only	1,289,777.74	111.47	111.47	0.00	1,289,666.27	0.01%
1000 INSTRUCTION	52,965,716.80	37,256,720.67	10,014,441.56	27,242,279.11	15,708,996.13	70.34%
2100 SUPPORT SERVICES - STUDENTS	2,566,374.23	4,940,217.18	1,414,387.78	3,525,829.40	-2,373,842.95	192.50%
2200 SUPPORT SERVICES-INSTRT STAFF	779,420.76	2,531,122.39	924,424.26	1,606,698.13	-1,751,701.63	324.74%
2300 SUPPORT SERVICES-GENERAL ADMN	147,997.12	978,653.63	378,455.20	600,198.43	-830,656.51	661.27%
2400 SUPPORT SERVICES-SCHOOL ADMN	91,852.45	3,125,986.33	1,274,291.59	1,851,694.74	-3,034,133.88	3,403.27%
2500 CENTRAL SERVICES	247,730.06	2,220,614.06	793,478.73	1,427,135.33	-1,972,884.00	896.38%
2600 OPERATION & MAINT OF PLANT SVC	718,878.76	4,550,258.87	2,399,500.12	2,150,758.75	-3,831,380.11	632.97%
2700 STUDENT TRANSPORTATION SERVICE	731,760.94	2,262,043.95	759,975.63	1,502,068.32	-1,530,283.01	309.12%
3300 COMMUNITY SERVICES OPERATIONS	0.00	3,149.40	2,613.40	536.00	-3,149.40	100.00%
5300 CLEARING ACCOUNT	0.00	207,943.00	207,943.00	0.00	-207,943.00	100.00%
5500 PRIVATE NONPROFIT SCHOOLS	68,254.65	17,007.95	17,612.40	-604.45	51,246.70	24.92%
Total Fund - 11 11-General Fund (For Operation)	\$59,607,763.51	\$58,093,828.90	\$18,187,235.14	\$39,906,593.76	\$1,513,934.61	97.46 %

Budget Analysis

Options: Year: 2024-2025, 2025-2026, Date Range: 7/1/2025 - 11/30/2025, Classification Bolding: FUNCTION-RS, Print Detail: False

Classification	Appropriation	Encumbered	Paid	Encumbered Balance	Unencumbered Balance	% Enc Budget
Report Total	\$59,607,763.51	\$58,093,828.90	\$18,187,235.14	\$39,906,593.76	\$1,513,934.61	97.46 %

Report Request

Date Range: 7/1/2025 - 11/30/2025

Classification Bolding: FUNCTION-RS

Print Detail: No

Dimension	Group Order	Total	Bold	Filter
Fiscal Year	N/A	N/A	N/A	2025-2026
Fund	1	Yes	No	11
Project	N/A	N/A	N/A	
Function	2	No	Yes	
Object	N/A	N/A	N/A	
Program	N/A	N/A	N/A	
Subject	N/A	N/A	N/A	
JobClass	N/A	N/A	N/A	
Unit	N/A	N/A	N/A	

December 15, 2025 Personnel Report

APPOINTMENTS:						
Name	Site	Position	FTE	Hire Date	Temporary Contract	
Blackwell, Danyelle	Wilson	Teacher Assistant	0.875	12/08/2025	Yes	
Hafler, Gary	Transportation	Bus Driver	0.750	12/08/2025	Yes	
Hennesy, Matthew	High School	Director of Football Operations/Assistant Athletic Director	1.000	12/31/2025	N/A	
Hughes, Tyler	High School	Elective Teacher/Coach	1.000	01/05/2026	Yes	
Smith, Tiffany	Central	Special Education Teacher Assistant Level 3	0.875	12/08/2025	Yes	
Swaim, Sasha	Jane Phillips	Special Education Teacher Assistant Level 3	0.875	12/08/2025	Yes	
ADDITIONAL COMPENSATION:						
Name	Site	Position	Amount	Date		
Hennesy, Matthew	High School	Flexible Benefit Allowance - Adjusted Yearly based on FBA Amount	\$707.00	1/1/2026		
CHANGE OF STATUS:						
Name	CHANGE FROM Site	Position	FTE	CHANGE TO Site	Position	FTE
						Date
Carter, Ashton	Wilson	Certified Occupational Therapy Assistant	1.000	Wilson	FMLA	1.000 12/1/2025
Daniels, Ashley	High School	Language Arts Teacher	1.000	High School	Secondary Counselor	1.000 1/5/2026
Deal, Jennifer	Ranch Heights	Special Education Teacher Assistant Level 3	0.875	Ranch Heights	Special Education Teacher Assistant Level 1	0.875 11/17/2025
Diveley, Sara	High School	FMLA	1.000	High School	Secondary Counselor	1.000 12/1/2025
Gregston, Kayla	Wayside	Elementary Counselor	1.000	Wayside	FMLA	1.000 11/10/2025
Gregston, Kayla	Wayside	FMLA	1.000	Wayside	Elementary Counselor	1.000 11/19/2025
Gregston, Kayla	Wayside	Elementary Counselor	1.000	Wayside	FMLA	1.000 12/8/2025
Krewson, Kortney	Richard Kane	First Grade Teacher	1.000	Richard Kane	FMLA	1.000 11/13/2025
Martin, Suzanne	Transportation	Bus Driver	0.750	Transportation	Bus Driver	1.000 12/9/2025
Michel, Hannah	Ranch Heights	Title 1 Teacher	1.000	Ranch Heights	Intermittent FMLA	1.000 12/3/2025
Null, Holly	Richard Kane	Prekindergarten Teacher	1.000	Richard Kane	FMLA	1.000 12/9/2025
Rogers, Tabitha	Madison	Special Education Teacher Assistant Level 1	0.875	Madison	Special Education Teacher Assistant Level 1	0.813 12/8/2025
Stone, Gail	Wayside	FMLA	1.000	Wayside	Intermittent FMLA	1.000 12/8/2025
Thomas, Bailey	High School	FMLA	1.000	High School	Counselor's Secretary - Secondary	1.000 12/1/2025
Walker, Katie	Ranch Heights	Teacher Assistant	0.875	Ranch Heights	Teacher Assistant	0.750 11/17/2025
Williams, Laura	Central	FMLA	1.000	Central	STEM Teacher	1.000 12/18/2025
RESIGNATION:						
Name	Site	Position	FTE	Date		
Adair, Jennifer	Ranch Heights	Special Education Teacher Assistant Level 3	0.875	11/21/2025		
Banks, John	High School	Science Teacher	1.000	12/19/2025		
Bickford, Heidi	Wayside	Special Education Teacher Assistant Level 2	0.875	11/5/2025		
Deal, Jennifer	Ranch Heights	Special Education Teacher Assistant Level 1	0.875	11/21/2025		
Goad, Tracie	High School	Secondary Counselor	1.000	12/19/2025		
Harmon, Katie	Ranch Heights	Special Education Teacher Assistant Level 3	0.875	11/19/2025		
Harris, Arlea	Ranch Heights	Special Education Teacher Assistant Level 3	0.875	12/4/2025		
King, Brittany	Wayside	Special Education Teacher Assistant Level 2	0.875	12/19/2025		
Parks, Katie	High School	Special Education Teacher Assistant Level 2	0.875	12/19/2025		
Perry, Sydney	High School	Social Studies Teacher	1.000	5/22/2026		
Royal, Daquhan	High School	Assistant Girls Basketball Coach	N/A	11/12/2025		
Smith, Deborah	Ranch Heights	Special Education Teacher Assistant Level 3	0.875	12/4/2025		
Tyner, Lilly	Operation Eagle	Operation Eagle Coordinator	1.000	5/22/2026		
RETIREMENT:						
Name	Site	Position	FTE	Date		
Gullane, Binnie	Wilson	Special Education Teacher Assistant Level 3	0.875	12/5/2025		

MEMORANDUM

TO: BOARD OF EDUCATION
FROM: PRESTON BIRK
SUBJECT: DONATIONS & INTEREST EARNED
DATE: 12/1/2025

Please accept the following donations our school district has received during the month of November.

1. Wayside Parent Support Assoc – Funds to Purchase Desks/Chairs

Wayside Elementary School \$ 15,046.30

2. BPS Foundation – Bruins on the Run Stipend

Education Service Center \$ 2,928.75

Receipt Total \$ 17,975.05

Please accept the following Interest earned on Lease Purchase received during November.

1. BOK – Fund 6

November \$ 273.63

Fund 6 Total \$ 273.63

2. BOK – Fund 8

November \$ 10,255.87

Fund 8 Total \$ 10,255.87

NOVEMBER 2025

	GENERAL FUND	BUILDING FUND	CHILD NUTRITION	BOND FUND 31	BOND FUND 32	BOND FUND 33	BOND FUND 34	BOND INT FUND 39	SINKING FUND	GIFTS & ENDOW.	TOTALS
BEGINNING BALANCE	1,246,238.62	304,703.46	453,357.06	-	3,794.73	136,098.16	429,883.51	44,219.31	793.27	12,156.89	2,631,245.01
LOCAL SOURCES OF REVENUE	96,935.56	1,454.88	169,912.04		-	-	-	11,104.28	8,486.42	959.53	288,852.71
INTERMEDIATE SOURCES OF REVENUE	18,637.25		-	-	-	-	-	-	-	-	18,637.25
STATE SOURCES OF REVENUE	3,397,771.49	48.47	413.87	-	-	-	-	-	284.39	-	3,398,518.22
FEDERAL SOURCES OF REVENUE	9,180.89		-	-	-	-	-	-	-	-	9,180.89
TOTAL NEW RECEIPTS	3,522,525.19	1,503.35	170,325.91	-	-	-	-	11,104.28	8,770.81	959.53	3,715,189.07
INTER-FUND TRANSFERS	9,718.61	-	-	-	-	-	-	-	-	-	9,718.61
NON-REVENUE RECEIPTS	-	-	-	-	-	-	-	-	-	-	-
TOTAL COMBINED RECEIPTS	3,532,243.80	1,503.35	170,325.91	-	-	-	-	11,104.28	8,770.81	959.53	3,724,907.68
WARRANT PURCHASES (-)	(5,053,098.87)	(291,988.42)	(459,859.59)	-	(1,605.00)	(22,936.00)	(236,755.50)	(35,706.24)	(271,328.75)	-	(6,373,278.37)
INVESTMENTS MATURED (+)	1,236,689.90	545,000.00	337,133.57	-	-	-	2,830,500.00	411,093.22	7,403,605.25	291,263.68	13,055,285.62
C.D./AGENCY INVESTMENTS (-)	(260,890.00)	(195,000.00)	(187,731.77)	-	-	-	(2,830,500.00)	(421,455.55)	(7,138,700.00)	(292,194.76)	(11,326,472.08)
INTEREST INVESTMENTS (-)	-	-	-	-	-	-	-	-	-	-	-
MONEY MARKET INVESTMENT (-)	-	-	-	-	-	-	-	-	-	-	-
CORRECTIONS											
ENDING BANK BALANCE	701,183.45	364,218.39	313,225.18	-	2,189.73	113,162.16	193,128.01	9,255.02	3,140.58	12,185.34	1,711,687.86
OUTSTANDING WARRANTS (-)	(40,284.76)	-	(1,428.75)	-	-	-	-	-	-	(2,525.00)	(44,238.51)
FUND EQUITY	660,898.69	364,218.39	311,796.43	-	2,189.73	113,162.16	193,128.01	9,255.02	3,140.58	9,660.34	1,667,449.35

Total collateral pledged

17,713,686.57

	BEA LEASE PURCHASE FUND 6	BEA LEASE PURCHASE FUND 8
BEGINNING BALANCE	61,876.13	3,517,304.85
REBATES/CONTRIBUTIONS	-	
DIVIDENDS/INTEREST	273.63	10,255.87
TOTAL NEW RECEIPTS	273.63	10,255.87
WARRANT PURCHASES (-)	(20,493.50)	(72,518.04)
ENDING BANK BALANCE	41,656.26	3,455,042.68
OUTSTANDING WARRANTS (-)	-	-
FUND EQUITY	41,656.26	3,455,042.68

Sara Vermeire 12/1/2025

Bartlesville Public Schools

Investment Ledger

Options: Funds: 11-59,81, Account Nos: , Investment Nos: , Date Range: 11/1/2025 - 11/30/2025, Exclude Investments Matured in Date Range: True, Exclude Investments Liquidated in Date Range: True

Fund: 11

Account: AI 0112 GATEWAY BANK - ICS

Inv No	Description	Purchased	Maturity	Liquidated	Purchase Amount	Rate	Balance
ICS ACCOUNT	GATEWAY BANK - ICS TRANSACTION	11/28/2025	12/31/2025		\$260,890.00	3.880	\$260,890.00
Total ICS ACCOUNT							\$260,890.00
Total AI 0112 GATEWAY BANK - ICS							\$260,890.00
Total Fund 11							\$260,890.00

Fund: 21

Account: AI 0112 GATEWAY BANK - ICS

Inv No	Description	Purchased	Maturity	Liquidated	Purchase Amount	Rate	Balance
ICS ACCOUNT	GATEWAY BANK - ICS TRANSACTION	11/28/2025	12/31/2025		\$195,000.00	3.880	\$195,000.00
Total ICS ACCOUNT							\$195,000.00
Total AI 0112 GATEWAY BANK - ICS							\$195,000.00
Total Fund 21							\$195,000.00

Fund: 22

Account: AI 0112 GATEWAY BANK - ICS

Inv No	Description	Purchased	Maturity	Liquidated	Purchase Amount	Rate	Balance
ICS ACCOUNT	GATEWAY BANK - ICS TRANSACTION	11/28/2025	12/31/2025		\$187,731.77	3.880	\$187,731.77
Total ICS ACCOUNT							\$187,731.77
Total AI 0112 GATEWAY BANK - ICS							\$187,731.77
Total Fund 22							\$187,731.77

Fund: 34

Account: AI 0112 GATEWAY BANK - ICS

Inv No	Description	Purchased	Maturity	Liquidated	Purchase Amount	Rate	Balance
ICS ACCOUNT	GATEWAY BANK - ICS TRANSACTION	11/28/2025	12/31/2025		\$2,830,500.00	3.880	\$2,830,500.00
Total ICS ACCOUNT							\$2,830,500.00
Total AI 0112 GATEWAY BANK - ICS							\$2,830,500.00
Total Fund 34							\$2,830,500.00

Fund: 39

Account: AI 0112 GATEWAY BANK - ICS

Inv No	Description	Purchased	Maturity	Liquidated	Purchase Amount	Rate	Balance
ICS ACCOUNT	GATEWAY BANK - ICS TRANSACTION	11/28/2025	12/31/2025		\$421,455.55	3.880	\$421,455.55
Total ICS ACCOUNT							\$421,455.55
Total AI 0112 GATEWAY BANK - ICS							\$421,455.55
Total Fund 39							\$421,455.55

Fund: 41

Account: AI 0112 GATEWAY BANK - ICS

Inv No	Description	Purchased	Maturity	Liquidated	Purchase Amount	Rate	Balance
ICS ACCOUNT	GATEWAY BANK - ICS TRANSACTION	11/28/2025	12/31/2025		\$7,138,700.00	3.880	\$7,138,700.00
Total ICS ACCOUNT							\$7,138,700.00
Total AI 0112 GATEWAY BANK - ICS							\$7,138,700.00
Total Fund 41							\$7,138,700.00

Fund: 81

Account: AI 0112 GATEWAY BANK - ICS

Inv No	Description	Purchased	Maturity	Liquidated	Purchase Amount	Rate	Balance
--------	-------------	-----------	----------	------------	-----------------	------	---------

Investment Ledger

Options: Funds: 11-59,81, Account Nos: , Investment Nos: , Date Range: 11/1/2025 - 11/30/2025, Exclude Investments
Matured in Date Range: True, Exclude Investments Liquidated in Date Range: True

ICS ACCOUNTGATEWAY BANK - ICS TRANSACTION	11/28/2025	12/31/2025	\$292,194.76	3.880	\$292,194.76
			Total ICS ACCOUNT		\$292,194.76
			Total AI 0112 GATEWAY BANK - ICS		\$292,194.76
			Total Fund 81		\$292,194.76
<hr/>			Total All Funds		\$11,326,472.08

Bartlesville Public Schools

Revenue/Expenditure Summary

Options: Fund: 60, Date Range: 11/1/2025 - 11/30/2025

	Begin Balance	Receipts	Adjusting Entries	Payments	Cash End Balance	Unpaid POs	End Balance
801 General Administrative	\$242,184.24	\$20,928.44	(\$148.00)	\$5,767.12	\$257,197.56	\$31,102.41	\$226,095.15
802 General Administrative Athletics	\$262,730.20	\$12,356.14	\$0.00	\$27,719.36	\$247,366.98	\$53,030.50	\$194,336.48
803 General Refund Account	\$859.99	\$100.33	\$0.00	\$0.00	\$960.32	\$0.00	\$960.32
804 AP Exams	\$16,912.67	\$599.00	\$0.00	\$0.00	\$17,511.67	\$1,800.00	\$15,711.67
805 Alternative High School	\$2,634.84	\$247.00	\$0.00	\$180.25	\$2,701.59	\$1,688.63	\$1,012.96
806 Tuition Clearing Acct	\$4,600.00	\$0.00	\$0.00	\$0.00	\$4,600.00	\$0.00	\$4,600.00
807 Art Club	\$422.08	\$0.00	\$0.00	\$0.00	\$422.08	\$0.00	\$422.08
808 Adult Fees Clearing Acct	\$50.00	\$50.00	\$0.00	\$0.00	\$100.00	\$0.00	\$100.00
809 Broadcasting	\$6,563.29	\$0.00	\$0.00	\$100.00	\$6,463.29	\$0.00	\$6,463.29
811 Baseball Fund	\$2,395.21	\$0.00	\$0.00	\$0.00	\$2,395.21	\$0.00	\$2,395.21
813 Basketball Fund	\$11,258.65	\$0.00	\$0.00	\$0.00	\$11,258.65	\$10,244.05	\$1,014.60
821 Choral Club	\$3,945.30	\$2,600.00	\$0.00	\$0.00	\$6,545.30	\$3,656.78	\$2,888.52
830 BVILLE WOMEN'S NETWORK LIBRARY	\$99.84	\$0.00	\$0.00	\$0.00	\$99.84	\$0.00	\$99.84
831 S.A.D.F.	\$885.60	\$0.00	\$0.00	\$0.00	\$885.60	\$0.00	\$885.60
832 Community of Caring	\$1,105.27	\$0.00	\$0.00	\$0.00	\$1,105.27	\$0.00	\$1,105.27
833 Drama	\$11,750.39	\$740.00	\$0.00	\$633.63	\$11,856.76	\$2,430.45	\$9,426.31
834 VisionQuest	\$867.13	\$0.00	\$0.00	\$0.00	\$867.13	\$0.00	\$867.13
835 BPS-FOUNDATION GRANTS	\$2,861.14	\$19,039.99	\$0.00	\$0.00	\$21,901.13	\$400.00	\$21,501.13
836 AGRICULTURAL EDUCATION	\$4,987.42	\$765.00	\$0.00	\$723.56	\$5,028.86	\$3,238.12	\$1,790.74
837 ENVIRONMENTAL CLUB	\$282.43	\$0.00	\$0.00	\$0.00	\$282.43	\$0.00	\$282.43
839 BHS SPED	\$1,718.97	\$225.00	\$0.00	\$53.96	\$1,890.01	\$0.00	\$1,890.01
840 Exceptional Education Services	\$13,004.85	\$380.00	\$0.00	\$768.32	\$12,616.53	\$4,369.00	\$8,247.53
841 Business Prof of America	\$735.18	\$303.00	\$0.00	\$477.27	\$560.91	\$0.00	\$560.91
843 ATLAS	\$98.26	\$0.00	\$0.00	\$0.00	\$98.26	\$0.00	\$98.26
844 STEAM PROGRAM	\$5,008.57	\$0.00	\$0.00	\$202.49	\$4,806.08	\$297.51	\$4,508.57
860 BPA	\$395.38	\$207.18	\$0.00	\$48.32	\$554.24	\$35.00	\$519.24
865 BHS CONSTRUCTION	\$289.98	\$0.00	\$0.00	\$0.00	\$289.98	\$0.00	\$289.98
867 Lady Bruins	\$333.75	\$0.00	\$0.00	\$0.00	\$333.75	\$0.00	\$333.75
868 Football	\$67.03	\$0.00	\$0.00	\$0.00	\$67.03	\$0.00	\$67.03
878 Music	\$1,322.14	\$0.00	\$0.00	\$0.00	\$1,322.14	\$0.00	\$1,322.14
880 Musical Production	\$1,814.58	\$0.00	\$0.00	\$0.00	\$1,814.58	\$0.00	\$1,814.58
881 National Honor Society	\$13,315.13	\$100.00	\$0.00	\$312.91	\$13,102.22	\$0.00	\$13,102.22
882 Newspaper	\$223.98	\$0.00	\$0.00	\$0.00	\$223.98	\$0.00	\$223.98
885 National Junior Honor Society	\$1,892.14	\$0.00	\$0.00	\$0.00	\$1,892.14	\$0.00	\$1,892.14
887 Orchestra	\$3,514.74	\$0.00	\$0.00	\$0.00	\$3,514.74	\$0.00	\$3,514.74
889 BHS BAND	\$47,298.41	\$2,970.25	\$0.00	\$10,880.93	\$39,387.73	\$11,979.00	\$27,408.73
895 Pictures	\$2,114.10	\$0.00	\$0.00	\$0.00	\$2,114.10	\$0.00	\$2,114.10
915 Service Club	\$429.77	\$0.00	\$0.00	\$0.00	\$429.77	\$0.00	\$429.77
917 World Language Club	\$465.16	\$0.00	\$0.00	\$0.00	\$465.16	\$0.00	\$465.16
919 Speech Program	\$5,429.00	\$405.00	\$0.00	\$4,277.00	\$1,557.00	\$0.00	\$1,557.00
922 Staff Development-In-Service	\$1,491.94	\$0.00	\$0.00	\$0.00	\$1,491.94	\$0.00	\$1,491.94
923 BVILLE EDUCATION PROMISE	\$21,864.15	\$0.00	\$0.00	\$1,122.17	\$20,741.98	\$1,395.65	\$19,346.33
926 Student Council	\$114,265.29	\$1,395.00	\$0.00	\$9,048.50	\$106,611.79	\$9,646.41	\$96,965.38
945 LEADER IN ME	\$0.00	\$0.00	\$148.00	\$0.00	\$148.00	\$0.00	\$148.00
955 ROBOTICS	\$2,817.15	\$260.00	\$0.00	\$750.00	\$2,327.15	\$375.00	\$1,952.15
960 Technology Student Assoc (TSA)	\$4,976.08	\$450.00	\$0.00	\$150.00	\$5,276.08	\$1,374.73	\$3,901.35
962 Science Trek Club	\$466.22	\$0.00	\$0.00	\$0.00	\$466.22	\$0.00	\$466.22
966 Wrestling	\$385.48	\$0.00	\$0.00	\$0.00	\$385.48	\$0.00	\$385.48
970 TECHNOLOGY SUPPORT TEAM	\$111,048.23	\$300.00	\$0.00	\$0.00	\$111,348.23	\$0.00	\$111,348.23
973 Cross Country	\$123.13	\$0.00	\$0.00	\$0.00	\$123.13	\$0.00	\$123.13
977 Soccer	\$50.66	\$0.00	\$0.00	\$0.00	\$50.66	\$0.00	\$50.66
986 Counselors' Special Fund	\$639.88	\$0.00	\$0.00	\$0.00	\$639.88	\$0.00	\$639.88
990 Yearbook	\$17,625.41	\$495.00	\$0.00	\$180.66	\$17,939.75	\$450.00	\$17,489.75
993 Academic Team	\$140.00	\$0.00	\$0.00	\$0.00	\$140.00	\$0.00	\$140.00
995 Homeless Student Assistance	\$618.54	\$0.00	\$0.00	\$0.00	\$618.54	\$0.00	\$618.54
996 Bruin Logo	\$20,249.37	\$833.68	\$0.00	\$0.00	\$21,083.05	\$0.00	\$21,083.05
Total	\$973,628.34	\$65,750.01	\$0.00	\$63,396.45	\$975,981.90	\$137,513.24	\$838,468.66

Bartlesville Public Schools
Encumbrance Register
06-2024 BEA L/P RANCH HEIGHTS

PO No	Date	Vendor	Description	Amount
10	12/01/2025	SLIGAR MECHANICAL	MAINT/018/WILSON	6,200.00
11	12/01/2025	DWAYNE EUGENE HILL	MAINT/018/MAINT	4,172.00
Report Total:				\$10,372.00

Bartlesville Public Schools
Encumbrance Register
08-2025 BPS LEASE PURCHASE TECHNOLOGY

PO No	Date	Vendor	Description	Amount
23	11/19/2025	CHICKASAW TELECOM, INC.	TECH-RLTD-SPLYS-019/TECH/ESC	4,054.07
24	12/09/2025	DAVENPORT GROUP INC	TECH-RLTD-SPLYS-019/TECH/ESC	37,817.29
25	12/09/2025	CDW LLC	TECH-RLTD-SPLYS-019/TECH/ESC	85,544.00
26	12/09/2025	CDW LLC	TECH-RLTD-SPLYS-019/TECH/ESC	188,349.00
27	12/10/2025	CDW LLC	TECH-RLTD-SPLYS-019/TECH/ESC	2,728.64
Report Total:				\$318,493.00