

Agenda of Special Meeting

The Board of Trustees Seguin ISD

A Special Meeting of the Board of Trustees of Seguin ISD will be held July 12, 2023, beginning at 6:30 PM in the Board Room, 1221 E Kingsbury, Seguin, TX 78155.

The subjects to be discussed or considered or upon which any formal action may be taken are as listed below. Items do not have to be taken in the order shown on this meeting notice.

1. **Call to Order**

- A. Establish Quorum
- B. Announcement that this meeting of the Seguin Independent School District has been duly called and that notice of this meeting has been posted in accordance with the Texas Open Meetings Act, Section 551.043 of the Texas Government Code.
- C. Pledges to the United States Flag and Texas Flag. Moment of silence.

2. **Audience with the Board**

The Seguin ISD Board of Trustees designates a time for audience participation at the beginning of each meeting to hear persons who desire to make comments. In accordance with Board Policy BED(Local):

- A. those wishing to speak shall sign up before the meeting begins stating the concern or noting the agenda item they wish to address; audience participation is limited to five minutes; the Board shall not deliberate any subject that is not on the posted agenda.

3. **Information:**

- A. A-F Refresh and “What If” Reports 2

4. **Closed Session:** Board will adjourn into closed session pursuant to the following sections of the Texas Open Meetings Act

- A. Pursuant to Texas Government Code Section § § 551.071, 551.082, and 551.0821, Level Three Parent Complaint and Consultation with legal counsel including possible telephone consultation with legal counsel, as necessary, to address legal concerns, implications, and answer any legal questions regarding the parent complaint or other posted agenda items.

5. **Reconvene to Open Meeting:** Board will take appropriate action on items, if necessary, as discussed in Closed Session

- A. Possible Action on Level Three Parent Complaint

6. **Adjourn**

INFORMATION ITEM: **A-F Refresh and “What If” Reports**

RECOMMENDATION: That the Board receives information on updates to the A-F accountability system, to include the “What If” reports and potential impact of the new accountability rules.

RATIONALE: Updates to the new accountability system, which will go into place in September 2023, will have a significant impact on campus and district ratings.

REFERENCE and COMPLIANCE **Strategic Goal #7 – (SGS Goal) 80% of Seguin ISD students will be enrolled in a campus that is rated A or B by August 2025.**

PAPERWORK IMPACT: None

BUDGET IMPACT/ INFORMATION: None

EXHIBITS: A-F Refresh and “What If” Reports Presentation

RESOURCE PERSONNEL: Cynthia Borden
Director of Federal & State Accountability
Andrea Jaramillo
Deputy Chief of Innovation and Learning

Submitted by: Matthew Gutierrez Date Submitted: 07/12/23
(Signature) _____
(Name) Matthew Gutierrez, Superintendent
(Address) 1221 E. Kingsbury St., Seguin, TX 78155
(Telephone) (830) 401-8614

***A–F* Refresh Template**

District Presentation to School Board

July 12, 2023

Additional *A–F* context

- **Supplemental *A–F* refresh slides include:**
 - Purpose of *A–F* Accountability System
 - *A–F* Design Commitments that Remain Unchanged
 - *A–F* Refresh Changes

[Supplemental *A–F* Refresh Info](#) can be found on the [2023 Accountability Development webpage](#).

Why Refresh the *A-F* System?



According to state law, the purpose of A-F accountability is:

- **to continuously improve student performance**
- **eliminating achievement gaps** based on race, ethnicity, and socioeconomic status
- to ensure this state is a national leader in **preparing students for postsecondary success.**

Improve Student Performance



Eliminate Achievement Gaps



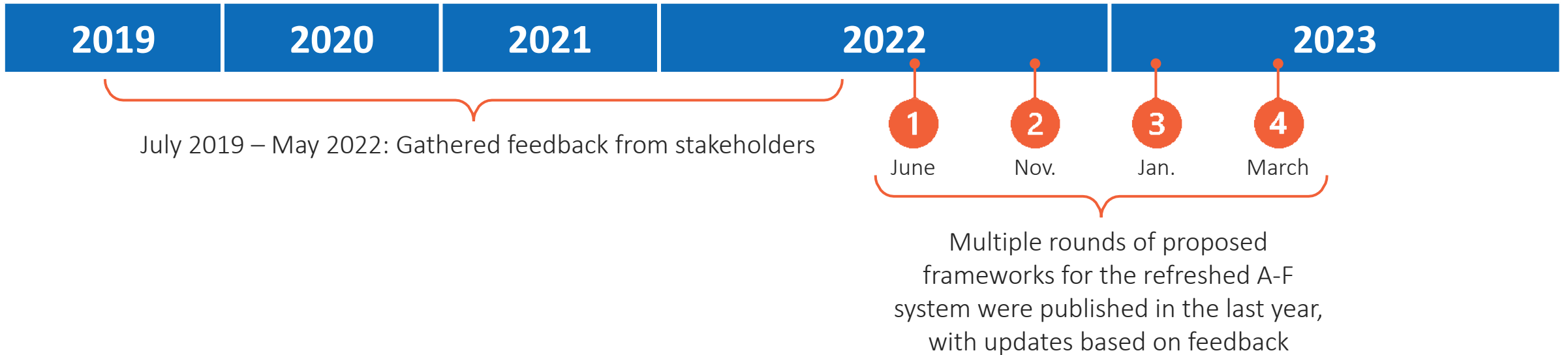
Prepare Students for Postsecondary Success



Fostering a **culture that supports growth** and continuous improvement when this performance information is public is a difficult but **critical task for education leaders.**

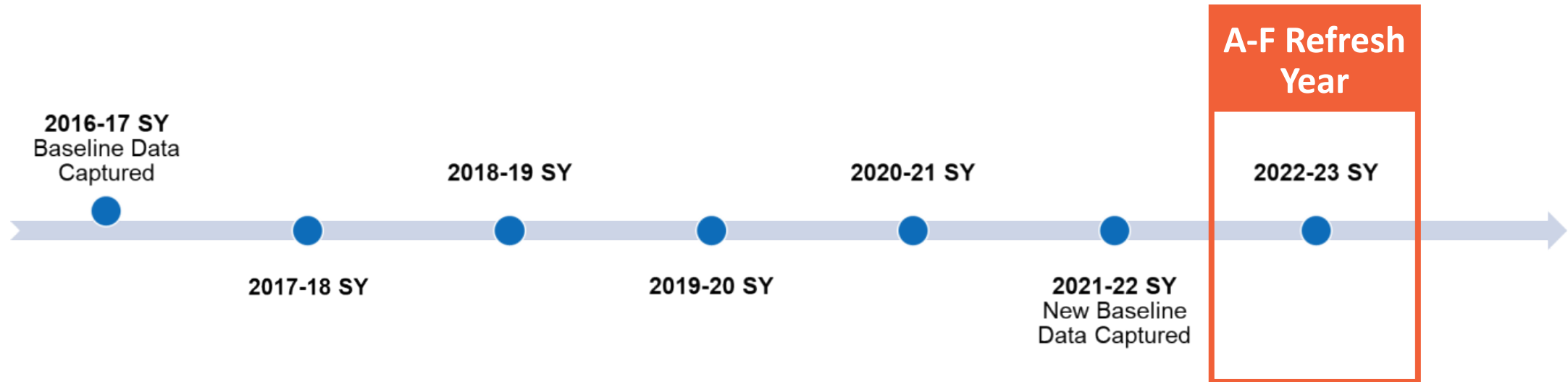


Extensive feedback has been gathered on potential A-F changes



The A-F system has stayed the same during the past 5 years, but statute requires updates to meet goals for students

- To help school leaders reflect on performance improvements, A-F cut points have remained unchanged since launched in 2017.
- But A-F indicators must be updated given statutory requirements guiding the goals of the system. 2023 is the year for those changes.





In December and again in March...

- We reviewed the proposed 2023 Accountability System topic by topic
- For each topic
 - ☐ Is there a proposed change in **calculation**?
 - ☐ Is there a proposed change in **grading** (or scaling)?

2023 accountability – the plan

❖ Review the proposed system topic by topic

1. Domain I – STAAR Performance
2. Domain I – CCMR
3. Domain I – Graduation
4. Domain II-A – Academic Growth
5. Domain II-B – Relative Performance
6. Domain III – Closing the Gaps
7. District-level Accountability (Proportional Weighting)
8. General

❖ For each topic, address the 2 different issues to understand

1. Is there a change in **calculation**? (i.e., how a measure is calculated)
2. Is there a change in **grading** (i.e., how a measure is scaled to an A-F letter grade)



2023 Accountability (as currently proposed)



➤ Summary of changes for campus ratings

Measure/Indicator	Change in Calculation	Change in Grading (Scaling)
STAAR Performance	None	None
CCMR	Minor (cap on the # of students who can be counted as meeting CCMR based solely on a sunseting IBC)	Humongous
Graduation Rate	None	Slightly more rigorous
Academic Growth	New calculation: Annual Growth plus a bonus for HB 4545 success	Re-scaled based on changes in the calculation
Relative Performance	Elem and Middle Schools: No change High Schools: Minor change to calculation of CCMR	Elem and Middle Schools: No change High Schools: each component scaled and then averaged
Domain III	Substantially reconfigured	Re-scaled based on changes in the calculation



2023 Accountability (as currently proposed)

- *So ... how can we best evaluate the impact of these proposed changes?*
- *That's one of the purposes of the 2022 A-F What If reports*

2023 Accountability (as currently proposed)

➤ Summary of changes for campus ratings

Measure/Indicator	Change in Calculation	Change in Grading (Scaling)
STAAR Performance	None	None
CCMR	Minor (cap on the # of students who can be counted as meeting CCMR based solely on a sunseting IBC)	Humongous
Graduation Rate	None	Slightly more rigorous
Academic Growth	New calculation: Annual Growth plus a bonus for HB 4545 success	Re-scaled based on changes in the calculation
Relative Performance	Elem and Middle Schools: No change High Schools: Minor change to calculation of CCMR	Elem and Middle Schools: No change High Schools: each component scaled and then averaged
Domain III	Substantially reconfigured	Re-scaled based on changes in the calculation

What is “What If”?

- 2022 ratings and 2023 ratings are using different methodologies.
- Because of the *A-F* Refresh:
 - SY 2022-23 ratings will be based on a different set of rules than previous *A-F* ratings.
 - 2022 ratings and 2023 ratings cannot be compared side-by-side.
 - It is possible a campus with an *A* rating in 2022 may improve in 2023...
 - ...and yet receive a *B* rating.

It's not a **simple apples-to-apples comparison** this year.

- “What If” ratings are preliminary versions of campus and district ratings using the new *A-F* methodology in order to view 2022 results under the refreshed framework.
- “What If” preliminary ratings ***do not*** replace 2022 ratings. They are another tool to support continuous improvement moving forward.
- The 2023 Accountability Manual is open for public comment until June 20, 2023, so “What If” ratings released on May 31st to districts are ***preliminary***.
- Because they are preliminary, they are being shared with districts directly, and are not yet being publicly published.



- “What If” final versions of campus and district ratings from 2022, using the new A-F methodology will be shared alongside 2023 ratings in Fall 2023.
- This will allow board members, educators, parents and the public to get a sense of whether performance ratings issued in 2023 represent higher, lower, or similar performance as ratings issued in 2022 to support continuous improvement moving forward.

[TXSchools.gov](https://www.txschools.gov) will provide an **apples-to-apples comparison** of ratings under the refreshed cut points & methodology in Fall 2023.

Preview of Preliminary “What If” Ratings

Let’s get familiar with changes to A-F

Preliminary “What If” ratings for Rodriguez Elementary

	2022 Score	What If Score (2022 data & 2023 methodology)	Changes to methodology
Domain 1 Student Achievement	72	72	No change for elementary and middle schools. High schools and K-12s have increased standards for college, career, and military readiness and graduation rates.
Domain 2 Student Progress	92	90	No change in methodology. Continues to be best of Domain 2a and 2b.
Domain 2a Academic Growth	92	90	Updates methodology to capture growth for more students and includes learning acceleration.
Domain 2b Relative Performance	78	78	No change for elementary and middle schools. High school recalculated given recent improvements in college, career, and military readiness.
Best of Domain 1 and Domain 2	92	90	No change in methodology. 70% of overall rating continues to be the best of Domain 1 and 2.
Domain 3 Closing the Gaps	75	85	Includes more students with a minimum size of 10. Moves from a yes/no to a 0-4 methodology to improve differentiation. Tabulations now focus on just the student groups most in need. Aligned with updated long-term targets.
Overall	87	89	If a school has <70 in 3 out of the 4 areas (Domain 1, Doman 2a, Domain 2b, Domain 3), the highest overall they can receive is a 69.*

*This doesn't apply to dropout recovery schools or if Domain 1 is the one area with a score of 70+.

Preliminary “What If” ratings for AJ Briesemeister Middle School

	2022 Score	What If Score (2022 data & 2023 methodology)	Changes to methodology
Domain 1 Student Achievement	56	56	No change for elementary and middle schools. High schools and K-12s have increased standards for college, career, and military readiness and graduation rates.
Domain 2 Student Progress	57	55	No change in methodology. Continues to be best of Domain 2a and 2b.
Domain 2a Academic Growth	57	54	Updates methodology to capture growth for more students and includes learning acceleration.
Domain 2b Relative Performance	55	55	No change for elementary and middle schools. High school recalculated given recent improvements in college, career, and military readiness.
Best of Domain 1 and Domain 2	57	56	No change in methodology. 70% of overall rating continues to be the best of Domain 1 and 2.
Domain 3 Closing the Gaps	65	38	Includes more students with a minimum size of 10. Moves from a yes/no to a 0-4 methodology to improve differentiation. Tabulations now focus on just the student groups most in need. Aligned with updated long-term targets.
Overall	59	51	If a school has <70 in 3 out of the 4 areas (Domain 1, Doman 2a, Domain 2b, Domain 3), the highest overall they can receive is a 69.*

*This doesn't apply to dropout recovery schools or if Domain 1 is the one area with a score of 70+.

Preliminary “What If” ratings for Seguin High School

	2022 Score	What If Score (2022 data & 2023 methodology)	Changes to methodology
Domain 1 Student Achievement	74	64	No change for elementary and middle schools. High schools and K-12s have increased standards for college, career, and military readiness and graduation rates.
Domain 2 Student Progress	72	63	No change in methodology. Continues to be best of Domain 2a and 2b.
Domain 2a Academic Growth	60	59	Updates methodology to capture growth for more students and includes learning acceleration.
Domain 2b Relative Performance	72	63	No change for elementary and middle schools. High school recalculated given recent improvements in college, career, and military readiness.
Best of Domain 1 and Domain 2	74	64	No change in methodology. 70% of overall rating continues to be the best of Domain 1 and 2.
Domain 3 Closing the Gaps	66	47	Includes more students with a minimum size of 10. Moves from a yes/no to a 0-4 methodology to improve differentiation. Tabulations now focus on just the student groups most in need. Aligned with updated long-term targets.
Overall	71	59	If a school has <70 in 3 out of the 4 areas (Domain 1, Domain 2a, Domain 2b, Domain 3), the highest overall they can receive is a 69.*

*This doesn't apply to dropout recovery schools or if Domain 1 is the one area with a score of 70+.

Preliminary “What If” ratings for Seguin ISD

* District ratings are now calculated using a weighted average of campus ratings, as opposed to calculating the district as a single K-12 campus. This increases alignment of district ratings with campus ratings.

Domain Roll-up from Campuses*	2022 Score	What If Score (2022 data & 2023 methodology)	Changes to methodology
Domain 1 Student Achievement	71	65	No change for elementary and middle schools. High schools and K-12s have increased standards for college, career, and military readiness and graduation rates.
Domain 2 Student Progress	70	66	No change in methodology. Continues to be best of Domain 2a and 2b.
Domain 2a Academic Growth	60	63	Updates methodology to capture growth for more students and includes learning acceleration.
Domain 2b Relative Performance	70	66	No change for elementary and middle schools. High school recalculated given recent improvements in college, career, and military readiness.
Best of Domain 1 and Domain 2	71	66	No change in methodology. 70% of overall rating continues to be the best of Domain 1 and 2.
Domain 3 Closing the Gaps	61	53	Includes more students with a minimum size of 10. Moves from a yes/no to a 0-4 methodology to improve differentiation. Tabulations now focus on just the student groups most in need. Aligned with updated long-term targets.
Overall	68	62	If a school has <70 in 3 out of the 4 areas (Domain 1, Doman 2a, Domain 2b, Domain 3), the highest overall they can receive is a 69.*

*This doesn't apply to dropout recovery schools or if Domain 1 is the one area with a score of 70+.

Note: The accountability manual is open for public comment until June 20, so “What If” ratings are *preliminary*.

Campuses	2021-22 Ratings Stay the Same	2021-22 Ratings Decrease	2021-22 Ratings Increase
Number	5924	2467	575
Percentage	66%	28%	6%

Across the state, when viewing preliminary “What If” ratings:

- Applying the A-F Refresh methodology to 2021-22 performance causes some campus ratings to go up, some ratings to go down, and some ratings to remain unchanged.
- 575 campuses would have a **higher preliminary “What If”** rating than their actual 2022 final rating.



- This preliminary "What If" presentation is meant to help inform.
- As a school board, there is nothing you need to do right now.
- When 2023 *A-F* ratings are released to the public in September, as a board member, you should use the *final* "What If" ratings to compare with the 2023 ratings.

Share the Message

It's not a **simple apples-to-apples comparison** this year.

2023 A-F Communications Timeline



TEA's communications about 2023 ratings will include the use of "What If" ratings to communicate growth

- In Fall 2023, TEA will provide comparisons of 2023 ratings to the “What If” version of 2022 ratings, rather than actual 2022 ratings:
 - In the TEA Press Release in September
 - In TEA Communications with members of the media
 - On [TXSchools.gov](https://www.txschools.gov), TEA will show 2023 ratings alongside 2022 “What If” ratings
- Downloadable statewide accountability ratings excel file will also include “What If” ratings.

[TXSchools.gov](https://www.txschools.gov) will provide an **apples-to-apples comparison** of ratings under the refreshed cut points & methodology in Fall 2023.

TEA's communications about 2023 ratings will include the use of "What If" ratings to communicate growth

TXschools.gov FIND SCHOOLS FIND DISTRICTS ANALYTIC TOOLS TexasAssessment.gov EN ESPAÑOL

Learn more about your school or district

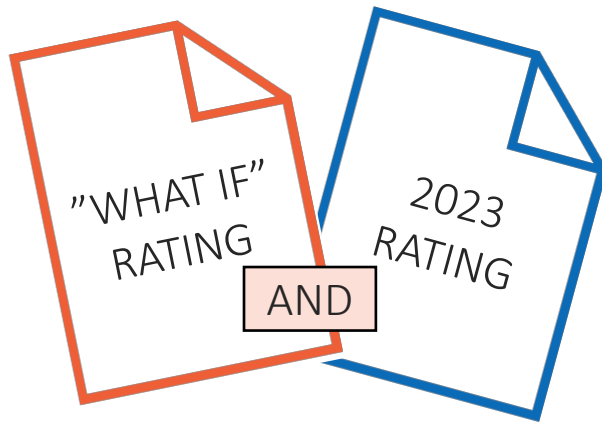
Discover how your school and district are preparing your child for the future.

Search by School or District Name

or

Search by Address, City, or Zip Code

Parent Resources Technical Resources



ACCOUNTABILITY OVERVIEW

Overall Rating

93 out of 100

This measures how much students are learning in each grade and whether or not they are ready for the next grade. It also shows how well a school or district prepares their students for success after high school in college, the workforce, or the military.

[TELL ME MORE](#)

Change Over Time

Accountability Year	Overall Rating	Score
2022-23	A	93
2021-22 What If	A	92
2022-23 ratings are different from previous ratings due to updated standards. 2021-22 What If Ratings apply the new standards to 2021-22 results to help compare 2021-22 to 2022-23.		
2021-22	A	95
2020-21	Not Rated*	N/A
2019-20	Not Rated*	N/A
2018-19	C	77
2017-18	Met Standard	93

*Given the impact of COVID-19, all districts and schools received a label of Not Rated: Declared State of Disaster for their 2019-20 and 2020-21 accountability ratings.

Thank You