

Agenda of Special Meeting

The Board of Trustees Seguin ISD

A Special Meeting of the Board of Trustees of Seguin ISD will be held April 18, 2023, beginning at 6:30 PM in the Board Room, 1221 E Kingsbury, Seguin, TX 78155.

The subjects to be discussed or considered or upon which any formal action may be taken are as listed below. Items do not have to be taken in the order shown on this meeting notice.

1. **Call to Order**

- A. Establish Quorum
- B. Announcement that this meeting of the Seguin Independent School District has been duly called and that notice of this meeting has been posted in accordance with the Texas Open Meetings Act, Section 551.043 of the Texas Government Code.
- C. Pledges to the United States Flag and Texas Flag. Moment of silence.

2. **Audience with the Board**

The Seguin ISD Board of Trustees designates a time for audience participation at the beginning of each meeting to hear persons who desire to make comments. In accordance with Board Policy BED(Local):

- A. those wishing to speak shall sign up before the meeting begins stating the concern or noting the agenda item they wish to address; audience participation is limited to five minutes; the Board shall not deliberate any subject that is not on the posted agenda.

3. **Information:**

- A. Accountability Update 2

4. **Closed Session:** Board will adjourn into closed session pursuant to the following sections of the Texas Open Meetings Act

- A. Pursuant to Texas Government Code Section § 551.071, consultation with legal counsel including possible telephone consultation with legal counsel, as necessary, to address legal concerns, implications, and answer any legal questions regarding posted agenda items.
- B. Pursuant to Texas Government Code Section § 551.074 - Discuss personnel matters, including appointment, employment, evaluation, reassignment, duties, discipline or dismissal of a employee(s).

5. **Action Items:**

- A. Resolution to nominate the Superintendent for the Texas Association of School Boards 2023 Superintendent of the Year 12

6. **Adjourn**

2023 Accountability Update




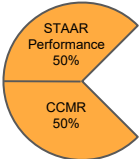
April 18, 2023

2023 Accountability Update

(Same) 70% of Rating

Student Achievement Domain (Domain 1)		
School Type	Component	Weight
Elementary	STAAR	100%
Middle School	STAAR	100%
High School	STAAR	40%
	CCMR	40%
	Graduation	20%

**School Progress
(Domain 2a and 2b)**

Better of the Two		
	Academic Growth (Domain 2a)	Relative Performance (Domain 2b)
Elementary and Middle School		
High School		

**Same BEST of
Domain 1 or Domain 2**

(Same) 30% of Rating

Closing the Gaps (Domain 3)		
Component	ES and MS Weights	HS Weights
Academic Achievement	30%	50%
Academic Growth	50%	
Federal Graduation Rate		10%
EL Proficiency	10%	10%
STAAR Performance	10%	
Federal CCMR		30%

When will we know what the performance levels are?



Reporting Guidelines for Spring 2023 STAAR

Sample Supporting Guidance for Raw Scores

To support accelerated instruction and graduation decision-making before performance levels are available (05/31/23 for STAAR EOC assessments and 08/11/23 for STAAR grades 3–8 assessments), supporting guidance will indicate whether the total raw score earned is likely passing, likely not passing, or in the zone of uncertainty for each test. (Passing = Approaches or higher.)

In addition, images of student responses for each item on the test and the number of points the student received will be available in CRS to assist in planning accelerated instruction activities.

Until the standard-setting process and all quality control processes are completed, performance levels cannot be finalized. Once preliminary or final results with performance levels are available, use of this guidance will no longer be needed, and school systems should use the performance level information to inform decision-making for each student.

Raw Score	Preliminary Performance Level
1	Likely did not pass
2	Likely did not pass
3	Likely did not pass
4	Likely did not pass
5	Likely did not pass
6	Likely did not pass
7	Zone of uncertainty
8	Zone of uncertainty
9	Zone of uncertainty
10	Zone of uncertainty
11	Zone of uncertainty

Summer 2023
Sep 2023

Final 2023
Accountability Manual published.

Accountability ratings released. TXSchools.gov revised to caveat comparisons between 2022 and 2023.

Until the standard-setting process and all quality control processes are completed, performance levels cannot be finalized. Once preliminary or final results with performance levels are available, use of this guidance will no longer be needed, and school systems should use the performance level information to inform decision-making for each student.⁵

19	Likely passed
20	Likely passed

GROWTH summary

3 new terms

- ANNUAL Growth



- ACCELERATED Growth



- ACADEMIC Growth



Annual Growth Transitional Table								Annual Growth
Previous Year	Current Year						TOTAL	
	Did not meet LOW	Did not meet HIGH	App LOW	App HIGH	Meets	Masters		
Did not meet LOW	0	1	1	1	1	1		
Did not meet HIGH	0	1/2	1	1	1	1		
Approaches LOW	0	0	1/2	1	1	1		
Approaches HIGH	0	0	0	1/2	1	1		
Meets	0	0	0	0	1	1		
Masters	0	0	0	0	0	1		
Total with Previous STAAR data								
Annual Growth Points								
	Assessments	Points						
No Points	0	0						
One-Half Point	0	0						
One Point	0	0						
TOTAL	0	0						
Percentage of students who grew at least one year								
Annual Growth %	0	#DIV/0!						
Accelerated Learning Growth Points								Accelerated Growth
Previous Year	Current Year				TOTAL			
	Did not meet	Approaches	Meets	Masters				
Did not meet	0	1	1	1				
Accelerated Learning Points								
	Assessments	Points						
No Points	0	0						
One Point	0	0						
TOTAL	0	0						
Percentage of successfully accelerated students								
Accelerated Learning %	0	#DIV/0!						
Domain 2A - School Progress, PART A: Academic Growth								
Annual Growth Points Earned	0							
Accelerated Learning Bonus Points Earned	0	times 0.25	0					
Sum Annual Growth Points plus Accelerated Learning Bonus Points	0							
Total Assessments for ANNUAL Growth	0							
School Progress, PART A: Academic Growth Raw Score	#DIV/0!							
School Progress, PART A: Academic Growth CONVERTED SCORE								
School Progress Part A: Score Cut Points								
Rating	ES	MS	HS	AEA				
A	85	85	85	80				
B	76	72	76	68				
C	69	65	69	58				
D	64	60	64	47				
**Table shows RAW cut scores for Domain 1 - STAAR Performance								
Domain 2A - Academic GROWTH (Annual growth + accelerated growth)								

ANNUAL Growth

Annual Growth Transitional Table							
Previous Year	Current Year						TOTAL
	Did not meet LOW	Did not meet HIGH	App LOW	App HIGH	Meets	Masters	
Did not meet LOW	0	1	1	1	1	1	
Did not meet HIGH	0	1/2	1	1	1	1	
Approaches LOW	0	0	1/2	1	1	1	
Approaches HIGH	0	0	0	1/2	1	1	
Meets	0	0	0	0	1	1	
Masters	0	0	0	0	0	1	
Total with Previous STAAR data							

Annual Growth Points		
	Assessments	Points
No Points	0	0
One-Half Point	0	0
One Point	0	0
TOTAL	0	0
Percentage of students who grew at least one year		
Annual Growth %	0	#DIV/0!

New Transition Table

Accelerated Growth

Accelerated Learning Growth Points					
Previous Year	Current Year				
	Did not meet	Approaches	Meets	Masters	TOTAL
Did not meet	0	1	1	1	

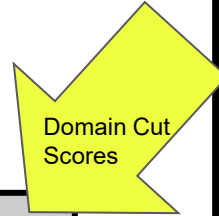
Accelerated Learning Points		
	Assessments	Points
No Points	0	0
One Point	0	0
TOTAL	0	0

Percentage of successfully accelerated students		
	0	
Accelerated Learning %	0	#DIV/0!



=
**Academic
 Growth**

Domain 2A - School Progress, PART A: Academic Growth			
Annual Growth Points Earned			0
Accelerated Learning Bonus Points Earned	0	times 0.25	0
Sum Annual Growth Points plus Accelerated Learning Bonus Points			0
Total Assessments for ANNUAL Growth			0
School Progress, PART A: Academic Growth Raw Score			#DIV/0!
School Progress, PART A: Academic Growth CONVERTED SCORE			



**Domain 2A -
 Academic
 GROWTH**
 (annual growth +
 accelerated
 growth)

School Progress Part A: Score Cut Points				
Rating	ES	MS	HS	AEA
A	85	85	85	80
B	76	72	76	68
C	69	65	69	58
D	64	60	64	47

**Table shows RAW cut scores



Possible Growth Categories

PREVIOUS STAAR to Benchmark
Low DNM to Low DNM
Low DNM to High DNM
Low DNM to Low Approaches
Low DNM to High Approaches
Low DNM to Meets
Low DNM to Masters
High DNM to Low DNM
High DNM to High DNM
High DNM to Low Approaches
High DNM to High Approaches
High DNM to Meets
High DNM to Masters

PREVIOUS STAAR to Benchmark
Low Approaches to Low DNM
Low Approaches to High DNM
Low Approaches to Low Approaches
Low Approaches to High Approaches
Low Approaches to Meets
Low Approaches to Masters
High Approaches to Low DNM
High Approaches to High DNM
High Approaches to Low Approaches
High Approaches to High Approaches
High Approaches to Meets
High Approaches to Masters

PREVIOUS STAAR to Benchmark
Meets to Low DNM
Meets to High DNM
Meets to Low Approaches
Meets to High Approaches
Meets to Meets
Meets to Masters
Masters to Low DNM
Masters to High DNM
Masters to Low Approaches
Masters to High Approaches
Masters to Meets
Masters to Masters

Relative Performance - Domain 2b

School Progress, Part B: Relative Performance

There are no changes proposed for the Relative Performance domain methodology.

- Elementary/Middle Schools
 - A–F cut points remain unchanged from 2017 to account for the impact of COVID-19 and the upcoming STAAR redesign.
- High Schools/K–12s
 - STAAR
 - A–F cut points calculated based on 2017 data to account for the impact of COVID-19 and the upcoming STAAR redesign.
 - CCMR
 - A–F cut points and scaling table for CCMR is calculated based on baseline data (Class of 2021 CCMR and school year 2022 economically disadvantaged data sets) and to reflect the impact of any differences in the CCMR indicators (e.g., the sunseting IBC limit).
 - For high schools with STAAR and CCMR data, scaled scores are calculated for both parts and then averaged.



ACTION ITEM: **Resolution to nominate the Superintendent for the Texas Association of School Boards 2023 Superintendent of the Year**

RECOMMENDATION: Recommend that the Board of Trustees approve the TASB Superintendent of the Year resolution for exemplary and visionary leadership toward improving student performance in our schools.

RATIONALE: The approved resolution is a required component of the Superintendent of the Year nomination packet.


REFERENCE and COMPLIANCE: N/A

PAPERWORK IMPACT: No significant impact.

BUDGET IMPACT/ INFORMATION: No significant impact.

EXHIBITS: Board Resolution

RESOURCE PERSONNEL: Sean Hoffmann, Chief Communications Officer

Submitted by:  Date Submitted: 04/18/23
 (Signature) Dr. Matthew Gutierrez, Superintendent
 (Name) 1221 E. Kingsbury St., Seguin, TX 78155
 (Address) (830) 401-8614
 (Telephone)

Resolution

Texas Association of School Boards Superintendent of the Year

The _____ Independent School District Board
on this date, _____, resolved to
nominate _____, Superintendent of Schools,
for his/her exemplary and visionary leadership toward improving student
performance in our schools.

_____	_____
_____	_____
_____	_____
_____	_____

School Board President

(Note: You may add more personalized resolution language, but it is not necessary for this part of the SOTY process. Individual trustees also should sign the resolution.)