

## **Agenda**

1. MEETING CALL TO ORDER
  1. Reading of Public Meeting Notice
    1. Open Meetings Act
  2. Roll Call
  3. Consent Agenda
    1. Additions/Deletions and Agenda Approval
    2. Consider Minutes of Previous Meeting(s) and Their Approval
    3. Consider Current Bills and Their Approval
    4. Consider Activity Accounts and Treasurer's Report
  4. Introduction of Guests; Invite Comments
2. OLD BUSINESS
3. NEW BUSINESS
  1. FCCLA PRESENTATION
  2. CONSIDER ADOPTION OF THE 2018-2019 BUDGET
  3. CONSIDER APPROVAL OF THE 2017-2018 TAX REQUEST RESOLUTION
  4. RECEIVE INFORMATION OF ACT RESULTS
  5. REVIEW CURRENT ENROLLMENT
  6. NATIONAL SCHOOL BOARDS ASSOCIATION CONFERENCE
  7. CONSIDER APPROVAL OF 6000 POLICY SECTION INCLUDING: 6001 SCHOOL ORGANIZATION; 6002 SCHOOL CALENDAR; 6003 INSTRUCTIONAL PROGRAM; 6004 CURRICULUM DEVELOPMENT; 6005 ACADEMIC CREDITS AND GRADUATION; 6006 COMMENCEMENT CEREMONY; 6007 SENIOR RECOGNITION; 6008 CLASS RANK; 6009 GRADE PLACEMENT AND ACADEMIC CREDITS OF TRANSFER STUDENTS; 6010 SPECIAL EDUCATION; 6011 FIRE INSTRUCTION AND PREVENTION; 6012 FLAG DISPLAY AND PATRIOTIC OBSERVATIONS; 6013 TEACHING CONTROVERSIAL ISSUES; 6014 SCHOOL ATTENDANCE ON DAYS OF SCHEDULED ACTIVITIES; 6015 SUMMER SCHOOL; 6016 HOMEBOUND AND OFF-CAMPUS INSTRUCTION; 6017 HOMEWORK; 6018 GRADES; 6020 MULTICULTURAL EDUCATION; 6021 DISTRICT CRITERIA FOR SELECTING EVALUATORS TO BE USED FOR SPECIAL EDUCATION EVALUATION AND VERIFICATION AND INDEPENDENT EDUCATIONAL EVALUATIONS; 6025 STUDENT CELL PHONE AND OTHER ELECTRONIC DEVICES; 6026 EMERGENCY DISMISSAL; 6027 FIELD TRIPS; 6028 THE EXTRACURRICULAR ACTIVITIES PROGRAM; 6029 ACTIVITY TRIPS; 6030 PUBLIC APPEARANCES OF SCHOOL GR
  8. 50TH ANNIVERSARY PLANNING COMMITTEE
  9. STUDENT AND STAFF RECOGNITION
  10. BOARD MEMBER REPORTS

11. ADMINISTRATOR'S REPORTS  
4. ADJOURN

# CENTENNIAL PUBLIC SCHOOL

1301 Centennial Avenue  
P.O. Box 187  
Utica, NE 68456-0187  
402-534-2321  
FAX 402-534-2291

Tim DeWaard  
Superintendent  
402-534-2291

Colin Bargaen  
Secondary Principal

Dean Davis  
Activities Director

Marni Parrack  
Elementary Principal

Bob Fish  
Counselor

## CENTENNIAL BOARD OF EDUCATION REGULAR MEETING August 10, 2017

Notice of meeting was published in York News Times on July 27, 2017.

Meeting was called to order at 8:10 p.m. with five board members present. Avery arrived at 8:15 p.m. Administrators present were Mr. DeWaard and Mr. Bargaen.

In lieu of dissent, the consent agenda was accepted as presented.

Motion made by Cast, seconded by Heine, to approve 2016-2017 amended budget with a change in the bond fund due to refunding of bonds as presented. Members polled: Avery, for; Cast, for; Heine, for; Paxson, for; Richters, for; Tonniges, for. Motion carried 6-0.

Mr. DeWaard announced the NASB Area Membership Meeting.

The teacher assignments were presented for the 2017-2018 school year.

Motion made by Heine, seconded by Paxson, to approve the extra duty assignments as presented. Members polled: Avery, for; Cast, for; Heine, for; Paxson, for; Richters, for; Tonniges, for. Motion carried 6-0.

Motion made by Tonniges, seconded by Avery, to approve the course for horizontal movement for Ms. Miller. Members polled: Avery, for; Cast, for; Heine, for; Paxson, for; Richters, for; Tonniges, for. Motion carried 6-0.

Motion made by Heine, seconded by Cast, to approve Policy 3012, School Meal Program and Meal Charges. Members polled: Avery, for; Cast, for; Heine, for; Paxson, for; Richters, for; Tonniges, for. Motion carried 6-0.

Reviewed 6000 Policy section

Heard budget review.

Discussion held on 50<sup>th</sup> Anniversary Planning Committee.

Heard Board Member reports

Heard Administrator's report.

Meeting adjourned at 9:59 p.m.

Douglas Tonniges, Secretary  
Centennial Board of Education

TD:mr

# CENTENNIAL PUBLIC SCHOOL

1301 Centennial Avenue  
P.O. Box 187  
Utica, NE 68456-0187  
402-534-2321  
FAX 402-534-2291

Tim DeWaard  
Superintendent  
402-534-2291

Colin Borgen  
Secondary Principal

Dean Davis  
Activities Director

Marni Parrack  
Elementary Principal

Bob Fish  
Counselor

## CENTENNIAL BOARD OF EDUCATION Budget Hearing August 10, 2017

Notice of special meeting was published in the York News Times on August 4, 2017.

Meeting was called to order at 8:00 p.m. with five board members present. Avery was absent. Administrators present were Mr. DeWaard and Mr. Borgen.

The purpose of the meeting was to present the proposed amended 2016-2017 budget.

Meeting adjourned at 8:09 p.m.

Douglas Tonniges, Secretary  
Centennial Board of Education

DT:mr

# CENTENNIAL PUBLIC SCHOOL

1301 Centennial Avenue  
P.O. Box 187  
Utica, NE 68456-0187  
402-534-2321  
FAX 402-534-2291

Tim DeWaard  
Superintendent  
402-534-2291

Colin Bargaen  
Secondary Principal

Dean Davis  
Activities Director

Marni Parrack  
Elementary Principal

Bob Fish  
Counselor

## CENTENNIAL BOARD OF EDUCATION

Special Meeting  
August 30, 2017

Notice of special meeting was published in the York News Times on August 19, 2017.

Meeting was called to order at 8:00 p.m. with four board members present. Cast and Tonniges were absent. Administrator present was Mr. DeWaard.

Motion made by Avery, seconded by Heine, to approve payment of current bills. Members polled: Avery, for; Cast, absent; Heine, for; Paxson, for; Richters, for; Tonniges, absent. Motion carried 4-0-2 absent.

A budget work session was held.

Meeting adjourned at 9:31 p.m.

Timothy DeWaard, Acting Secretary  
Centennial Board of Education

TD:mr

**Board Report for Newspaper**  
**SEPTEMBER 2017**

<u>Vendor Name</u>	<u>Vendor Description</u>	<u>Amount</u>
ALLIED 100	SUPPLIES	796.00
AMAZON.COM	TEXTBOOKS	350.60
APPLE TEXTBOOKS	SUPPLIES	1,040.45
AUTO VALUE PARTS STORES	PARTS/SUPPLIES	1,132.75
B.E. PUBLISHING	SUPPLIES	1,033.85
BEAVER HARDWARE	PARTS	826.09
BEYOND PLAY	TEXTBOOKS	405.45
BLACK HILLS ENERGY	FUEL	584.15
BMI EDUCATIONAL SERVICES	TEXTBOOKS	460.58
BREITKREUTZ, JESSICA	REIMBURSEMENT	239.60
BUSS, JANICE	REIMBURSEMENT	184.00
CAPITOL ONE COMMERCIAL	SUPPLIES	893.96
CAROLINA BIOLOGICAL SUPPLY	SUPPLIES/TEXTBOOKS	791.30
CENTENNIAL ACTIVITY FUND	DISTRICT REIMBURSEMENT	17,904.20
CENTRAL NEBRASKA REHABILITATION SERVICES	PHYSICAL THERAPY	3,625.05
CENTRAL VALLEY AG	FUEL	2,898.35
CHANNING BETE COMPANY	SUPPLIES	407.66
CORNHUSKER CLEANING SYSTEMS, INC	TIRES/PARTS	65.26
CORNHUSKER INT. TRUCKS INC	EQUIP/MAIN	999.58
CULLIGAN OF CRETE	SUPPLIES	158.00
DAS STATE ACCOUNTING	TELEPHONE	234.93
DAVID CITY PUBLIC SCHOOLS	PSYCH SERVICES	4,757.23
DELUXE CLEANERS, INC.	DRY CLEANING	333.00
DEMCO INC	SUPPLIES	43.42
DEWAARD, JAN	SERVICES	90.00
DICKEY, SUSAN	REIMBURSEMENT	32.85
EASY TIME CLOCK, INC	FEES	27.75
EBSCO INDUSTRIES INC	SOFTWARE	1,040.92
EDUCATION DESIGN SOLUTIONS	SOFTWARE	680.00
EDUCATIONAL INNOVATIONS	SUPPLIES/EQUIPMENT	110.77
ELDRIDGE PLAYS & MUSICALS	SUPPLIES	35.75
ESU #6	CONTRACTED SERVICES/SUPPLIES	2,700.00
FASTENAL COMPANY	SUPPLIES	1,019.31
FLINN SCIENTIFIC	SUPPLIES	1,419.22
FOLLETT LIBRARY RESOURCES	SUPPLIES	2,827.49
FULL COMPASS SYSTEMS, LTD	FURNITURE/EQUIPMENT	1,619.11
GOPHER	EQUIP	2,371.05
GYNZY	LICENSE	497.50
HENRY, SHANNON	CONTRACTED SERVICES	7,588.33
HOUGHTON MIFFLIN HARCOURT	SUPPLIES/TEXTBOOKS	1,688.84
INSECT LORE	SUPPLIES	49.89
J.W. PEPPER & SON, INC	SHEET MUSIC	287.23
JORGENSEN, CRYSTAL	REIMBURSEMENT	59.95
JUST NEBULIZERS	SUPPLIES	134.80
KONICA MINOLTA BUSINESS SOLUTIONS	EQUIP MAIN	1,822.77

**Board Report for Newspaper**  
**SEPTEMBER 2017**

<u>Vendor Name</u>	<u>Vendor Description</u>	<u>Amount</u>
KSB SCHOOL LAW	LEGAL SERVICE	2,670.60
LAKESHORE	SUPPLIES/TEXTBOOKS	3,052.02
LEARNING A-Z	SOFTWARE	94.95
LEARNING FORWARD NEBRASKA	DUES	25.00
LEGO EDUCATION	SUPPLIES	417.25
LIFELINE AUDIO VIDEO TECHNOLOGIES	SUPPLIES	152.00
MACKIN EDUCATIONAL RESOURCES	SUPPLIES	2,920.12
MATHESON TRI-GAS INC	SUPPLIES	270.08
MCGRAW-HILL SCHOOL EDUCATION	TEXTBOOKS	8,579.19
MOORE MEDICAL LLC	SUPPLIES	154.31
MOVING MINDS	SUPPLIES	513.51
MULTI-HEALTH SYSTEMS, INC	SUPPLIES	367.20
MUSIC IN MOTION	SUPPLIES	341.83
NACIA	STAFF DEV	15.00
NAEIR	FREIGHT	38.59
NANTKES, JENNIFER	CONTRACTED SERVICES	799.68
NASB	FEES	504.00
NASCD	REGISTRATSION FEE	40.00
NASCO	SUPPLIES	232.68
NCS PEARSON INC	SUPPLIES	36,262.63
NCSA REGION 1	STAFF DEV	50.00
NEBRASKA CENTRAL EQUIPMENT, INC	SUPPLIES	45.81
NEBRASKA LABOR LAW POSTER SERVICE	SUPPLIES	79.50
NEBRASKA SAFETY CENTER	OTHER EXP	1,125.00
NORRIS PUBLIC POWER DISTRICT	ELECTRICTY	11,404.40
NOVEL IDEAS, INC	TEXTBOOKS	598.75
OLSEN SAFETY EQUIPMENT COMPANY	SUPPLIES	155.10
OPTIMA, INC	SUPPLIES	158.89
ORIENTAL TRADING COMPANY	SUPPLIES	504.10
ORTMEIER, MARK	REIMBURSETMENT	34.57
PAC N SAVE	FOOD/SUPPLIES	11.45
PAPER TIGER SHREDDING	SERVICES	270.60
PAYFLEX	FEES	118.80
PIONEER PUB CO	SUPPLIES	320.39
PITSCO	SUPPLIES	31.50
PIXEL PRESS TECHNOLOGY, LLC	SUPPLIES	272.50
PLANK ROAD PUBLISHING	SUPPLIES	132.45
POTTER REPAIR	REPAIRS	2,019.91
PRESTO-X CO	EXT FEE	176.89
QUILT BASKET, THE	SUPPLIES	1,198.00
REALLY GOOD STUFF	SUPPLIES	1,446.03
RECYCLING ENTERPRISES OF NE, INC	RECYCLING	40.00
REFLECTIVE IMAGE MANUFACTURING CORP.	TIRES/PARTS	45.79
RESOURCES FOR EDUCATORS	SUPPLIES	229.00
SCHLEGELMILCH PLUMBING & WELL SERVICE INC	MAINTENANCE	197.00
SCHOOL HEALTH CORPORATION	MEDICAL	162.77
SEWARD COUNTY INDEPENDENT	PERIODICALS/ADV/PRINTING	70.00

**Board Report for Newspaper**  
**SEPTEMBER 2017**

<u>Vendor Name</u>	<u>Vendor Description</u>	<u>Amount</u>	
SHORT BOOKS, THE	SUPPLIES	726.27	
SLACK AUTO SUPPLY	PARTS	74.26	
SMITH, ABBY	REIMBURSEMENT	39.37	
ST. PJ SUPPLY, INC	EQUIP	183.20	
SUDRLA, PATTY	CONTRACTED SERVICES	1,728.85	
SUPPLYWORKS	SUPPLIES	1,271.66	
SUPREME SCHOOL SUPPLY	SUPPLIES	139.93	
SWEETWATER	SUPPLIES	160.00	
TAYLOR MUSIC, INC	SUPPLIES	89.95	
TEACHER DIRECT	SUPPLIES	1,309.87	
TEACHER'S DISCOVERY	SUPPLIES	637.84	
TEACHING STRATEGIES, LLC	TEXTBOOKS	766.50	
TECH ED CONCEPTS INC	TEXTBOOKS	1,089.75	
TREND ENTERPRISES	SUPPLIES	80.05	
TRUCK CENTER COMPANIES	PARTS	992.25	
UTICA PARTS & SERVICE	REPAIRS	319.38	
VERIZON WIRELESS	CELL PHONE	242.58	
WALMART COMMUNITY/RFCSLLC	SUPPLIES	79.26	
WASTE CONNECTIONS OF NE	TRASH REMOVAL	4,419.03	
WEST MUSIC	SUPPLIES	47.94	
WESTERN PSYCHOLOGICAL SERVICES	SUPPLIES	613.80	
WILLIAM V. MACGILL & CO	SUPPLIES	145.48	
WINDSTREAM	TELEPHONE	856.80	
YORK NEWS TIMES	ADV/PRINTING	805.88	
YORK PRINTING COMPANY	SUPPLIES/PRINTING	136.00	
ZAHOUREK SYSTEMS INC		1,841.97	
ZANER-BLOSER	TEXTBOOKS/SUPPLIES	1,477.33	
			<b>Fund Total: 164,894.03</b>
			<b>Checking Account Total: 164,894.03</b>

**BUILDING FUND**

Centennial Activity Fund	\$ 96.96
Decker Equipment	252.77
Faller Landscape	<u>1,852.20</u>
Total	\$2,201.93

CENTENNIAL ELEMENTARY ACTIVITY ACCOUNT

Aug-17

ACCOUNT	May-17 BALANCE	RECEIPTS	DISBURSEMENTS	Aug-17 BALANCE
BOOKS	\$194.60			\$194.60
BOXTOPS	\$3,633.69			\$3,633.69
PICTURES	\$1,461.67			\$1,461.67
GENERAL	\$4,867.45	\$88.65	\$134.81	\$4,821.29
BACKPACK	\$10,967.72	\$5,000.00	\$9.46	\$15,958.26
READING CLASSIC				
TOTAL	\$21,125.13	\$5,088.65	\$144.27	\$26,069.51

Elementary Activity Bank Balance: \$26,117.37

Outstanding Checks: \$47.86

Balance: \$26,069.51

Elementary Activity Savings Account \$2,966.11

Interest on Activity Savings Account \$1.50

Other

Total in Savings: \$2,967.61

August 31, 2017

	Aug. 1 Balance	Received	Expenditures	Sept. 1 Balance
ART	\$4.09			\$4.09
ATHLETICS	\$21,033.00	\$1,785.59	\$23,578.37	-\$759.78
BAND TRIP	\$10,415.09			\$10,415.09
BOOSTER CLUB	\$150.00	\$15,700.00	\$15,850.00	\$0.00
BOYS BASKETBALL	\$3,330.48		\$1,642.40	\$1,688.08
BRONCO STORE	\$1,170.81	\$0.88		\$1,171.69
C CLUB	\$419.02			\$419.02
CLASS '14	\$0.00			\$0.00
CLASS '17	\$28.03			\$28.03
CLASS '18	\$1,853.46			\$1,853.46
CLASS '19	\$2,857.14			\$2,857.14
CLASS '20	\$454.60			\$454.60
CONC. MAN.	\$0.00			\$0.00
CONCESSIONS	\$42,790.64	\$20.00	\$2,852.82	\$39,957.82
CROSS COUNTRY	\$140.53	\$740.00		\$880.53
DANCE TEAM	\$2,423.68	\$1,738.12	\$795.08	\$3,366.72
DIST. EVENTS	\$6,596.91			\$6,596.91
DRAMA	\$9,373.20			\$9,373.20
FBLA	\$2,059.40		\$290.67	\$1,768.73
FCA	-\$39.95			-\$39.95
FCCLA	\$1,876.42		\$307.82	\$1,568.60
DISTRICT 2 FCCLA	\$0.00			\$0.00
FFA	\$5,866.81	\$125.00	\$336.97	\$5,654.84
FOOTBALL	\$2,195.99	\$3,620.00	\$905.76	\$4,910.23
GENERAL	\$8,497.36	\$55,307.82	\$58,508.75	\$5,296.43
GIRLS BASKETBALL	\$970.45	\$450.00	\$44.02	\$1,376.43
GOLF	\$10.22			\$10.22
INSTR.	-\$3,437.27	\$205.60	\$200.00	-\$3,431.67
JH GIRLS B-BALL	\$1,813.70			\$1,813.70
JH YEARBOOK	-\$52.77			-\$52.77
LIBRARY	\$815.43	\$15.00		\$830.43
MAT GIRL	\$374.72			\$374.72
NHS	\$40.10			\$40.10
ONE ACT	-\$25.54			-\$25.54
SCIENCE	\$390.81			\$390.81
SHOP/TECH	\$2,025.68			\$2,025.68
SHOW CHOIR	\$1,434.13		\$843.07	\$591.06
SOFTBALL	\$1,242.64	\$735.00	\$267.46	\$1,710.18
SPANISH CLUB	\$0.00			\$0.00
SPEECH	-\$402.50			-\$402.50
ST. COUN.	-\$137.13			-\$137.13
STUDENT FEES	\$0.00			\$0.00
TRACK	\$289.23			\$289.23
VOCAL	-\$2,411.96		\$408.21	-\$2,820.17
VOLLEYBALL	\$2,866.36	\$7,542.00	\$1,133.64	\$9,274.72
WRESTLING	\$1,132.50		\$50.21	\$1,082.29
WT. ROOM	\$5,692.66	\$700.00		\$6,392.66
YEARBOOK	-\$22,450.46	\$1,580.00	\$3,202.23	-\$24,072.69
	\$113,677.71	\$90,265.01	\$111,217.48	\$92,725.24

CENTENNIAL BANK BALANCE \$117,853.41  
 OUTSTANDING CHECKS \$25,128.17  
 OUTSTANDING DEPOSITS

Total \$92,725.24

Year To Date

	Sept. 1, 2016 Balance	Received	Expenditures	YTD Balance
ART	\$4.09	\$0.00	\$0.00	\$4.09
ATHLETICS	-\$18,854.94	\$99,579.93	\$81,484.77	-\$759.78
BAND TRIP	\$7,360.68	\$8,945.76	\$5,891.35	\$10,415.09
BOOSTER CLUB	\$11,000.00	\$25,000.00	\$36,000.00	\$0.00
BOYS BASKETBALL	\$19.84	\$9,288.66	\$7,620.42	\$1,688.08
BRONCO STORE	\$1,878.83	\$2,990.94	\$3,698.08	\$1,171.69
C CLUB	\$419.02	\$0.00	\$0.00	\$419.02
CLASS '14	\$1,115.46	\$0.00	\$1,115.46	\$0.00
CLASS '17	\$1,140.06	\$768.00	\$1,880.03	\$28.03
CLASS '18	\$3,513.29	\$1,823.05	\$3,482.88	\$1,853.46
CLASS '19	\$0.00	\$5,090.89	\$2,233.75	\$2,857.14
CLASS '20	\$0.00	\$454.60	\$0.00	\$454.60
CONC. MAN,	\$188.08	\$3,738.69	\$3,926.77	\$0.00
CONCESSIONS	\$34,469.60	\$47,989.32	\$42,501.10	\$39,957.82
CROSS COUNTRY	\$450.30	\$760.00	\$329.77	\$880.53
DANCE TEAM	\$1,776.24	\$6,010.02	\$4,419.54	\$3,366.72
DIST. EVENTS	\$6,168.69	\$15,309.00	\$14,880.78	\$6,596.91
DRAMA	\$7,720.49	\$3,724.70	\$2,071.99	\$9,373.20
FBLA	\$1,001.24	\$15,316.82	\$14,549.33	\$1,768.73
FCA	-\$39.95	\$0.00	\$0.00	-\$39.95
FCCLA	\$2,797.73	\$4,589.51	\$5,818.64	\$1,568.60
DISTRICT 2 FCCLA	\$113.89	\$585.00	\$698.89	\$0.00
FFA	\$10,901.15	\$31,120.61	\$36,366.92	\$5,654.84
FOOTBALL	\$4,969.84	\$5,698.00	\$5,757.61	\$4,910.23
GENERAL	\$59,024.71	\$844,817.12	\$898,545.40	\$5,296.43
GIRLS BASKETBALL	\$419.48	\$2,322.00	\$1,365.05	\$1,376.43
GOLF	\$10.22	\$0.00	\$0.00	\$10.22
INSTR	-\$1,792.46	\$3,540.80	\$5,180.01	-\$3,431.67
JH GIRLS B-BALL	\$1,819.70	\$601.50	\$607.50	\$1,813.70
JH YEARBOOK	-\$52.77	\$0.00	\$0.00	-\$52.77
LIBRARY	\$761.58	\$632.27	\$563.42	\$830.43
MAT GIRL	\$1,700.43	\$150.00	\$1,475.71	\$374.72
NHS	\$40.10	\$0.00	\$0.00	\$40.10
ONE ACT	-\$25.54	\$0.00	\$0.00	-\$25.54
SCIENCE	\$390.81	\$0.00	\$0.00	\$390.81
SHOP/TECH	\$1,925.68	\$100.00	\$0.00	\$2,025.68
SHOW CHOIR	-\$598.67	\$3,722.67	\$2,532.94	\$591.06
SOFTBALL	\$5,679.24	\$1,653.00	\$5,622.06	\$1,710.18
SPANISH CLUB	\$0.00	\$0.00	\$0.00	\$0.00
SPEECH	-\$458.14	\$421.47	\$365.83	-\$402.50
ST. COUN.	-\$503.24	\$3,689.86	\$3,323.75	-\$137.13
STUDENT FEES	\$0.00	\$0.00	\$0.00	\$0.00
TRACK	\$250.50	\$1,235.00	\$1,196.27	\$289.23
VOCAL	-\$2,496.01	\$5,298.32	\$5,622.48	-\$2,820.17
VOLLEYBALL	\$13,534.24	\$10,574.31	\$14,833.83	\$9,274.72
WRESTLING	\$1,394.93	\$4,549.87	\$4,862.51	\$1,082.29
WT. ROOM	\$3,392.66	\$3,000.00	\$0.00	\$6,392.66
YEARBOOK	-\$21,707.11	\$8,888.96	\$11,254.54	-\$24,072.69
	\$140,823.97	\$1,183,980.65	\$1,232,079.38	\$92,725.24
			Total	\$92,725.24

September 2017  
August Bank Statement

CENTENNIAL PUBLIC SCHOOL INVESTMENTS

FUND	BANK	TYPE OF INVESTMENT	INT. RATE AMOUNT	INT.REC
Lunch Fund	First Bank of Utica	Checking 180000	\$29,822.86	
		Total	\$29,822.86	
Depreciation Fund	Farmers & Merchants	MMA 436 949	\$141,599.47	\$18.54
		Total	\$141,599.47	
Unemployment Ins.	Cornerstone Bank	Certificate 613277	\$54,307.22	
	Cornerstone Bank	MMA 81190	\$10,813.23	\$2.07
		Total	\$65,120.45	
Building Fund	First Bank of Utica	Checking 18 064 6	\$452,528.97	\$206.17
		Qualified Cap Bond 180554	\$6,891.87	\$7.96
		Total	\$459,420.84	
General Fund	Farmers & Merchants	MMA 436 436	\$92,955.21	\$11.84
	Farmers & Merchants	CD 71455 24mo	\$124,714.88	\$0.00
	Farmers & Merchants	19 mo 2-2016	\$121,518.16	
	First Bank of Utica	CD16282	\$123,761.94	\$264.59
	Cornerstone Bank	MMA 300079871	\$56,394.63	\$10.81
	Cornerstone Bank	CD 613277 36mo 02/17/2020	\$132,354.07	\$0.00
	Cornerstone Bank	CD 71241 16 mo 12/05/2017	\$131,824.05	
	York State, Gresham	MMA 1027291	\$55,691.12	\$6.38
	York State, Gresham	CD 5204	\$193,018.68	\$0.00
	York State, Gresham	CD 5215	\$130,332.10	
	First Bank of Utica	PayFlex Acct	\$17,040.84	
		Total	\$1,179,605.68	\$293.62
	First Bank of Utica	Checking 180505	\$415,869.55	\$110.55
		Total Invested All Accounts Combined	\$415,869.55	
		Total Invested	\$2,291,438.85	

Total amount invested at Farmers & Merchants ..... \$480,787.72  
 Total amount invested at First Bank of Utica ..... \$1,045,916.03  
 Total amount invested at Cornerstone Bank, Waco ..... \$385,693.20  
 Total amount invested at York State, Gresham ..... \$379,041.90  
 Total Invested \$2,291,438.85

**2017/2018 TAX REQUEST RESOLUTION  
FOR  
SEWARD COUNTY SCHOOL DISTRICT 80-0567**

WHEREAS, public notice was given at least four days in advance of a Special Public Hearing called for the purpose of discussing and approving or modifying the District's Tax Requests for the 2017/2018 school fiscal year for the General Fund, Bond Fund, Special Building Fund, and Qualified Capital Purpose Undertaking Fund of Seward County School District 80-0567; and,

WHEREAS, such Special Public Hearing was held before the Board of Education (hereinafter "the Board") of Seward County School District 80-0567 (hereinafter "the District") at the time, date, and place announced in the notice published in a newspaper of general circulation, a copy of which notice and proof of publication of which is attached hereto as Exhibit A, all as required by law; and,

WHEREAS, the Board provided an opportunity to receive comment, information and evidence from persons in attendance at such Special Hearing; and,

WHEREAS, the Board, after having reviewed the District's Tax Requests for each said fund, and after public consideration of the matter, has determined that the Final Tax Requests as listed below are necessary in order to carry out the functions of the District, as determined by the Board for the 2017/2018 school fiscal year.

NOW BE IT THEREFORE RESOLVED that (1) the Tax Request for the General Fund should be, and hereby is set at \$6,257,826.09; (2) the Tax Request for the Bond Fund should be, and hereby is set at \$826,262.62; and (3) the Tax Request for the Special Building Fund should be, and hereby is set at \$505,050.50; (4) the Tax Request for the Qualified Capital Purpose Undertaking Fund should be and hereby is set at \$227,272.73.

It is so moved by \_\_\_\_\_ and seconded by \_\_\_\_\_ this 11th day of September, 2017.

Roll Call vote as follows:

Mark Avery	YES	NO
Doug Cast	YES	NO
Wayne Heine	YES	NO
Larry Paxson	YES	NO
Jason Richters	YES	NO
Doug Tonniges	YES	NO

The undersigned herewith certifies, as Secretary of the Board of Education of Seward County School District 80-0567, that the above Resolution was duly adopted by a majority of said Board at a duly constituted public meeting of said Board.

---

Doug Tonniges, Secretary

September 07, 2017  
Code: 287572

SUPERINTENDENT  
CENTENNIAL SCHOOL DIST 67R  
PO BOX 187  
UTICA, NE 68456



094290216



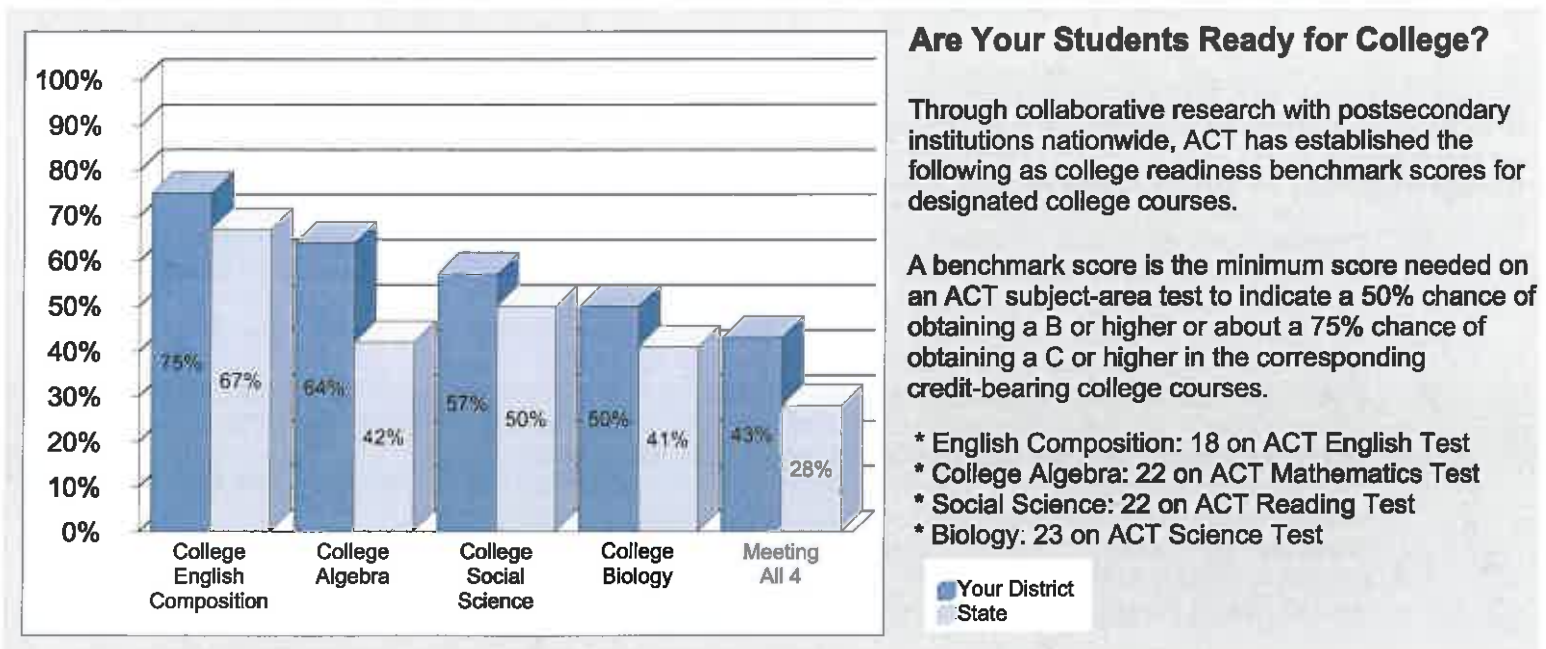
011062110

This report reflects the achievement of your graduates on the ACT over time and an indication of the extent to which they are prepared for college-level work. The ACT consists of curriculum-based tests of educational development in English, mathematics, reading, and science designed to measure the skills needed for success in first-year college coursework. Table 1 shows the five-year trend of your ACT-tested graduates. Beginning with the 2013 Graduating Class, all students whose scores are college reportable, both standard and extended time tests, are included in this report.

**Table 1: Five Year Trends - Average ACT Scores**

Grad Year	Total Tested		English		Mathematics		Reading		Science		Composite	
	District	State	District	State	District	State	District	State	District	State	District	State
2013	20	17,745	21.7	21.1	22.9	21.1	22.1	21.8	21.1	21.5	22.0	21.5
2014	24	17,768	25.1	21.3	23.8	21.1	23.7	22.0	23.8	21.7	24.3	21.7
2015	28	18,347	21.1	21.1	21.8	21.0	21.4	21.9	21.2	21.6	21.6	21.5
2016	21	18,598	21.2	20.9	21.6	20.8	22.7	21.8	21.6	21.5	22.0	21.4
2017	28	18,993	23.0	20.9	22.4	20.9	23.0	21.9	22.1	21.5	22.6	21.4

**Figure 1. Percent of ACT-Tested Students Ready for College-Level Coursework**



### Are Your Students Ready for College?

Through collaborative research with postsecondary institutions nationwide, ACT has established the following as college readiness benchmark scores for designated college courses.

A benchmark score is the minimum score needed on an ACT subject-area test to indicate a 50% chance of obtaining a B or higher or about a 75% chance of obtaining a C or higher in the corresponding credit-bearing college courses.

- \* English Composition: 18 on ACT English Test
- \* College Algebra: 22 on ACT Mathematics Test
- \* Social Science: 22 on ACT Reading Test
- \* Biology: 23 on ACT Science Test

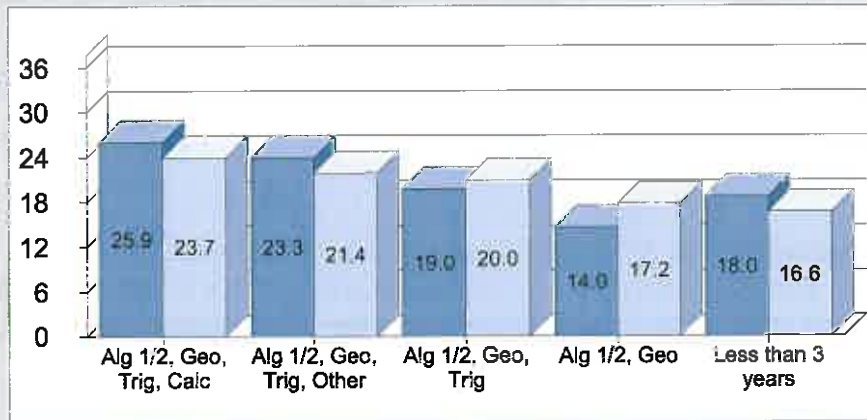
■ Your District  
■ State

A High School College Readiness Letter has been sent to the Principal of each high school with at least one ACT-tested graduate.

College Readiness Letter for:  
**CENTENNIAL SCHOOL DIST 67R**

ACT Research has shown that it is the rigor of coursework - rather than simply the number of core courses - that has the greatest impact on ACT performance and college readiness. Figures 2 and 3 report the value added by increasingly rigorous coursework in mathematics and science respectively.

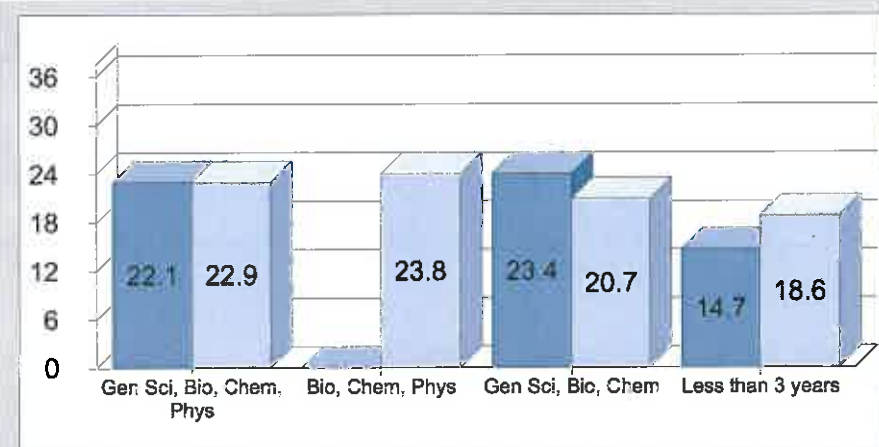
**Figure 2. Average ACT Mathematics Scores by Course Sequence**



**Value Added by Mathematics Courses**

Students who take Algebra 1, Algebra 2, and Geometry typically achieve higher ACT Mathematics scores than students who take less than three years of mathematics. In addition, students who take more advanced mathematics courses substantially increase their ACT Mathematics score.

**Figure 3. Average ACT Science Scores by Course Sequence**



**Value Added by Science Courses**

Students taking Biology and Chemistry in combination with Physics typically achieve higher ACT Science scores than students taking less than three years of science courses.

In order to ensure that all students are ready for college, an overview of vital action steps is provided.

**College Readiness for All: An Action Plan for Schools and Districts**

- 1. Create a Common Focus.** Establish collaborative partnerships with local and state postsecondary institutions to come to a shared understanding of what students need to know for college readiness. Use ACT's College Readiness Benchmarks as a common language to define readiness.
- 2. Establish High Expectations for All.** Create a school culture that identifies and communicates the need for all students to meet or exceed College Readiness Benchmark Scores.
- 3. Require a Rigorous Curriculum.** Review and evaluate the rigor and alignment of courses offered and required in your school in English, mathematics, and science to ensure that the foundational skills leading to readiness for college-level work are taught, reaffirmed, and articulated across courses.
- 4. Provide Student Counseling.** Engage all students in early college and career awareness, help them to set high aspirations, and ensure that they plan a rigorous high school coursework program.
- 5. Measure and Evaluate Progress.** Monitor and measure every student's progress early and often using college readiness assessments like ACT Aspire and the ACT. Make timely interventions with those students who are not making adequate progress in meeting College Readiness Benchmarks.

To learn more about these recommended action steps and ACT programs that will help improve college readiness for your students, contact ACT Customer Service at 319-337-1365 or [customerservices@act.org](mailto:customerservices@act.org).

**Secondary Principal's Report**  
**September 11, 2017**

1. **Safety Update:** Bus evacuation and fire drills have been performed and are current...
2. **P/T Conferences:** Conferences are scheduled for 9/20 & 9/27...
3. **School year is off to a good start & Bronco Week is upon us...**

## SUPERINTENDENT'S REPORT

September 11, 2017

1. The NASB Area Membership Meeting will be held in York at the Holthus Center on September 13th beginning at 5:00 p.m. with dinner to follow. Registration begins at 4:30 p.m. We need to talk about transportation.
2. It's time to start planning for the NASB State Conference in Omaha. Pre-conference sessions will be held on Wednesday, November 15<sup>th</sup> while the conference runs on Thursday and Friday, November 16<sup>th</sup> & 17<sup>th</sup>. Room reservations cannot be made until you are registered for the conference. Registration opens on September 13<sup>th</sup> and room reservations may be placed at 10:00 a.m. September 25<sup>th</sup>. Please try to clear your calendars to make this conference. It is one of the best conferences of the year.
3. The Concession Stand and Restrooms at the Football Field was a great addition. The first game went well and I heard some nice comments.

## Elementary Principal's Report

Marni Parrack

September 8, 2017

1. The school year is off to a great start!
2. Round 1 MAP testing are all completed, thanks to everyone for help in completing this.
3. 5th Grade attended the Kindness Retreat hosted in Dorchester sponsored by ESU #6.
4. Centennial is again partnering with Seward County and the Truancy Program for those students who show excessive absenteeism.
5. Our partnership with Jones Bank kicked off on September 7. We currently have 78 students enrolled 1st-6th grade to participate in the program. Yesterday we had Jones Bank Representatives, Seward Chamber of Commerce, and UNL Economics Department here for the ribbon cutting.
6. Farm Safety Day will be held for the elementary students on Friday, September 22.
7. Enrollment as of 9/12/2016
  - Preschool 3s: 24
  - Preschool 4s: 19
  - Kindergarten: 32
  - 1st Grade: 29
  - 2nd Grade: 29
  - 3rd Grade: 18
  - 4th Grade: 32
  - 5th Grade: 27
  - 6th Grade: 35

Total Enrollment: PreK-6 - 245 (233 last year)

Total Enrollment: K-6 - 202 (192 last year)