

Board of Education Meeting Agenda
Monday, November 4, 2019 6:30 PM
Bellevue Public Schools Welcome Center
2600 Arboretum Drive
Bellevue, NE 68005

A. Routine Business

1. Call to Order
Board President

2. Roll Call
Board Secretary

3. Open Meetings Law
Board President

The Bellevue Board of Education abides by the Nebraska Open Meetings Law. A copy of the law is posted on the wall of our Board room.

4. Pledge of Allegiance
Board President

B. Consent Agenda
Board President

Administrative Recommendation: The information in sections B and E were sent to all members of the Board of Education for review. The administration recommends approval by consent of the items in section B of the agenda identified with an asterisk and receipt of the information and proposals in section E identified with an asterisk.

1. *Approval of Minutes
Board Secretary

Administrative Recommendation: Approve the Minutes of the October 7, 2019, Board of Education meeting.

2. *Treasurer's Report
Susan Brooks

Administrative Recommendation: Acknowledge receipt of the Treasurer's Report for October, 2019.

3. *Payment of Claims
Jeff Rippe

Administrative Recommendation: Approve the payment of claims totaling \$2,825,634.24.

4. *Election of New Teachers
Sharra Smith

Administrative Recommendation: that (1) Heather Norton be elected to the certified staff for the 2019-20 school year effective January 6, 2020 subject to her release from any contractual agreements with other school districts.

C. Action Items

1. Line of Credit Reauthorization
Susan Brooks

As part of the annual budget, a \$5 million line of credit has been included to mitigate cash flow concerns due to the timing of tax payments. Each year, the line of credit must be reauthorized, the current line of credit with Great Western bank matures on December 15, 2019.

Administration's Recommendation: Approve a resolution to renew our \$5 million line of credit with Great Western Bank.

2. Bond Project Update
Jeff Rippe

The Board will receive an update and requests for approvals on bond projects.

- a. Bond Oversight Committee
Oversight Committee Member

A member of the Bond Oversight Committee will provide a report to the Board.

- b. Bellevue West Partial Roof Replacement
Ralph Gladbach
The administration will ask the Board to approve GP Architecture to prepare the RFP and solicit bids for the partial roof replacement at Bellevue West.

- c. Chiller Purchase
Greg Boettger
At the September, 2019 Board meeting it was approved for GP Architecture to prepare the RFP and solicit bids for the installation of the new chiller. Tonight the Board will be asked to approve the bid from Trane in the amount of \$215,000 for the purchase of the new chillers for Fairview and Two Springs.

D. Commendations

E. Information Items

1. Staffing Report
Sharra Smith
The administration will give an update on the 2019-2020 staffing report.

2. District Student Achievement Report
Laurie Hanna
The administration annually updates the Board regarding district student achievement as measured by various assessments and indicators. Tonight's update will include the district's 2018-19 NSCAS ELA, Math Science State Assessment results for grades 3-8, the 2018-19 NSCAS ACT results for ELA, Math and Science for grade 11, the 2018-19 AQuESTT accountability report, and the Class of 2019 ACT Graduate Report.

3. AdvancED Engagement Review
Laurie Hanna
The administrator will give an overview of the upcoming AdvancED Engagement Review.

4. Parent/Student/Teacher Conferences Report
Brad Stueve
Parent/Student/Teacher Conferences were held in each school the week of October 14-17, 2019. The following indicates the average attendance of parents and students at each level:

	Parents	Students
Elementary	95%	81%
Middle School	63%	55%
High School	32.5%	26%

In conjunction with conferences, many buildings offer other activities for parents. These include Book Fairs, PowerSchool and Schoology assistance, other outside resources include Boys Town, Munroe Meyer Institute, Offutt School Liaison Officer, Project Harmony, Bellevue Public Library, Bannister's Leadership Academy, Connection Counselor, and Nebraska Total Care.

5. School Climate Transformation Grant

Robert Moore

Tonight the Board will receive an update on the School Climate Transformation Grant the district received in October.

6. Strategic Plan Update

Robert Moore

Tonight the administration will give the Board and update on Priority #5 Allocation of Resources.

7. *Notice of Settlement of Claim

Sharra Smith

Ja'Nathean Duncan asserted a claim for damages arising from injuries he sustained from an incident that occurred in 2013 while Ja'Nathean Duncan was a student in Bellevue Public Schools and a settlement was reached. Release of liability has been executed in exchange for a lump sum settlement of \$250,000 which will be paid by NASB-ALICAP, Bellevue Public Schools' risk liability pool. A copy of the settlement agreement will be available upon request at the meeting.

F. Public Comment Period

Public Comment pertaining to items not otherwise on the Agenda must be submitted to the Secretary of the Board five days prior to the Board meeting. There were no items submitted for Public Comment for this meeting.

G. Board of Education Member Reports on Meetings They Have Attended

Board President

BPS Foundation - Scott Eby and Frank Kumor

MABE - Maureen McNamara

NFUSSD Conference - Jeff Rippe

Other Meetings Attended

H. Future Business

Board President

November 7, BPS Foundation Gala, Beardmore Event Center

November 9, Veterans' Day Parade, 10:00 a.m.

November 18-20, AdvancED Accreditation Visit

November 20-22, NASB/NASA State Education Conference (CHI Health Center -
Downtown Omaha)

November 21, Bond Oversight Committee Meeting, 6:00 p.m., CTE Building

December 9, Board of Education Meeting, Welcome Center, 6:30 p.m.

I. Adjourn

Board President

Adjourn the November 4, 2019 meeting of the Board of Education.

BELLEVUE PUBLIC SCHOOLS
Board of Education Meeting
Bellevue, Nebraska

Official Minutes
October 7, 2019

The Board of Education at Bellevue, Nebraska, met in open and public session at 6:30 p.m. on Monday, October 7, 2019, at Bellevue Public Schools Welcome Center 2600 Arboretum Drive Bellevue, NE 68005.

Notice of the meeting was given in the advance notice thereof by publication in the Bellevue Leader and posting, the designated method of giving notice, a copy of the proof of publication being kept on file with the Board Secretary. All proceedings hereafter shown were taken while the meeting was open to the public.

A. Routine Business

A.1. Call to Order

A.2. Roll Call

Attendance Taken at 6:30 p.m.

Present Board Members:

Sarah Centineo:	Present
Doug Cook:	Present
Scott Eby:	Present
Frank Kumor:	Present
Maureen McNamara:	Present
Nina Wolford:	Present

Also in Attendance:

Jeff Rippe, Superintendent
Col. Dayton, Military Advisor
Staff Members

A.3. Open Meetings Law

President Sarah Centineo noted a copy of the Open Meeting Acts is posted on the wall of the Board room.

A.4. Pledge of Allegiance

President Sarah Centineo led those in attendance in the Pledge of Allegiance.

B. Consent Agenda

Motion Passed: Approved by consent items in section B of the Agenda identified with an asterisk. Passed with a motion by Frank Kumor and a second by Maureen McNamara.

Sarah Centineo:	Yea
Doug Cook:	Yea
Scott Eby:	Yea
Frank Kumor:	Yea
Maureen McNamara:	Yea

Nina Wolford: Yea

B.1. *Approval of Minutes

Approved the Minutes of the September 9, 2019, Board of Education Meeting.

B.2. *Treasurer's Report

Acknowledged receipt of the Treasurer's Report for September, 2019.

B.3. *Payment of Claims

Approved the payment of claims totaling \$3,169,448.46.

B.4. *Release from Contract

(1) Tara Packer be released from her contract effective October 2, 2019 and that (2) Jacqueline Canty be released from her contract effective November 26, 2019 and that (3) Andrea Masek be released from her contract effective December 20, 2019.

C. Action Items

C.1. Bond Financial Summary Review

Susan Brooks, Director of Fiscal Affairs gave an update to the Board on the Bond Financials. At the August 2019, Board meeting it was approved for the district to sale \$10,000,000 in bank qualified bonds. Mrs. Brooks reported the sale of the bonds closed on September 30th. To date the district has sold \$58,915,000 with \$17,085,000 remaining to be sold. A summary of the financials is attached to the meeting agenda.

C.2. Bond Projects Update

C.2.a. Bond Oversight Committee

John Carozza spoke on behalf of the Bond Oversight Committee to give an overview of the September 25th Oversight Committee meeting that was held at Logan Fontenelle. Mr. Carozza shared to save on project manager costs, the district administration is managing projects and soliciting competitive bids that are within their capacity. The Bellevue East HVAC project was completed two months ahead of schedule, with training on maintenance and system operations taking place. An update was given on the new district buses that have been received and the HVAC projects at Birchcrest and Central. Also, AES is compiling a utility report on Betz and Peter Sarpy to analyze the cost savings since installing the new HVAC systems. The Committee concurred all projects that will be presented to the Board were discussed and are within the scope of the bond. Minutes from the September Bond Oversight Committee meeting can be located on the BPS Bond website. The next Committee meeting will be October 17th at the Transportation Building. The November meeting will then be held at the new Career and Technical Education Building.

C.2.b. Bellevue East Pool Equipment Installation

Greg Boettger, Director of Facilities and Technology shared at the September 9th Board meeting the bid from Aqua-Chem was approved for the replacement of the pool filter and UV system purchase for the Bellevue East pool. Tonight Mr. Boettger ask the Board to approve the bid from Ray Martin Company in the amount of \$37,230 for the installation of the equipment, which has already been completed. The deadline for work to be completed was October 1st due to the start of the swim season.

Motion Passed: I move to approve the bid from Ray Martin Company for the installation of the pool filter and UV system at the Bellevue East pool. Passed with a motion by Frank Kumor and a second by Maureen McNamara.

Sarah Centineo: Yea
Doug Cook: Yea
Scott Eby: Yea
Frank Kumor: Yea
Maureen McNamara: Yea
Nina Wolford: Yea

C.2.c. Filter Screen Project

Mr. Boettger explained to the Board what filter screens are and why they are needed on the new VRF units that have been installed at six of the buildings. This will help keep debris out of the units, along with saving the custodians time when cleaning the units. Scott Eby asked if this would effect the warranty, which there will not be any impact. The screens are made specifically for the VRF units. Tonight Mr. Boettger asked the Board to approve the bid from Mechanical Sales Inc. in the amount of \$49,272 for the purchase of the filter screens to protect the units.

Motion Passed: I move to approve the bid from Mechanical Sales Inc. for the purchase of filter screens as needed for buildings throughout the district. Passed with a motion by Frank Kumor and a second by Maureen McNamara.

Sarah Centineo: Yea
Doug Cook: Yea
Scott Eby: Yea
Frank Kumor: Yea
Maureen McNamara: Yea
Nina Wolford: Yea

C.2.d. Career and Technical Education Building Safety/Security

Mr. Boettger asked the Board to approve the bid from Prime Communications in the amount of \$34,256.18 for the install of card access and networking to the Career and Technical Education building. The card access will be the same as what has been installed in other district buildings.

Motion Passed: I move to approve the bids from Prime Communications for the install of card access and networking at the Career and Technical Education building. Passed with a motion by Scott Eby and a second by Nina Wolford.

Sarah Centineo: Yea
Doug Cook: Yea
Scott Eby: Yea
Frank Kumor: Yea
Maureen McNamara: Yea
Nina Wolford: Yea

C.2.e. Bellevue West Elevator Upgrade

Approximately 1 ½ years ago it was brought to the attention of Mr. Boettger by the State Elevator Inspector that the mechanical equipment room for the elevator at Bellevue West needed to be brought up to code. Mr. Boettger has been soliciting bids for new equipment and for the construction needed to make the improvements to the mechanical room. Mr. Boettger shared the elevator itself is safe for students use, it’s the space needed for the mechanical room that needs to be brought up to code. Tonight Mr. Boettger asked the Board to approve the bid from KONE Elevator in the amount of \$73,200 and Trophy Construction in the amount of \$98,575 for the elevator equipment and other construction requirements.

Motion Passed: I move to approve the bid from KONE Elevator and Trophy Construction for the elevator equipment and other construction requirements for the elevator at Bellevue West. Passed with a motion by Frank Kumor and a second by Maureen McNamara.

Sarah Centineo:	Yea
Doug Cook:	Yea
Scott Eby:	Yea
Frank Kumor:	Yea
Maureen McNamara:	Yea
Nina Wolford:	Yea

C.2.f. Peter Sarpy Fire Alarm Replacement

Mr. Boettger explained to the Board the fire alarm system at Peter Sarpy is in need of being brought up to code. So, tonight the Board was asked to approve the bid from General Fire & Sprinkler in the amount of \$48,950 for the upgrades to the fire alarm system at Peter Sarpy.

Motion Passed: I move to approve the bid from General Fire & Safety Equipment for the upgrades to the fire alarm system at Peter Sarpy. Passed with a motion by Maureen McNamara and a second by Scott Eby.

Sarah Centineo:	Yea
Doug Cook:	Yea
Scott Eby:	Yea
Frank Kumor:	Yea
Maureen McNamara:	Yea
Nina Wolford:	Yea

C.2.g. Lied Activity Center Locker Rooms

At the August, 2019 Board meeting Mr. Gladbach explained the challenges on receiving bids for the renovations needed for the pool at the Lied Activity Center. Also, part of the scope of work was for upgrades to the locker rooms. The Board approved the bid from New Wave Pool & Spa Inc. for the renovations to the pool, but this did not include the locker rooms. Tonight, Mr. Boettger asked the Board to approve the bid from Mark VII in the amount of \$27,538 for the upgrades to the locker rooms at the Lied Activity Center. This would include plumbing and new showers. The project is scheduled to be completed prior to the pool reopening so there is minimal impact to patrons and students.

Motion Passed: I move to approve the bid from Mark VII for the locker room upgrades at the Lied Activity Center. Passed with a motion by Nina Wolford and a second by Maureen McNamara.

Doug Cook:	Abstain (Without Conflict)
Sarah Centineo:	Yea
Scott Eby:	Yea
Frank Kumor:	Yea
Maureen McNamara:	Yea
Nina Wolford:	Yea

C.2.h. Bus and White Fleet Bids

Rich Casey, Director of Transportation gave an overview of the buses and white fleet vehicles purchased with bond funds over the last three years. Also, an update was given on the remaining vehicle replacement plan for the district. Tonight the Board gave approval for Mr. Casey to solicit bids for two new Bluebird propane full size buses and white fleet vehicles which include two service trucks, three transit vans, and a box truck that are budgeted for 2020.

Motion Passed: I move to approve the district to solicit bids for the purchase of new buses and white fleet vehicles. Passed with a motion by Scott Eby and a second by Nina Wolford.

Sarah Centineo:	Yea
Doug Cook:	Yea
Scott Eby:	Yea
Frank Kumor:	Yea
Maureen McNamara:	Yea
Nina Wolford:	Yea

D. Commendations

E. Information Items

E.1. Bellevue Chamber of Commerce Award

Dr. Rippe shared the district received the Bellevue Chamber of Commerce Silver Arrow Award. This award is given each year to the most outstanding business or organization in the greater Bellevue area for the exceptional contributions to the economic growth of the Bellevue Community. Dr. Rippe proceeded to thank the School Board and staff for their dedication to our students, school district, and community. Sarah Centineo recognized Dr. Rippe for his leadership, commitment, and support of the district and community.

E.2. Advanced Placement Update

As you recall the district received a 3 year grant from the National Math and Science Initiative in 2018. This program is to ensure students are taking Advanced Placement classes, which are college level classes in math, science, computer science, and English that will prepare them for the future.

Laurie Hanna, Director of Assessment and Accreditation gave the Board an overview of the Course Enrollment Over the Last 5 Years, # of Students Taking Exams, # of AP Exams Taken, # of Students with a Qualifying Score, # of Qualifying Scores and # of AP Scholars.

E.3. NMSI Update

Dr. Jeff Wagner, Principal at Bellevue East and Kevin Rohlfs, Principal at Bellevue West gave an update to the Board on what the district is doing to focus on the progress that is being made with NMSI.

By changing the culture, the staff has embraced the program and has challenged the students to take more rigorous classes, along with the AP exams. There has been a collaborative effort to support students, which has not always been the focus. NMSI also provides three times a year Saturday study sessions for students to attend. This year a pilot is taking place to have the study session online. Dr. Wagner shared an incentive program for students taking the classes, along with a stipend that teachers receive for teaching the class.

Also, Mr. Rohlfs discussed the training that teachers receive, along with the cost of all the programs and the incentive programs that are covered by NMSI. The administrators have attended training as well to collaborate with other districts who have also received the NMSI grant.

E.4. Strategic Plan Update

Amanda Oliver, Director of Communications gave the Board an update on Priority #4 Engaging Our Community of the Strategic Plan. The district continues to research a communication plan that supports the districts efforts and increase opportunities to connect with the community. Ms. Oliver shared a draft of the plan will be shared during the April, 2020 Board meeting.

A few other communication items the district is striving for is to streamline the communication tools that are used by families and staff. Along with engaging families and staff with a yearly communications survey to provide feedback. Ms. Oliver shared the district continues to expand its business and community partnerships to support students.

Lastly, the district will partner with the buildings to increase parent involvement through the PTA/PTSA. Along with continuing to support new and existing military families.

F. Public Comment Period

None

G. Board of Education Member Reports on Meetings They Have Attended

BPS Foundation – Scott Eby reported there was not a meeting in September. Also, Frank Kumor reminded the Board the BPS Foundation Gala will take place on November 7, 2019 at the Beardmore Event Center.

MABE – Maureen McNamara shared the committee held a discussion on district budgeting.

NAFIS Fall Conference – Dr. Rippe reported on the NAFIS Fall Conference he attended in Washington D.C. Updates were given on Impact Aid, along with the voucher program that continues to be watched.

H. Future Business

October 17, Bond Oversight Committee Meeting, 6:00 p.m., Transportation Building

November 4, Board of Education Meeting, Welcome Center, 6:30 p.m.

I. Adjourn

Motion Passed: I move to adjourn the October 7, 2019 meeting of the Board of Education. Passed at 7:36 p.m. with a motion by Maureen McNamara and a second by Scott Eby.

Sarah Centineo:	Yea
Doug Cook:	Yea
Scott Eby:	Yea
Frank Kumor:	Yea
Maureen McNamara:	Yea
Nina Wolford:	Yea

Secretary

**Bellevue Public Schools General Obligation Bonds
Summary as of 10/31/2019**

Bonds Approved by Voters	<u><u>76,000,000.00</u></u>
Bonds Sold	58,915,000.00
Premium Received on Sale of Bonds	<u>7,278,739.70</u>
Gross Proceeds	66,193,739.70
Other Activity:	
Underwriter's Discount (netted against proceeds)	(545,890.00)
Costs of Issuance (expense)	(170,022.50)
Interest Income received	<u>-</u>
Net Funds Received To Date	<u><u>65,477,827.20</u></u>
 Bonds Remaining to be Sold	 <u><u>17,085,000.00</u></u>
 FY19 Activity:	
Beginning Cash Balance as of October 1, 2019	22,593,901.29
Income through October 31, 2019	2,178.27
Expenditures through October 31, 2019	<u>(1,699,139.75)</u>
Ending cash balance on October 31, 2019	<u><u>20,896,939.81</u></u>

**Treasurer's Report
to the
Board of Education**

October, 2019

**BELLEVUE PUBLIC SCHOOLS
Bellevue, Nebraska**

BELLEVUE PUBLIC SCHOOLS

Financial Summary

October 2019

Accounts	Book Balance 09-30-19	Receipts	Expenditures	Book Balance 10-30-19	Funds Invested 10-30-19	Adjusted Balance 10-30-19
General Fund*	15,915,248.98	6,813,153.67	9,196,592.17	13,531,810.48	7,618,144.61	5,913,665.87
District Revolving Account*	58,758.31	45,493.43	29,459.21	74,792.53	-	74,792.53
Special Building Fund*	6,189,461.00	6,194.22	232,057.11	5,963,598.11	5,899,180.09	64,418.02
Social Security & Retirement Fund*	8,265.65	655.29	1,748.78	7,172.16	-	7,172.16
Bond Debt Fund *	262,505.20	15,050.98		277,556.18	-	277,556.18
Bond Projects ICS Fund**	22,593,901.29	2,178.27	1,699,139.75	20,896,939.81	20,896,939.81	0.00
School Lunch Fund*	225,914.57	675,896.53	505,875.71	395,935.39	339,065.59	56,869.80
Severance Leave*	3,728.82		597.08	3,131.74	1,952.29	1,179.45
Severance Service*	770,039.03			770,039.03	768,794.09	1,244.94
General Severance*	1,146,390.74		12,091.77	1,134,298.97	1,043,482.50	90,816.47
Student Fees Fund*	18,285.43	8,005.00		26,290.43	-	26,290.43
Lewis & Clark Activity Fund*	41,823.23	9,293.98	6,913.62	44,203.59	-	44,203.59
Logan Activity Fund****	24,094.58	4,379.53	4,713.35	23,760.76	-	23,760.76
Mission Activity Fund*	10,259.55	-	1,325.17	8,934.38	-	8,934.38
Bellevue East Activity Fund*		77,485.26	38,968.74	38,516.52	-	38,516.52
Bellevue West Activity Fund*	292,877.84	65,564.80	76,598.43	281,844.21	-	281,844.21
District Activity Fund****	638,341.44	24,232.66	38,015.51	624,558.59	106,464.30	518,094.29
Totals	48,201,273.87	7,747,583.62	11,844,096.40	44,104,761.09	36,674,023.28	7,430,737.81

FOOTNOTES: * = Great Western Bank ** = Great Western Bank and Liquid Asset combined for Bond Project Fund **** = American National Bank
 NOTE: Funds are invested assuming some checks will not be submitted to the bank for payment immediately. As a result, the "adjusted book balance" listed above may reflect a negative adjusted book balance.

October, 2019

Percent of Year

16.6%

RECEIPTS

ACCOUNT	ANTICIPATED	Y-T-D RECEIVED 2019-20	Y-T-D RECEIVED 2018-19	Year To Date % Received 2019-20
Cash Reserve	\$ 306,610	\$ -	\$ -	0.00%
Taxes	\$ 33,756,275	\$ 803,150.86	\$ 876,103.50	2.38%
Public Power Sales Tax	\$ 1,140,000	\$ -	\$ -	0.00%
Motor Vehicle Tax	\$ 3,305,000	\$ 595,353.05	\$ 571,500.15	18.01%
Interest	\$ 65,000	\$ 4,391.06	\$ 6,594.90	6.76%
Other Local Receipts	\$ 500,000	\$ 17,240.59	\$ 17,822.17	3.45%
County Fines & Licenses	\$ 240,000	\$ 400.00	\$ 925.00	0.17%
State Aid	\$ 52,618,448	\$ 10,523,690.00	\$ 10,178,586.00	20.00%
Special Ed. Programs	\$ 7,003,217	\$ -	\$ -	0.00%
Special Ed. Transportation	\$ 611,000	\$ -	\$ -	0.00%
High Ability Learners	\$ 60,000	\$ 61,521.00	\$ 57,414.00	102.54%
ProRata Motor Vehicle	\$ 75,000	\$ 10,102.73	\$ 9,660.47	13.47%
State Apportionment	\$ 995,000	\$ -	\$ -	0.00%
PEAK Grant	\$ 73,508	\$ -	\$ -	0.00%
Other State Receipts	\$ 40,000	\$ -	\$ 4,895.89	0.00%
Title I	\$ 1,250,000	\$ -	\$ 19,816.00	0.00%
Title IIA	\$ 225,000	\$ 94,580.00	\$ -	42.04%
Title III	\$ 37,000	\$ -	\$ 13,419.00	0.00%
IDEA	\$ 1,810,722	\$ 830,245.00	\$ -	101.71%
SPED Region 20 Grant	\$ 15,000	\$ 15,257.00	\$ 12,956.00	0.84%
MIPS	\$ 150,000	\$ -	\$ -	0.00%
Med Admin NASB	\$ 150,000	\$ -	\$ -	0.00%
Impact Aid	\$ 3,000,000	\$ 105,005.02	\$ 660,522.46	3.50%
Federal Vocational Ed	\$ 90,000	\$ 99,720.00	\$ 48,085.00	110.80%
Migrant Grant (OPS)	\$ 25,000	\$ -	\$ -	0.00%
Other Federal Source	\$ 590,793	\$ 36,073.67	\$ -	6.11%
ROTC	\$ 145,000	\$ 25,561.70	\$ 27,950.34	17.63%
Services Coordination	\$ 390,000	\$ 63,198.88	\$ 77,858.37	16.20%
Loans	\$ 5,000,000	\$ -	\$ -	0.00%
TOTAL	\$ 113,667,573	\$ 13,285,490.56	\$ 12,584,109.25	11.69%

DISBURSEMENTS

CATEGORY	BUDGET	CURRENT DISBURSED 2019-20	PRIOR YEAR DISBURSED 2018-19	Year To Date % Disbursed 2019-20
Instructional Services	\$ 54,930,812	\$ 9,777,162.14	\$ 9,099,265.43	17.80%
Support Services				
Special Education	\$ 17,914,765	\$ 3,351,013.44	\$ 3,097,302.76	18.71%
Pupil Services	\$ 5,011,802	\$ 917,448.08	\$ 858,821.19	18.31%
Staff Services	\$ 6,093,137	\$ 999,260.46	\$ 785,765.14	16.40%
General Administration	\$ 1,736,435	\$ 276,150.71	\$ 258,945.97	15.90%
School Administration	\$ 5,516,675	\$ 932,775.92	\$ 900,153.75	16.91%
Business	\$ 1,059,131	\$ 153,442.77	\$ 134,854.62	14.49%
Operation of Plant	\$ 8,187,314	\$ 1,432,313.07	\$ 1,392,611.98	17.49%
Maintenance of Plant	\$ 2,624,930	\$ 1,124,300.17	\$ 1,029,026.90	42.83%
Pupil Transportation	\$ 4,598,064	\$ 813,822.24	\$ 778,525.39	17.70%
Debt Services	\$ 5,025,000	\$ -	\$ -	0.00%
Summer School	\$ 969,508	\$ 1,569.13	\$ -	0.16%
TOTAL	\$ 113,667,573	\$ 19,779,258.13	\$ 18,335,273.13	17.40%
REVENUE OVER EXPENSE	\$ -	\$ (6,493,767.57)	\$ (5,751,163.88)	-5.71%

State of Nebraska Disbursement Categories

Instructional Services

Carl Perkins Vocational Innovation Grant
DoDEA Discovery Ed Grant
Early Childhood Instruction
ELL Plan
Flex Funding
High Ability Learners Program
Instructional Substitutes
Migrant Grant
Positive Behavioral Support Grant
Poverty Plan
Regular K-12 Instruction
ReVision Grant
Summer School
Textbook Loan Program
Title I
Title I Accountability
Title I Strategies for Improvement
Title III - Immigrant Aid
Title III - Limited English Proficiency
Title IVA - STEAM/Trauma Grant

Special Education

Contracted Services
Diagnostic Services
Homebased Services
IDEA Programs
Region 20 Grant
School Age Special Education
SCIP Grant
SPED Health Services
SPED Preschool

Pupil Services

Attendance Services
Extra Curricular Programs
Guidance
Health Services
Safety

Staff Services

Assessment
Curriculum & Instruction
Instructional Coaching
Library/Media
Technology
Title IIA Grant

General Administration

Board of Education
Communications
Executive Administration
Personnel

School Administration

Building Secretaries
Principals

Business

District Vehicle Maintenance
Fiscal Affairs

Operation of the Plant

Custodial Services
Trash Collection
Utilities

Maintenance of the Plant

General Liability Insurance
Maintenance and Repairs
Site Maintenance (Grounds)

Transportation

Learning Community Transportation
Regular School Age Transportation
SPED Below Age Five Transportation
SPED School Age Transportation

Debt Service

Loan Principal and Interest

Bellevue Public Schools Building Fund
Oct-19

FUND NAME	BALANCE SEP	RECEIPTS OCT	DISBURSEMENTS OCT	BALANCE OCT
BUILDING FUND	\$ 6,189,461.00	\$ 6,194.22	\$ (232,057.11)	\$ 5,963,598.11
BANK BALANCE	\$ 5,963,598.11			
PLUS O/S DEPOSITS	\$ -			
LESS O/S CHECKS	\$ -			
TOTAL CASH	\$ 5,963,598.11			

Bellevue Public Schools Bond Fund
Oct-19

FUND NAME	BALANCE SEP	RECEIPTS OCT	DISBURSEMENTS OCT	BALANCE OCT
BOND FUND (Debt)	\$ 262,505.20	\$ 15,050.98	\$ -	\$ 277,556.18
BOND PROJECT FUND	\$ 22,593,901.29	\$ 2,178.27	\$ (1,699,139.75)	\$ 20,896,939.81

Lunch Program Income Statement
Oct-19

Revenues:	
Lunch Program	\$ 209,774.57
State & Federal Funding	\$ 441,013.58
Catering	\$ 23,204.12
Vending	\$ 7,466.06
Total Revenues	\$ 681,458.33
Expenses:	
Salaries	\$ 254,372.49
Supplies	\$ 236,309.25
Repairs	\$ 13,171.88
Miscellaneous	\$ 1,962.09
Total Expenses	\$ 505,815.71
Net Income (Loss)	\$ 175,642.62

FUND NAME	BALANCE 9/1/19	RECEIPTS YTD	DISBURSEMENTS YTD	BALANCE 9/30/19
Lunch Fund	\$ 408,907.43	\$ 928,152.92	\$ (935,503.16)	\$ 401,557.19

Bellevue Public Schools Employee Benefit Fund
Oct-19

FUND NAME	BALANCE SEP	RECEIPTS OCT	DISBURSEMENTS OCT	BALANCE OCT
Social Security & Retirement	\$ 8,265.65	\$ 655.29	\$ (1,748.78)	\$ 7,172.16
Severance Leave	\$ 3,728.82	\$ -	\$ (597.08)	\$ 3,131.74
Severance Service	\$ 770,039.03	\$ -	\$ -	\$ 770,039.03
General Severance	\$ 1,146,390.74	\$ -	\$ (12,091.77)	\$ 1,134,298.97
TOTAL	\$ 1,928,424.24	\$ 655.29	\$ (14,437.63)	\$ 1,914,641.90

Bellevue Public Schools Student Fees Fund
Oct-19

FUND NAME	BEGINNING SEP	RECEIPTS OCT	DISBURSEMENTS OCT	ENDING OCT
BELLEVUE EAST HS	\$ 241.43	\$ -	\$ -	\$ 241.43
BELLEVUE WEST HS	\$ 18,044.00	\$ 8,005.00	\$ -	\$ 26,049.00
TOTAL	\$ 18,285.43	\$ 8,005.00	\$ -	\$ 26,290.43

LEWIS & CLARK MIDDLE SCHOOL

General Ledger Report

Financial Report

LEWIS & CLARK ACTIVITY

Activity Accounts

From Date: 10/1/2019
To Date: 10/30/2019

From Acct: 100
To Acct: 470

Acct	Account Name	Beg. Bal.	Recept / JV	Dish / JV	Transfers	End. Bal.	YTD Payables	Work Bal
100	STUDENT AFFAIRS	\$359.73	\$0.00	\$(21.56)	\$0.00	\$338.17	\$0.00	\$338.17
110	STAFF AFFAIRS	\$1,103.52	\$0.00	\$(556.00)	\$0.00	\$547.52	\$0.00	\$547.52
120	FINES	\$1,752.65	\$0.00	\$0.00	\$0.00	\$1,752.65	\$0.00	\$1,752.65
130	FACILITY USE FEES	\$6,639.05	\$2,408.76	\$(105.18)	\$0.00	\$8,942.63	\$0.00	\$8,942.63
140	INTEREST	\$73.49	\$0.00	\$0.00	\$0.00	\$73.49	\$0.00	\$73.49
150	ACTIVITY CARDS	\$0.00	\$0.00	\$0.00	\$0.00	\$0.00	\$0.00	\$0.00
160	MEDIA CENTER	\$100.00	\$0.00	\$0.00	\$0.00	\$100.00	\$0.00	\$100.00
170	SCOUT BREW	\$571.56	\$0.00	\$0.00	\$0.00	\$571.56	\$0.00	\$571.56
180	ROBOTICS	\$409.28	\$0.00	\$0.00	\$0.00	\$409.28	\$0.00	\$409.28
190	DISCOVERY SHOW CHOIR	\$(504.45)	\$0.00	\$0.00	\$0.00	\$(504.45)	\$0.00	\$(504.45)
200	H.A.L.	\$0.00	\$0.00	\$0.00	\$0.00	\$0.00	\$0.00	\$0.00
210	BPS FOUNDATION GRANTS	\$464.31	\$0.00	\$0.00	\$0.00	\$464.31	\$0.00	\$464.31
220	GRANTS	\$3,486.76	\$0.00	\$0.00	\$0.00	\$3,486.76	\$0.00	\$3,486.76
230	NATIONAL HISTORY DAY	\$16.30	\$0.00	\$0.00	\$0.00	\$16.30	\$0.00	\$16.30
240	BPS VOCAL MUSIC	\$146.41	\$0.00	\$0.00	\$0.00	\$146.41	\$0.00	\$146.41
250	BPS BANDS	\$1,551.43	\$0.00	\$0.00	\$0.00	\$1,551.43	\$0.00	\$1,551.43
260	ACADEMIC TEAMS	\$366.75	\$150.00	\$(202.63)	\$0.00	\$314.12	\$0.00	\$314.12
270	ATHLETIC TEAMS	\$6.44	\$94.00	\$0.00	\$0.00	\$100.44	\$0.00	\$100.44
360	SPIRIT CLUB	\$138.88	\$0.00	\$0.00	\$0.00	\$138.88	\$0.00	\$138.88
380	ATHLETICS	\$6,321.90	\$3,650.82	\$(1,124.88)	\$0.00	\$8,847.84	\$0.00	\$8,847.84
400	TEAMMATES	\$279.20	\$0.00	\$0.00	\$0.00	\$279.20	\$0.00	\$279.20
402	NATIONAL JR HONOR SOCIETY	\$2,774.68	\$0.00	\$0.00	\$0.00	\$2,774.68	\$0.00	\$2,774.68
404	STUDENT COUNCIL	\$1,524.23	\$1,167.25	\$(193.48)	\$0.00	\$2,498.00	\$0.00	\$2,498.00
406	CHESS CLUB	\$0.00	\$0.00	\$0.00	\$0.00	\$0.00	\$0.00	\$0.00
408	ART CLUB	\$68.09	\$0.00	\$0.00	\$0.00	\$68.09	\$0.00	\$68.09
410	SERVICE CLUB	\$0.00	\$0.00	\$0.00	\$0.00	\$0.00	\$0.00	\$0.00
412	DRUG FREE CLUB	\$112.65	\$0.00	\$(67.45)	\$0.00	\$45.20	\$0.00	\$45.20
414	INSTRUMENTAL MUSIC	\$612.97	\$0.00	\$0.00	\$0.00	\$612.97	\$0.00	\$612.97
416	VOCAL MUSIC	\$68.96	\$440.00	\$(3,422.10)	\$0.00	\$(2,913.14)	\$0.00	\$(2,913.14)
418	DRAMA CLUB	\$571.77	\$0.00	\$0.00	\$0.00	\$571.77	\$0.00	\$571.77
420	DIVERSITY CLUB	\$0.00	\$0.00	\$0.00	\$0.00	\$0.00	\$0.00	\$0.00
422	BOOK CLUB	\$555.64	\$1,118.40	\$(1,116.31)	\$0.00	\$557.73	\$0.00	\$557.73
424	YEARBOOK	\$7,425.49	\$208.00	\$0.00	\$0.00	\$7,633.49	\$0.00	\$7,633.49
426	BUILDERS CLUB	\$330.01	\$56.75	\$(73.17)	\$0.00	\$313.59	\$0.00	\$313.59
428	HOPE SQUAD	\$202.55	\$0.00	\$0.00	\$0.00	\$202.55	\$0.00	\$202.55
450	WORLD LANGUAGE CLUB	\$174.18	\$0.00	\$0.00	\$0.00	\$174.18	\$0.00	\$174.18
460	SCIENCE CLUB	\$141.05	\$0.00	\$0.00	\$0.00	\$141.05	\$0.00	\$141.05
462	SCIENCE OLYMPIAD	\$0.00	\$0.00	\$0.00	\$0.00	\$0.00	\$0.00	\$0.00
468	MATH CLUB	\$0.00	\$0.00	\$0.00	\$0.00	\$0.00	\$0.00	\$0.00
470	CIRCLE OF FRIENDS	\$3,977.75	\$0.00	\$(30.86)	\$0.00	\$3,946.89	\$0.00	\$3,946.89
Activity Accounts Grand Total		\$41,823.23	\$9,293.98	\$(6,913.62)	\$0.00	\$44,203.59	\$0.00	\$44,203.59

LOGAN FONTENELLE MID SCH

General Ledger Report

Financial Report

LOGAN ACTIVITY

Activity Accounts

From Date: 10/1/2019
To Date: 10/30/2019

From Acct: 100
To Acct: 476

Acct	Account Name	Beg. Bal.	Recpt / JV	Disb / JV	Transfers	End. Bal.	YTD Payables	Work Bal
100	STUDENT AFFAIRS	(\$6,145.64)	\$2,055.00	\$(1,944.50)	\$0.00	(\$6,035.14)	\$0.00	\$(6,035.14)
110	STAFF AFFAIRS	(\$9,240.48)	\$150.00	\$(1,092.42)	\$0.00	(\$10,182.90)	\$0.00	\$(10,182.90)
120	FINES	\$24,459.30	\$847.53	\$0.00	\$0.00	\$25,306.83	\$0.00	\$25,306.83
130	FACILITY USE FEES	\$1,408.60	\$0.00	\$0.00	\$0.00	\$1,408.60	\$0.00	\$1,408.60
140	INTEREST	(\$0.64)	\$0.00	\$0.00	\$0.00	(\$0.64)	\$0.00	\$(0.64)
200	H.A.L.	(\$77.40)	\$0.00	\$0.00	\$0.00	(\$77.40)	\$0.00	\$(77.40)
260	ACADEMIC TEAMS	\$502.90	\$0.00	\$0.00	\$0.00	\$502.90	\$0.00	\$502.90
360	SPIRIT CLUB	\$768.65	\$0.00	\$0.00	\$0.00	\$768.65	\$0.00	\$768.65
400	TEAMMATES	\$2.86	\$0.00	\$0.00	\$0.00	\$2.86	\$0.00	\$2.86
402	NATIONAL JR HONOR SO	(\$505.40)	\$0.00	\$0.00	\$0.00	(\$505.40)	\$0.00	\$(505.40)
404	STUDENT COUNCIL	(\$24.01)	\$0.00	\$0.00	\$0.00	(\$24.01)	\$0.00	\$(24.01)
406	CHESS CLUB	\$0.00	\$0.00	\$0.00	\$0.00	\$0.00	\$0.00	\$0.00
408	ART CLUB	\$155.18	\$0.00	\$0.00	\$0.00	\$155.18	\$0.00	\$155.18
410	SERVICE CLUB	\$541.52	\$0.00	\$0.00	\$0.00	\$541.52	\$0.00	\$541.52
412	DRUG FREE CLUB	(\$433.24)	\$0.00	\$0.00	\$0.00	(\$433.24)	\$0.00	\$(433.24)
414	INSTRUMENTAL MUSIC	\$1,383.69	\$88.00	\$(88.00)	\$0.00	\$1,383.69	\$0.00	\$1,383.69
416	VOCAL MUSIC	\$2,480.62	\$860.00	\$(450.19)	\$0.00	\$2,890.43	\$0.00	\$2,890.43
418	DRAMA CLUB	\$334.25	\$0.00	\$0.00	\$0.00	\$334.25	\$0.00	\$334.25
420	DIVERSITY CLUB	\$148.30	\$189.00	\$(165.83)	\$0.00	\$171.47	\$0.00	\$171.47
424	YEARBOOK	(\$11,967.60)	\$0.00	\$0.00	\$0.00	(\$11,967.60)	\$0.00	\$(11,967.60)
450	WORLD LANGUAGE CLU	\$94.51	\$0.00	\$0.00	\$0.00	\$94.51	\$0.00	\$94.51
460	SCIENCE CLUB	(\$41.48)	\$0.00	\$(19.00)	\$0.00	(\$60.48)	\$0.00	\$(60.48)
462	SCIENCE OLYMPIAD	\$3,387.58	\$0.00	\$0.00	\$0.00	\$3,387.58	\$0.00	\$3,387.58
468	MATH CLUB	(\$13.52)	\$0.00	\$0.00	\$0.00	(\$13.52)	\$0.00	\$(13.52)
469	SKILLS USA	(\$36.46)	\$0.00	\$0.00	\$0.00	(\$36.46)	\$0.00	\$(36.46)
470	ATHLETIC	\$15,405.91	\$190.00	\$(953.41)	\$0.00	\$14,642.50	\$0.00	\$14,642.50
471	BPS FOUNDATION GRANT	\$1,785.32	\$0.00	\$0.00	\$0.00	\$1,785.32	\$0.00	\$1,785.32
472	FAMILY CONSUMER SCIENCE	\$200.00	\$0.00	\$0.00	\$0.00	\$200.00	\$0.00	\$200.00
473	CIRCLE OF FRIENDS	(\$4.45)	\$0.00	\$0.00	\$0.00	(\$4.45)	\$0.00	\$(4.45)
474	GSA	\$71.80	\$0.00	\$0.00	\$0.00	\$71.80	\$0.00	\$71.80
475	Robotics	(\$612.49)	\$0.00	\$0.00	\$0.00	(\$612.49)	\$0.00	\$(612.49)
476	LEADERSHIP ACADEMY	\$66.40	\$0.00	\$0.00	\$0.00	\$66.40	\$0.00	\$66.40
Activity Accounts Grand Total		\$24,094.58	\$4,379.53	\$(4,713.35)	\$0.00	\$23,760.76	\$0.00	\$23,760.76

MISSION MIDDLE SCHOOL

General Ledger Report

Financial Report

MISSION ACTIVITY

Activity Accounts

From Date: 10/1/2019
To Date: 10/30/2019

From Acct: 100
To Acct: 476

Acct	Account Name	Beg. Bal.	Recpt / JV	Disb / JV	Transfers	End. Bal.	YTD Payables	Work Bal
100	STUDENT AFFAIRS	(\$931.39)	\$0.00	\$(673.81)	\$0.00	(\$1,605.20)	\$0.00	\$(1,605.20)
105	STAFF SOCIAL FUNDS	(\$123.27)	\$0.00	\$0.00	\$0.00	(\$123.27)	\$0.00	\$(123.27)
110	STAFF AFFAIRS	\$312.47	\$0.00	\$(337.25)	\$0.00	(\$24.78)	\$0.00	\$(24.78)
120	FINES	(\$221.48)	\$0.00	\$0.00	\$0.00	(\$221.48)	\$0.00	(\$221.48)
130	FACILITY USE FEES	\$165.73	\$0.00	\$0.00	\$0.00	\$165.73	\$0.00	\$165.73
140	INTEREST	\$69.58	\$0.00	\$0.00	\$0.00	\$69.58	\$0.00	\$69.58
200	H.A.L.	\$364.51	\$0.00	\$0.00	\$0.00	\$364.51	\$0.00	\$364.51
210	MISSION 150	\$5,060.61	\$0.00	\$(21.39)	\$0.00	\$5,039.22	\$0.00	\$5,039.22
220	ATHLETICS/GATE	\$2,856.44	\$0.00	\$(292.72)	\$0.00	\$2,563.72	\$0.00	\$2,563.72
260	ACADEMIC TEAMS	\$118.86	\$0.00	\$0.00	\$0.00	\$118.86	\$0.00	\$118.86
360	SPIRIT CLUB	\$321.13	\$0.00	\$0.00	\$0.00	\$321.13	\$0.00	\$321.13
400	TEAMMATES	(\$124.18)	\$0.00	\$0.00	\$0.00	(\$124.18)	\$0.00	(\$124.18)
402	NATIONAL JR HONOR SO	\$0.53	\$0.00	\$0.00	\$0.00	\$0.53	\$0.00	\$0.53
404	STUDENT COUNCIL	\$0.29	\$0.00	\$0.00	\$0.00	\$0.29	\$0.00	\$0.29
406	CHESS CLUB	\$241.19	\$0.00	\$0.00	\$0.00	\$241.19	\$0.00	\$241.19
408	ART CLUB	\$217.12	\$0.00	\$0.00	\$0.00	\$217.12	\$0.00	\$217.12
410	SERVICE CLUB	\$54.40	\$0.00	\$0.00	\$0.00	\$54.40	\$0.00	\$54.40
412	DRUG FREE CLUB	\$355.73	\$0.00	\$0.00	\$0.00	\$355.73	\$0.00	\$355.73
414	INSTRUMENTAL MUSIC	\$78.14	\$0.00	\$0.00	\$0.00	\$78.14	\$0.00	\$78.14
416	VOCAL MUSIC	\$463.00	\$0.00	\$0.00	\$0.00	\$463.00	\$0.00	\$463.00
418	DRAMA CLUB	\$0.02	\$0.00	\$0.00	\$0.00	\$0.02	\$0.00	\$0.02
420	DIVERSITY CLUB	\$1.46	\$0.00	\$0.00	\$0.00	\$1.46	\$0.00	\$1.46
424	YEARBOOK	(\$5,980.82)	\$0.00	\$0.00	\$0.00	(\$5,980.82)	\$0.00	(\$5,980.82)
450	WORLD LANGUAGE CLUB	\$687.36	\$0.00	\$0.00	\$0.00	\$687.36	\$0.00	\$687.36
460	SCIENCE CLUB	\$0.15	\$0.00	\$0.00	\$0.00	\$0.15	\$0.00	\$0.15
462	SCIENCE OLYMPIAD	\$498.39	\$0.00	\$0.00	\$0.00	\$498.39	\$0.00	\$498.39
468	MATH CLUB	\$281.38	\$0.00	\$0.00	\$0.00	\$281.38	\$0.00	\$281.38
470	CIRCLE OF FRIENDS	\$0.00	\$0.00	\$0.00	\$0.00	\$0.00	\$0.00	\$0.00
472	BPS Foundation Grants	\$1,758.45	\$0.00	\$0.00	\$0.00	\$1,758.45	\$0.00	\$1,758.45
474	COUNSELING	\$203.32	\$0.00	\$0.00	\$0.00	\$203.32	\$0.00	\$203.32
476	ROBOTICS CLUB	\$3,530.43	\$0.00	\$0.00	\$0.00	\$3,530.43	\$0.00	\$3,530.43
Activity Accounts Grand Total		\$10,259.55	\$0.00	\$(1,325.17)	\$0.00	\$8,934.38	\$0.00	\$8,934.38

BELLEVUE EAST HIGH SCHOOL

General Ledger Report

Financial Report

EAST HIGH ACTIVITY

Activity Accounts

From Date:	10/1/2019
To Date:	10/30/2019

From Acct:	100
To Acct:	505

Acct	Account Name	Beg. Bal.	Recpt / JV	Disb / JV	Transfers	End. Bal.	YTD Payables	Work Bal
100	STUDENT AFFAIRS	\$14,987.69	\$0.00	\$(546.40)	\$0.00	\$14,441.29	\$0.00	\$14,441.29
110	STAFF AFFAIRS	\$(2,820.15)	\$550.00	\$(1,825.00)	\$0.00	\$(4,095.15)	\$0.00	\$(4,095.15)
120	FINES	\$3,271.19	\$0.00	\$0.00	\$0.00	\$3,271.19	\$0.00	\$3,271.19
130	FACILITY USE FEES	\$1,643.32	\$2,625.00	\$(10,049.01)	(\$250.00)	\$(6,030.69)	\$0.00	\$(6,030.69)
140	INTEREST	\$240.87	\$0.00	\$0.00	\$0.00	\$240.87	\$0.00	\$240.87
150	School Store/Trading Post	\$2,801.63	\$5,305.71	\$(3,595.11)	\$0.00	\$4,512.23	\$0.00	\$4,512.23
160	Activity Fees	\$17,085.00	\$335.00	\$0.00	\$0.00	\$17,420.00	\$0.00	\$17,420.00
170	BPS Foundation Grant	\$7,470.35	\$0.00	\$(570.00)	\$0.00	\$6,900.35	\$0.00	\$6,900.35
210	Freshman Class	\$0.00	\$0.00	\$0.00	\$0.00	\$0.00	\$0.00	\$0.00
220	Sophomore Class	\$441.50	\$404.30	\$0.00	\$0.00	\$845.80	\$0.00	\$845.80
230	Junior Class	\$721.40	\$0.00	\$20.00	\$0.00	\$741.40	\$0.00	\$741.40
240	Senior Class	\$17.13	\$0.00	\$0.00	\$0.00	\$17.13	\$0.00	\$17.13
250	Alumni Class	\$1,583.35	\$0.00	\$0.00	\$0.00	\$1,583.35	\$0.00	\$1,583.35
300	Athletics	\$39,911.98	\$12,751.45	\$(9,660.61)	\$0.00	\$43,002.82	\$0.00	\$43,002.82
310	Athletic Training	\$176.16	\$0.00	\$0.00	\$0.00	\$176.16	\$0.00	\$176.16
320	Athletic Team Sub Accts	\$25,692.64	\$3,548.38	\$(1,818.74)	\$0.00	\$27,422.28	\$0.00	\$27,422.28
340	Cheerleaders	\$(22,067.83)	\$3,644.36	\$0.00	\$0.00	\$(18,423.47)	\$0.00	\$(18,423.47)
400	Teammates	\$66.96	\$0.00	\$0.00	\$0.00	\$66.96	\$0.00	\$66.96
402	National Honor Society	\$839.49	\$1,292.00	\$(73.00)	\$0.00	\$2,058.49	\$0.00	\$2,058.49
404	Student Council	\$20,530.82	\$0.00	\$(781.71)	\$0.00	\$19,749.11	\$0.00	\$19,749.11
406	Strategic Games Club	\$149.02	\$0.00	\$0.00	\$0.00	\$149.02	\$0.00	\$149.02
408	Art Club	\$1,008.03	\$0.00	\$0.00	\$0.00	\$1,008.03	\$0.00	\$1,008.03
410	Key Club	\$(10.93)	\$440.00	\$239.53	\$0.00	\$668.60	\$0.00	\$668.60
412	HOSA	\$1,701.25	\$0.00	\$0.00	\$0.00	\$1,701.25	\$0.00	\$1,701.25
414	Instrumental Music	\$617.49	\$0.00	\$0.00	\$0.00	\$617.49	\$0.00	\$617.49
416	Vocal Music	\$1,644.52	\$20,901.76	\$(456.90)	\$0.00	\$22,089.38	\$0.00	\$22,089.38
418	Drama Club/Thespians	\$62.79	\$0.00	\$(100.00)	\$0.00	\$(37.21)	\$0.00	\$(37.21)
420	GSA	\$42.30	\$0.00	\$0.00	\$0.00	\$42.30	\$0.00	\$42.30
424	Yearbook-Chieftain	\$45,377.27	\$2,384.20	\$(3,015.75)	\$0.00	\$44,745.72	\$0.00	\$44,745.72
426	Publications-Image	\$653.53	\$0.00	\$0.00	\$0.00	\$653.53	\$0.00	\$653.53
428	Newspaper-Tom Tom	\$21,291.23	\$2,199.60	\$(3,015.75)	\$0.00	\$20,475.08	\$0.00	\$20,475.08
430	Play/Musical Productions	\$2,419.11	\$980.00	\$(516.21)	\$0.00	\$2,882.90	\$0.00	\$2,882.90
432	Dance Team/Bellevedettes	\$(13,748.01)	\$1,300.40	\$0.00	\$250.00	\$(12,197.61)	\$0.00	\$(12,197.61)
440	ROTC	\$20,361.31	\$12,673.50	\$(222.93)	\$0.00	\$32,811.88	\$0.00	\$32,811.88
445	Maxwell/ROTC	\$5,845.01	\$0.00	\$(1,102.14)	\$0.00	\$4,742.87	\$0.00	\$4,742.87
452	German Club	\$269.82	\$0.00	\$0.00	\$0.00	\$269.82	\$0.00	\$269.82
454	French Club	\$1,034.22	\$0.00	\$(585.46)	\$0.00	\$448.76	\$0.00	\$448.76
456	Spanish Club	\$181.31	\$54.00	\$(89.76)	\$0.00	\$145.55	\$0.00	\$145.55
458	Latin Club	\$28.40	\$0.00	\$0.00	\$0.00	\$28.40	\$0.00	\$28.40
470	FBLA	\$4,462.63	\$3,916.76	\$(767.16)	\$0.00	\$7,612.23	\$0.00	\$7,612.23
472	DECA	\$(1,851.23)	\$0.00	\$0.00	\$0.00	\$(1,851.23)	\$0.00	\$(1,851.23)
474	FEA	\$(57.84)	\$0.00	\$0.00	\$0.00	\$(57.84)	\$0.00	\$(57.84)
476	Forensics	\$229.44	\$0.00	\$0.00	\$0.00	\$229.44	\$0.00	\$229.44
480	Family Consumer Science	\$392.14	\$0.00	\$(185.73)	\$0.00	\$206.41	\$0.00	\$206.41
482	Culinary Arts	\$1,316.63	\$0.00	\$(267.90)	\$0.00	\$1,048.73	\$0.00	\$1,048.73
484	Skills USA	\$3,298.30	\$150.00	\$(50.00)	\$0.00	\$3,398.30	\$0.00	\$3,398.30
486	History Club	\$263.25	\$0.00	\$0.00	\$0.00	\$263.25	\$0.00	\$263.25
487	Science	\$59.27	\$0.00	\$0.00	\$0.00	\$59.27	\$0.00	\$59.27
488	Leadership Academy	\$(243.33)	\$0.00	\$0.00	\$0.00	\$(243.33)	\$0.00	\$(243.33)
490	POST PROM	\$7,731.74	\$0.00	\$107.00	\$0.00	\$7,838.74	\$0.00	\$7,838.74
495	Special Education	\$1,704.35	\$10.84	\$(40.00)	\$0.00	\$1,675.19	\$0.00	\$1,675.19

BELLEVUE EAST HIGH SCHOOL

General Ledger Report

Financial Report

EAST HIGH ACTIVITY

Activity Accounts

From Date:	10/1/2019
To Date:	10/30/2019

From Acct:	100
To Acct:	505

Acct	Account Name	Beg. Bal.	Recept / JV	Disb / JV	Transfers	End. Bal.	YTD Payables	Work Bal
497	Circle of Friends	\$188.67	\$0.00	\$0.00	\$0.00	\$188.67	\$0.00	\$188.67
500	Activity Clearing	(\$2,800.00)	\$0.00	\$0.00	\$0.00	(\$2,800.00)	\$0.00	\$(2,800.00)
505	Counseling	\$27,461.87	\$2,018.00	\$0.00	\$0.00	\$29,479.87	\$0.00	\$29,479.87
Activity Accounts Grand Total		\$243,677.06	\$77,485.26	\$(38,968.74)	\$0.00	\$282,193.58	\$0.00	\$282,193.58

BELLEVUE WEST HIGH SCHOOL

General Ledger Report

Financial Report

WEST HIGH ACTIVITY

Activity Accounts

From Date:	10/1/2019
To Date:	10/30/2019

From Acct:	100
To Acct:	521

Acct	Account Name	Beg. Bal.	Recpt / JV	Disb / JV	Transfers	End. Bal.	YTD Payables	Work Bal
100	Student Affairs	(\$63.99)	\$300.00	\$(1,081.63)	\$2,000.00	\$1,154.38	\$0.00	\$1,154.38
102	T-Bird Café	\$127.91	\$0.00	\$0.00	\$0.00	\$127.91	\$0.00	\$127.91
110	Staff Affairs	\$1,131.79	\$300.00	\$(404.95)	\$2,000.00	\$3,026.84	\$0.00	\$3,026.84
120	Fines	\$943.42	\$325.00	\$(450.56)	\$0.00	\$817.86	\$0.00	\$817.86
125	Student fees	\$7,140.00	\$865.00	\$(8,005.00)	\$0.00	\$0.00	\$0.00	\$0.00
130	Facility Use Fees	\$7,069.13	\$3,100.00	\$(1,958.09)	\$1,500.00	\$9,711.04	\$0.00	\$9,711.04
140	INTEREST	\$73.33	\$0.00	\$0.00	\$0.00	\$73.33	\$0.00	\$73.33
150	School Store/FBLA	\$5,836.01	\$1,047.00	\$(6,174.31)	(\$4,737.61)	(\$4,028.91)	\$0.00	\$(4,028.91)
160	NEA Grant	\$4,241.22	\$0.00	\$0.00	\$0.00	\$4,241.22	\$0.00	\$4,241.22
170	BPS Foundation Grants	\$515.57	\$0.00	\$0.00	\$0.00	\$515.57	\$0.00	\$515.57
180	Courtesy Committee	\$0.00	\$0.00	\$0.00	\$0.00	\$0.00	\$0.00	\$0.00
210	Freshman Class	\$0.00	\$0.00	\$0.00	\$0.00	\$0.00	\$0.00	\$0.00
220	Sophomore Class	\$34.08	\$0.00	\$0.00	\$0.00	\$34.08	\$0.00	\$34.08
230	Junior Class	\$8,050.62	\$0.00	\$0.00	\$0.00	\$8,050.62	\$0.00	\$8,050.62
240	Senior Class	\$500.00	\$0.00	\$0.00	\$0.00	\$500.00	\$0.00	\$500.00
250	Alumni Class	\$2,362.58	\$0.00	\$0.00	\$0.00	\$2,362.58	\$0.00	\$2,362.58
260	Autism Action Grant	\$4,144.28	\$0.00	\$(30.00)	\$0.00	\$4,114.28	\$0.00	\$4,114.28
300	Athletics	\$48,513.16	\$12,488.68	\$(7,869.47)	\$0.00	\$53,132.37	\$0.00	\$53,132.37
310	Athletic Training	\$92.76	\$0.00	\$0.00	\$0.00	\$92.76	\$0.00	\$92.76
320	Athletic Team Sub-Accts	\$0.00	\$0.00	\$0.00	\$0.00	\$0.00	\$0.00	\$0.00
330	Athletic Booster Club	\$13,215.71	\$3,386.00	\$(450.00)	\$0.00	\$16,151.71	\$0.00	\$16,151.71
340	Cheerleaders	\$6,077.97	\$3,574.00	\$(1,133.29)	\$0.00	\$8,518.68	\$0.00	\$8,518.68
350	Strategic Games Club	\$5,292.70	\$0.00	\$(263.73)	\$0.00	\$5,028.97	\$0.00	\$5,028.97
400	Teammates	\$22.12	\$0.00	\$0.00	\$0.00	\$22.12	\$0.00	\$22.12
402	National Honor Society	\$311.01	\$364.00	\$0.00	\$0.00	\$675.01	\$0.00	\$675.01
403	Science NHS	\$296.59	\$100.00	\$(90.00)	\$0.00	\$306.59	\$0.00	\$306.59
404	Student Council	\$1,087.90	\$9,048.02	\$(419.57)	(\$5,500.00)	\$4,216.35	\$0.00	\$4,216.35
405	Mu Alpha Theta	\$620.41	\$689.00	\$(274.98)	\$0.00	\$1,034.43	\$0.00	\$1,034.43
406	BW Food Drive	\$0.00	\$0.00	\$0.00	\$0.00	\$0.00	\$0.00	\$0.00
408	Cong. Awards Club	\$322.68	\$0.00	\$0.00	\$0.00	\$322.68	\$0.00	\$322.68
410	Key Club	\$890.31	\$287.00	\$308.00	\$0.00	\$1,485.31	\$0.00	\$1,485.31
412	Ecology Club	\$39.32	\$0.00	\$0.00	\$0.00	\$39.32	\$0.00	\$39.32
414	Instrumental Music	\$6,204.02	\$0.00	\$0.00	\$0.00	\$6,204.02	\$0.00	\$6,204.02
416	Vocal Music	\$11,319.23	\$2,803.50	\$(11,928.62)	\$0.00	\$2,194.11	\$0.00	\$2,194.11
418	W.A.S.T. Thespians	\$2,699.73	\$0.00	\$(2,050.00)	\$0.00	\$649.73	\$0.00	\$649.73
420	Diversity Club	\$1,476.14	\$0.00	\$0.00	\$0.00	\$1,476.14	\$0.00	\$1,476.14
422	Latino Leaders	\$91.66	\$0.00	\$0.00	\$0.00	\$91.66	\$0.00	\$91.66
423	AASLC	\$0.00	\$0.00	\$0.00	\$0.00	\$0.00	\$0.00	\$0.00
424	Yearbook-Thunderbird	\$15,031.83	\$1,400.00	\$(318.00)	\$4,737.61	\$20,851.44	\$0.00	\$20,851.44
426	Publications	\$0.00	\$0.00	\$0.00	\$0.00	\$0.00	\$0.00	\$0.00
428	Newspaper-Westwind	\$1,755.75	\$0.00	\$(854.00)	\$0.00	\$901.75	\$0.00	\$901.75
430	Play/Musical Productions	\$19,461.03	\$0.00	\$(177.79)	\$0.00	\$19,283.24	\$0.00	\$19,283.24
432	Dance Team/Thunderettes	\$2,180.45	\$3,074.30	\$(2,559.85)	\$0.00	\$2,694.90	\$0.00	\$2,694.90
434	Envirothon Grant	\$475.00	\$0.00	\$0.00	\$0.00	\$475.00	\$0.00	\$475.00
440	ROTC	\$33,852.91	\$670.30	\$(4,422.31)	\$0.00	\$30,100.90	\$0.00	\$30,100.90
445	Maxwell/ROTC	\$9,060.52	\$0.00	\$(618.49)	\$0.00	\$8,442.03	\$0.00	\$8,442.03
452	German Club	\$1,323.01	\$0.00	\$0.00	\$0.00	\$1,323.01	\$0.00	\$1,323.01
454	French Club	\$141.78	\$2,567.00	\$(2,620.00)	\$0.00	\$88.78	\$0.00	\$88.78
456	Spanish Club	\$768.02	\$419.00	\$(1,275.00)	\$0.00	(\$87.98)	\$0.00	(\$87.98)
458	Latin Club	\$100.82	\$0.00	\$0.00	\$0.00	\$100.82	\$0.00	\$100.82
460	FBLA-Miscellaneous	\$3,114.30	\$8,353.50	\$(3,874.41)	\$0.00	\$7,593.39	\$0.00	\$7,593.39

BELLEVUE WEST HIGH SCHOOL

General Ledger Report

Financial Report

WEST HIGH ACTIVITY

Activity Accounts

From Date:	10/1/2019
To Date:	10/30/2019

From Acct:	100
To Acct:	521

Acct	Account Name	Beg. Bal.	Recpt / JV	Disb / JV	Transfers	End. Bal.	YTD Payables	Work Bal
461	FBLA-Thunder Brew	\$329.25	\$200.00	\$0.00	\$0.00	\$529.25	\$0.00	\$529.25
464	Science Olympiad Acct.	\$88.79	\$0.00	\$0.00	\$0.00	\$88.79	\$0.00	\$88.79
470	FBLA	(\$5,354.04)	\$0.00	\$0.00	\$0.00	(\$5,354.04)	\$0.00	(\$5,354.04)
472	DECA	\$4,901.23	\$3,862.00	\$(8,640.00)	\$0.00	\$123.23	\$0.00	\$123.23
474	FEA	\$111.31	\$0.00	\$0.00	\$0.00	\$111.31	\$0.00	\$111.31
476	Forensics	\$0.00	\$104.50	\$0.00	\$0.00	\$104.50	\$0.00	\$104.50
478	Debate	\$0.00	\$0.00	\$0.00	\$0.00	\$0.00	\$0.00	\$0.00
480	Family Consumer Science	\$615.89	\$150.00	\$(227.79)	\$0.00	\$538.10	\$0.00	\$538.10
482	Culinary Arts	\$971.51	\$0.00	\$(96.31)	\$0.00	\$875.20	\$0.00	\$875.20
484	Skills USA	\$6,489.99	\$0.00	\$(920.00)	\$0.00	\$5,569.99	\$0.00	\$5,569.99
486	History Club	\$0.00	\$0.00	\$0.00	\$0.00	\$0.00	\$0.00	\$0.00
490	POST PROM	\$18,988.99	\$0.00	\$0.00	\$0.00	\$18,988.99	\$0.00	\$18,988.99
500	Activity Clearing	(\$3,550.00)	\$0.00	\$0.00	\$0.00	(\$3,550.00)	\$0.00	(\$3,550.00)
505	Counseling	\$33,011.63	\$562.00	\$(99.99)	\$0.00	\$33,473.64	\$0.00	\$33,473.64
506	Baseball	\$0.00	\$0.00	\$0.00	\$0.00	\$0.00	\$0.00	\$0.00
507	Boys Basketball	\$454.00	\$0.00	\$0.00	\$0.00	\$454.00	\$0.00	\$454.00
508	Girls Basketball	(\$3,547.16)	\$5,525.00	\$0.00	\$0.00	\$1,977.84	\$0.00	\$1,977.84
509	Football	\$3,002.28	\$0.00	\$(3,696.66)	\$0.00	(\$694.38)	\$0.00	(\$694.38)
510	Boys Golf	\$656.38	\$0.00	\$0.00	\$0.00	\$656.38	\$0.00	\$656.38
511	Boys Tennis	\$0.00	\$0.00	\$0.00	\$0.00	\$0.00	\$0.00	\$0.00
512	Girls Tennis	\$0.00	\$0.00	\$0.00	\$0.00	\$0.00	\$0.00	\$0.00
513	Track	\$0.00	\$0.00	\$0.00	\$0.00	\$0.00	\$0.00	\$0.00
514	Swimming	\$295.86	\$0.00	\$0.00	\$0.00	\$295.86	\$0.00	\$295.86
515	Volleyball	\$2,657.22	\$0.00	\$(112.26)	\$0.00	\$2,544.96	\$0.00	\$2,544.96
516	Softball	\$4,139.78	\$0.00	\$(3,809.37)	\$0.00	\$330.41	\$0.00	\$330.41
517	Wrestling	\$0.00	\$0.00	\$0.00	\$0.00	\$0.00	\$0.00	\$0.00
518	Boys Soccer	\$446.66	\$0.00	\$0.00	\$0.00	\$446.66	\$0.00	\$446.66
519	Girls Soccer	\$223.48	\$0.00	\$0.00	\$0.00	\$223.48	\$0.00	\$223.48
520	Girls Golf	\$0.00	\$0.00	\$0.00	\$0.00	\$0.00	\$0.00	\$0.00
521	Tbird Customs	\$0.00	\$0.00	\$0.00	\$0.00	\$0.00	\$0.00	\$0.00
Activity Accounts Grand Total		\$292,877.84	\$65,564.80	\$(76,598.43)	\$0.00	\$281,844.21	\$0.00	\$281,844.21

BELLEVUE PUBLIC SCHOOLS

General Ledger Report

Financial Report

DISTRICT ACTIVITY

Activity Accounts

From Date:	10/1/2019
To Date:	10/30/2019

From Acct:	1001
To Acct:	9960

Acct	Account Name	Beg. Bal.	Recpt / JV	Disb / JV	Transfers	End. Bal.	YTD Payables	Work Bal
1001	AVERY	\$7,435.81	\$1,978.83	\$(3,554.28)	\$0.00	\$5,860.36	\$0.00	\$5,860.36
1002	BELLEAIRE	\$10,325.73	\$126.72	\$(859.96)	\$0.00	\$9,592.49	\$0.00	\$9,592.49
1004	BERTHA BARBER	\$4,464.39	\$70.00	\$(317.80)	\$0.00	\$4,216.59	\$0.00	\$4,216.59
1005	BETZ	\$6,698.57	\$1,120.62	\$(479.35)	\$0.00	\$7,339.84	\$0.00	\$7,339.84
1006	BIRCHCREST	\$4,324.75	\$1,656.05	\$(1,805.64)	\$0.00	\$4,175.16	\$0.00	\$4,175.16
1007	CENTRAL	\$3,031.58	\$70.00	\$0.00	\$0.00	\$3,101.58	\$0.00	\$3,101.58
1008	FORT CROOK	\$414.16	\$438.00	\$(259.00)	\$1,000.00	\$1,593.16	\$0.00	\$1,593.16
1009	LEMAY	\$2,928.85	\$100.00	\$(452.20)	\$0.00	\$2,576.65	\$0.00	\$2,576.65
1010	PETER SARPY	\$3,236.28	\$370.03	\$(228.80)	\$0.00	\$3,377.51	\$0.00	\$3,377.51
1011	TWIN RIDGE	\$6,923.93	\$685.81	\$(2,503.45)	\$0.00	\$5,106.29	\$0.00	\$5,106.29
1014	WAKE ROBIN	\$6,567.99	\$850.00	\$(1,397.39)	\$0.00	\$6,020.60	\$0.00	\$6,020.60
1015	LEONARD LAWRENCE	\$9,200.03	\$100.00	\$(2,739.52)	\$0.00	\$6,560.51	\$0.00	\$6,560.51
1016	TWO SPRINGS	\$5,712.22	\$1,560.30	\$(1,505.24)	\$0.00	\$5,767.28	\$0.00	\$5,767.28
1017	FAIRVIEW	\$5,230.59	\$691.12	\$(1,092.82)	\$0.00	\$4,828.89	\$0.00	\$4,828.89
1018	BELLEVUE ELEMENTARY	\$11,260.93	\$609.18	\$(440.97)	\$0.00	\$11,429.14	\$0.00	\$11,429.14
1101	CHAP CENTER	\$1,880.50	\$50.00	\$(85.51)	\$0.00	\$1,844.99	\$0.00	\$1,844.99
9910	BEST PROGRAM	\$986.96	\$0.00	\$(97.72)	\$0.00	\$889.24	\$0.00	\$889.24
9911	ACE PROGRAM	\$0.00	\$3,000.00	\$0.00	\$0.00	\$3,000.00	\$0.00	\$3,000.00
9920	DAY CAMP	\$3,629.50	\$0.00	\$0.00	\$0.00	\$3,629.50	\$0.00	\$3,629.50
9921	STEM - SUMMER SCHOOL	\$15,124.85	\$0.00	\$(350.00)	\$0.00	\$14,774.85	\$0.00	\$14,774.85
9923	WELCOME CENTER	\$1,324.14	\$100.00	\$(39.99)	\$0.00	\$1,384.15	\$0.00	\$1,384.15
9924	MISSION ANNEX	\$768.89	\$0.00	\$(178.34)	\$0.00	\$590.55	\$0.00	\$590.55
9926	EARLY CHILDHOOD CENTER	\$348.75	\$0.00	\$(103.11)	\$0.00	\$245.64	\$0.00	\$245.64
9927	FASE TEAM	\$11,827.60	\$0.00	\$(302.66)	\$0.00	\$11,524.94	\$0.00	\$11,524.94
9928	DISTRICT APPRECIATION	\$15,579.91	\$1,421.22	\$(250.00)	\$0.00	\$16,751.13	\$0.00	\$16,751.13
9931	STAFF DEVELOPMENT	\$3,297.09	\$0.00	\$0.00	\$0.00	\$3,297.09	\$0.00	\$3,297.09
9932	ELEM. PRINCIPAL SUNSHINE	\$604.13	\$60.00	\$0.00	\$0.00	\$664.13	\$0.00	\$664.13
9934	TRANSPORTATION	\$11,746.97	\$685.00	\$(460.91)	\$0.00	\$11,971.06	\$0.00	\$11,971.06
9935	SENSORY ROOM	\$4,500.00	\$0.00	\$0.00	\$0.00	\$4,500.00	\$0.00	\$4,500.00
9936	GENERAL USE - ACTIVITY	\$125,439.67	\$5,000.68	\$(326.43)	\$(1,000.00)	\$129,113.92	\$0.00	\$129,113.92
9937	ELEMENTARY BAND FUND	\$318.13	\$0.00	\$0.00	\$0.00	\$318.13	\$0.00	\$318.13
9938	COOPERATING TEACHER	\$36,175.00	\$0.00	\$0.00	\$0.00	\$36,175.00	\$0.00	\$36,175.00
9939	ELEMENTARY BLDG.	\$61,282.32	\$0.00	\$(6,712.22)	\$0.00	\$54,570.10	\$0.00	\$54,570.10
9940	SECONDARY BLDG.	\$83,573.14	\$894.00	\$(9,922.20)	\$0.00	\$74,544.94	\$0.00	\$74,544.94
9941	UNIFIED SOCCER	(\$9.94)	\$0.00	\$(1,550.00)	\$0.00	\$(1,559.94)	\$0.00	\$(1,559.94)
9943	HAL	\$272.96	\$0.00	\$0.00	\$0.00	\$272.96	\$0.00	\$272.96
9944	COMMUNICATIONS	\$22,366.43	\$2,011.07	\$0.00	\$0.00	\$24,377.50	\$0.00	\$24,377.50
9945	TECHNOLOGY	\$86,598.26	\$114.03	\$0.00	\$0.00	\$86,712.29	\$0.00	\$86,712.29
9946	AFTER PROM	\$0.00	\$0.00	\$0.00	\$0.00	\$0.00	\$0.00	\$0.00
9947	EL PARENT GROUP (PADRE)	\$581.74	\$0.00	\$0.00	\$0.00	\$581.74	\$0.00	\$581.74
9948	WEST BASEBALL FIELD PROJ.	\$35,922.06	\$0.00	\$0.00	\$0.00	\$35,922.06	\$0.00	\$35,922.06
9949	LAC FIELD PROJECT	\$0.00	\$0.00	\$0.00	\$0.00	\$0.00	\$0.00	\$0.00
9950	OPERATION READ	\$12.84	\$0.00	\$0.00	\$0.00	\$12.84	\$0.00	\$12.84
9960	DISTRICT CLEARING	\$26,433.73	\$470.00	\$0.00	\$0.00	\$26,903.73	\$0.00	\$26,903.73
Activity Accounts Grand Total		\$638,341.44	\$24,232.66	\$(38,015.51)	\$0.00	\$624,558.59	\$0.00	\$624,558.59

BELLEVUE PUBLIC SCHOOLS
BOARD OF EDUCATION

11-01-2019

IT IS RECOMMENDED THAT THE FOLLOWING CLAIMS
BE APPROVED FOR PAYMENT

GENERAL FUND	1,352,776.68
SPECIAL BUILDING FUND	270,476.67
FOOD SERVICE FUND	216,740.35
BOND PROJECTS FUND	985,640.54
TOTAL	2,825,634.24

Bellevue Public Schools - Publication Of Checks

Vendor Name	Amount	Description
10 MEN LLC	3,300.00	BUILDING IMPROVEMENT
A-1 FLAGS POLES & REPAIR LLC	253.50	BUILDING IMPROVEMENT
ACT EDUCATION AND WORKFORCE	332.00	PROFESSIONAL SERVICES
ADAMS & SULLIVAN P.C.	6,566.25	LEGAL SERVICES
ADVANCED OFFICE AUTOMATION INC	464.25	SUPPLIES
AIM	1,000.00	SOFTWARE
AKSARBEN PIPE & SEWER CLEANING CO.	1,546.00	BUILDING IMPROVEMENT
ALL AMERICAN SPORTS/RIDDELL	3,650.95	PRIOR YEAR PAYABLE
ALL AMERICAN SPORTS/RIDDELL	3,210.42	SUPPLIES
ALL BRITE GLASS & SCREEN, INC.	1,479.49	BUILDING IMPROVEMENT
ALL MAKES OFFICE EQUIPMENT CO.	139.00	SUPPLIES
AMERICAN BOTTLING COMPANY	2,691.20	FOOD
AMERICAN FOODS GROUP, LLC.	2,600.00	FOOD
AMERICAN LIFT & SIGN	400.00	BUILDING IMPROVEMENT
AMERICAN PARKING SHARP FINANCIAL SERVICE	2,750.00	BUILDING IMPROVEMENT
ANDERSON LADD	2,690.00	BUILDING PROJECTS
APPLE, INC.	149.00	SUPPLIES
APPLES & MORE	415.94	SUPPLIES
AQUA-CHEM, INC.	112,450.00	BUILDING PROJECTS
AQUA-CHEM, INC.	4,191.00	BUILDING IMPROVEMENT
AQUA-CHEM, INC.	1,081.80	REPAIRS
ARROW STAGE LINES	16,528.00	CONTRACTED TRANSPORTATION
ASI	281.85	BUILDING IMPROVEMENT
AUTO VALUE	206.18	SUPPLIES
AUTO VALUE	134.00	TIRES & PARTS
AWAREITY, INC.	1,282.75	SUPPLIES
BAKER'S SUPERMARKET	1,050.26	SUPPLIES
BAKER'S SUPERMARKET	15.60	EMPLOYEE TRAINING & DEVELOPMNT
BAKER'S SUPERMARKET	557.23	SUPPLIES
BALDWIN'S FLOORING AMERICA	809.55	BUILDING IMPROVEMENT
BARNETT MUSIC EXCHANGE	25,351.00	SUPPLIES
BATTERIES PLUS BULBS	414.12	SUPPLIES
BATTERIES PLUS BULBS	415.50	TIRES & PARTS
BAUER BUILT TIRE	630.09	SUPPLIES
BAUER BUILT TIRE	628.90	TIRES & PARTS
BAXTER FORD SOUTH	168.00	SUPPLIES

11-01-2019

BAXTER FORD SOUTH	63.60	TIRES & PARTS
BEARCOM	434.13	SUPPLIES
BEARDMORE CHEVROLET, INC	196.61	TIRES & PARTS
BELLEAIRE ACTIVITY	26.72	SUPPLIES
BELLEVUE LEADER	120.75	SUPPLIES
BERGANKDV	12,800.00	AUDITORS
BEST CARE EMPLOYEE ASSIST. PRG	5,180.31	PROFESSIONAL SERVICES
BETHANY KLONE	224.00	EMPLOYEE TRAINING & DEVELOPMNT
BIL-DEN GLASS INC	938.00	BUILDING IMPROVEMENT
BILL HILEMAN	24.42	CONTRACTED TRANSPORTATION
BIMBO BAKERIES USA	7,390.64	FOOD
BISHOP BUSINESS EQUIPMENT	469.00	SUPPLIES
BLACK HILLS ENERGY	92.72	FUEL
BLAKE ANDERSON	224.00	EMPLOYEE TRAINING & DEVELOPMNT
BLICK ART MATERIALS, LLC.	69.41	SUPPLIES
BOB'S RADIATOR REPAIR INC	1,585.00	TIRES & PARTS
BP BUSINESS SOLUTIONS	1,093.64	GAS, DIESEL, OIL
BPS FOUNDATION - LAC	100.00	SUPPLIES
BRADCO COMPANY	33,984.00	BUILDING PROJECTS
BRAUN TOOLS	28.41	TIRES & PARTS
BRIGGS, INC.	551.82	BUILDING IMPROVEMENT
BSN SPORTS INC.	74.99	BUILDING IMPROVEMENT
CARDMEMBER SERVICE	653.34	REPAIRS
CARDMEMBER SERVICE	362.34	SUPPLIES
CARPENTER PAPER COMPANY	6,858.55	SUPPLIES
CARPENTER PAPER COMPANY	5,144.59	SUPPLIES
CAVENDISH SQUARE	159.00	SUPPLIES
CCL SUPPLY, LLC.	465.04	SUPPLIES
CCS PRESENTATION SYSTEMS, INC.	8,299.00	BUILDING PROJECTS
CCS PRESENTATION SYSTEMS, INC.	212.50	BUILDING IMPROVEMENT
CHILDREN'S HOSPITAL MEDICAL CENTER	300.00	TUITION-OTHER AGENCIES
CHRISTA KOBER	12.00	EMPLOYEE TRAINING & DEVELOPMNT
CINTAS CORPORATION #749	1,020.39	PROFESSIONAL SERVICES
CLASSKICK	65,880.00	BUILDING PROJECTS
COCA-COLA OF OMAHA	4,928.62	FOOD
CONSTELLATION ENERGY	639.64	FUEL
CONTINENTAL RESEARCH CORP.	596.86	SUPPLIES
CONTROL DEPOT	517.82	BUILDING IMPROVEMENT
CONTROL MANAGEMENT, INC	2,250.00	BUILDING IMPROVEMENT
CONTROLLED RAIN	2,544.60	BUILDING IMPROVEMENT

11-01-2019

CORNHUSKER IDEALEASE	1,641.05	CONTRACTED TRANSPORTATION
CORNHUSKER INTL TRUCKS, INC.	659.01	TIRES & PARTS
COURTNEY ARMSTRONG	30.39	CONTRACTED TRANSPORTATION
COX BUSINESS SERVICES	14,594.81	TELECOMMUNICATIONS
COX BUSINESS SERVICES	9,524.16	TELECOMMUNICATIONS
CRAIG HOME CARE	8,975.12	TUITION-OTHER AGENCIES
CRISISGO	9,084.00	SOFTWARE
CUMMINS CENTRAL POWER, LLC	265.41	TIRES & PARTS
CUNE COMMITTEE	55.00	SUPPLIES
D.C. ELECTRIC/HEARTLAND LIGHTING, INC.	320.00	BUILDING IMPROVEMENT
DAWN EDIGER	224.00	EMPLOYEE TRAINING & DEVELOPMNT
DE LAGE LANDEN FINANCIAL SERVICES, INC	561.49	FURNITURE & EQUIPMENT
DELTA EDUCATION	75.55	SUPPLIES
DEMCO, INC.	538.38	SUPPLIES
DENNIS BLACK	28.57	CONTRACTED TRANSPORTATION
DIETZE MUSIC	448.50	REPAIRS
DIETZE MUSIC	488.30	SUPPLIES
DISCOUNT SCHOOL SUPPLY	21.96	SUPPLIES
DISCOVERY EDUCATION	70,000.00	EMPLOYEE TRAINING & DEVELOPMNT
DISTRICT ACTIVITY FUND	1,690.00	SUPPLIES
DISTRICT REVOLVING ACCOUNT	83.94	EMPLOYEE TRAINING & DEVELOPMNT
DISTRICT REVOLVING ACCOUNT	7,283.97	POSTAGE
DISTRICT REVOLVING ACCOUNT	6,471.00	PROFESSIONAL SERVICES
DISTRICT REVOLVING ACCOUNT	1,404.24	REPAIRS
DISTRICT REVOLVING ACCOUNT	29,363.37	SUPPLIES
DISTRICT REVOLVING ACCOUNT	886.91	TRASH REMOVAL
DOSSIER SYSTEMS	85.96	SUPPLIES
DULTMEIER SALES	391.60	SUPPLIES
E.S.U. #3	340.00	EMPLOYEE TRAINING & DEVELOPMNT
E.S.U. #3	6,540.00	PROFESSIONAL SERVICES
E.S.U. #3	6,043.82	SOFTWARE
E.S.U. #6	80.00	EMPLOYEE TRAINING & DEVELOPMNT
E.S.U. #7	330.00	EMPLOYEE TRAINING & DEVELOPMNT
EAST HIGH ACTIVITY ACCOUNT	550.00	SUPPLIES
ECHO ELECTRIC SUPPLY	241.11	BUILDING IMPROVEMENT
ECHO ELECTRIC SUPPLY	743.90	BUILDING PROJECTS
EDUTRAINERS, INC.	3,490.00	EMPLOYEE TRAINING & DEVELOPMNT
EGAN SUPPLY	1,372.52	REPAIRS
EGAN SUPPLY	59,356.65	SUPPLIES
EHRHART GRIFFIN & ASSOCIATES	4,850.00	BUILDING PROJECTS

11-01-2019

ELECTRONIC CONTRACTING COMPANY	1,127.00	BUILDING IMPROVEMENT
ELITE PROFESSIONALS - OMAHA	5,903.25	TUITION-OTHER AGENCIES
E-RATE FIRST, LLC	13,550.68	PROFESSIONAL SERVICES
EYMAN PLUMBING, INC.	538.75	REPAIRS
FAMILY FARE SUPERMARKET	788.80	SUPPLIES
FAMILY FARE SUPERMARKET	82.09	TECH TRAINING & DEVELOPMENT
FAMILY FARE SUPERMARKET	265.61	FOOD
FAMILY FARE SUPERMARKET	274.58	SUPPLIES
FARNER-BOCKEN COMPANY	4,102.75	FOOD
FIRST WIRELESS, INC.	3,680.00	PRIOR YEAR PAYABLE
FIRST WIRELESS, INC.	705.98	REPAIRS
FLEETPRIDE	32.12	SUPPLIES
FLEETPRIDE	1,129.87	TIRES & PARTS
FLINN SCIENTIFIC, INC.	36.40	SUPPLIES
FOLLETT SCHOOL SOLUTIONS, INC.	3,883.32	SUPPLIES
FONTENELLE NATURE ASSOCIATION	2,910.00	SUPPLIES
FOUNDATION BUILDING MATERIALS	2,192.64	BUILDING IMPROVEMENT
FOUNDATION BUILDING MATERIALS	420.24	SUPPLIES
GENERAL FIRE AND SAFETY EQUIPMENT CO.	1,369.00	BUILDING IMPROVEMENT
GENERAL PARTS, LLC.	2,513.45	REPAIRS
GINA STUKENHOLTZ	224.00	EMPLOYEE TRAINING & DEVELOPMNT
GISELA LACY	107.89	SUPPLIES
GLENNA FISHER	3,742.78	PROFESSIONAL SERVICES
GOPHER	439.57	SUPPLIES
GP ARCHITECTURE, LLC.	8,560.00	BUILDING PROJECTS
GP ARCHITECTURE, LLC.	5,000.00	PROFESSIONAL SERVICES
GRAINGER, INC.	1,076.39	BUILDING IMPROVEMENT
GRAINGER, INC.	536.31	REPAIRS
GRAINGER, INC.	545.82	SUPPLIES
GRANTPROSE INC.	925.00	PROFESSIONAL SERVICES
GREATER AMERICA DISTRIBUTING INC.	216.75	REPAIRS
GREENBERG FRUIT COMPANY	4,395.48	FOOD
GREENLIFE GARDENS, INC.	1,508.00	BUILDING IMPROVEMENT
HARRY ZILLI	11.00	CONTRACTED TRANSPORTATION
HAUFF SPORTS	4,323.85	SUPPLIES
HEARTLAND FAMILY SERVICE	4,997.00	TUITION-OTHER AGENCIES
HEINEMANN	1,066.60	SUPPLIES
HEMPEL SHEET METAL WORKS, LLC.	310.00	BUILDING IMPROVEMENT
HENRY DOORLY ZOO & AQUARIUM	2,135.00	SUPPLIES
HILAND DAIRY	22,308.69	FOOD

11-01-2019

HOTSY EQUIPMENT CO.	327.95	REPAIRS
INDUSTRIAL ARTS SUPPLY CO	442.10	SUPPLIES
INLAND TRUCK PARTS & SERVICE	199.94	REPAIRS
INLAND TRUCK PARTS & SERVICE	106.65	SUPPLIES
INTERSTATE POWER SYSTEMS, INC.	70.06	TIRES & PARTS
J & J SMALL ENGINE SERVICE, INC.	904.06	REPAIRS
J & J SMALL ENGINE SERVICE, INC.	2,287.70	SUPPLIES
J.W. PEPPER & SON, INC.	170.73	SUPPLIES
JEFF CHUNKA	31.48	CONTRACTED TRANSPORTATION
JEFF RIPPE	160.00	EMPLOYEE TRAINING & DEVELOPMNT
JENNIFER CARDA	288.00	EMPLOYEE TRAINING & DEVELOPMNT
JODON'S	184.00	SUPPLIES
JOHN DEERE FINANCIAL	1,677.41	REPAIRS
JOHNSON HARDWARE CO	586.60	BUILDING IMPROVEMENT
JOHNSTONE SUPPLY	716.94	BUILDING IMPROVEMENT
JOHNSTONE SUPPLY	64.34	SUPPLIES
JONES SCHOOL SUPPLY CO., INC.	77.25	SUPPLIES
JOSH TEDDER CONSTRUCTION, INC.	825.00	SITE IMPROVEMENTS
KALLIE LAWRENCE	29.63	CONTRACTED TRANSPORTATION
KARI MACKIEWICZ	18.00	EMPLOYEE TRAINING & DEVELOPMNT
KENNEDY INDUSTRIES	377.52	SUPPLIES
KEVIN MCHUGH	24.47	CONTRACTED TRANSPORTATION
KEYSTONE GLASS CO.	56.00	BUILDING IMPROVEMENT
KIM RAUSCH	224.00	EMPLOYEE TRAINING & DEVELOPMNT
KIMBALL MIDWEST	379.57	SUPPLIES
KIMBALL MIDWEST	318.22	TIRES & PARTS
KIMBERLY WILLIAMS	32.41	CONTRACTED TRANSPORTATION
KONE INC.	4,980.00	BUILDING PROJECTS
KRIHA FLUID POWER CO. INC.	167.90	TIRES & PARTS
KYLE TILLER	34.71	CONTRACTED TRANSPORTATION
LAKESHORE LEARNING MATERIALS	111.51	SUPPLIES
LARISSA MCCANN	160.00	EMPLOYEE TRAINING & DEVELOPMNT
LAURA STEINKE	224.00	EMPLOYEE TRAINING & DEVELOPMNT
LEADING EDGE LAMINATING	553.50	BUILDING IMPROVEMENT
LEADING EDGE LAMINATING	593.78	SUPPLIES
LEARNING A-Z	109.95	SUPPLIES
LEWIS & CLARK ACTIVITY FUND	150.00	SUPPLIES
LIFEGUARD MD	324.00	SUPPLIES
LOGAN FONTENELLE ACTIVITY FUND	150.00	SUPPLIES
LOU'S SPORTING GOODS	6,678.50	SUPPLIES

11-01-2019

LUEDER CONSTRUCTION CO.	65,388.16	BUILDING PROJECTS
MACGILL	1,921.09	SUPPLIES
MACGILL	102.30	SUPPLIES
MARK VII ENTERPRISES, INC.	201,152.81	BUILDING PROJECTS
MARY HANSEN	601.34	SUPPLIES
MATHESON TRI-GAS, INC.	47.05	REPAIRS
MATHESON TRI-GAS, INC.	595.84	SUPPLIES
MAUREEN McNAMARA	160.00	EMPLOYEE TRAINING & DEVELOPMNT
MAXIM HEALTHCARE SERVICES, INC.	11,302.91	TUITION-OTHER AGENCIES
MAXIM HEALTHCARE SERVICES, INC.	16,286.61	TUITION-OTHER AGENCIES
MCC BOOKSTORE SOUTH OMAHA STORE NO. 141	5,394.70	PROFESSIONAL SERVICES
MCCOY CONSTRUCTION, LLC	75,675.00	BUILDING PROJECTS
MCGRAW-HILL SCHOOL EDUCATION	2,185.32	SUPPLIES
MCKESSON	199.12	SUPPLIES
MEGAN STEIL	10.00	EMPLOYEE TRAINING & DEVELOPMNT
MEGAN STEIL	10.00	EMPLOYEE TRAINING & DEVELOPMNT
MEJIA ROOFING & CONTRACTORS	22,044.46	BUILDING PROJECTS
MENARDS, INC.	1,499.56	BUILDING IMPROVEMENT
MENARDS, INC.	1,001.76	REPAIRS
MENARDS, INC.	5,590.46	SUPPLIES
MENARDS, INC.	29.27	TIRES & PARTS
MENARDS, INC.	189.91	SUPPLIES
METAL DOORS & HARDWARE COMPANY	655.00	BUILDING IMPROVEMENT
METROPOLITAN COMMUNITY COLLEGE	14,370.00	PROFESSIONAL SERVICES
METROPOLITAN UTILITIES DIST.	2,407.51	FUEL
METROPOLITAN UTILITIES DIST.	27,679.41	WATER & SEWER
MICHAEL J MILLER MUSIC LLC	1,000.00	SUPPLIES
MICHAEL TODD & CO. INC	158.66	BUILDING IMPROVEMENT
MICHAELLA ESTERS	247.98	SUPPLIES
MIDLANDS CARRIER TRANSICOLD	168.16	TIRES & PARTS
MID-PLAINS INSULATION	234.00	BUILDING IMPROVEMENT
MIDTESOL	176.50	EMPLOYEE TRAINING & DEVELOPMNT
MIDWEST TENNIS & TRACK	9,126.18	BUILDING PROJECTS
MILLARD REFRIGERATED SERVICES, LLC	403.50	PROFESSIONAL SERVICES
MISSION ACTIVITY FUND	150.00	SUPPLIES
MISTRAL INC	292.66	SUPPLIES
MMC CONTRACTORS, INC.	8,210.98	REPAIRS
MOLLY WOLFE - KOEHLER	224.00	EMPLOYEE TRAINING & DEVELOPMNT
MOSQUITO SQUAD OF OMAHA METRO	620.00	BUILDING IMPROVEMENT
MOTOROLA SOLUTIONS, INC.	107.70	REPAIRS

11-01-2019

MUSCO SPORTS LIGHTING, LLC.	225,000.00	BUILDING PROJECTS
NAPA AUTO PARTS	999.35	REPAIRS
NAPA AUTO PARTS	277.01	SUPPLIES
NAPA AUTO PARTS	1,054.37	TIRES & PARTS
NASPA	90.00	EMPLOYEE TRAINING & DEVELOPMNT
NATHAN BACON	224.00	EMPLOYEE TRAINING & DEVELOPMNT
NATIONAL SAFETY COUNCIL NEBRASKA	568.00	EMPLOYEE TRAINING & DEVELOPMNT
NE ASSOC OF SCHOOL BOARDS	1,596.00	EMPLOYEE TRAINING & DEVELOPMNT
NEARPOD, INC.	2,016.67	SUPPLIES
NEBRASKA - IOWA SUPPLY CO. INC.	23,390.82	GAS, DIESEL, OIL
NEBRASKA - IOWA SUPPLY CO. INC.	500.94	GAS, DIESEL, OIL
NEBRASKA ACADEMY OF SCIENCES	85.00	SUPPLIES
NEBRASKA COMMUNITY FOUNDATION	4,976.00	SUPPLIES
NEBRASKA DYSLEXIA ASSOCIATION	450.00	EMPLOYEE TRAINING & DEVELOPMNT
NEBRASKA FURNITURE MART	1,565.21	SUPPLIES
NEBRASKA MACHINERY CO	2,800.00	BUILDING PROJECTS
NEBRASKA STATE TREASURER	30.00	VOIDED CHECK PASS THROUGH
NEBRASKA U.C. FUND	316.04	UNEMPLOYMENT CERTIFIED STAFF
NEMAHA LANDSCAPE CONSTRUCTION, INC.	39,181.53	BUILDING PROJECTS
NEOPOST USA, INC	165.68	SUPPLIES
NEW HORIZONS LLC	4,900.00	BUILDING PROJECTS
NEW WAVE POOLS AND SPAS, INC	274,937.40	BUILDING PROJECTS
NICOLE FOX	224.00	EMPLOYEE TRAINING & DEVELOPMNT
NORRIS MIDDLE SCHOOL	80.00	SUPPLIES
OFFICE DEPOT, INC	7,000.61	SUPPLIES
OFFICE DEPOT, INC	655.06	SUPPLIES
OHARCO	208.32	BUILDING IMPROVEMENT
O'KEEFE ELEVATOR COMPANY, INC	31,132.00	BUILDING PROJECTS
O'KEEFE ELEVATOR COMPANY, INC	76.80	BUILDING IMPROVEMENT
OMAHA PUBLIC POWER DISTRICT	168,760.00	ELECTRICITY
OMAHA SYMPHONY	165.00	SUPPLIES
OMAHA WORLD-HERALD NIE	70.40	SUPPLIES
ONE SOURCE, INC.	1,052.00	PROFESSIONAL SERVICES
OPC DIRECT	2,180.49	SUPPLIES
OPTIMIZED SYSTEMS ENGINEERING & CONSULTI	23,000.00	BUILDING PROJECTS
O'REILLY AUTOMOTIVE, INC.	11.99	TIRES & PARTS
PAM TOYNE	160.00	EMPLOYEE TRAINING & DEVELOPMNT
PEARSON EDUCATION	49,018.90	SUPPLIES
PEPSI COLA COMPANY	3,391.59	FOOD
PHILLIP LOOMIS	26.00	EMPLOYEE TRAINING & DEVELOPMNT

11-01-2019

PITNEY BOWES GLOBAL FINANCIAL SERVICES,	6,239.52	POSTAGE
PLIBRICO COMPANY, LLC.	9,244.80	BUILDING IMPROVEMENT
PLIBRICO COMPANY, LLC.	16,890.70	BUILDING PROJECTS
PORTER TRUSTIN CARLSON COMPANY	30.00	BUILDING IMPROVEMENT
POSITIVE PROMOTIONS, INC.	379.60	SUPPLIES
POWERHOUSE DISTRIBUTING	89.80	SUPPLIES
POWERSCHOOL GROUP, LLC.	19,297.35	SOFTWARE
POWERSCHOOL GROUP, LLC.	17,480.00	SOFTWARE
PRECISION CONCRETE LIFTING	1,902.28	BUILDING IMPROVEMENT
PREMIER WASTE SOLUTIONS	2,434.05	TRASH REMOVAL
PREMIER WASTE SOLUTIONS	1,554.00	TRASH REMOVAL
PRESTO-X	1,519.00	BUILDING IMPROVEMENT
PRIME COMMUNICATIONS, INC.	21,129.41	BUILDING IMPROVEMENT
PRIME COMMUNICATIONS, INC.	572.28	COMPUTER HARDWARE
PRIME COMMUNICATIONS, INC.	13,876.67	PROFESSIONAL SERVICES
PRO-ED, INC.	723.35	SUPPLIES
PULSE FINDERS	1,080.00	EMPLOYEE TRAINING & DEVELOPMNT
PULSE FINDERS	480.00	SUPPLIES
PYRAMID MODEL CONSORTIUM	49.00	SUPPLIES
RAY MARTIN COMPANY	4,002.10	BUILDING IMPROVEMENT
RAYMOND GEDDES & COMPANY, INC.	198.12	SUPPLIES
REALLY GOOD STUFF, LLC.	122.91	SUPPLIES
REALLY GREAT READING CO. LLC.	838.88	PRIOR YEAR PAYABLE
REGION II PRINCIPALS	100.00	SUPPLIES
REGION II PRINCIPALS	100.00	SUPPLIES
RICHARD CASEY	646.00	EMPLOYEE TRAINING & DEVELOPMNT
RICK ASPINALL	24.95	CONTRACTED TRANSPORTATION
RIVERSIDE TECHNOLOGIES, INC.	41,568.23	COMPUTER HARDWARE
ROBERT MAGEE	32.75	CONTRACTED TRANSPORTATION
ROBERT MOORE	160.00	EMPLOYEE TRAINING & DEVELOPMNT
ROBERT QUEEN	29.31	CONTRACTED TRANSPORTATION
SAFELITE FULFILLMENT, INC.	29.95	REPAIRS
SAPP BROS, INC.	2,786.26	GAS, DIESEL, OIL
SARA POWELL	224.00	EMPLOYEE TRAINING & DEVELOPMNT
SARAH CENTINEO	160.00	EMPLOYEE TRAINING & DEVELOPMNT
SCHOOL SPECIALTY, INC.	1,839.52	SUPPLIES
SCHOLOGY	50,500.00	SOFTWARE
SHARRA SMITH	160.00	EMPLOYEE TRAINING & DEVELOPMNT
SHARRA SMITH	86.78	EMPLOYEE TRAINING & DEVELOPMNT
SHELLY DUBAY	152.74	SUPPLIES

11-01-2019

SHERI FILLIPI	70.00	SUPPLIES
SHERI FILLIPI	39.96	EMPLOYEE TRAINING & DEVELOPMNT
SHERWIN-WILLIAMS	716.81	BUILDING IMPROVEMENT
SNYDER CHARLESON THERAPY SERVICES PC	14,982.50	TUITION-OTHER AGENCIES
SOUTHERNCARLSON, INC	-30.04	FURNITURE & EQUIPMENT
SOUTHERNCARLSON, INC	1,365.97	SUPPLIES
SOUTHSIDE PLUMBING, LLC.	10,893.51	BUILDING IMPROVEMENT
SOUTHSIDE PLUMBING, LLC.	17,452.07	BUILDING PROJECTS
SPHERO	4,032.51	SUPPLIES
SPORTS FACILITY MAINTENANCE, LLC	6,297.00	SITE IMPROVEMENTS
STA CENTRAL REGION	42,807.57	CONTRACTED TRANSPORTATION
STAPLES ADVANTAGE	590.13	SUPPLIES
STETSON & ASSOCIATES, INC	15,442.84	PROFESSIONAL SERVICES
STEVEN LEHR, RPT	240.00	PROFESSIONAL SERVICES
STEVE'S FLOOR COVERINGS, INC.	2,780.00	BUILDING IMPROVEMENT
SUBURBAN NEWSPAPERS, INC.	711.97	ADVERTISING/PUBLICATION
SYSCO LINCOLN	140,669.37	FOOD
TAESE/USU	210.00	EMPLOYEE TRAINING & DEVELOPMNT
TALX CORPORATION	100.00	PROFESSIONAL SERVICES
TALX UC EXPRESS	847.78	UNEMPLOYMENT CERTIFIED STAFF
TED'S MOWER SALES & SERVICE	100.24	SUPPLIES
TERRY HUGHES TREE SERVICE	75.00	BUILDING IMPROVEMENT
TERRY HUGHES TREE SERVICE	1,980.00	SITE IMPROVEMENTS
THE FILTER SHOP	4,586.96	SUPPLIES
THE GRAPHIC EDGE	825.25	SUPPLIES
THE HOME DEPOT PRO	815.84	SUPPLIES
THE LIBRARY STORE, INC.	80.44	SUPPLIES
THE WASSERSTROM COMPANY	528.77	SUPPLIES
TOPEKA PUBLIC SCHOOLS	250.00	EMPLOYEE TRAINING & DEVELOPMNT
TREES, SHRUBS & MORE	547.50	SUPPLIES
TRESONA	660.00	SUPPLIES
TRESONA	1,390.00	SUPPLIES
TRUCK CENTER COMPANIES	666.56	CONTRACTED TRANSPORTATION
TRUCK CENTER COMPANIES	9,474.10	TIRES & PARTS
TURNITIN, LLC.	12,366.05	SOFTWARE
TY'S OUTDOOR POWER INC.	358.02	REPAIRS
U.S. BANK CORPORATE PAYMENT SYSTEMS	922.42	BUILDING IMPROVEMENT
U.S. BANK CORPORATE PAYMENT SYSTEMS	8,932.71	EMPLOYEE TRAINING & DEVELOPMNT
U.S. BANK CORPORATE PAYMENT SYSTEMS	5,283.17	FURNITURE & EQUIPMENT
U.S. BANK CORPORATE PAYMENT SYSTEMS	139.00	SOFTWARE

11-01-2019

U.S. BANK CORPORATE PAYMENT SYSTEMS	12,121.02	SUPPLIES
U.S. BANK CORPORATE PAYMENT SYSTEMS	8.49	TECH TRAINING & DEVELOPMENT
U.S. BANK EQUIPMENT FINANCE	10,227.32	RENTALS/LEASE PURCHASE
U.S. BANK EQUIPMENT FINANCE	12,816.97	SUPPLIES
U.S. SCHOOL SUPPLY, INC.	85.95	SUPPLIES
UNIFIRST CORPORATION	711.08	PROFESSIONAL SERVICES
UNIVERSITY OF NEB MEDICAL CENTER	99,720.33	TUITION-OTHER AGENCIES
UPS	95.23	POSTAGE
VERIZON WIRELESS	137.11	SUPPLIES
VERIZON WIRELESS	320.21	TELECOMMUNICATIONS
VIRCO, INC.	12,271.68	PRIOR YEAR PAYABLE
VIRCO, INC.	2,884.27	SUPPLIES
VOCABULARY SPELLINGCITY	279.80	SUPPLIES
VOSS LIGHTING	3,654.20	SUPPLIES
WATCH D.O.G.S	184.24	SUPPLIES
WEST HIGH ACTIVITY FUND	550.00	SUPPLIES
WESTLAKE HARDWARE	110.01	REPAIRS
WINDSTAR LINES, INC.	17,180.00	CONTRACTED TRANSPORTATION
WONDER WORKSHOP, INC.	22,709.59	SUPPLIES
WORDMASTERS LLC	99.00	SUPPLIES
WORK FIT, INC.	1,346.00	PROFESSIONAL SERVICES
ZTRIP NE	988.84	CONTRACTED TRANSPORTATION
EMPLOYEES	8,478,849.79	SALARIES AND BENEFITS

General Fund	Check No	Check Date	Vendor Name	Amount	Description
	00240883	11/01/19	10 MEN LLC	3,300.00	BUILDING IMPROVEMENT
	00240884	11/01/19	A-1 FLAGS POLES & REPAIR LLC	253.50	BUILDING IMPROVEMENT
	00240885	11/01/19	ACT EDUCATION AND WORKFORCE	332.00	PROFESSIONAL SERVICES
	00240886	11/01/19	ADAMS & SULLIVAN P.C.	6,566.25	LEGAL SERVICES
	00240887	11/01/19	ADVANCED OFFICE AUTOMATION INC	464.25	SUPPLIES
	00240888	11/01/19	AIM	1,000.00	SOFTWARE
	00240889	11/01/19	AKSARBEN PIPE & SEWER CLEANING	1,546.00	BUILDING IMPROVEMENT
	00240890	11/01/19	ALL AMERICAN SPORTS/RIDDELL	3,650.95	PRIOR YEAR PAYABLE
	00240890	11/01/19	ALL AMERICAN SPORTS/RIDDELL	3,210.42	SUPPLIES
	00240891	11/01/19	ALL BRITE GLASS & SCREEN, INC.	1,479.49	BUILDING IMPROVEMENT
	00240892	11/01/19	ALL MAKES OFFICE EQUIPMENT CO.	139.00	SUPPLIES
	00240893	11/01/19	AMERICAN LIFT & SIGN	400.00	BUILDING IMPROVEMENT
	00240894	11/01/19	AMERICAN PARKING SHARP FINANCIAL	2,750.00	BUILDING IMPROVEMENT
	00240895	11/01/19	APPLE, INC.	149.00	SUPPLIES
	00240896	11/01/19	APPLES & MORE	415.94	SUPPLIES
	00240897	11/01/19	AQUA-CHEM, INC.	4,191.00	BUILDING IMPROVEMENT
	00240897	11/01/19	AQUA-CHEM, INC.	1,081.80	REPAIRS
	00240898	11/01/19	ARROW STAGE LINES	16,528.00	CONTRACTED TRANSPORTATION
	00240899	11/01/19	ASI	281.85	BUILDING IMPROVEMENT
	00240900	11/01/19	AUTO VALUE	206.18	SUPPLIES
	00240900	11/01/19	AUTO VALUE	134.00	TIRES & PARTS
	00240901	11/01/19	AWAREITY, INC.	1,282.75	SUPPLIES
	00240902	11/01/19	BAKER'S SUPERMARKET	1,050.26	SUPPLIES
	00240903	11/01/19	BAKER'S SUPERMARKET	15.60	EMPLOYEE TRAINING & DEVELOPMNT
	00240903	11/01/19	BAKER'S SUPERMARKET	557.23	SUPPLIES
	00240904	11/01/19	BALDWIN'S FLOORING AMERICA	809.55	BUILDING IMPROVEMENT
	00240905	11/01/19	BARNETT MUSIC EXCHANGE	25,351.00	SUPPLIES
	00240906	11/01/19	BATTERIES PLUS BULBS	414.12	SUPPLIES
	00240906	11/01/19	BATTERIES PLUS BULBS	415.50	TIRES & PARTS
	00240907	11/01/19	BAUER BUILT TIRE	630.09	SUPPLIES
	00240907	11/01/19	BAUER BUILT TIRE	628.90	TIRES & PARTS
	00240908	11/01/19	BAXTER FORD SOUTH	168.00	SUPPLIES
	00240908	11/01/19	BAXTER FORD SOUTH	63.60	TIRES & PARTS
	00240909	11/01/19	BEARCOM	434.13	SUPPLIES
	00240910	11/01/19	BEARDMORE CHEVROLET, INC	196.61	TIRES & PARTS
	00240911	11/01/19	BELLEVUE LEADER	120.75	SUPPLIES
	00240912	11/01/19	BERGANKDV	12,800.00	AUDITORS
	00240913	11/01/19	BEST CARE EMPLOYEE ASSIST. PRG	5,180.31	PROFESSIONAL SERVICES
	00240914	11/01/19	BIL-DEN GLASS INC	938.00	BUILDING IMPROVEMENT
	00240915	11/01/19	BISHOP BUSINESS EQUIPMENT	469.00	SUPPLIES
	00240916	11/01/19	BLACK HILLS ENERGY	92.72	FUEL
	00240917	11/01/19	BLICK ART MATERIALS, LLC.	69.41	SUPPLIES
	00240918	11/01/19	BOB'S RADIATOR REPAIR INC	1,585.00	TIRES & PARTS

00240919	11/01/19	BRAUN TOOLS	28.41	TIRES & PARTS
00240920	11/01/19	BRIGGS, INC.	551.82	BUILDING IMPROVEMENT
00240921	11/01/19	BSN SPORTS INC.	74.99	BUILDING IMPROVEMENT
00240922	11/01/19	CARPENTER PAPER COMPANY	6,858.55	SUPPLIES
00240923	11/01/19	CAVENDISH SQUARE	159.00	SUPPLIES
00240924	11/01/19	CCL SUPPLY, LLC.	465.04	SUPPLIES
00240925	11/01/19	CCS PRESENTATION SYSTEMS, INC.	212.50	BUILDING IMPROVEMENT
00240926	11/01/19	CHILDREN'S HOSPITAL MEDICAL CNTR	300.00	TUITION-OTHER AGENCIES
00240927	11/01/19	CINTAS CORPORATION #749	1,020.39	PROFESSIONAL SERVICES
00240928	11/01/19	CONSTELLATION ENERGY	639.64	FUEL
00240929	11/01/19	CONTINENTAL RESEARCH CORP.	596.86	SUPPLIES
00240930	11/01/19	CONTROL DEPOT	517.82	BUILDING IMPROVEMENT
00240931	11/01/19	CONTROL MANAGEMENT, INC	2,250.00	BUILDING IMPROVEMENT
00240932	11/01/19	CORNHUSKER IDEALEASE	1,641.05	CONTRACTED TRANSPORTATION
00240933	11/01/19	CORNHUSKER INTL TRUCKS, INC.	659.01	TIRES & PARTS
00240934	11/01/19	COX BUSINESS SERVICES	14,594.81	TELECOMMUNICATIONS
00240935	11/01/19	COX BUSINESS SERVICES	9,524.16	TELECOMMUNICATIONS
00240936	11/01/19	CRAIG HOME CARE	8,975.12	TUITION-OTHER AGENCIES
00240937	11/01/19	CRISISGO	9,084.00	SOFTWARE
00240938	11/01/19	CUMMINS CENTRAL POWER, LLC	265.41	TIRES & PARTS
00240939	11/01/19	D.C. ELECTRIC/HEARTLAND LIGHTING	320.00	BUILDING IMPROVEMENT
00240940	11/01/19	DE LAGE LANDEN FINANCIAL SERVICES	561.49	FURNITURE & EQUIPMENT
00240941	11/01/19	DELTA EDUCATION	75.55	SUPPLIES
00240942	11/01/19	DEMCO, INC.	538.38	SUPPLIES
00240943	11/01/19	DIETZE MUSIC	448.50	REPAIRS
00240943	11/01/19	DIETZE MUSIC	488.30	SUPPLIES
00240944	11/01/19	DISCOUNT SCHOOL SUPPLY	21.96	SUPPLIES
00240945	11/01/19	DISCOVERY EDUCATION	70,000.00	EMPLOYEE TRAINING & DEVELOPMNT
00240946	11/01/19	DOSSIER SYSTEMS	85.96	SUPPLIES
00240947	11/01/19	DULTMEIER SALES	391.60	SUPPLIES
00240948	11/01/19	E-RATE FIRST, LLC	13,550.68	PROFESSIONAL SERVICES
00240949	11/01/19	E.S.U. #3	340.00	EMPLOYEE TRAINING & DEVELOPMNT
00240949	11/01/19	E.S.U. #3	6,540.00	PROFESSIONAL SERVICES
00240949	11/01/19	E.S.U. #3	6,043.82	SOFTWARE
00240950	11/01/19	E.S.U. #6	80.00	EMPLOYEE TRAINING & DEVELOPMNT
00240951	11/01/19	E.S.U. #7	330.00	EMPLOYEE TRAINING & DEVELOPMNT
00240952	11/01/19	ECHO ELECTRIC SUPPLY	241.11	BUILDING IMPROVEMENT
00240953	11/01/19	EDUTRAINERS, INC.	3,490.00	EMPLOYEE TRAINING & DEVELOPMNT
00240954	11/01/19	EGAN SUPPLY	1,372.52	REPAIRS
00240954	11/01/19	EGAN SUPPLY	59,356.65	SUPPLIES
00240955	11/01/19	ELECTRONIC CONTRACTING COMPANY	1,127.00	BUILDING IMPROVEMENT
00240956	11/01/19	ELITE PROFESSIONALS - OMAHA	5,903.25	TUITION-OTHER AGENCIES
00240957	11/01/19	EYMAN PLUMBING, INC.	538.75	REPAIRS
00240958	11/01/19	FAMILY FARE SUPERMARKET	788.80	SUPPLIES

00240958	11/01/19	FAMILY FARE SUPERMARKET	82.09	TECH TRAINING & DEVELOPMENT
00240959	11/01/19	FIRST WIRELESS, INC.	3,680.00	PRIOR YEAR PAYABLE
00240959	11/01/19	FIRST WIRELESS, INC.	705.98	REPAIRS
00240960	11/01/19	FLEETPRIDE	32.12	SUPPLIES
00240960	11/01/19	FLEETPRIDE	1,129.87	TIRES & PARTS
00240961	11/01/19	FLINN SCIENTIFIC, INC.	36.40	SUPPLIES
00240962	11/01/19	FOLLETT SCHOOL SOLUTIONS, INC.	3,883.32	SUPPLIES
00240963	11/01/19	FONTENELLE NATURE ASSOCIATION	2,910.00	SUPPLIES
00240964	11/01/19	FOUNDATION BUILDING MATERIALS	2,192.64	BUILDING IMPROVEMENT
00240964	11/01/19	FOUNDATION BUILDING MATERIALS	420.24	SUPPLIES
00240965	11/01/19	GENERAL FIRE AND SAFETY EQUIPMENT	1,369.00	BUILDING IMPROVEMENT
00240966	11/01/19	GLENNA FISHER	3,742.78	PROFESSIONAL SERVICES
00240967	11/01/19	GOPHER	439.57	SUPPLIES
00240968	11/01/19	GRAINGER, INC.	1,076.39	BUILDING IMPROVEMENT
00240968	11/01/19	GRAINGER, INC.	536.31	REPAIRS
00240968	11/01/19	GRAINGER, INC.	545.82	SUPPLIES
00240969	11/01/19	GRANTPROSE INC.	925.00	PROFESSIONAL SERVICES
00240970	11/01/19	GREENLIFE GARDENS, INC.	1,508.00	BUILDING IMPROVEMENT
00240971	11/01/19	HAUFF SPORTS	4,323.85	SUPPLIES
00240972	11/01/19	HEARTLAND FAMILY SERVICE	4,997.00	TUITION-OTHER AGENCIES
00240973	11/01/19	HEINEMANN	1,066.60	SUPPLIES
00240974	11/01/19	HEMPEL SHEET METAL WORKS, LLC.	310.00	BUILDING IMPROVEMENT
00240975	11/01/19	HENRY DOORLY ZOO & AQUARIUM	2,135.00	SUPPLIES
00240976	11/01/19	HOTSY EQUIPMENT CO.	327.95	REPAIRS
00240977	11/01/19	INDUSTRIAL ARTS SUPPLY CO	442.10	SUPPLIES
00240978	11/01/19	INLAND TRUCK PARTS & SERVICE	199.94	REPAIRS
00240978	11/01/19	INLAND TRUCK PARTS & SERVICE	106.65	SUPPLIES
00240979	11/01/19	INTERSTATE POWER SYSTEMS, INC.	70.06	TIRES & PARTS
00240980	11/01/19	J & J SMALL ENGINE SERVICE, INC.	904.06	REPAIRS
00240980	11/01/19	J & J SMALL ENGINE SERVICE, INC.	2,287.70	SUPPLIES
00240981	11/01/19	J.W. PEPPER & SON, INC.	170.73	SUPPLIES
00240982	11/01/19	JODON'S	184.00	SUPPLIES
00240983	11/01/19	JOHN DEERE FINANCIAL	1,677.41	REPAIRS
00240984	11/01/19	JOHNSON HARDWARE CO	586.60	BUILDING IMPROVEMENT
00240985	11/01/19	JOHNSTONE SUPPLY	716.94	BUILDING IMPROVEMENT
00240985	11/01/19	JOHNSTONE SUPPLY	64.34	SUPPLIES
00240986	11/01/19	JONES SCHOOL SUPPLY CO., INC.	77.25	SUPPLIES
00240987	11/01/19	JOSH TEDDER CONSTRUCTION, INC.	825.00	SITE IMPROVEMENTS
00240988	11/01/19	KENNEDY INDUSTRIES	377.52	SUPPLIES
00240989	11/01/19	KEYSTONE GLASS CO.	56.00	BUILDING IMPROVEMENT
00240990	11/01/19	KIMBALL MIDWEST	379.57	SUPPLIES
00240990	11/01/19	KIMBALL MIDWEST	318.22	TIRES & PARTS
00240991	11/01/19	KRIHA FLUID POWER CO. INC.	167.90	TIRES & PARTS
00240992	11/01/19	LAKESHORE LEARNING MATERIALS	111.51	SUPPLIES

11-01-2019

00240993	11/01/19	LEADING EDGE LAMINATING	553.50	BUILDING IMPROVEMENT
00240993	11/01/19	LEADING EDGE LAMINATING	593.78	SUPPLIES
00240994	11/01/19	LEARNING A-Z	109.95	SUPPLIES
00240995	11/01/19	LIFEGUARD MD	324.00	SUPPLIES
00240996	11/01/19	LOU'S SPORTING GOODS	6,678.50	SUPPLIES
00240997	11/01/19	MACGILL	1,921.09	SUPPLIES
00240998	11/01/19	MATHESON TRI-GAS, INC.	47.05	REPAIRS
00240998	11/01/19	MATHESON TRI-GAS, INC.	595.84	SUPPLIES
00240999	11/01/19	MAXIM HEALTHCARE SERVICES, INC.	11,302.91	TUITION-OTHER AGENCIES
00241000	11/01/19	MAXIM HEALTHCARE SERVICES, INC.	16,286.61	TUITION-OTHER AGENCIES
00241001	11/01/19	MCGRAW-HILL SCHOOL EDUCATION	2,185.32	SUPPLIES
00241002	11/01/19	MCKESSON	199.12	SUPPLIES
00241003	11/01/19	MENARDS, INC.	1,499.56	BUILDING IMPROVEMENT
00241003	11/01/19	MENARDS, INC.	1,001.76	REPAIRS
00241003	11/01/19	MENARDS, INC.	5,590.46	SUPPLIES
00241003	11/01/19	MENARDS, INC.	29.27	TIRES & PARTS
00241004	11/01/19	METAL DOORS & HARDWARE COMPANY	655.00	BUILDING IMPROVEMENT
00241005	11/01/19	METROPOLITAN COMMUNITY COLLEGE	14,370.00	PROFESSIONAL SERVICES
00241006	11/01/19	METROPOLITAN UTILITIES DIST.	2,407.51	FUEL
00241006	11/01/19	METROPOLITAN UTILITIES DIST.	27,679.41	WATER & SEWER
00241007	11/01/19	MICHAEL J MILLER MUSIC LLC	1,000.00	SUPPLIES
00241008	11/01/19	MICHAEL TODD & CO. INC	158.66	BUILDING IMPROVEMENT
00241009	11/01/19	MID-PLAINS INSULATION	234.00	BUILDING IMPROVEMENT
00241010	11/01/19	MIDLANDS CARRIER TRANSICOLD	168.16	TIRES & PARTS
00241011	11/01/19	MOTOROLA SOLUTIONS, INC.	107.70	REPAIRS
00241012	11/01/19	NAPA AUTO PARTS	999.35	REPAIRS
00241012	11/01/19	NAPA AUTO PARTS	277.01	SUPPLIES
00241012	11/01/19	NAPA AUTO PARTS	1,054.37	TIRES & PARTS
00241013	11/01/19	NATIONAL SAFETY COUNCIL NEBRASKA	568.00	EMPLOYEE TRAINING & DEVELOPMNT
00241014	11/01/19	NE ASSOC OF SCHOOL BOARDS	1,596.00	EMPLOYEE TRAINING & DEVELOPMNT
00241015	11/01/19	NEARPOD, INC.	2,016.67	SUPPLIES
00241016	11/01/19	NEBRASKA - IOWA SUPPLY CO. INC.	23,390.82	GAS, DIESEL, OIL
00241017	11/01/19	NEBRASKA COMMUNITY FOUNDATION	4,976.00	SUPPLIES
00241018	11/01/19	NEBRASKA FURNITURE MART	1,565.21	SUPPLIES
00241019	11/01/19	NEBRASKA U.C. FUND	316.04	UNEMPLOYMENT CERTIFIED STAFF
00241020	11/01/19	NEOPOST USA, INC	165.68	SUPPLIES
00241021	11/01/19	O'KEEFE ELEVATOR COMPANY, INC	76.80	BUILDING IMPROVEMENT
00241022	11/01/19	O'REILLY AUTOMOTIVE, INC.	11.99	TIRES & PARTS
00241023	11/01/19	OFFICE DEPOT, INC	7,000.61	SUPPLIES
00241024	11/01/19	OHARCO	208.32	BUILDING IMPROVEMENT
00241025	11/01/19	OMAHA PUBLIC POWER DISTRICT	168,760.00	ELECTRICITY
00241026	11/01/19	OMAHA WORLD-HERALD NIE	70.40	SUPPLIES
00241027	11/01/19	ONE SOURCE, INC.	1,052.00	PROFESSIONAL SERVICES
00241028	11/01/19	OPC DIRECT	2,180.49	SUPPLIES

11-01-2019

00241029	11/01/19	PITNEY BOWES GLOBAL FINANCIAL	6,239.52	POSTAGE
00241030	11/01/19	PLIBRICO COMPANY, LLC.	9,244.80	BUILDING IMPROVEMENT
00241031	11/01/19	PORTER TRUSTIN CARLSON COMPANY	30.00	BUILDING IMPROVEMENT
00241032	11/01/19	POSITIVE PROMOTIONS, INC.	379.60	SUPPLIES
00241033	11/01/19	POWERHOUSE DISTRIBUTING	89.80	SUPPLIES
00241034	11/01/19	POWERSCHOOL GROUP, LLC.	19,297.35	SOFTWARE
00241035	11/01/19	PRECISION CONCRETE LIFTING	1,902.28	BUILDING IMPROVEMENT
00241036	11/01/19	PREMIER WASTE SOLUTIONS	2,434.05	TRASH REMOVAL
00241037	11/01/19	PRESTO-X	1,519.00	BUILDING IMPROVEMENT
00241038	11/01/19	PRIME COMMUNICATIONS, INC.	21,129.41	BUILDING IMPROVEMENT
00241038	11/01/19	PRIME COMMUNICATIONS, INC.	572.28	COMPUTER HARDWARE
00241038	11/01/19	PRIME COMMUNICATIONS, INC.	13,876.67	PROFESSIONAL SERVICES
00241039	11/01/19	PRO-ED, INC.	723.35	SUPPLIES
00241040	11/01/19	PULSE FINDERS	1,080.00	EMPLOYEE TRAINING & DEVELOPMNT
00241040	11/01/19	PULSE FINDERS	480.00	SUPPLIES
00241041	11/01/19	PYRAMID MODEL CONSORTIUM	49.00	SUPPLIES
00241042	11/01/19	RAY MARTIN COMPANY	4,002.10	BUILDING IMPROVEMENT
00241043	11/01/19	RAYMOND GEDDES & COMPANY, INC.	198.12	SUPPLIES
00241044	11/01/19	REALLY GOOD STUFF, LLC.	122.91	SUPPLIES
00241045	11/01/19	REALLY GREAT READING CO. LLC.	838.88	PRIOR YEAR PAYABLE
00241046	11/01/19	RIVERSIDE TECHNOLOGIES, INC.	41,568.23	COMPUTER HARDWARE
00241047	11/01/19	SAFELITE FULFILLMENT, INC.	29.95	REPAIRS
00241048	11/01/19	SAPP BROS, INC.	2,786.26	GAS, DIESEL, OIL
00241049	11/01/19	SCHOOL SPECIALTY, INC.	1,839.52	SUPPLIES
00241050	11/01/19	SCHOOLOGY	50,500.00	SOFTWARE
00241051	11/01/19	SHERWIN-WILLIAMS	716.81	BUILDING IMPROVEMENT
00241052	11/01/19	SNYDER CHARLESON THERAPY	14,982.50	TUITION-OTHER AGENCIES
00241053	11/01/19	SOUTHERNCARLSON, INC	-30.04	FURNITURE & EQUIPMENT
00241053	11/01/19	SOUTHERNCARLSON, INC	1,365.97	SUPPLIES
00241054	11/01/19	SOUTHSIDE PLUMBING, LLC.	10,893.51	BUILDING IMPROVEMENT
00241055	11/01/19	SPHERO	4,032.51	SUPPLIES
00241056	11/01/19	SPORTS FACILITY MAINTENANCE, LLC	6,297.00	SITE IMPROVEMENTS
00241057	11/01/19	STA CENTRAL REGION	42,807.57	CONTRACTED TRANSPORTATION
00241058	11/01/19	STAPLES ADVANTAGE	590.13	SUPPLIES
00241059	11/01/19	STETSON & ASSOCIATES, INC	15,442.84	PROFESSIONAL SERVICES
00241060	11/01/19	STEVE'S FLOOR COVERINGS, INC.	2,780.00	BUILDING IMPROVEMENT
00241061	11/01/19	STEVEN LEHR, RPT	240.00	PROFESSIONAL SERVICES
00241062	11/01/19	SUBURBAN NEWSPAPERS, INC.	711.97	ADVERTISING/PUBLICATION
00241063	11/01/19	TAESE/USU	210.00	EMPLOYEE TRAINING & DEVELOPMNT
00241064	11/01/19	TALX CORPORATION	100.00	PROFESSIONAL SERVICES
00241065	11/01/19	TALX UC EXPRESS	847.78	UNEMPLOYMENT CERTIFIED STAFF
00241066	11/01/19	TED'S MOWER SALES & SERVICE	100.24	SUPPLIES
00241067	11/01/19	TERRY HUGHES TREE SERVICE	75.00	BUILDING IMPROVEMENT
00241067	11/01/19	TERRY HUGHES TREE SERVICE	1,980.00	SITE IMPROVEMENTS

00241068	11/01/19	THE FILTER SHOP	4,586.96	SUPPLIES
00241069	11/01/19	THE GRAPHIC EDGE	825.25	SUPPLIES
00241070	11/01/19	THE HOME DEPOT PRO	815.84	SUPPLIES
00241071	11/01/19	THE LIBRARY STORE, INC.	80.44	SUPPLIES
00241072	11/01/19	TREES, SHRUBS & MORE	547.50	SUPPLIES
00241073	11/01/19	TRESONA	660.00	SUPPLIES
00241074	11/01/19	TRUCK CENTER COMPANIES	666.56	CONTRACTED TRANSPORTATION
00241075	11/01/19	TRUCK CENTER COMPANIES	9,474.10	TIRES & PARTS
00241076	11/01/19	TURNITIN, LLC.	12,366.05	SOFTWARE
00241077	11/01/19	TY'S OUTDOOR POWER INC.	358.02	REPAIRS
00241078	11/01/19	U.S. BANK CORPORATE PAYMENT SYS	922.42	BUILDING IMPROVEMENT
00241078	11/01/19	U.S. BANK CORPORATE PAYMENT SYS	8,932.71	EMPLOYEE TRAINING & DEVELOPMNT
00241078	11/01/19	U.S. BANK CORPORATE PAYMENT SYS	5,283.17	FURNITURE & EQUIPMENT
00241078	11/01/19	U.S. BANK CORPORATE PAYMENT SYS	139.00	SOFTWARE
00241078	11/01/19	U.S. BANK CORPORATE PAYMENT SYS	12,121.02	SUPPLIES
00241078	11/01/19	U.S. BANK CORPORATE PAYMENT SYS	8.49	TECH TRAINING & DEVELOPMENT
00241079	11/01/19	U.S. SCHOOL SUPPLY, INC.	85.95	SUPPLIES
00241080	11/01/19	UNIFIRST CORPORATION	711.08	PROFESSIONAL SERVICES
00241081	11/01/19	UNIVERSITY OF NEB MEDICAL CENTER	99,720.33	TUITION-OTHER AGENCIES
00241082	11/01/19	VIRCO, INC.	12,271.68	PRIOR YEAR PAYABLE
00241082	11/01/19	VIRCO, INC.	2,884.27	SUPPLIES
00241083	11/01/19	VOCABULARY SPELLINGCITY	279.80	SUPPLIES
00241084	11/01/19	VOSS LIGHTING	3,654.20	SUPPLIES
00241085	11/01/19	WATCH D.O.G.S	184.24	SUPPLIES
00241086	11/01/19	WESTLAKE HARDWARE	110.01	REPAIRS
00241087	11/01/19	WINDSTAR LINES, INC.	17,180.00	CONTRACTED TRANSPORTATION
00241088	11/01/19	WONDER WORKSHOP, INC.	22,709.59	SUPPLIES
00241089	11/01/19	WORK FIT, INC.	1,346.00	PROFESSIONAL SERVICES
00241090	11/01/19	ZTRIP NE	988.84	CONTRACTED TRANSPORTATION
00241126	11/01/19	U.S. BANK EQUIPMENT FINANCE	10,227.32	RENTALS/LEASE PURCHASE
00241126	11/01/19	U.S. BANK EQUIPMENT FINANCE	12,816.97	SUPPLIES
		General Fund Total:	1,220,524.09	

General Fund	Check No	Check Date	Vendor Name	Amount	Description
	00240727	10/03/19	JEFF RIPPE	160.00	EMPLOYEE TRAINING & DEVELOPMNT
	00240728	10/03/19	MAUREEN McNAMARA	160.00	EMPLOYEE TRAINING & DEVELOPMNT
	00240729	10/03/19	MEGAN STEIL	10.00	EMPLOYEE TRAINING & DEVELOPMNT
	00240731	10/03/19	PHILLIP LOOMIS	26.00	EMPLOYEE TRAINING & DEVELOPMNT
	00240732	10/03/19	POWERSCHOOL GROUP, LLC.	17,480.00	SOFTWARE
	00240733	10/03/19	ROBERT MOORE	160.00	EMPLOYEE TRAINING & DEVELOPMNT
	00240734	10/03/19	SARAH CENTINEO	160.00	EMPLOYEE TRAINING & DEVELOPMNT
	00240735	10/03/19	SHARRA SMITH	160.00	EMPLOYEE TRAINING & DEVELOPMNT
	00240736	10/03/19	SHELLY DUBAY	152.74	SUPPLIES
	00240737	10/04/19	BELLEAIRE ACTIVITY	26.72	SUPPLIES
	00240738	10/04/19	BP BUSINESS SOLUTIONS	1,093.64	GAS, DIESEL, OIL
	00240739	10/04/19	CARDMEMBER SERVICE	653.34	REPAIRS
	00240739	10/04/19	CARDMEMBER SERVICE	362.34	SUPPLIES
	00240740	10/04/19	VERIZON WIRELESS	320.21	TELECOMMUNICATIONS
	00240790	10/07/19	BLAKE ANDERSON	224.00	EMPLOYEE TRAINING & DEVELOPMNT
	00240791	10/07/19	KIM RAUSCH	224.00	EMPLOYEE TRAINING & DEVELOPMNT
	00240792	10/07/19	NATHAN BACON	224.00	EMPLOYEE TRAINING & DEVELOPMNT
	00240793	10/07/19	SARA POWELL	224.00	EMPLOYEE TRAINING & DEVELOPMNT
	00240794	10/07/19	TOPEKA PUBLIC SCHOOLS	250.00	EMPLOYEE TRAINING & DEVELOPMNT
	00240795	10/09/19	DISTRICT REVOLVING ACCOUNT	83.94	EMPLOYEE TRAINING & DEVELOPMNT
	00240795	10/09/19	DISTRICT REVOLVING ACCOUNT	7,283.97	POSTAGE
	00240795	10/09/19	DISTRICT REVOLVING ACCOUNT	6,471.00	PROFESSIONAL SERVICES
	00240795	10/09/19	DISTRICT REVOLVING ACCOUNT	1,404.24	REPAIRS
	00240795	10/09/19	DISTRICT REVOLVING ACCOUNT	29,363.37	SUPPLIES
	00240795	10/09/19	DISTRICT REVOLVING ACCOUNT	886.91	TRASH REMOVAL
	00240796	10/09/19	MEGAN STEIL	10.00	EMPLOYEE TRAINING & DEVELOPMNT
	00240797	10/09/19	MOSQUITO SQUAD OF OMAHA METRO	620.00	BUILDING IMPROVEMENT
	00240798	10/10/19	CUNE COMMITTEE	55.00	SUPPLIES
	00240799	10/10/19	NORRIS MIDDLE SCHOOL	80.00	SUPPLIES
	00240800	10/10/19	TRESONA	1,390.00	SUPPLIES
	00240801	10/10/19	WORDMASTERS LLC	99.00	SUPPLIES
	00240802	10/11/19	MICHAELLA ESTERS	247.98	SUPPLIES
	00240803	10/14/19	BILL HILEMAN	24.42	CONTRACTED TRANSPORTATION
	00240804	10/14/19	CONTROLLED RAIN	2,544.60	BUILDING IMPROVEMENT
	00240805	10/14/19	COURTNEY ARMSTRONG	30.39	CONTRACTED TRANSPORTATION
	00240806	10/14/19	DENNIS BLACK	28.57	CONTRACTED TRANSPORTATION
	00240807	10/14/19	FAMILY FARE SUPERMARKET	274.58	SUPPLIES
	00240808	10/14/19	HARRY ZILLI	11.00	CONTRACTED TRANSPORTATION
	00240809	10/14/19	JEFF CHUNKA	31.48	CONTRACTED TRANSPORTATION
	00240810	10/14/19	KALLIE LAWRENCE	29.63	CONTRACTED TRANSPORTATION
	00240811	10/14/19	KEVIN MCHUGH	24.47	CONTRACTED TRANSPORTATION
	00240812	10/14/19	KIMBERLY WILLIAMS	32.41	CONTRACTED TRANSPORTATION
	00240813	10/14/19	KYLE TILLER	34.71	CONTRACTED TRANSPORTATION

00240814	10/14/19	NEBRASKA ACADEMY OF SCIENCES	85.00	SUPPLIES
00240815	10/14/19	RICK ASPINALL	24.95	CONTRACTED TRANSPORTATION
00240816	10/14/19	ROBERT MAGEE	32.75	CONTRACTED TRANSPORTATION
00240817	10/14/19	ROBERT QUEEN	29.31	CONTRACTED TRANSPORTATION
00240818	10/14/19	SHERI FILLIPI	70.00	SUPPLIES
00240819	10/14/19	UPS	95.23	POSTAGE
00240820	10/15/19	GISELA LACY	107.89	SUPPLIES
00240821	10/15/19	MACGILL	102.30	SUPPLIES
00240822	10/15/19	NEBRASKA DYSLEXIA ASSOCIATION	450.00	EMPLOYEE TRAINING & DEVELOPMNT
00240823	10/15/19	REGION II PRINCIPALS	100.00	SUPPLIES
00240825	10/17/19	LARISSA MCCANN	160.00	EMPLOYEE TRAINING & DEVELOPMNT
00240826	10/17/19	NASPA	90.00	EMPLOYEE TRAINING & DEVELOPMNT
00240827	10/17/19	OMAHA SYMPHONY	165.00	SUPPLIES
00240828	10/17/19	PAM TOYNE	160.00	EMPLOYEE TRAINING & DEVELOPMNT
00240829	10/17/19	PEARSON EDUCATION	49,018.90	SUPPLIES
00240830	10/17/19	SHERI FILLIPI	39.96	EMPLOYEE TRAINING & DEVELOPMNT
00240831	10/17/19	REGION II PRINCIPALS	100.00	SUPPLIES
00240832	10/21/19	NEBRASKA STATE TREASURER	30.00	VOIDED CHECK PASS THROUGH
00240833	10/22/19	MCC BOOKSTORE SOUTH OMAHA STORE	5,394.70	PROFESSIONAL SERVICES
00240834	10/22/19	RICHARD CASEY	646.00	EMPLOYEE TRAINING & DEVELOPMNT
00240835	10/22/19	SHARRA SMITH	86.78	EMPLOYEE TRAINING & DEVELOPMNT
00240872	10/25/19	CHRISTA KOBER	12.00	EMPLOYEE TRAINING & DEVELOPMNT
00240873	10/25/19	JENNIFER CARDA	288.00	EMPLOYEE TRAINING & DEVELOPMNT
00240874	10/25/19	KARI MACKIEWICZ	18.00	EMPLOYEE TRAINING & DEVELOPMNT
00240875	10/25/19	MIDTESOL	176.50	EMPLOYEE TRAINING & DEVELOPMNT
00240876	10/28/19	BETHANY KLONE	224.00	EMPLOYEE TRAINING & DEVELOPMNT
00240877	10/28/19	DAWN EDIGER	224.00	EMPLOYEE TRAINING & DEVELOPMNT
00240878	10/28/19	GINA STUKENHOLTZ	224.00	EMPLOYEE TRAINING & DEVELOPMNT
00240879	10/28/19	LAURA STEINKE	224.00	EMPLOYEE TRAINING & DEVELOPMNT
00240880	10/28/19	MISTRAL INC	292.66	SUPPLIES
00240881	10/28/19	MOLLY WOLFE - KOEHLER	224.00	EMPLOYEE TRAINING & DEVELOPMNT
00240882	10/28/19	NICOLE FOX	224.00	EMPLOYEE TRAINING & DEVELOPMNT
General Fund Immediate Pays Released Prior to Board Meeting:			132,252.59	

11-01-2019

Special Bldg	Check No	Check Date	Vendor Name	Amount	Description
	00241091	11/01/19	ANDERSON LADD	2,690.00	BUILDING PROJECTS
	00241092	11/01/19	ECHO ELECTRIC SUPPLY	743.90	BUILDING PROJECTS
	00241093	11/01/19	MUSCO SPORTS LIGHTING, LLC.	225,000.00	BUILDING PROJECTS
	00241094	11/01/19	NEBRASKA MACHINERY CO	2,800.00	BUILDING PROJECTS
	00241095	11/01/19	NEW HORIZONS LLC	4,900.00	BUILDING PROJECTS
	00241096	11/01/19	PLIBRICO COMPANY, LLC.	16,890.70	BUILDING PROJECTS
	00241097	11/01/19	SOUTHSIDE PLUMBING, LLC.	17,452.07	BUILDING PROJECTS
			Special Building Site Fund Total:	270,476.67	

Bond Fund	Check No	Check Date	Vendor Name	Amount	Description
	00030330	11/01/19	AQUA-CHEM, INC.	112,450.00	BUILDING PROJECTS
	00030331	11/01/19	BRADCO COMPANY	33,984.00	BUILDING PROJECTS
	00030332	11/01/19	CCS PRESENTATION SYSTEMS, INC.	8,299.00	BUILDING PROJECTS
	00030333	11/01/19	CLASSKICK	65,880.00	BUILDING PROJECTS
	00030334	11/01/19	EHRHART GRIFFIN & ASSOCIATES	4,850.00	BUILDING PROJECTS
	00030335	11/01/19	GP ARCHITECTURE, LLC.	8,560.00	BUILDING PROJECTS
	00030335	11/01/19	GP ARCHITECTURE, LLC.	5,000.00	PROFESSIONAL SERVICES
	00030336	11/01/19	KONE INC.	4,980.00	BUILDING PROJECTS
	00030337	11/01/19	LUEDER CONSTRUCTION CO.	65,388.16	BUILDING PROJECTS
	00030338	11/01/19	MARK VII ENTERPRISES, INC.	201,152.81	BUILDING PROJECTS
	00030339	11/01/19	MCCOY CONSTRUCTION, LLC	75,675.00	BUILDING PROJECTS
	00030340	11/01/19	MEJIA ROOFING & CONTRACTORS	22,044.46	BUILDING PROJECTS
	00030341	11/01/19	MIDWEST TENNIS & TRACK	9,126.18	BUILDING PROJECTS
	00030342	11/01/19	NEMAHA LANDSCAPE CONSTRUCTION	39,181.53	BUILDING PROJECTS
	00030343	11/01/19	NEW WAVE POOLS AND SPAS, INC	274,937.40	BUILDING PROJECTS
	00030344	11/01/19	O'KEEFE ELEVATOR COMPANY, INC	31,132.00	BUILDING PROJECTS
	00030345	11/01/19	OPTIMIZED SYSTEMS ENGINEERING	23,000.00	BUILDING PROJECTS
			Bond Project Fund Total:	985,640.54	

Food Service	Check No	Check Date	Vendor Name	Amount	Description
	00241098	11/01/19	AMERICAN BOTTLING COMPANY	2,691.20	FOOD
	00241099	11/01/19	AMERICAN FOODS GROUP, LLC.	2,600.00	FOOD
	00241100	11/01/19	BIMBO BAKERIES USA	7,390.64	FOOD
	00241101	11/01/19	BPS FOUNDATION - LAC	100.00	SUPPLIES
	00241102	11/01/19	CARPENTER PAPER COMPANY	5,144.59	SUPPLIES
	00241103	11/01/19	COCA-COLA OF OMAHA	4,928.62	FOOD
	00241104	11/01/19	DISTRICT ACTIVITY FUND	1,690.00	SUPPLIES
	00241105	11/01/19	EAST HIGH ACTIVITY ACCOUNT	550.00	SUPPLIES
	00241106	11/01/19	FAMILY FARE SUPERMARKET	265.61	FOOD
	00241107	11/01/19	FARNER-BOCKEN COMPANY	4,102.75	FOOD
	00241108	11/01/19	GENERAL PARTS, LLC.	2,513.45	REPAIRS
	00241109	11/01/19	GREATER AMERICA DISTRIBUTING INC.	216.75	REPAIRS
	00241110	11/01/19	GREENBERG FRUIT COMPANY	4,395.48	FOOD
	00241111	11/01/19	HILAND DAIRY	22,308.69	FOOD
	00241112	11/01/19	LEWIS & CLARK ACTIVITY FUND	150.00	SUPPLIES
	00241113	11/01/19	LOGAN FONTENELLE ACTIVITY FUND	150.00	SUPPLIES
	00241114	11/01/19	MARY HANSEN	601.34	SUPPLIES
	00241115	11/01/19	MENARDS, INC.	189.91	SUPPLIES
	00241116	11/01/19	MILLARD REFRIGERATED SERVICES	403.50	PROFESSIONAL SERVICES
	00241117	11/01/19	MISSION ACTIVITY FUND	150.00	SUPPLIES
	00241118	11/01/19	MMC CONTRACTORS, INC.	8,210.98	REPAIRS
	00241119	11/01/19	NEBRASKA - IOWA SUPPLY CO. INC.	500.94	GAS, DIESEL, OIL
	00241120	11/01/19	OFFICE DEPOT, INC	655.06	SUPPLIES
	00241121	11/01/19	PEPSI COLA COMPANY	3,391.59	FOOD
	00241122	11/01/19	PREMIER WASTE SOLUTIONS	1,554.00	TRASH REMOVAL
	00241123	11/01/19	SYSCO LINCOLN	140,669.37	FOOD
	00241124	11/01/19	THE WASSERSTROM COMPANY	528.77	SUPPLIES
	00241125	11/01/19	WEST HIGH ACTIVITY FUND	550.00	SUPPLIES
			Food Service Fund Total:	216,603.24	

11-01-2019

Food Service	Check No	Check Date	Vendor Name	Amount	Description
	00240740	10/04/19	VERIZON WIRELESS	137.11	SUPPLIES
Food Service Immediate Pays Released Prior to Board Meeting:				137.11	

Personnel

DR. SMITH

(a) Election of New Teachers

Recommended action: "that (1) Heather Norton be elected to the certified staff for the 2019-20 school year effective January 6, 2020 subject to her release from any contractual agreements with other school districts."

Summary

<u>Name</u>	<u>College</u>	<u>Degree/ Experience</u>	<u>Assignment</u>
1. Heather Norton	UNO	BS/none	Math

DISTRICT CERTIFIED STAFFING REPORT (FTE by POSITION & BUILDING)

	Avery	Belleaire	Bellevue	Bertha Barber	Betz	Birchcrest	Central	Fairview	Fort Crook	LeMay	Leonard Lawrence	Peter Sarpy	Twin Ridge	Two Springs	Wake Robin	Lewis&Clark	Logan	Mission	Bellevue East	Bellevue West	CHAP	Early Childhood	ACE/BEST/Project Search	District	Grand Total	
Kindergarten	2.00	2.00	3.00	1.00	2.00	2.00	1.00	3.00	2.00	2.00	3.00	3.00	2.00	2.00	2.00										32.00	
1st grade	2.00	2.00	3.00	1.00	2.00	2.00	1.00	3.00	2.00	2.00	2.00	3.00	1.00	3.00	2.00										31.00	
2nd grade	2.00	2.00	3.00	1.00	2.00	2.00	1.00	2.00	2.00	2.00	3.00	3.00	2.00	2.00	2.00										31.00	
3rd grade	2.00	2.00	3.00	1.00	2.00	2.00	1.00	2.00	2.00	2.00	3.00	3.00	1.00	2.00	2.00										30.00	
4th grade	2.00	2.00	3.00	1.00	2.00	3.00	1.00	3.00	2.00	2.00	2.00	3.00	2.00	2.00	2.00										32.00	
5th grade	2.00	2.00	3.00	1.00	2.00	3.00	1.00	2.00	2.00	2.00	3.00	2.00	2.00	2.00	2.00										31.00	
6th grade	2.00	2.00	3.00	1.00	2.00	3.00	1.00	2.00	2.00	2.00	3.00	2.00	2.00	2.00	2.00										31.00	
Art	0.25	0.50	0.50	0.25	0.25	0.25	0.25	0.50	0.50	0.25	0.50	0.50	0.50	0.50	0.25	1.00	1.00	1.00	2.00	1.00	0.25				12.00	
Band	0.26	0.25	0.25	0.25	0.25	0.25	0.25	0.25	0.25	0.25	0.25	0.25	0.25	0.25	0.25	2.00	1.49	1.25	1.50	2.00					12.00	
Business																			3.00	5.00					8.00	
Career Center																			1.00	1.00					2.00	
Comm Arts																			3.00	3.40					6.40	
Counselor	0.50	1.00	1.00	0.50		1.00	0.50	0.50	0.50	1.00	1.00	1.00	1.00	0.50	1.00	2.00	2.00	2.00	4.00	4.00					25.00	
Dean																			3.00	3.00					6.00	
EC homebased																						7.00			7.00	
EL	0.50	0.34	0.50	0.33	0.50	1.00	0.33	0.33	0.50	0.50	0.33	0.34	0.50	0.50	0.50	0.20	0.20	0.40	0.60	0.60					9.00	
English																4.00	3.00	4.00	12.00	13.20					36.20	
FCS																1.00	1.00	1.00	2.00	2.00					7.00	
HAL	0.20	0.20	0.20	0.20	0.20	0.20	0.20	0.20	0.20	0.20	0.20	0.20	0.20	0.20	0.20	0.34	0.33	0.33	0.50	0.50					5.00	
Instructional Coach	1.00	1.00	1.00	0.50	1.00	1.00	0.50	1.00	1.00	1.00	1.00	1.00	1.00	1.00	1.00	1.00	1.00	1.00	1.00	1.00					17.00	
Instructional Coach-Tech																								3.00	3.00	
Lead Teacher		1.00		1.00	1.00	1.00																	1.00		4.00	
Librarian	0.60	0.80	1.00	0.40	0.60	1.00	0.40	1.00	0.60	0.80	1.00	1.00	0.80	1.00	0.60	1.00	1.00	1.00	1.00	1.00	0.40				17.00	
Literacy Ctr																						2.00			2.00	
Math																5.00	4.00	4.00	13.00	14.00					40.00	
Music	0.60	0.60	1.00	0.40	0.60	1.00	0.40	1.00	0.60	0.80	1.00	1.00	1.00	1.00	0.60	1.00	1.00	1.00	2.00	2.00	0.40				19.00	
Nurse	0.25	1.00	0.34	0.25	0.25	0.25	0.25	0.25	0.33	0.34	0.33	0.33	0.25	1.00	0.25	0.33	1.00	CONTRACT	1.00	1.00				1.00	10.00	
Occupational Therapist																								5.40	5.40	
PE	0.80	0.70	1.00	0.40	0.60	1.00	0.40	1.00	0.60	0.80	1.00	1.00	0.90	1.00	0.60	2.00	2.00	2.00	4.80	5.00	0.40				28.00	
Preschool	1.00	1.00	1.00	1.00	1.00	1.00	1.00	1.00	1.00	1.00		1.00		1.00											12.00	
Reading	1.00	1.00	1.00	1.00	1.00	1.00	1.00	1.00	1.00	1.00	1.00	1.00	1.00	1.00	1.00	5.00	4.00	3.00							27.00	
ROTC																			2.00	3.00					5.00	
School Psych		1.00			1.00				1.00		1.00	1.00		1.00	1.00		1.00	1.00	1.00	1.00	1.00	1.00			13.00	
Science																5.00	4.00	4.00	11.00	13.00					37.00	
Skilled & TechScience																1.00	1.00	1.00	2.00	3.00					8.00	
SLP	1.20	1.80	1.00	0.60	1.00	1.60	0.60	1.20	1.00	1.20	1.00	1.80	1.00	1.80	1.00	1.00	1.00	1.00	2.00	2.00	0.40	5.00	1.00		31.20	
SLP - diagnostician																								2.00	2.00	
Social Studies																4.00	4.00	3.00	11.40	13.60					36.00	
SPED - ED						2.00											1.00		1.00		4.00				8.00	
SPED - Consultative Services																								3.00	3.00	
SPED - Deaf HoH																								2.00	2.00	
SPED - Instructional Coach																								2.00	2.00	
SPED - Life Skills		2.00												2.00		1.00		2.00	2.00						9.00	
SPED - Orientation Mobility																								1.00	1.00	
SPED - Resource	2.00	3.00	2.00	2.00	3.50	3.00	1.00	2.00	2.00	3.00	3.00	3.00	3.00	2.75	3.00	5.00	4.00	5.00	12.00	10.00			4.00		78.25	
SPED - Vision																									2.00	2.00
PowerSchool/Partnerships																									2.00	2.00
Teacher - Alt. Learning																							2.60		2.60	
Title I/FLR Grant		2.00			2.50	1.00																			5.50	
World Language																1.00	1.00	1.00	8.40	7.60					19.00	
Asst. Principal																1.00	1.00	1.00	3.00	3.00					9.00	
Principal	1.00	1.00	1.00	0.50	1.00	1.00	0.50	1.00	1.00	1.00	1.00	1.00	1.00	1.00	1.00	1.00	1.00	1.00	1.00	1.00	1.00				20.00	
Coordinator																								4.00	4.00	
Director																									10.00	10.00
Asst. Supt/Exec. Director																									2.00	2.00
Superintendent																									1.00	1.00
Grand Total	25.16	34.19	33.79	15.58	30.25	35.55	14.58	29.23	26.08	27.14	32.61	34.42	24.40	32.50	26.25	44.87	43.02	39.98	111.20	117.90	7.85	15.00	8.60	40.40	850.55	

DISTRICT CLASSIFIED STAFFING REPORT (FTE by POSITION & BUILDING)

	Avery	Belleaire	Bellevue	Bertha Barber	Betz	Birchcrest	Central	Fairview	Fort Crook	LeMay	Leonard Lawrence	Peter Sarpy	Twin Ridge	Two Springs	Wake Robin	Lewis&Clark	Logan	Mission	Bellevue East	Bellevue West	CHAP	Early Childhood	Lied Center	ACE/BEST	Food Service	Trans	Welcome Center	District	Grand Total	
Custodian	3.00	3.00	3.00	2.00	3.00	3.00	2.00	3.00	3.00	3.00	3.00	3.00	3.00	3.00	3.00	5.00	5.00	5.00	14.00	14.00	1.00		2.00	2.00			3.00		94.00	
Maintenance																												8.00	8.00	
Food Service																									1.00				1.00	
Specialist																									1.00				1.00	
Service Driver																									4.72				4.72	
Food Service	2.71	2.65	2.64	1.43	3.85	2.72	1.50	2.64	2.64	2.71	2.71	3.29	2.36	2.64	2.29	4.36	5.00	4.43	11.23	10.61					2.14				76.55	
Paraprofessional																														
Accompanist																1.00	1.00	1.00	1.00	1.00										5.00
EL																			1.04	1.00									2.04	
Health	1.00	1.00	1.00	1.00	1.00	1.00	1.00	1.00	1.00	1.00	1.00	1.00	1.00	1.00	1.00	1.00	1.00	1.00	1.00	1.00	1.00			1.00					22.00	
Administrative/Clerical	3.07	2.44	3.50	2.87	2.72	3.64	1.50	3.07	3.19	2.07	4.21	3.14	2.57	2.42	2.28	1.00	1.00	1.00	1.29	2.00		1.00	4.83						54.80	
Kids' Time	2.21	1.99	3.30	1.14	1.92	2.21	1.43	2.92	2.58	1.86	4.36	2.35	1.92	1.86	2.72														34.77	
Library	0.43	0.57		0.57	0.36		0.57		0.50	0.50			0.50		0.50	1.00			1.00	1.00									8.50	
Preschool	1.72	1.72	1.72	1.72	1.72	1.72	1.72	1.72	1.72	1.72		1.72		1.72															20.64	
Special Education	2.83	10.72	3.50	4.07	5.83	9.65	2.93	4.72	3.72	7.23	6.51	8.65	2.86	14.00	4.65	6.11	7.30	5.07	15.03	15.03	10.93			7.93					159.26	
Secretary	1.00	1.00	1.00	1.00	1.00	1.00	1.00	1.00	1.00	1.00	1.00	1.00	1.00	1.00	1.00	2.00	2.00	2.00	7.00	7.00	1.00	1.00	1.00	1.00	1.00		3.00		43.00	
Specialists																														
Director/Supt Asst																											1.00		1.00	
Business/Payroll																											4.00		4.00	
COTA		0.25						0.25							0.25				0.25										0.75	
Curriculum																											1.00		1.00	
Family Facilitator		2.00																									1.00		1.00	
Enrollment																											1.00		1.00	
HVAC																											1.00		1.00	
Personnel																											2.00		2.00	
Print Shop																											2.00		2.00	
Coordinator																							4.00						4.00	
Assistant Supervisor																												2.00	3.00	
Social Worker					1.00																							3.00	3.00	
Technology																											1.00	9.00	10.00	
Transportation																														
Bus Driver																													50.65	
Specialist																								2.00					2.00	
Grand Total	17.97	27.34	19.66	15.80	22.40	24.94	13.65	20.32	19.35	21.09	22.79	24.15	15.21	27.64	17.69	21.47	22.30	20.75	52.59	52.64	13.93	6.00	10.83	11.93	8.86	50.65	19.00	23.00	623.92	

Bellevue Public Schools
Assessment & Accountability
Report to the Board of Education
November 4, 2019



Champions for Children
Shaping Our Future Through Engagement, Innovation, and a Culture of Belonging

NSCAS: Nebraska Student Centered Assessment System

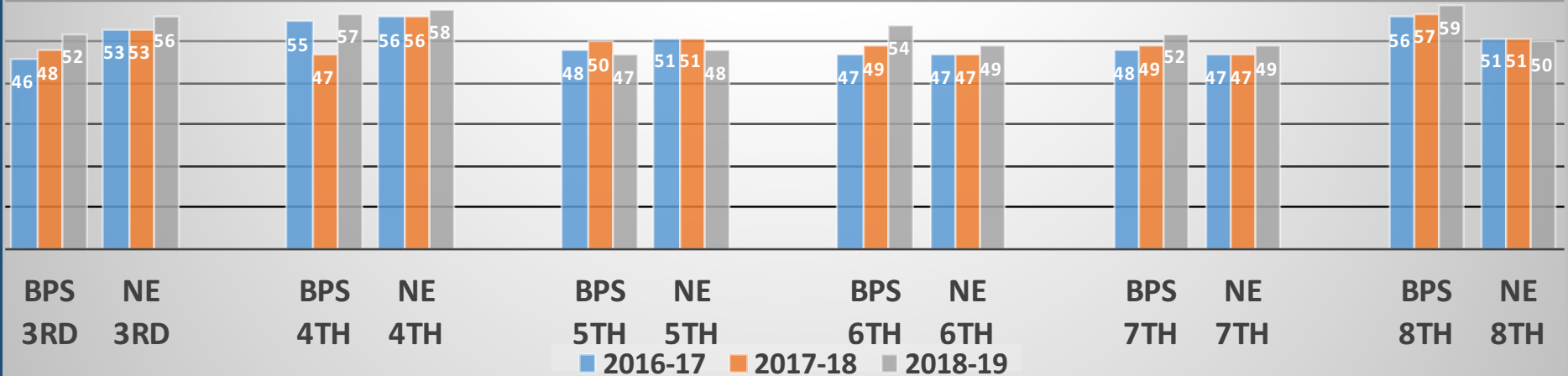
- Aggregate results of the 2019 NSCAS English Language Arts (ELA), Mathematics, and Science Assessments for grades 3-8 and 11 are included in the following report.
- All students in grades 3-8 and 11 in the state of Nebraska are required to participate in ELA and Mathematics state assessments, and students in grades 5, 8, & 11 are required to participate in Science state assessments. The ELA and Math assessments measure student achievement against the Nebraska College and Career Ready Content Area Standards, showing how student learning compares to expectations.
- 2019 was the last year of the Science assessment over the legacy standards. The new CCR Science assessment will be field tested in the spring of 2020 and will be operational with scores in the spring of 2021.
- Students in grades 3-8 take the NSCAS general assessments, and students in grade 11 take the NSCAS ACT. An alternate assessment is available for students who qualify as having significant cognitive disabilities.

NSCAS ELA (English Language Arts)

- The statewide assessment for ELA completed its third year and is a measurement of students' achievement at each grade level 3-8 on the Nebraska College & Career Ready Content Area Standards for English Language Arts.
- CCR Content Area Standards reflect increased rigor, and therefore, the NSCAS ELA assessment is also a more rigorous assessment.
- The achievement levels for the CCR NSCAS assessments are **Developing, On Track, and College Career Ready Benchmark.**

Grade Level	Percent of Students On Track and at CCR Benchmark		Average Scale Score		Range of Scale Scores
	BPS	NE	BPS	NE	
3 rd	52 (+4)	56 (+3)	2475 (+4)	2486 (+5)	2220 - 2840
4 th	57 (+10)	58 (+2)	2509 (+11)	2514 (+3)	2250 - 2850
5 th	47 (-3)	48 (-3)	2523 (-5)	2525 (-6)	2280 - 2860
6 th	54 (+5)	49 (+2)	2546 (+4)	2538 (+0)	2290 - 2870
7 th	52 (+4)	49 (+1)	2549 (-4)	2544 (-5)	2300 - 2880
8 th	59 (+2)	50 (-1)	2567 (+0)	2557 (-3)	2310 - 2890

Percent Proficient NSCAS ELA BPS and NE

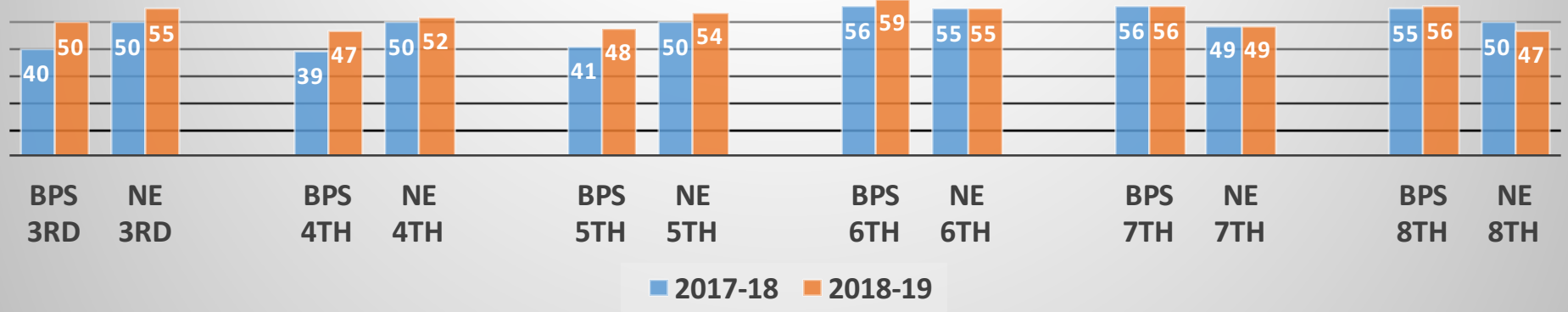


NSCAS Mathematics

- The statewide assessment for Mathematics completed its second year of use and is a measurement of students' achievement at each grade level 3-8 against the Nebraska College & Career Ready Content Area Standards for Mathematics.
- CCR Content Area Standards reflect increased rigor, and therefore, the NSCAS Mathematics assessment is also a more rigorous assessment.
- The achievement levels are **Developing, On Track, and College Career Ready Benchmark.**

Grade Level	Percent of Students On Track and at CCR Benchmark		Average Scale Score		Range of Scale Scores
	BPS	NE	BPS	NE	
3 rd	50 (+10)	55 (+6)	1186 (+6)	1195 (+3)	1000 - 1470
4 th	47 (+8)	52 (+3)	1220 (+11)	1225 (-1)	1010 - 1500
5 th	48 (+7)	54 (+4)	1233 (+7)	1244 (+3)	1020 - 1510
6 th	59 (+3)	55 (+1)	1258 (+3)	1252 (-1)	1030 - 1530
7 th	56 (-1)	49 (+0)	1262 (-6)	1251 (-3)	1040 - 1540
8 th	56 (+1)	47 (-3)	1283 (+5)	1267 (-2)	1050 - 1550

Percent Proficient NSCAS Mathematics BPS and NE

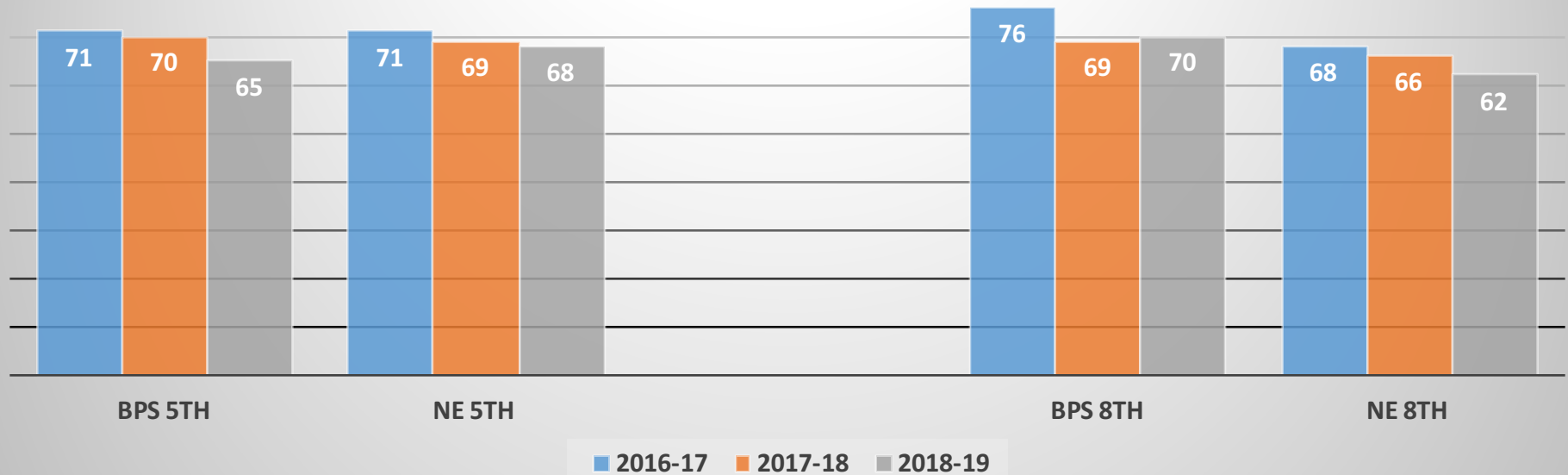


NSCAS SCIENCE

- Science is the last subject transitioning to the College and Career Ready Content Area Standards. The CCR standards were adopted in September of 2017 by the Nebraska Board of Education, and school districts across the state have been transitioning within their science curricula to the new CCR standards.
- Because the College and Career Ready Content Area Standards for Science reflect a shift in how science is taught, the NSCAS Science assessment must also shift. The Nebraska Department of Education has completed the development of a state science assessment that will measure student achievement toward the new CCR Content Area Science Standards.
- 2019 was the final year of the NSCAS Science assessment that measures the legacy science standards. The new CCR NSCAS Science assessment will be field tested in the spring of 2020 and fully implemented in the spring of 2021.
- The achievement levels for this final administration of the legacy Science test remain **Below Standards, Meets Standards, and Exceeds Standards** until the new assessment is implemented.
- It is important to note that the 2019 NSCAS Science assessment did not fully align with science standards being taught in the classroom as districts have transitioned to the new CCR Content Area Science Standards. Also important to note is there will be no science scores reported for the 2019-2020 school year since the NSCAS Science will be a field test. The US Department of Education granted Nebraska a waiver in reporting science scores for purposes of accountability for the field test year.

Grade Level	Percent of Students Meeting & Exceeding the Science Legacy Standards		Average Scale Score		Range of Scale Scores
	BPS	NE	BPS	NE	
5 th	65 (-5)	68 (-1)	98 (-2)	102 (+0)	0-200
8 th	70 (+1)	62 (-4)	103 (+1)	97 (-5)	0-200

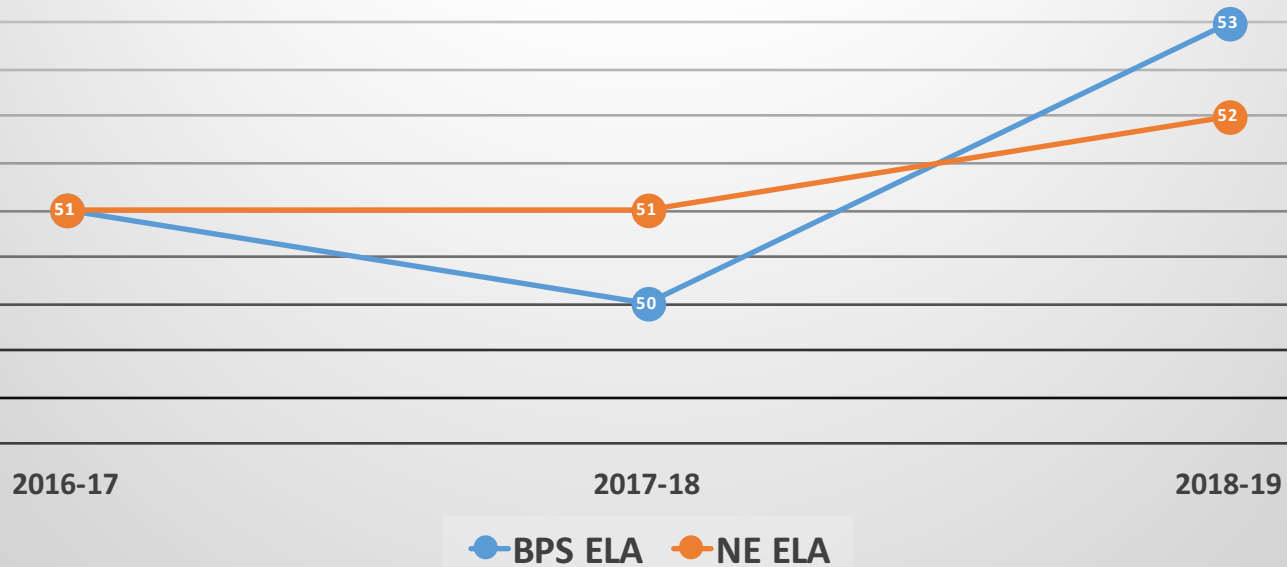
Percent Proficient NSCAS Science
BPS and NE



NSCAS ELA

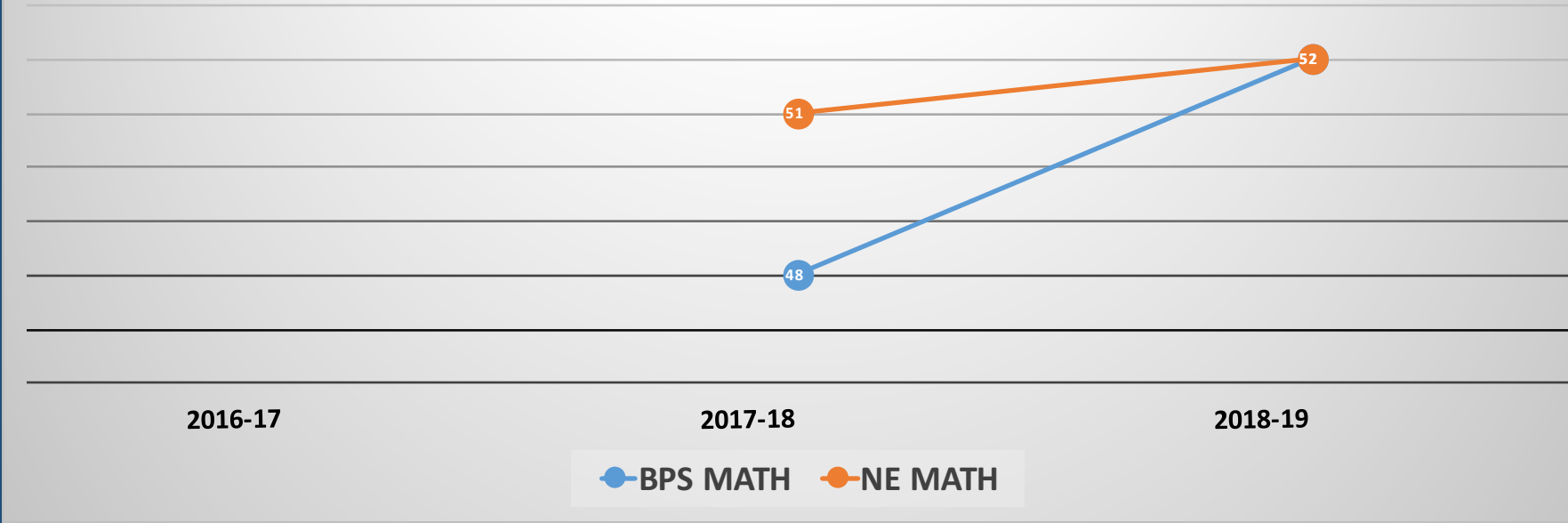
District and State Three-Year Trend

NSCAS ELA
All Grades Combined (3-8)



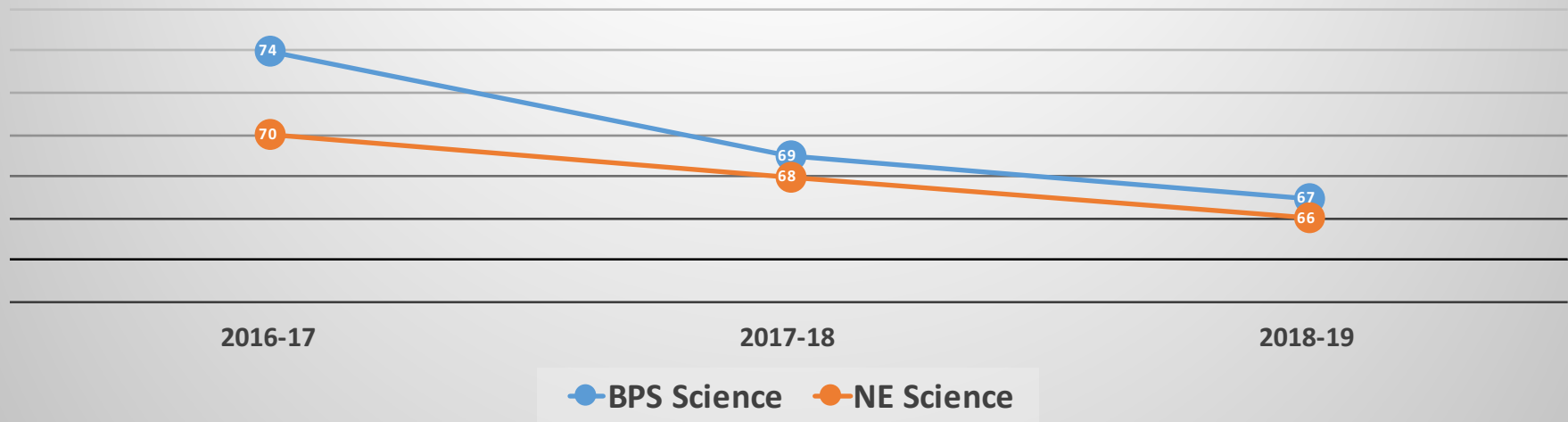
NSCAS Math District and State Two-Year Trend

NSCAS Math All Grades Combined (3-8)



NSCAS Science District and State Three-Year Trend

NSCAS Science All Grades Combined (3-8)



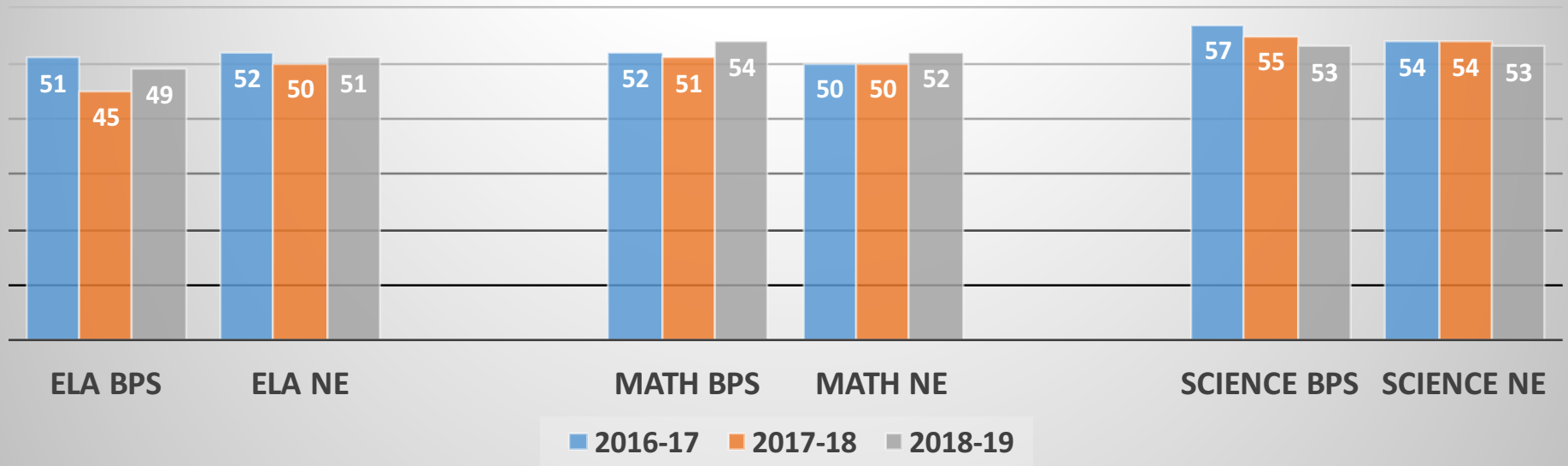
NSCAS ACT

- 2016-17 marked the first year that the ACT became the state assessment for all 11th grade students (3rd year cohort), so spring 2019 was the 3rd administration of the statewide ACT.
- While this is the regular ACT assessment that can be used for college entrance, the Nebraska Department of Education and the Nebraska Board of Education established achievement levels in three areas so this assessment can also serve as the state assessment and can be used for Nebraska accountability.
- The areas are ELA (a combination of the ACT English, reading, and writing subtests), Mathematics, and Science. The Nebraska Achievement Levels and associated score ranges are:

Performance Level	ELA	Math	Science
ACT Benchmark	20-36	22-36	23-36
On Track	18-19	18-21	19-22
Developing	1-17	1-17	1-18

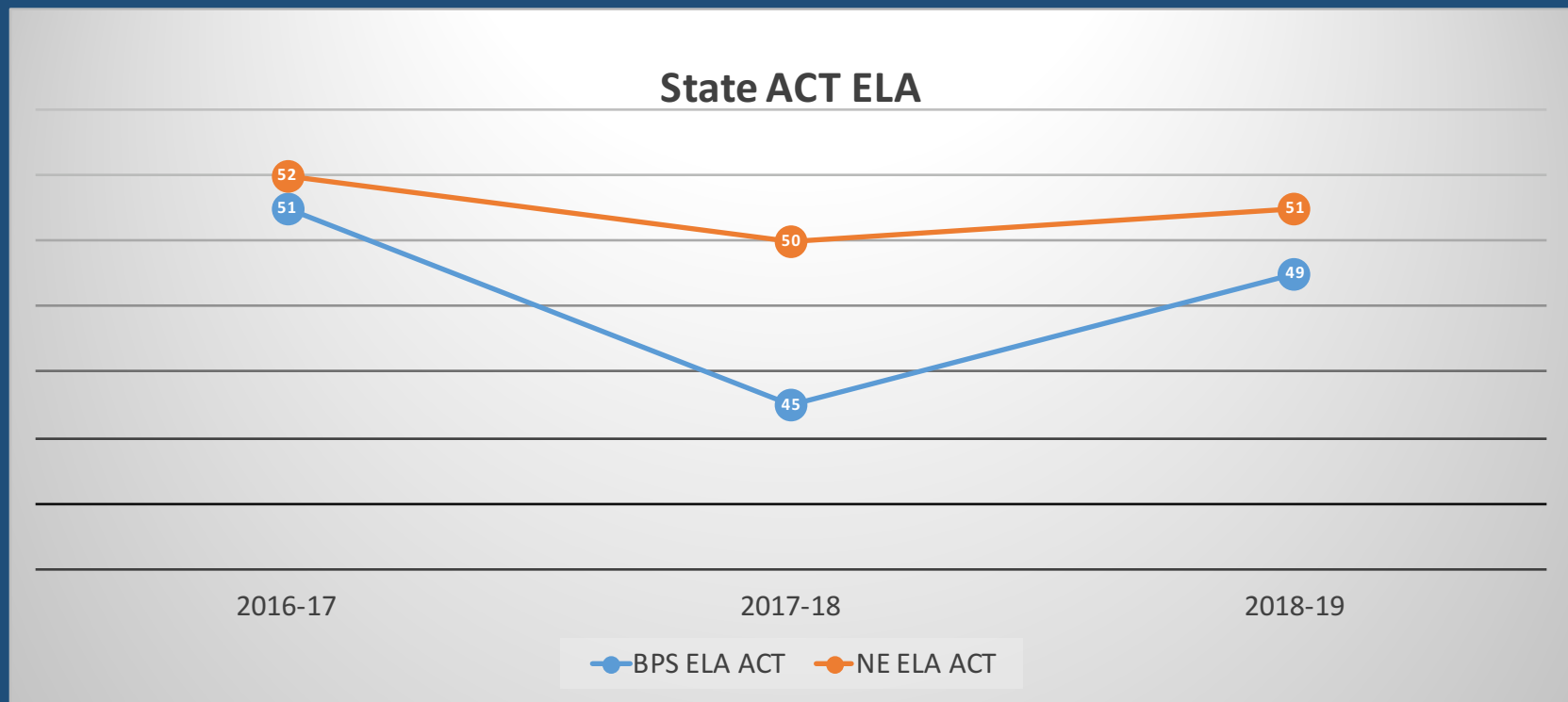
	Percent of Students in "On Track" & "ACT Benchmark"		Average Scale Score		Range of Scale Scores
	BPS	NE	BPS	NE	
ELA	49% (+4)	51% (+1)	17.4 (+.3)	17.7 (+.1)	1-36
Math	54% (+3)	52% (+2)	19 (+.3)	18.9 (+0)	1-36
Science	53% (-2)	53% (-1)	19.2 (-.3)	19.0 (-.3)	1-36

Percent Proficient Statewide ACT (3rd Year Cohort Students—Class of 2020)
BPS and NE

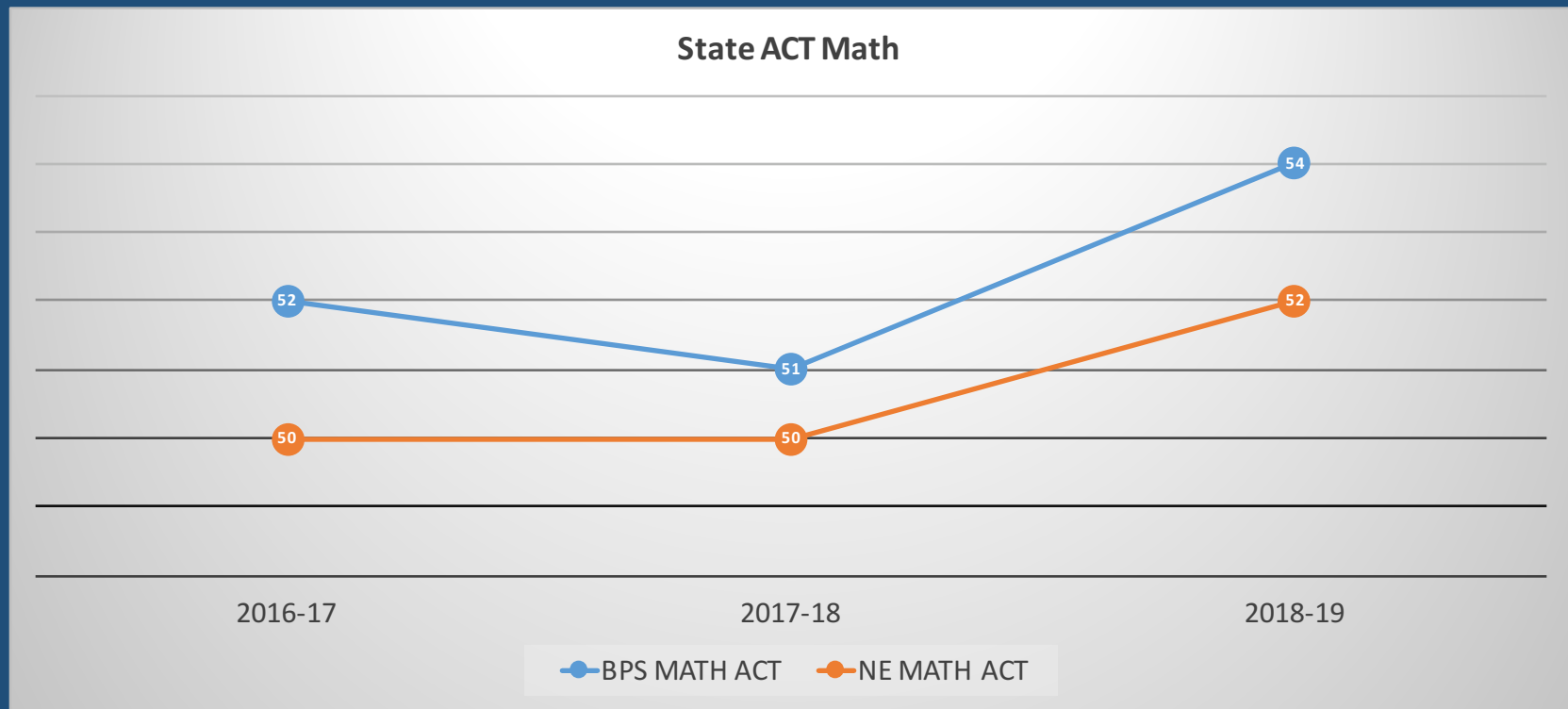


NSCAS ACT ELA

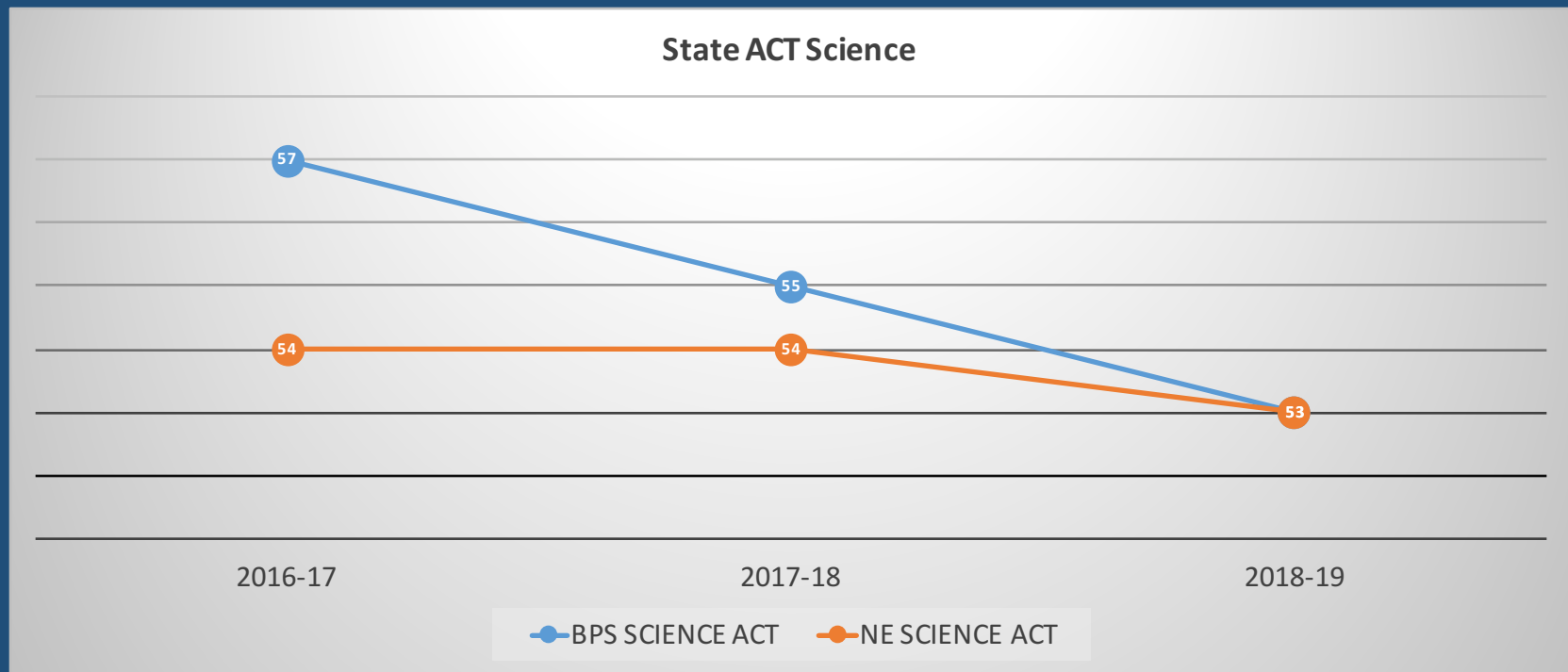
District and State Three-Year Trend



NSCAS ACT Math District and State Three-Year Trend



NSCAS ACT Science District and State Three-Year Trend



ACT Graduate Report (Class of 2019)

- We also annually receive the ACT Graduate Report which gives us the final report of all students of a graduating class who took the ACT
- This is the 2nd year with our graduate report including all students (with the exception of students who take the Alternate Assessment) since the report includes the state ACT scores if the student did not take the ACT again after that administration.
- This report reflects the scores from the last time the student takes the ACT. This could be either the state ACT score or the score from the most recent ACT taken after the state ACT.

**ACT Graduating Class Profile Report
Average Subject and Composite Scores: BPS, Nebraska, National**

BPS	Students Tested	English	Mathematics	Reading	Science	Composite
2014-15	480	21.9	20.9	23.2	22.2	22.2
2015-16	474	21.7	20.9	23.1	22.1	22.1
2016-17	458	21.7	21.1	23.6	22.6	22.3
2017-18*	760 (59% Increase)	19.2	19.6	20.6	20.1	20.0
2018-19	746	18.7	19.3	20.1	20.0	19.6

*First graduating class that 100% students had the opportunity to complete the ACT as a junior (99% assessed)

Nebraska	Students Tested	English	Mathematics	Reading	Science	Composite
2014-15	18,347	21.1	21.0	21.9	21.6	21.5
2015-16	18,598	20.9	20.8	21.8	21.5	21.4
2016-17	18,993	20.9	20.9	21.9	21.5	21.4
2017-18*	24,516 (29% Increase)	19.4	19.8	20.4	20.1	20.1
2018-19	24,744	19.4	19.7	20.3	20.2	20.0

*First graduating class that 100% students had the opportunity to complete the ACT as a junior (98% assessed)

National	Students Tested	English	Mathematics	Reading	Science	Composite
2014-15	1,924,436	20.4	20.8	21.4	20.9	21.0
2015-16	2,090,342	20.1	20.6	21.3	20.8	20.8
2016-17	2,030,038	20.3	20.7	21.4	21.0	21.0
2017-18	1,914,817	20.2	20.5	21.3	20.7	20.8
2018-19	1,782,820	20.1	20.4	21.2	20.6	20.7

*Represents 52% of students in the 2019 graduating class

AQuESTT: Accountability for a Quality Education System, Today and Tomorrow

- Nebraska has developed an accountability system under AQuESTT (state statute) and ESSA (federal law).
- AQuESTT classification combines performance on several indicators to provide schools and districts with an overall descriptive classification of **Excellent, Great, Good, or Needs Improvement**.
- Indicators include: Percent of proficient tests overall, improvement of average scale scores, individual student growth, change in non-proficiency rate, English Learner progress toward language proficiency, chronic absenteeism rate, graduation rate, science performance

BPS AQuESTT Snapshot:

- 3 schools changed classification from “good” to “great” for a total of 7 schools with the “great” rating.
- 13 schools have a rating of “good”. No schools are rated “needs improvement”
- Graduation rate Increase from 93% to 94%
- Individual Score Growth Increase from 69% to 75%
- Score Improvement: YES
- Non-Proficiency Reduction: YES
- Progress toward EL Proficiency decrease from 48% to 45%
- Chronic Absenteeism Reduction NO*
- Status Score Needed for District Classification Increase from Good to Great: 54.01%. BPS Status Score: 53.47%. (.54% from status change)

2018-2019

AQuESTT Classification

Bellevue Public Schools

Classification

EXCELLENT

GREAT

GOOD

NEEDS IMPROVEMENT

Schools in District	22
State Board District	2
Educational Service Unit	3
Legislative Districts	45, 3



Beginning Status

GOOD

NSCAS English Language Arts & Mathematics Proficiency

SUCCESS, ACCESS, AND SUPPORT



Positive partnerships, Relationships, and Success
Coming in 2019!



Transitions
Four-year Graduation 94%
Extended Graduation 96%

AQuESTT uses 2016-2017 graduation rates



Educational Opportunities and Access
Chronic Absenteeism Reduction No
Progress Towards EL Proficiency 45%

TEACHING, LEARNING, AND SERVING



College, Career, and Civic Ready
Coming in 2019!



Assessment
Individual Score Growth 75%
Score Improvement Yes
Non-Proficiency Reduction Yes
Science Proficiency Status 63%
Science Score Improvement No



Educator Effectiveness
Coming in 2019!



Evidence-Based Analysis

Not eligible for Adjustment
EBA Total Score 92 / 120

The Nebraska Education Profile (NEP) at <http://nep.education.ne.gov/> provides snapshots that include detailed information about the performance of all public schools and districts in Nebraska.

Strategic Plan Priority Board Update

November 2019

Priority V: Allocation of Resources

Strategy 5.1: Prioritize resources to meet student needs, support strategic goals, and meet future obligations.

5.1(a) Conduct instructional and support staffing study for all schools and report findings to the school board annually.

Dr. Sharra Smith provided the school board a report of all certified and classified staffing in the district during the June Board meeting. This report will be provided annually to the school board in November. Dr. Smith will be providing the report this evening. This report provides transparency in staffing at the building site level and can be utilized to evaluate FTE allocation at all schools and program sites.

5.1(b) Conduct a districtwide instructional time study to inform decisions related to the length of the school day and the district calendar.

The district began to have preliminary conversations in 18-19 to look at surrounding districts instructional time and daily schedules. The district will examine all schedules closer in 19-20 to determine if the current schedule needs to be adjusted. Much of the conversation revolves around an additional 15-20 minutes that was added many years ago which resulted in additional state financial support. There are no longer funds attached to this time. The time was incorporated into the elementary daily schedule and used for guided study time at the middle school and high school. Building principals shared some thoughts about the daily schedule and most could not imagine a situation where we would lessen current instructional time which is comparable to the surrounding districts daily and across the school year. BPS day is longer than other districts, on average 10 min at ES and HS, and 20 minutes at the MS level. However, BPS schedules 176 student contact days compared to approximately 178 days for other districts. The added benefit of the extra minutes in the BPS instructional day provides the district the ability to implement its current professional learning calendar and provide additional minutes that compensate with the district misses school for snow days. In other districts, snow days are often made up after missing several days and many schools do late starts each week for professional learning.

Other considerations related to the calendar/instructional time occur at the middle school level. Currently, due to the lack of transportation/bus drivers, middle school teams attending away events must leave earlier in the day so our buses have time to return to the district for elementary and high school routes. Removing minutes in the middle school day would create situations where more class time is missed. The district will continue to study the instructional time and calendar over the course of the 2019-2020 school year.

5.1(c) Evaluate the current use of funds to ensure the equitable distribution of resources and supports for high-need schools.

In the spring of 2019, Dr. Moore provided a report to the school board outlining student to teacher ratios, and class sizes at the elementary, middle, and high school levels. This report will be provided each year in the Spring. It is used to ensure that there are equitable class sizes and staffing ratios across the district. It can also be used to evaluate resources at the building level since the majority of all resources are invested in employees. It was reported that in 2018-19 school year, that the average class size at the elementary schools was 21.8; Middle School was 21.41, and High School was 21.58. All numbers below district staffing parameters. The average certified staff to student ratio was 12.73 at the elementary level, 11.0 at the middle level, and 13.88 at the high school level.

5.1(d) Evaluate current facility needs, building utilization, and enrollment to assess future district needs.

The district will need to conduct, at some point over the next few years, a building utilization study to determine future needs. It has been over four years since the district last conducted an enrollment study. Due to housing developments and the annexation of property in southwest Bellevue, it is important that the district monitors enrollment growth.

The district last conducted a facilities study in 2015 prior to the bond initiative. Since that time, bond funds have been utilized to complete major building infrastructure projects across the district. Through this work, the district has partnered with the Community Oversight Committee to ensure all bond proceeds are expended per bond language and directed toward priority needs such as heating/air projects and building safety and security. The district has several more years of projects to complete with the current bond funds. These items include finishing up building projects, Bellevue West Auditorium, and renovations at the career center. The district will work with the school board and community oversight committee over the next year to further identify projects for consideration as we utilize additional dollars from premium proceeds earned from the sale of bonds.

5.1(e) Develop a district strategic abandonment process and program evaluation procedure to evaluate initiatives.

The district will outline a strategic abandonment process in the 2019-20 school year that will be presented to the school board in May of 2020. This process will guide the district as we make future decisions related to programming.

Strategy 5.2: Increase district resources to support student learning needs.

5.2(a) Actively lobby for federal impact aid and state aid.

Dr. Rippe attended national MISA events. Through these events, Dr. Rippe had the opportunity to lobby congressmen to support military impacted schools. Because of our participation in MISA, the district has become aware and participated in grant-funded programs to support the learning of all students. BPS participation in the National Math and Science Initiative program through the Military Families Mission was a direct result of our participation in MISA. Additional grant

opportunities were discovered through MISA through the Department of Defense Education Activities organization. The district is receiving 1.4 million in support for the NMIS initiative and received a 1.25 million competitive grant from the DoDEA for the Project STEM program in our military impacted elementary schools.

5.2(b) Actively pursue federal, state, and local grants to support student learning.

The district received a competitive grant for Project STEM Grant for 1.25 million dollars in 18-19 as well as the implementation of DoDEA Military Families Initiative program through the National Math and Science Initiative for 1.4 million dollars. Already in 2019, the district received a 2.79 million dollar competitive grant from the Department of Education for the implementation of MTSS/PBIS and the support of social-emotional learning and drug education in our district. The district was one of 69 districts to receive support from over 450 applications. This grant will provide Boys Town Skills training for all staff, fund salaries for MTSS/PBIS implementation, expand SPED staffing, and provide staffing and materials for drug education training.

In total, BPS has received \$5.4 million dollars in competitive grant-funded support since the Summer of 2018.

5.2(c) Expand partnerships with Bellevue Public Schools Foundation.

District administration and school board play an active role within the BPS Foundation. Over the past year, the district has worked with the foundation to support the onboarding of new foundation directors and collaborated with the foundation to expand support for students and teachers. The district staff continues to work with the foundation to expand revenues through donations, gala, corporate sponsorships and giving campaigns. As a result of the foundation's support, several elementary schools have received funds to purchase playgrounds and the foundation has donated nearly 240,000 toward classroom grants, scholarships, playground equipment, student needs, special projects, and other district support.