

# Chugach School District

9312 Vanguard Drive  
Anchorage, AK 99507-5355  
(907) 522-7400 Phone  
(907) 522-3399 Fax  
[www.chugachschooldistrict.com](http://www.chugachschooldistrict.com)



---

*Charlene Arneson, President – Gail Evanoff, Vice President  
Nanci Robart, Member – David Totemoff, Member – Dave Dickason, Member*

## Vision/Mission Statement

**Vision Statement:** Our vision is to serve as a trusted collective voice for our district while promoting strong ethics, integrity, and an equitable and quality education for all of our students.

**Mission Statement:** Our mission is to provide visionary leadership through the establishment of a structure of strong ethics, accountability, and advocacy for the success of our students. We will pursue the advancement of student achievement and well-being through effective partnerships with staff, families, stakeholders, and our community members.

The school board would like to take this moment to respectfully acknowledge that we serve on the traditional lands of the Chugach people which includes the Sugpiaq and Alutiiq people.

## UNAPPROVED AGENDA CHUGACH SCHOOL DISTRICT

**DATE:** Thursday, February 8, 2024

**PLACE:** District Office & Teleconference

**Teleconference Call-in Number:** 1-206-858-8066  
**PIN:** 576697

## Chugach School District Board Meeting

**TIME:** 9:00 AM

Board members present:  
*Charlene Arneson, Gail Evanoff,  
Nanci Robart, David Totemoff, Dave Dickason*

1. WORK SESSION	
BOARD PRESIDENT	
a. Voyage ODL Trip Presentation	
b. Board SOP	
Chugach School Board Standard Operating Procedure	6
c. Board Strategic Plan	
CSD Strategic Plan	7
2401Chugach_proposal Strategic Planning Intro	29
d. Legislative Update	
Legislative Priorities	33
e. ECLC Building	
95%	34
f. Mileage and Per Diem ARs	
AR 9250 PER DIEM	81
Mileage AR	82

2. CALL TO ORDER

3. ROLL CALL & ESTABLISHMENT OF QUORUM

4. APPROVAL OF AGENDA  
BOARD PRESIDENT

5. PLEDGE OF ALLEGIANCE

"I pledge allegiance to the flag of the United States of America, and to the republic for which it stands, one nation under God, indivisible, with liberty and justice for all."

6. MISSION/VISION STATEMENT, LAND ACKNOWLEDGMENT

**Description: Vision Statement:** Our vision is to serve as a trusted collective voice for our district while promoting strong ethics, integrity, and an equitable and quality education for all of our students.

**Mission Statement:** Our mission is to provide visionary leadership through the establishment of a structure of strong ethics, accountability, and advocacy for the success of our students. We will pursue the advancement of student achievement and well-being through effective partnerships with staff, families, stakeholders, and our community members.

**Chugach School District Mission Statement:** The Chugach School District is committed to developing and supporting a partnership with students, parents, community and business which equally shares the responsibility of empowering students to meet the needs of the ever changing world in which they live. Students shall possess the academic and personal characteristics necessary to reach their full potential. Students will contribute to their community in a manner that displays respect for human dignity and validates the history and culture of all ethnic groups.

**Land Acknowledgement:** The school board would like to take this moment to respectfully acknowledge that we serve on the traditional lands of the Chugach people which includes the Sugpiaq, Alutiiq, and Dena'ina people.

7. APPROVAL OF MINUTES

8. INTRODUCTION OF GUESTS and/or ANNOUNCEMENTS

9. BOARD OF STARS

Doug Penn  
Thank you for taking the time to do game days with our FOCUS students. You are by far the best game instruction teacher ever. We know you are busy and taking time to have fun with our students while working on communication, team work, and strategy is very much appreciated.  
Recognized by: Shannon O'Brien

Victor Shen  
Victor has a passion for the outdoors and building the community and has been working tirelessly to create opportunities for our students, families and community members. He collaborated with the City of Whittier and KMTA to get grant money to purchase outdoor equipment and Whittier School now has XC skis, snow shoes and kick sleds for recreating here in Whittier and also in Portage Valley. It has been exciting to see students and their families get outside and enjoy playing outside. Thank you for making this happen, Victor!  
Recognized by: Anna Dickason

Christian Kompkoff  
The Tatitlek teachers would like to nominate a community member/parent, Christian Kompkoff, in Tatitlek for the Board of Stars. During our long winter months, Christian always makes it a priority to make sure the school, shop, and teacher's housing are plowed and taken care of for each and every snowfall we have. If it's icy, he makes sure that it is graveled as well. It doesn't matter what day of the week or time of the day, he makes sure it's always taken care of. Christian is always looking out for the safety of our students and staff on a regular basis. We appreciate his efforts!  
Recognized by: Nichole Palmer and Tatitlek Teachers

Melonie Kashevarof  
Melonie has shown exceptional leadership by working together with the Head Teacher scheduling EAC meetings, conducting meetings and following through of planned activities for the school. Melonie has shown willingness to always put forth the work needed and that EAC members are welcomed and appreciated for their interest in the school, student success, and community participation. Thank you Melonie for always stepping up. We are lucky to have you!  
Recognized by: Gail Evanoff, CSD Schoolboard Vice Chair and Chenega Elder

Nick Swain  
A huge shout out to Nick who has taken over kids' gym for us. Our students and our community value kids' gym as a time to get kids active, so we are very grateful for Nick stepping in to make sure this valuable time is available for kids each week.  
Recognized by: Whittier School Staff

KMTA  
We'd like to thank Josh and Sarah for coming to Whittier each Friday in January to teach kids about the science of snow and incorporate that with fun outdoor activities. Josh and Sara also worked with Mr. Victor to provide wildly popular outdoor opportunities after school on the days of their visits. We are grateful for your partnership, KMTA!  
Recognized by: Whittier School Staff

Whittier Fire Department  
We'd like to thank the Whittier Fire Department for their hard work and spirit of volunteerism in our community. WFD volunteered to cook the meat and sides for us for the holiday program in December and deliver it in a howling wind. We appreciate your kindness and support!  
Recognized by: Whittier School Staff

Joey Cross  
Joey has done an amazing job as Chenega's Native Youth Olympics coach. He works regularly with all

ages of students and has really done a wonderful job in growing our younger students into NYO athletes. Joey is encouraging, nurturing, and always brings a positive attitude to motivate his team to push themselves to do their very best. Thank you Joey!!! This is a wonderful thing that you do for Chenega's students.

Recognized by: Mr. Penn

Victor Shen

Victor continues to do a fantastic job in providing Whittier students the opportunity to get outside. We know how important exercise and being outdoors is to both physical and mental health and Whittier can be a difficult place to get motivated to get outside, particularly in winter. Victor continues to offer lots of really fun and engaging ways for students to play in the outdoors through field trips, partnerships with non-profits, and working together with the City of Whittier. Thank you very, very much Victor! This is not easy work and your efforts really do provide an amazing asset for Whittier students. And it is SO FUN to see the students smiling and laughing as they fly down the snow on sleds :)

Recognized by: Doug Penn

Andrea Korbe

Andrea willingly gave her time to lead a professional development opportunity for Chugach teachers about DIBELS and the AK Reads Act requirements. Thanks, Andrea!

Recognized by: Stephanie Burgoon

10. REPORTS & PRESENTATIONS

- a. EAC Reports
  - January EAC Meeting Agenda 83
  - Chenega EAC Meeting 1-18-2024 85
- b. CSA Report
  - CSA Report - February 8 87
- c. CFO Report

11. PUBLIC COMMENT ON AGENDA ITEMS

12. BOARD COMMENT

GAIL EVANOFF, DAVID TOTEMOFF, CARTER BRIGGS, SHELBY CARLSON, DESERAE STELLWAG

13. ITEMS OF BUSINESS

- a. Executive Session (Board and CSA Evaluations)
  - CSD Board Self Eval 90
  - 2024 CSA Eval copy 97
- b. Staff Resignations
  - T.Bloodgood Resignation Letter CSD 104
  - J.Alzner Resignation 105
  - D.Treece Resignation 106
- c. Procurement Card Resolution
  - Resolution Authorizing Issuance Of 107
- d. Voyage Outdoor Leadership Trip

14. OLD BUSINESS

- a. BB 9250 - Second Reading
  - BB 9250 REMUNERATION -Draft 108

15. NEXT BOARD MEETING (TBD)

16. ADJORNMENT  
BOARD PRESIDENT

Public Comment: A person wishing to be heard by the Board shall first be recognized by the president. Public comment on Agenda items are limited to individuals on the sign-up list at the time the meeting is called to order. The Chugach School Board welcomes public comment for up to 3 minutes per person, with a maximum of 30 minutes set aside for public comment. Public comment must comply with all Board policies including policies that prohibit public comment containing charges or complaints against any employee. School Board members and Administration will listen to comments, but may not respond.

Executive Session: The board reserves the right to enter into executive session on any agenda item as allowed for in State law. Executive sessions will be entered into only by motion and approved. The following subjects may be topics for executive session as permitted by law: (1) matters the immediate knowledge of which would clearly have an adverse effect upon the finances of the District; (2) subjects that tend to prejudice the reputation and character of any person, provided that the person may request a public discussion; (3) matters which by law, municipal charter, or ordinance are required to be confidential which includes, but is not limited to, confidential attorney/client communication. Action may not be taken in executive session except to give direction to an attorney on a specific legal matter or to a labor negotiator on pending labor negotiations. Motions to go into executive session should specify the subject of the proposed executive session without defeating the purpose of addressing the subject in private.

## Chugach School Board Standard Operating Procedure (SOP) Timeline

<b>JULY</b>	<ul style="list-style-type: none"> <li>- No Meeting</li> <li>- Board Election Seat Applications</li> </ul>
<b>AUG.</b>	<ul style="list-style-type: none"> <li>- Aug. 6: Board Seat Apps. Due</li> <li>- Approve Budget Transfers</li> <li>- Approve % match of staff retirement funds</li> <li>- Set Annual Calendar</li> <li>- Review Student Handbook</li> <li>- CIPs Review / Update</li> <li>- Back to School Events</li> <li>- Approve CSA Evaluation Document</li> </ul>
<b>SEPT.</b>	<ul style="list-style-type: none"> <li>- Set Board Goals</li> <li>- Review CSA's Goals</li> <li>- Student Performance Review</li> <li>- Review State Testing – AK STAR</li> <li>- Climate Survey Review</li> <li>- Review &amp; Update Strategic Plan</li> <li>- Select Services, Legal, Audit Banking, Accounting</li> <li>- Tax Credit Donation Proposals &amp; Reports</li> <li>- Scholarship Committee Meets</li> <li>- Focus Vendors Approved</li> </ul>
<b>OCT.</b>	<ul style="list-style-type: none"> <li>- No Meeting</li> <li>- Chenega Cultural Heritage Week</li> <li>- Student Count Period</li> <li>- Board Seat Election</li> <li>- AFN</li> </ul>
<b>NOV.</b>	<ul style="list-style-type: none"> <li>- Swear in new board</li> <li>- Board Officer Selection</li> <li>- Annual Conference</li> <li>- New Board Training</li> <li>- Select Rep for NSBA Amer. Ind. And AK Native Committee</li> <li>- Review Policy Updates – 1<sup>st</sup> Read</li> <li>- Board Scholarship window opens – 1<sup>st</sup> semester</li> </ul>
<b>DEC.</b>	<ul style="list-style-type: none"> <li>- Approve Policy Updates – 2<sup>nd</sup> Read</li> <li>- Approve Board Scholarships</li> <li>- Health Insurance Contract</li> <li>- Department Head Reports</li> <li>- Winter AASB Boardsmanship</li> <li>- New Grant Applications</li> <li>- Audit Report – Altman and Rogers</li> <li>- Audit Adoption</li> <li>-Spring Trip Proposals</li> </ul>
<b>JAN.</b>	<ul style="list-style-type: none"> <li>- No Meeting</li> <li>- Russian Orthodox Holidays</li> </ul>
<b>FEB.</b>	<ul style="list-style-type: none"> <li>- CSA PEP</li> <li>- Board PEP</li> <li>- Legislative Fly-In</li> <li>- Request Fuel Bids</li> <li>- Approve Certified Contracts</li> </ul>
<b>MAR.</b>	<ul style="list-style-type: none"> <li>- 1<sup>st</sup> Reading Budget</li> <li>- NSBA Conference</li> <li>- Fuel Bid Approved</li> <li>- Spring Board Newsletter</li> <li>- Request School Calendars from EACs</li> <li>- Scholarship Committee Meets</li> </ul>
<b>APR.</b>	<ul style="list-style-type: none"> <li>- Next Year Service Contracts</li> <li>- Review Strategic Plan</li> <li>- Next FY budget 2<sup>nd</sup> Read - Approval</li> <li>- Community Input Survey</li> <li>- Board Scholarship window opens</li> </ul>
<b>MAY</b>	<ul style="list-style-type: none"> <li>- Graduations</li> <li>- Award Board Scholarships</li> <li>- Grant Reports</li> <li>- Summer Facility Projects</li> <li>- Approve School Calendars</li> <li>- Tatitlek Cultural Heritage Week</li> </ul>
<b>JUNE</b>	<ul style="list-style-type: none"> <li>- No Meeting</li> </ul>

**AASB** - Alaska Association of School Boards  
**ADM** - Average Daily Membership  
**AFN** - Alaska Federation of Natives...  
**AIMS** - Aligned Information Management System  
**APEI** - Alaska Public Entity Insurance  
**CHE** - Chenega Bay  
**CHW** - Cultural Heritage Week  
**CIP** - Capital Improvement Plan  
**EAC** - Education Advisory Committee

**FY** - Fiscal Year  
**NSBA** - National School Board Association  
**NYO** - Native Youth Olympics  
**OASIS** - Online AK School Info System  
**PEP** - Performance Evaluation Process  
**PIER** - Plan, Implement, Evaluate, Refine  
**SOY** - Start of Year  
**TAT** - Tatitlek  
**WHT** - Whittier



# Chugach School District Strategic Plan

*Focusing on Today...and the Future*





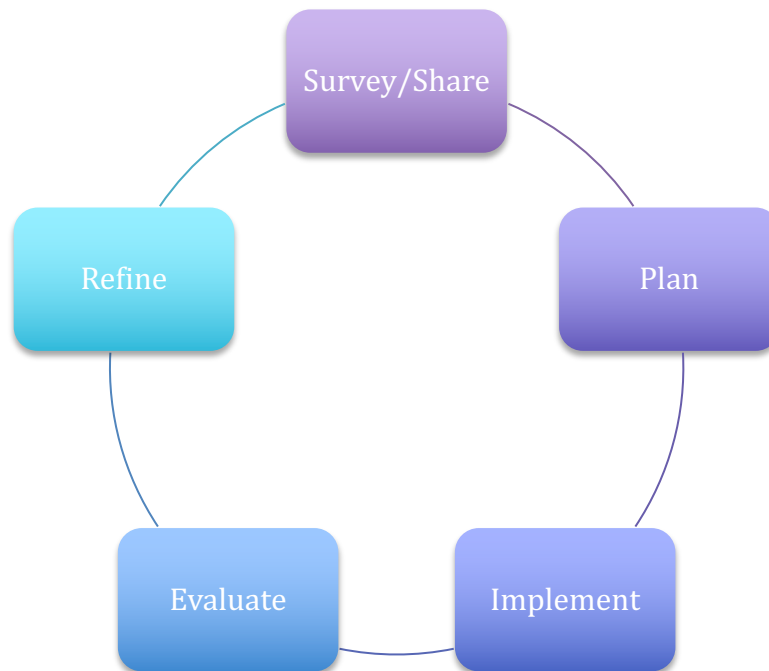
***CHUGACH SCHOOL DISTRICT SHARED PURPOSE***  
***Empowering Student Ownership for Learning and Success***

***CHUGACH SCHOOL DISTRICT SHARED VALUES***  
~Agility...Resiliency...Valuing Stakeholders...Performance Based  
Learning...Trust and Teamwork... Continuous Improvement and  
Innovation...Open and Honest Communication...Shared Leadership and  
Responsibility~

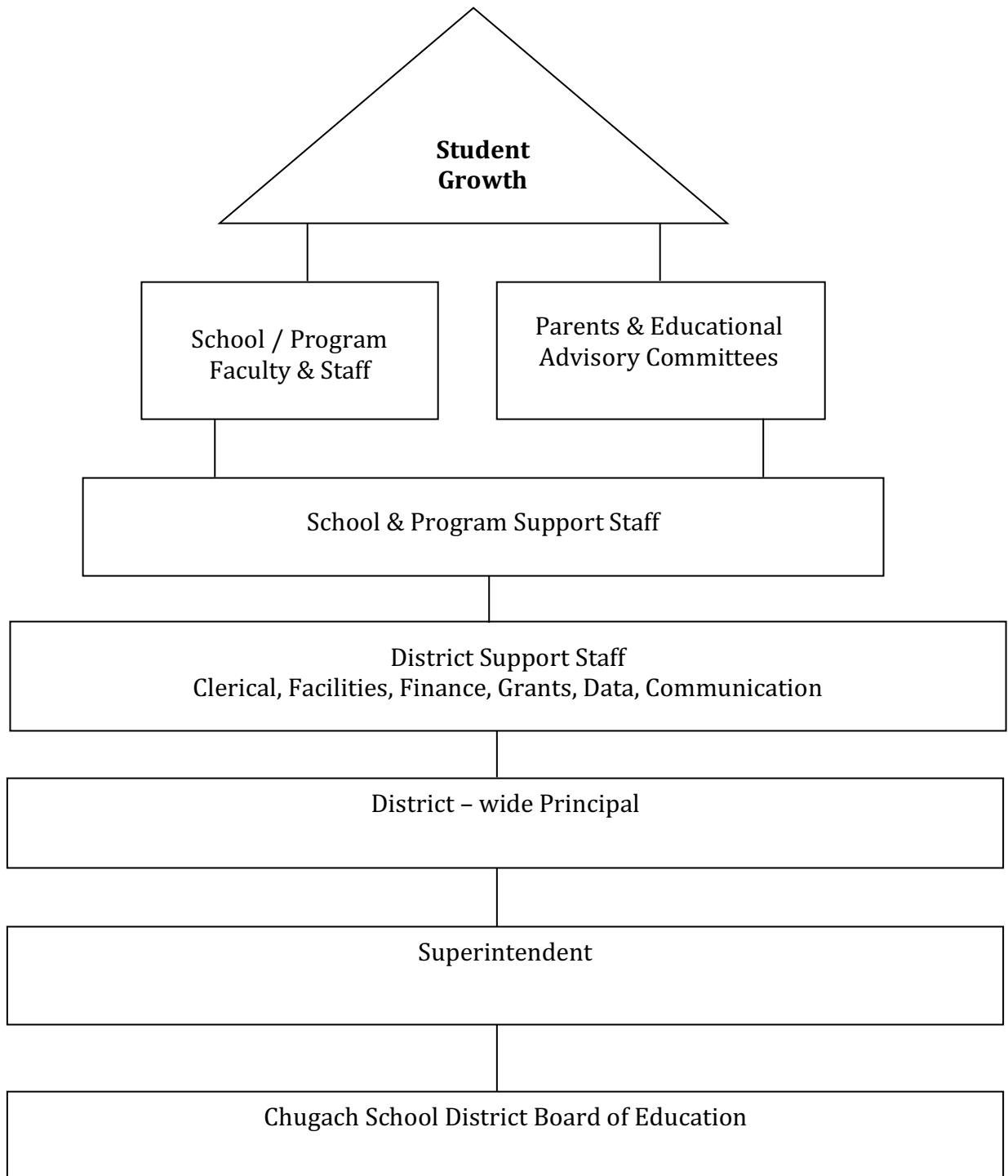
# Mission

*The Chugach School District is committed to developing and supporting a partnership with students, parents, community and business which equally shares the responsibility of empowering students to meet the needs of the ever changing world in which they live. Students shall possess the academic and personal characteristics necessary to reach their full potential. Students will contribute to their community in a manner that displays respect for human dignity and validates the history and culture of all ethnic groups.*

## Strategic Planning Process & Cycle



# Organization Chart Chugach School District



## *Development of Chugach School District's dynamic Strategic Plan:*

In the past decades, the Chugach School District has had traditional strategic plans, which have been placed in binders on shelves and not utilized as they should be. In recent years, a series of steps has been taken to gather input from all stakeholders in an effort to develop a "Working" strategic plan. We want a plan that we use on a routine basis to guide our efforts and decisions for current focus and future planning.

The first step was the development of our District Shared Purpose, Core Values, and Mission, which was adopted in 2009. Each school then aligned and developed their site's Shared Purpose and Core Values to the District Shared Purpose and Mission. .

Following steps included staff representative teams who worked for entire years gathering input and collecting data to complete our 2009 APEX application. This application gave us foundational information about how we operate, and how we are performing. The APEX report was then used to develop a strategic planning cycle and our strategy maps.

The CSD Strategic Plan's key features include:

- 1 Strategic Plan Development and Input processes
- 2 Shared Purpose, Core Values & Mission
- 3 Strategy Map
- 4 Organizational Chart
- 5 PIER plans and Action Plans
- 6 Communication Documents for a variety of audiences

Today, schools and programs use these strategic planning tools to develop school and individual PIER plans on an annual basis. This ensures that all of our plans are aligned with our Shared Purpose, Core Values and Mission.

The updated Chugach School District Strategic Plan is intended to be a working document: a document that provides guidance for staff and the School Board when making decisions and developing instructional plans for operational efficiency and innovation. As CSD values organizational flexibility, it is expected that some changes to this document will occur from time to time. That said, it's important to have a document that is in place as our next starting point, in order to clearly articulate the direction that CSD is headed.

## CHUGACH SCHOOL DISTRICT STRATEGIC FOCUS AREAS

- Engage all **students** to embrace their education through effective relevant instruction, performance-based curriculum, and individualized education; to empower student ownership of their learning.
- Provide effective professional development and training, encourage collegiality, accountability, and the valuing of all staff members to increase **workforce** effectiveness and ownership.
- Encourage **shared leadership** throughout all levels of the school district: Student VOICE teams; Staff Leadership; Administrator Capacity Growth; and Board Leadership Trainings.
- Embrace **financial and facility efficiencies** through conservative budgeting, assertive fund-seeking, and proactive maintenance and renovation of facilities.
- Valuing all **stakeholders** and their input on improving the Chugach School District through open and honest communication.

## ***CSD Strategy Map ~ Current Focus Strategies***

<b>Focus Goal I: Student Focus</b>	Engage all <b>students</b> to embrace their education through effective relevant instruction, performance-based curriculum, and individualized education; to empower student ownership of their learning.
<b>Student Focus Strategy A</b>	Engage and empower students through Individualized Education strategies.
Strategy A.1	Student Learning Profiles
Strategy A.2	Individualized Learning Plan
Strategy A.3	Personal Graduation Plan
Strategy A.4	Performance-based advancement in each content area
Strategy A.5	Developmental Standards from preschool through post-graduation
<b>Student Focus Strategy B</b>	Engage and empower students through Effective Relevant Instructional strategies.
Strategy B.1	Relevant / Local Standards
Strategy B.2	Balanced Instructional Model
Strategy B.3	Thematic Units
Strategy B.4	Holistic Education: Equally valued content areas
Strategy B.5	Engaging opportunities tied to Standards (Sports, Student VOICE, Voyage to Excellence, Further Education opportunities, etc.)
<b>Student Focus Strategy C</b>	Utilize appropriate student accountability measures to engage and empower students.
Strategy C.1	Authentic Standard Assessments
Strategy C.2	Districtwide Assessment Inservices for Inter-rater reliability
Strategy C.3	Multiple Format Assessments
Strategy C.4	Web-based Aligned Information Management System (AIMS) for students, parents and staff
Strategy C.5	Alaska State Exams: Standards-based Assessments; High School Graduation Qualifying Exam; English Language Proficiency Assessment; Alternate and Alternative Assessments; Terra-Nova and NAEP Assessments

## *CSD Strategy Map ~ Current Focus Strategies*

<b>Focus Goal II: Staff Focus</b>	Provide effective professional development and training, encourage collegiality, accountability, and the valuing of all staff members to increase <b>workforce</b> effectiveness and ownership.
<b>Staff Focus Strategy A</b>	Incorporate effective staff training with teambuilding strategies to increase staff ownership and collegiality
Strategy A.1	Provide up to 30 days individual and group trainings in a variety of locations.
Strategy A.2	Districtwide training for Generalist Teachers
Strategy A.3	Individual Training Proposal Process
Strategy A.4	Process Training: Outrageous Thinking; Balanced Instructional Model; Thematic Units; Individual Learning Plans; Student Learning Profile Assessment
Strategy A.5	Teambuilding Strategy Training
Strategy A.6	Staff Ownership of Standards Revision Process
<b>Staff Focus Strategy B</b>	Utilize appropriate staff accountability measures to engage and empower the Chugach workforce.
Strategy B.1	Performance Evaluation Process
Strategy B.2	Highly Qualified Process
Strategy B.3	Performance Pay
Strategy B.4	Staff PIER Plans: Plan ~ Implement ~ Evaluate ~ Revise ~ Share/Survey
Strategy B.5	School and Program PIER Plans: Plan ~ Implement ~ Evaluate ~ Revise ~ Share/Survey
<b>Staff Focus Strategy C</b>	Value Chugach staff through a variety of strategies and supports to increase job satisfaction and effectiveness.
Strategy C.1	Consistent hiring processes and retention efforts
Strategy C.2	Provide Deferred Compensation to encourage increased retention
Strategy C.3	Provide a variety of benefits to meet the needs of staff (retirement, medical/dental, life insurance, personal and sick leave, etc.)
Strategy C.4	Performance Pay based upon Performance Evaluation Process

## *CSD Strategy Map ~ Current Focus Strategies*

Focus Goal III: Shared Leadership Focus	Encourage <b>shared leadership</b> throughout all levels of the school district: Student VOICE teams; Staff Leadership; Administrator Capacity Growth; and Board Leadership Trainings.
Shared Leadership Focus Strategy A	Provide Staff Leadership Opportunities at all levels within Chugach School District
Strategy A.1	School Site Leadership and Leadership Team
Strategy A.2	Mentorship Opportunities
Strategy A.3	Performance Evaluation Process Leadership component
Strategy A.4	Program Directors Leadership Roles
Shared Leadership Focus Strategy B	Provide opportunities for Chugach School Board and Administrator Capacity Growth
Strategy B.1	School Board Retreat Training and AASB Trainings
Strategy B.2	Chugach Leadership Stability / Grow our own Leaders
Strategy B.3	Formalize and update Strategic Plan; School Board Policy Updates
Strategy B.4	School Board and Administrator 360 <sup>o</sup> Evaluation Process
Shared Leadership Focus Strategy C	Provide student leadership opportunities through Student VOICE site and district team involvement
Strategy C.1	Outdoor Leadership Opportunities
Strategy C.2	VOICE Leadership Standards
Strategy C.3	VOICE Leadership Training Opportunities
Strategy C.4	Student member of School Board; Student member of Community Councils; Student member of Educational Advisory Councils

## ***CSD Strategy Map ~ Current Focus Strategies***

<b>Focus Goal IV: Financial &amp; Facilities Focus</b>	Embrace <b>financial and facility efficiencies</b> through conservative budgeting, assertive fund-seeking, and proactive maintenance and renovation of facilities.
<b>Financial &amp; Facility Focus Strategy A</b>	Encourage excellent stewardship of funding streams through conservative budgeting, as well as assertive grant seeking efforts in meeting the goals of the CSD Strategic Plan.
Strategy A.1	Annual Budget Process
Strategy A.2	Development of Competitive Grant Applications
Strategy A.3	Grant Management Alignment
<b>Financial &amp; Facility Focus Strategy B</b>	Employ efficient and timely maintenance and renovation of school facilities.
Strategy B.1	Annual CIP Proposal Development Process
Strategy B.2	SERRC Preventative Maintenance Process
<b>Financial &amp; Facility Focus Strategy C</b>	Ensure efficient supply order and usage processes are in place.
Strategy C.1	Annual "Next Year" Order Process complete by April
Strategy C.2	Annual Fuel and Air Charter Process
Strategy C.3	Streamline process for payables and payroll

## ***CSD Strategy Map ~ Current Focus Strategies***

<b>Focus Goal V: Community &amp; Communication Focus</b>	Valuing all <b>stakeholders</b> and their input on improving the Chugach School District through open and honest communication.
<b>Community &amp; Communication Focus Strategy A</b>	Activate and sustain Education Advisory Committees (EAC) for all sites and programs
Strategy A.1	EAC Membership: Recruitment and Approval process
Strategy A.2	Alignment of Educational and Community Services
Strategy A.3	Emulate Community Good Neighbor Spirit
<b>Community &amp; Communication Focus Strategy B</b>	Provide communication through Student VOICE site and district team involvement
Strategy B.1	Outdoor Leadership Opportunities
Strategy B.2	VOICE Leadership Standards
Strategy B.3	VOICE Leadership Training Opportunities
<b>Community &amp; Communication Focus Strategy C</b>	Create and foster partnerships with community, regional, and statewide businesses and organizations that are aligned with, and support, Chugach School District's Shared Purpose and Mission.
Strategy C.1	Partner with like-minded school districts for increased opportunities for students and staff, and grant funding collaboration efforts
Strategy C.2	Foster business partnerships for seamless transition opportunities for all students
<b>Community &amp; Communication Focus Strategy D</b>	Provide Regular Stakeholder Input and Communication Opportunities
Strategy D.1	Community and Stakeholder Input Surveys and Communication Process
Strategy D.2	School, District and Program Newsletters to Community and Stakeholders

# Future Focus



### ***CSD Strategy Map ~ FUTURE Focus Strategies***

<b>Future Focus Goal I: Student Focus</b>	Engage all <b>students</b> to embrace their education through effective relevant instruction, performance-based curriculum, and individualized education; to empower student ownership of their learning.
<b>Student Future Focus Strategy A</b>	Increase student enrollment and attendance rates
Strategy A.1	FOCUS Homeschool recruitment and application process
Strategy A.2	Monitor and resist Borough and District Consolidation efforts
<b>Student Future Focus Strategy B</b>	Develop AIMS into a revenue source product
Strategy B.1	Copyright AIMS
Strategy B.2	Negotiate Agreement with AIMS Development Team Corporation
<b>Student Future Focus Strategy C</b>	Discover and encourage Innovative Learning Strategies
Strategy C.1	Year Round School/Education opportunities
Strategy C.2	Parallel Curriculum/Co-Curriculum Models of Instruction
Strategy C.3	Effective Student Learning Profile Deployment



### ***CSD Strategy Map ~ FUTURE Focus Strategies***

Future Focus Goal II: Staff Focus	Provide effective professional development and training, encourage collegiality, accountability, and the valuing of all staff members to increase <b>workforce</b> effectiveness and ownership.
Staff Future Focus Strategy A	Empowerment of all staff for equal ownership and true collaborative efforts
Strategy A.1	Turn Negotiated Agreement into Collaborated Agreement
Strategy A.2	New Teacher Training Facility
Strategy A.3	Collaboration on Health Insurance and Benefits
Staff Future Focus Strategy B	Renovation and acquisition of Teacher Housing in each school community
Strategy B.1	Successfully pursue funding streams and processes for teacher housing renovation or acquisition

### ***CSD Strategy Map ~ FUTURE Focus Strategies***

Future Focus Goal III: Shared Leadership Focus	Encourage <b>shared leadership</b> throughout all levels of the school district: Student VOICE teams; Staff Leadership; Administrator Capacity Growth; and Board Leadership Trainings.
Shared Leadership Future Focus Strategy A	Provide Staff Leadership Opportunities to be an Institutional Change Leader
Strategy A.1	Work with school districts, universities, and businesses to develop schools that work for all students
Shared Leadership Future Focus Strategy C	Provide student leadership opportunities through Student VOICE site and district team involvement
Strategy C.1	Board Membership by student VOICE Representative
Strategy C.2	Community Council Membership by student VOICE Representative

### ***CSD Strategy Map ~ FUTURE Focus Strategies***

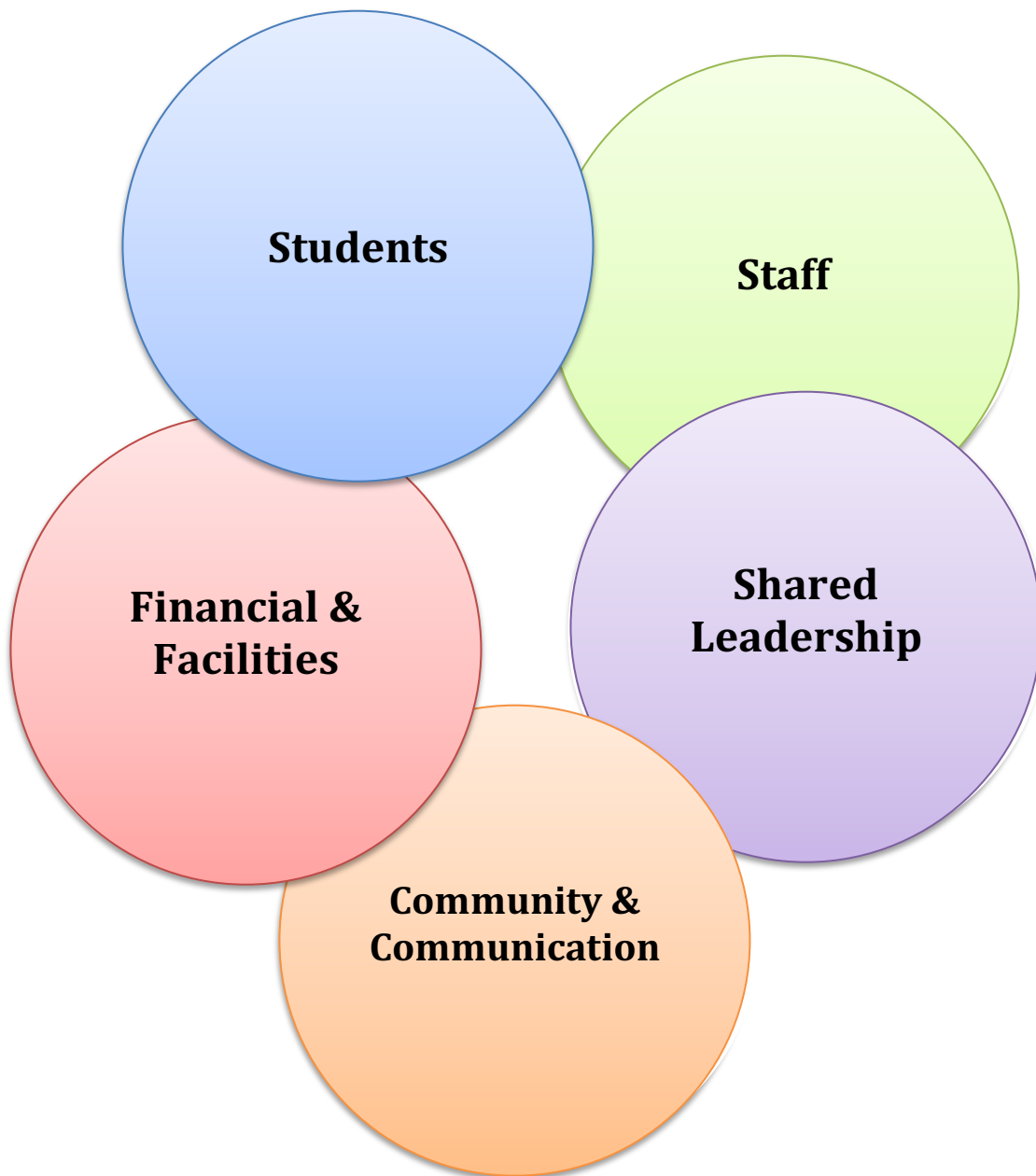
Future Focus Goal IV: Financial & Facilities Focus	Embrace <b>financial and facility efficiencies</b> through conservative budgeting, assertive fund-seeking, and proactive maintenance and renovation of facilities.
Financial & Facility Future Focus Strategy A	Encourage development of Alternative Energy Sources for Schools
Strategy A.1	Successful submission of previously submitted proposal
Financial & Facility Future Focus Strategy B	Acquisition of Chugach Campus Facilities
Strategy B.1	Chugach Campus to include facilities for District Office, FOCUS Homeschool Branch Offices; and Voyage to Excellence facilities

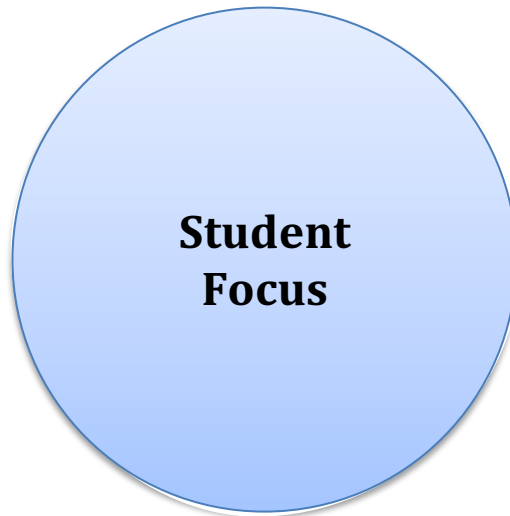
### ***CSD Strategy Map ~ FUTURE Focus Strategies***

Future Focus Goal V: Community & Communication Focus	Valuing all <b>stakeholders</b> and their input on improving the Chugach School District through open and honest communication.
Community & Communication Future Focus Strategy A	Activate and sustain Education Advisory Committees (EAC) for all sites and programs
Strategy A.1	Develop HB 61 Proposals for all local Corporations

## **Chugach School District's Balanced Scorecard**

*~Indicators of Goal Performance and Success  
in order to focus key decision making efforts~*





## Student Focus

*Engage all **students** to embrace their education through effective relevant instruction, performance-based curriculum, and individualized education; to empower student ownership of their learning.*

<b>Student Focus Indicators</b>	<b>Monthly</b>	<b>Quarterly</b>	<b>Annually</b>
Attendance/Truancy data (site and districtwide)	√	√	√
Co-Curricular Performance Level Data		√	√
Enrollment Trends		1 <sup>st</sup>	√
Graduate Longitudinal Survey Results			√
Individual Learning Plan Completion		√	√
Personal Graduation Plan Progress		√	√
State Exam Results and AYP Status			√
State Exam Results vs. CSD Levels			√
Student Learning Profile Completion		√	√
Ultimate Graduation Rate			√

Voyage to Excellence Participation		√	√
------------------------------------	--	---	---



*Provide effective professional development and training, encourage collegiality, accountability, and the valuing of all staff members to increase **workforce** effectiveness and ownership.*

<b>Staff Focus Indicators</b>	<b>Monthly</b>	<b>Quarterly</b>	<b>Annually</b>
Deferred Compensation Participation & Trends			√
Certified Staff Highly Qualified Attainment		√	√
Classified and Certified Performance Pay Trends			√
Performance Evaluation Process		√	√
PIER Action Plan Content and Completion (individual staff; site; strategic planning)	√	√	√
Salary & Benefits (trends; comparative analysis)			√

Staff Development - Individual Training Proposals		√	√
Staff Development – Content & Participation		√	√
Staff Surveys		√	√



*Encourage **shared leadership** throughout all levels of the school district: Student VOICE teams; Staff Leadership; Administrator Capacity Growth; and Board Leadership Trainings.*

<b>Shared Leadership Focus Indicators</b>	<b>Monthly</b>	<b>Quarterly</b>	<b>Annually</b>
Administration 360 ° Evaluation Process			√
Administration Training		√	√
Leadership Team Progress	√	√	√
Mentorships		√	√
School Board Meetings and PIER plans	√	√	√
School Board Trainings (Retreat; AASB)		√	√
School Board 360 ° Evaluation Process			√
Strategic Plan Process and Progress	√	√	√

Student VOICE Participation (Outdoor Leadership; Leadership Standards; Leadership Trainings)	√	√	√
--	---	---	---



*Embrace **financial and facility efficiencies** through conservative budgeting, assertive fund-seeking, and proactive maintenance and renovation of facilities*

<b>Financial and Facility Focus Indicators</b>	<b>Monthly</b>	<b>Quarterly</b>	<b>Annually</b>
Alternative Energy Proposal			√
Annual Ordering Process			√
Audit Process (preparation; completion)		√	√
CIP Application Process and Current Plans	√	√	√
Cost per student (trends; comparative analysis)		√	√
Energy Costs analysis		√	√
Fuel Bids; Air Charter Process			√
Financial Update Report to School Board	√	√	√

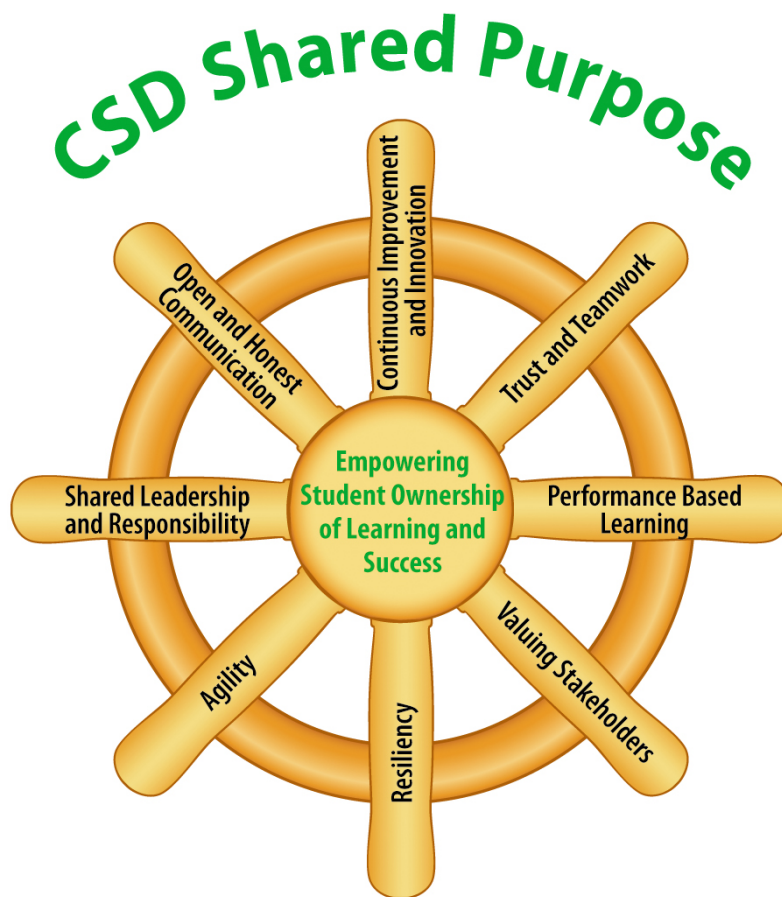
Preventative Maintenance Reports/Fire Marshall Reports (School and Program Facilities)	√	√	√
Payables and Payroll Process	√	√	√
Pupil: Teacher Ratio		√	√



*Valuing all **stakeholders** and their input on improving the Chugach School District through open and honest communication.*

<b>Community &amp; Communication Focus Indicators</b>	<b>Monthly</b>	<b>Quarterly</b>	<b>Annually</b>
Active Partnerships: districts; local councils; corporations; businesses	√	√	√
Board of Stars Nominations	√	√	√
Community Input Survey			√
Educational Advisory Boards: Schools and Programs	√	√	√
Parent/Student/Teacher Conferences		√	√

Stakeholder Communication Tools (site and program newsletters; website usage; Social Media)	√	√	√
Student VOICE Community Engagement Opportunities	√	√	√





Dear Chugach Board of Education and Superintendent Mase,

We, at AASB, are happy to submit an official proposal to you explaining our St. Planning process. You will see over the next few pages both a written description of our process, as well as a visual snapshot of the process.

Over the years we have learned that most individuals cannot give up more than a few days when working on a strategic plan and we have built our facilitated session to match the availability of those that make up the St. Planning team.

Our process is interactive allowing all involved to have a voice at the table & input to the decisions. Reviewing and updating the Vision & Mission Statements helps set the stage and the process of the SWOT (Strengths, Weaknesses, Opportunities and Threats) allows participants to get a snapshot of needs to help the district move forward. Goals are developed by this group and then the objectives & strategies are developed by the superintendent's leadership team.

Lastly, though there is a cost to this process, because CSD is a member of AASB the cost is significantly reduced as compared to the actual costs, as we keep prices reasonable for our member districts.

We understand you have options in the selection of a facilitator, and we hope that our proposal addresses all your questions and concerns.

Thanks in advance,

Timi C Tullis, Associate Executive Director, AASB



## STRATEGIC PLANNING PROCESS

Professional Fee for services provided by Timi C Tullis, Associate Executive Director, will be \$10,180. This rate includes:

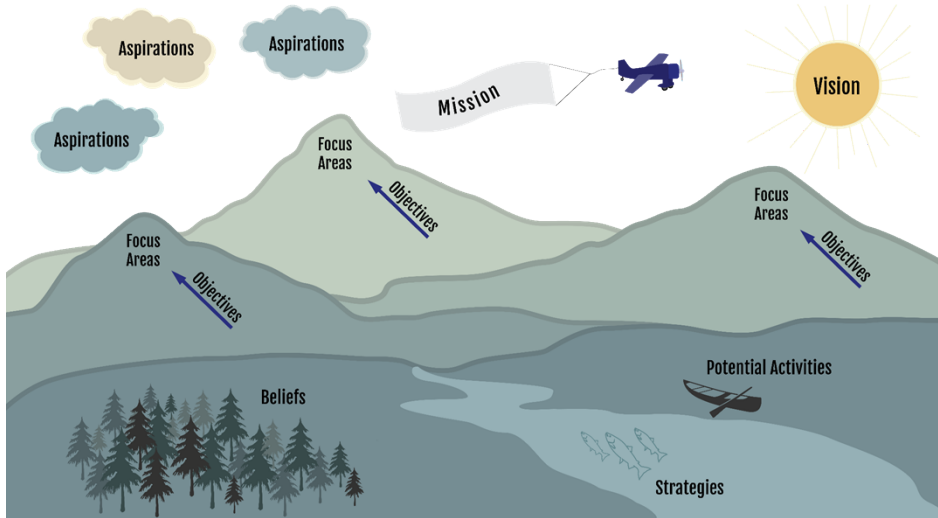
1. Developing and Collecting Responses for a community survey that will help participants understand the needs of the community. This can also call into Advisory Board Meetings (a month before on site visit)
2. A 2 day on site facilitated workshop that can include up to 35 individuals. (prep and on site for 2 days site)
3. Two (2), three (3) hour facilitated sessions after the onsite, goal development session to help map out the plan by developing Objectives, Metrics etc. (within 6 months of the on-site)
4. Development of a web ready brochure to use in publications.

### OBJECTIVE

The objective of this planning activity is to update a 3-5 year strategic plan characterized by:

- A long-term vision
- Concentration of effort through a focused mission supporting the vision
- Measurable objectives used to attain the aspirations detailed in the strategic plan.
- District and community involvement, which drives consensus for the plan and all its elements
- Implementation accompanied with specific accountability
- Annual school board goals for the district aligned to the plan

Ultimately, the goal is to enable the district to practice true strategic management in order that students flourish.



## **Pre Planning Team GETTING STARTED**

*Create a structure that will make your efforts successful.*

- Establish Ground
- Enlist Core Team Members
- Establish roles
- Build ownership
- Communications
- Expectations

### *Resources*

- Steering Committee
- Timeline/Calendar
- Agreements and commitments
- Space
- Support services

## **Core Planning Team #1 SHARED VISION**

*Expand the circle of understanding and commitment.*

- Engage Core Team
- District Report(s)
- Create Vision, Mission, Core Values
- Feedback Loops

### *Resources*

- Communication tools
- Space

## **Core Planning Team #2 INFORMATION GATHERING**

*Gather key data and perspectives on the potential for needed change.*

- Confirmations
- Analyze and interpret data strategically
- Critical Issues

### *Resources*

- Internal and external customer involvement

## **Core Planning Team #3 PRIORITIES AND PLANNING**

*Analyze data; identify themes, priorities and goals*

- Confirmations
- Prioritize Critical Issues
- Identify Strategic Priorities and Goals to address them
- Craft clarifying Goals Statements

### *Resources*

- Steering Committee
- Core Team

## **Superintendent and Leadership Team MOVE TO ACTION**

*Expand the circle of involvement.*

- Confirmations
- Brainstorm Objectives
- Rate Objectives
- Measures of success
- Discuss Action Planning
- Assignments

### *Resources*

- Goal-focused teams
- Time and Space

# Legislative Priorities

AASB Board of Directors has adopted three legislative priorities for 2024:

1. Sufficient and Sustainable Public Education Funding - an increase to the BSA for FY2025 of not less than \$1,413 to account for inflation (Alaska-Urban CPI)
2. Retention and Recruitment of Teachers, Administrators & Staff
3. Student Wellness and School Safety

## HB/SB140 Internet for Schools – Key Points

- Has the Governor's support
- Currently in Rules Committee
- 70 proposed amendments to the bill
- \$300 BSA increase
- SBOE as a charter school authorizer
- DEED to conduct or require a minimum of four additional full financial audits of randomly selected districts
- The clock is ticking for getting the Internet for School section of the bill approved in time (end of the month) to take advantage of the tens of millions of federal dollars available to improve broadband access to rural Alaska.
- Apply the special needs factor to the correspondence school ADM. This applies the 1.2 factor to all correspondence school students and eliminates accounting for correspondence students at 90% of regular students.
- Civics Education

## Senate Bills

- [SB 215](#) - Sen. Jesse Bjorkman (R-Nikiski) - Teachers: Board Certification Incentive [SB 158](#) - Sen. Robert Meyers (R-North Pole) – School Grants & Bond Debt Reimbursement
- [SB 173](#) - Sen. Shelley Hughes (R-Palmer) – Authorize Handguns School Employee/Voluntary
- [SB 178](#) - Sen. Jesse Bjorkman (R-Nikiski) – School Terms
- [SB 192](#) - Senate Rules by Request of the Governor – Screening/Reading Intervention K-3
- [SB 199](#) - Senate Rules by Request of the Governor - State Land: Disposal/Sale/Lease/Restrict
- [SB 200](#) - Sen. Bert Stedman (R-Sitka) – TRS Contribution Rate; PERS Social Security or Supplemental Benefits Plan

## House Bills

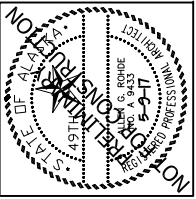
- [HR 9](#) – Rep. Andy Josephson (D-Anchorage) – Rights of Parents, Teachers, & Students
- [HB 230](#) – Rep. Rebecca Himschoot (NA – Sitka) – Out-of-State Teaching Experience & Salaries
- [HB 247](#) – Rep. Andrea Story (D-Juneau) – Reading Improvement Plans Funding
- [HB 274](#) – Senate Rules by Request of the Governor – Screening/Reading Intervention K-3
- [HB 280](#) – Rep. Mike Prax (R-North Pole) – School Funding; Local Contribution

# C.S.D. - TRAINING BUILDING

9312 Vanguard Drive

Anchorage, Alaska

95% SUBMITTAL



## DRAWING INDEX:

CIVIL	LANDSCAPE	ARCHITECTURAL	STRUCTURAL	MECHANICAL	ELECTRICAL
<b>BELL</b>	<b>CORVUS</b>	<b>ROHDE &amp; ASSOCIATES, INC.</b>	<b>PND</b>	<b>SPURLOCK &amp; ASSOCIATES, INC.</b>	<b>EIC ENGINEERS</b>
C1.0 GENERAL NOTES, VICINITY MAP, AND ABBREVIATIONS	L101 CODE ANALYSIS PLAN	A1.0 FLOOR PLAN	S1.10 DESIGN CRITERIA	M1.1 LEGENDS, ABBREVIATIONS, AND SCHEDULES	E0.1 ELECTRICAL LEGEND
C2.0 EXISTING SITE PLAN AND DEMOLITION PLAN	L102 SOILS PLAN	A1.1 MEZZANINE PLAN	S1.11 SPECIAL INSPECTIONS	M1.2 MECHANICAL SCHEDULES	E0.2 ELECTRICAL SPECIFICATIONS
C3.0 PLOT PLAN	L103 PLANTING PLAN	A1.2 ROOF PLAN	S1.21 CONCRETE REINFORCING SCHEDULES AND TYPICAL DETAILS	M2.0 UNDERGROUND PLUMBING PLAN	E1.1 LIGHTING PLAN
C4.0 SITE PLAN	L501 DETAILS	A2.0 BUILDING ELEVATIONS	S1.31 MASONRY TYPICAL DETAILS	M2.1 PLUMBING PLAN	E2.1 POWER AND SIGNAL PLAN
C5.0 GRADING PLAN		A2.1 BUILDING ELEVATIONS	S1.41 WOOD FRAMING TYPICAL DETAILS	M3.1 HVAC PLAN	E3.1 ONE-LINE DIAGRAMS, DETAILS, AND SCHEDULES
C5.1 SECTIONS		A3.0 BUILDING SECTIONS	S1.42 WOOD PANEL SHEAR WALL TYPICAL DETAILS		
C6.0 TYPICAL DETAILS		A3.1 WALL SECTIONS	S2.0 FOUNDATION PLAN		
C7.0 EROSION & SEDIMENT CONTROL PLAN		A3.2 STAIR AND ROOF DETAILS	S2.1 SLAB PLAN		
C7.1 EROSION & SEDIMENT CONTROL DETAILS		A4.0 ASSEMBLIES AND DETAILS	S2.2 MEZZANINE FRAMING PLAN		
C8.0 FIRE ACCESS PLAN			S2.3 ROOF FRAMING PLAN		
			S4.0 FOUNDATION DETAILS		
			S5.0 FLOOR DETAILS		
			S6.0 ROOF DETAILS		

## PROJECT NARRATIVE:

The scope of work required by the general contractor (GC) and their subcontractors (SC) is as follows:

Any design work by the GC and their subcontractors shall be submitted and approved by the owner's representative, architect, engineers, and the Municipality of Anchorage prior to commencing with construction.

This project is the construction of a new detached building to provide additional and more diverse classroom spaces with the intent to expand the educational services provided to the students of the Chugach School District. The existing conditional use allows for the temporary boarding of up to 28 students, this number or conditional use will not change due to the scope of this project. However, will provide additional educational options to students who would not otherwise receive such an opportunity.

## PROJECT DATA:

LEGAL DESCRIPTION:	ADDRESS:
LOT 2A, BLOCK 10 INDEPENDENCE PARK SUBDIVISION	9312 VANGUARD DRIVE ANCHORAGE, ALASKA

## SITE LOCATION MAP:

NOT TO SCALE



## GENERAL NOTES:

- BUILDING SHALL CONFORM TO INTERNATIONAL BUILDING CODE, 2018 EDITION, MINIMUM REQUIREMENTS FOR TYPE V-B CONSTRUCTION THROUGHOUT, "S-1" OCCUPANCY.
- THESE DRAWINGS ARE SUPPLIED TO THE GENERAL CONTRACTOR AND OTHERS FOR THEIR USE ON THIS SPECIFIC PROJECT.
- THE ORGANIZATION OF THESE DRAWINGS IS NOT INTENDED TO CONTROL THE DIVISION OF WORK AMONG THE SUB-CONTRACTORS. THE DIVISION OF THE WORK SHALL BE THE SOLE RESPONSIBILITY OF THE GENERAL CONTRACTOR.
- CONTRACTOR SHALL PROVIDE ALL LABOR, EQUIPMENT AND MATERIALS REQUIRED TO COMPLETE ALL WORK AS SHOWN OR AS IMPLIED ON THESE DRAWINGS.
- CONTRACTOR SHALL PROVIDE AND MAINTAIN ALL FACILITIES FOR LIGHT AND POWER WITHIN THE PREMISES AND IN THE CONSTRUCTION AREA DURING THE ENTIRE CONSTRUCTION PERIOD. POWER SHALL BE OBTAINED FROM THE EXISTING DISTRIBUTION SYSTEM. PROVIDE NECESSARY MATERIALS AND LABOR FOR POWER CONNECTIONS FOR MACHINES, PORTABLE TOOLS, ETC.. AS USED BY OTHER TRADES, REGARDLESS OF SIZE.
- CONTRACTOR SHALL BE RESPONSIBLE FOR THE REMOVAL OF ALL RUBBISH AND DEBRIS RESULTING FROM CONSTRUCTION AT CONTRACTOR'S EXPENSE.
- ALL DIMENSIONS ARE TO FACE OF STUD OR STRUCTURE, UNLESS NOTED OTHERWISE.
- CONTRACTORS SHALL VERIFY ALL DIMENSIONS AND FIELD VERIFY CONDITIONS BEFORE PROCEEDING WITH ANY WORK.
- ALL CONTRACTORS AND SUB CONTRACTORS ARE RESPONSIBLE FOR CONFORMING TO ALL APPLICABLE LOCAL CODES AND TRADE STANDARDS.
- ALL COLORS, FINISHES, AND EQUIPMENT SHALL BE SUBMITTED TO THE OWNER FOR APPROVAL.
- ANY AND ALL DISCREPANCIES BETWEEN DRAWING SHEETS, DISCIPLINES, DIMENSIONS, DETAILS, MATERIALS, AND COLORS SHALL BE BROUGHT TO THE ATTENTION OF THE ARCHITECT PRIOR TO BIDDING AND/ OR CONSTRUCTION IMMEDIATELY UPON DISCOVERY FOR CLARIFICATION.
- DO NOT SCALE DIMENSIONS FROM BLUEPRINTS, ANY AND ALL DISCREPANCIES OF DIMENSIONS BETWEEN DRAWING SHEETS, DISCIPLINES, AND DETAILS SHALL BE BROUGHT TO THE ATTENTION OF THE ARCHITECT PRIOR TO CONSTRUCTION IMMEDIATELY UPON DISCOVERY FOR CLARIFICATION.
- FIRE ALARM AND SPRINKLER DRAWINGS (IF REQUIRED) ARE NOT WITHIN THE SCOPE OF THESE DRAWINGS AND ARE THE RESPONSIBILITY OF THE GENERAL CONTRACTOR. SPRINKLER SYSTEM SHOP DRAWINGS SHALL BE SUBMITTED TO THE ARCHITECT FOR REVIEW AND APPROVAL PRIOR TO SUBMITTING FOR PERMIT. DRAWINGS SHALL BE SUBMITTED BY A QUALIFIED FIRE PROTECTION CONTRACTOR.

## BUILDING CODE ANALYSIS:

THE 2018 EDITION OF THE IBC WAS USED IN THE FOLLOWING ANALYSIS:

PROJECT INFORMATION:	NEW CONSTRUCTION
ZONING:	I-1SL
CONSTRUCTION TYPE:	TYPE V-B : NON- SPRINKLED
OCCUPANCY CLASSIFICATION:	S-1
HEIGHT:	1-STORY, PER IBC 505.2
SPRINKLED:	NO
FIRE ALARM:	NONE REQUIRED PER IBC 907.2.1
ACTUAL AREA:	2,753 G.S.F. FIRST FLOOR 633 G.S.F. MEZZANINE 2,753 G.S.F.
TOTAL:	
MEZZANINE AREA:	PER IBC 505.2.1, THE AGGREGATE AREA OF THE MEZZANINE IS ALLOWED TO BE A MAXIMUM OF 1/3 OF THE ROOM IN WHICH IT IS LOCATED: 2,753 / 3 = 918 S.F. ALLOWABLE MEZZANINE
ALLOWABLE TABULAR AREA:	6,000 S.F. PER STORY
OCCUPANCY SEPARATION:	NONE REQUIRED PER IBC TABLE 508.4
ROOFING CLASSIFICATION (MIN):	C
ROOFING CLASSIFICATION (PROVIDED):	A
EXT. WALL PROTECTION:	NONE REQUIRED PER IBC TABLE 601 AND 602
OCCUPANT LOAD:	MAIN FLOOR: VOCATIONAL SHOP AREA: 2,753 N.S.F./ 50 N.S.F. PER OCCUPANT =55 MAIN FLOOR TOTAL OCCUPANTS: 55  MEZZANINE: WAREHOUSE AREAS: 633 G.S.F./500 G.S.F. PER OCCUPANT = 2 OCC.  TOTAL OCCUPANTS: 57
NUMBER OF EXITS:	2 PROVIDED, 3 REQUIRED
EMERGENCY LIGHTING:	PROVIDE MINIMUM 1 FOOT-CANDLE ILLUMINATION AT FLOOR LEVEL PER IBC SECTION 1006.2
INTERIOR FINISHES:	MINIMUM PER IBC TABLE 803.13
PLUMBING SYSTEMS (S-1 OCCUPANCY):	BATHROOMS ARE LOCATED IN EXISTING MAIN BUILDING
EXITING:	EVERY EXIT DOOR SHALL BE OPENABLE FROM THE INSIDE WITHOUT A KEY OR ANY SPECIAL KNOWLEDGE OR EFFORT.

## SYMBOLS:

	STRUCTURAL OR REFERENCE GRIDS		REFERENCE NORTH		CUT LINE		VERTICAL ASSEMBLY TYPE		HORIZONTAL ASSEMBLY TYPE
	EXTERIOR ELEVATION		Floor Plan 1/8" = 1'-0"		REVISION SYMBOL AND BUBBLE INDICATING AFFECTED AREA		DOOR NUMBER		EXISTING GRADE OR ELEVATION
	DETAIL REFERENCE		WINDOW NUMBER		FINISHED GRADE OR ELEVATION				

## ABBREVIATIONS:

A.F.F.	ABOVE FINISHED FLOOR	DN	DOWN	G.S.A.	GROSS SQUARE FOOTAGE	N.I.C.	NOT IN CONTRACT	SL	SIDE LITE
A.C.T.	ACOUSTICAL CEILING TILE	EA	EACH	GYP	GYPSUM	NL	NO LITE	SPEC	SPECIFICATION
APPROX	APPROXIMATELY	E.W.	EACH WAY	GWB	GYPSUM WALL BOARD	N.S.F.	NET SQUARE FOOTAGE	SQ.FT.	SQUARE FOOT
ARCH	ARCHITECTURAL	EL.	ELEVATION	H.B.	HOSE BIB	N.T.S.	NOT TO SCALE	SV	SHEET VINYL
A.W.W.	ALL WEATHER WOOD	EXIST	EXISTING	HL	HALF LITE	NO.	NUMBER	THRU	THROUGH
B.F.F.	BELOW FINISHED FLOOR	EXP	EXPANSION	IN	INCH	O.C.	ON CENTER	T.I.	TENANT IMPROVEMENT
B.O.B.	BOTTOM OF BEAM	E.I.F.S.	EXTERIOR INSULATION & FINISH SYSTEM	IBC	INTERNATIONAL BUILDING CODE	OCC.	OCCUPANT(S)	T.O.B.	TOP OF BEARING
B.O.D.	BASIS OF DESIGN	F.O.C.	FACE OF CONCRETE	IEBC	INTERNATIONAL EXISTING BUILDING CODE	OPP	OPPOSITE	T.O.W.	TOP OF WALL
B.O.F.	BOTTOM OF FOOTER	F.O.F.	FACE OF FINISH	IECC	INTERNATIONAL ENERGY CONSERVATION CODE	ORD	OVERFLOW ROOF DRAIN	TS	TUBE STEEL
B.O.S.	BOTTOM OF STRUCTURE	F.O.S.	FACE OF STUDS	IFC	INTERNATIONAL FIRE CODE	O/H	OVERHEAD	TT	TYPICAL THROUGHOUT PROJECT
B.O.W.	BOTTOM OF WALL	F.O.W.	FACE OF WALL	IRC	INTERNATIONAL RESIDENTIAL CODE	PLAM	PLASTIC LAMINATE	TYP	TYPICAL
CL	CENTERLINE	F TO F	FACE TO FACE	LAV	LAVATORY	P.R.R.	PER RESTROOM	U.D.	UNIT DIMENSION
C TO C	CENTER TO CENTER	F.F.	FACTORY FINISH	LB	POUND	PSF	POUNDS PER SQUARE FOOT	U.N.O.	UNLESS NOTED OTHERWISE
CMU	CONCRETE MASONRY UNIT	F.E.	FIRE EXTINGUISHER	MFG	MANUFACTURER(ED)	RD	ROOF DRAIN	VCT	VINYL COMPOSITE TILE
CPT	CARPET	FIN	FINISH(ED)	MASS	MUNICIPALITY OF ANCHORAGE STANDARD SPECIFICATION	REF	REFERENCE	W.W.F.	WELDED WIRE FABRIC
CONT	CONTINUOUS	F.F.E.	FINISHED FLOOR ELEVATION	MAX	MAXIMUM	REQD	REQUIRED	W.W.M.	WELDED WIRE MESH
DEMO	DEMOLITION	F.D.	FLOOR DRAIN	MIN	MINIMUM	RM	ROOM	W/	WITH
DIA	DIAMETER	FL	FULL LITE	MISC	MISCELLANEOUS	R.O.	ROUGH OPENING	W/O	WITHOUT
Ø	DIAMETER	FT.	FOOT	M.O.A.	MUNICIPALITY OF ANCHORAGE	S.F.	SQUARE FOOT	WOC	WALK-OFF CARPET
DIM	DIMENSION	F.V.	FIELD VERIFY	N.A.	NOT APPLICABLE	SIM	SIMILAR		

**ROHDE ARCHITECTS**  
Architecture Planning Design/Build  
11925 Old Glenn Hwy., Suite 201, Eagle River, AK 99577  
ph. (907) 331-3111  
Rohde@RohdeArchitects.com

NO.	REVISION	DATE

**C.S.D. - TRAINING OFFICE**  
9312 VANGUARD DRIVE  
Anchorage, Alaska

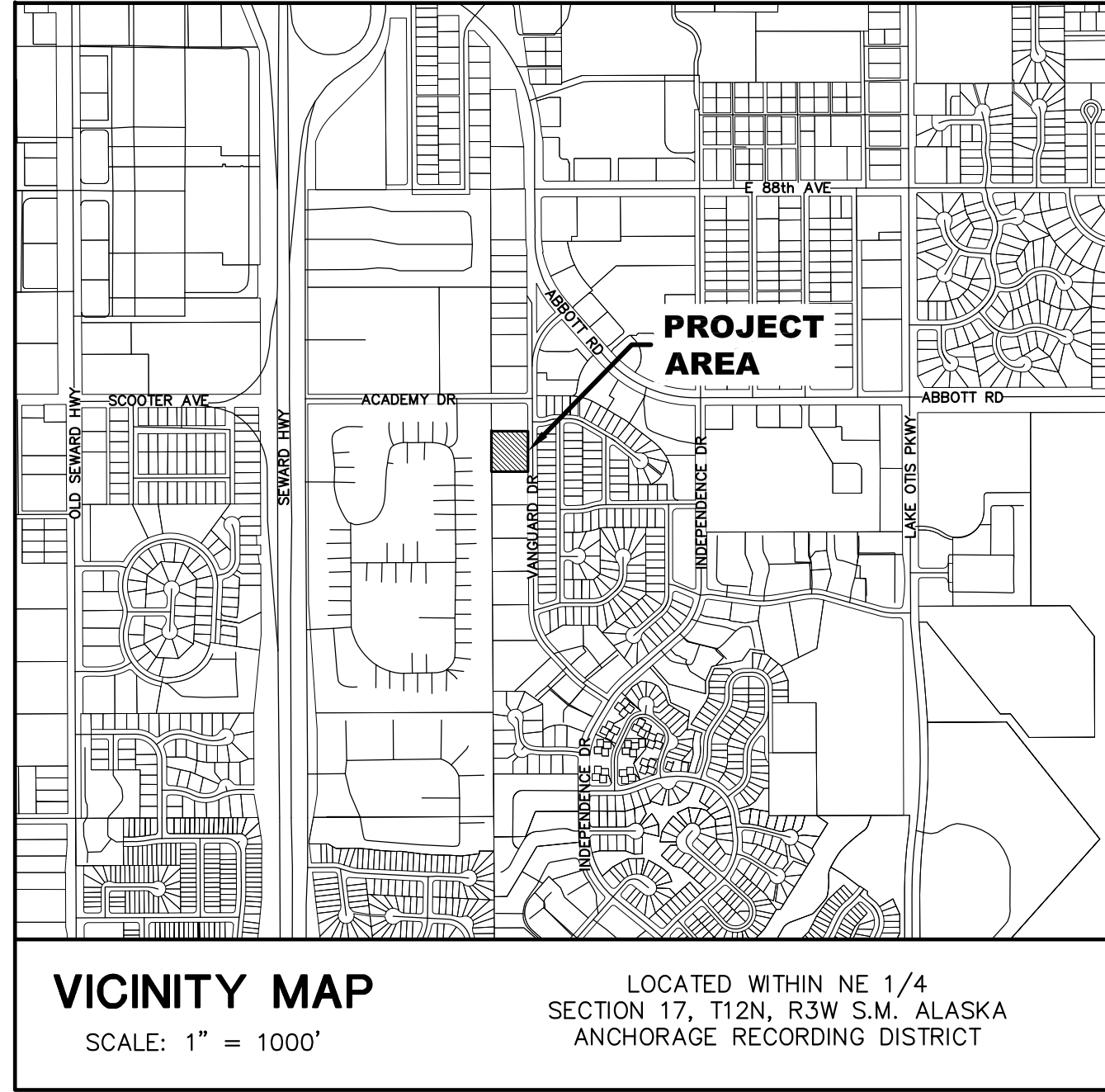
JOB NO.	2317
DATE	JULY 21, 2023
DRAWN	GLM
REVIEWED	AGR

SHEET TITLE:  
COVER SHEET

SHEET NO.  
**G1.0**

IF THIS SHEET IS LESS THAN: 22"x34" IT IS A REDUCED PRINT  
- DO NOT SCALE DIMENSIONS FROM BLUEPRINTS -

File Name: \\192.168.1.5\Share\Rohde and Associates\Drawings\Active Jobs\2317 Chugach School District\A-Sheets\JN2312.dwg  
Plotted on: Friday, December 01, 2023 - 2:20pm  
User Name: Rohde



**CALL BEFORE YOU DIG**

CONTRACTOR SHALL NOTIFY ALL UTILITY COMPANIES PRIOR TO COMMENCEMENT OF EXCAVATION THE FOLLOWING IS A PARTIAL LIST:

STATE STORM/STREETLIGHTS	333-2411
ALASKA RAILROADS	265-2520
MILITARY FUEL LINES	522-3760

LOCATE CENTER OF ALASKA:

ANCHORAGE	278-3121
STATEWIDE	1-800-478-3121

(INCLUDES ADOT, ATU, AWWU, CEA, ENSTAR, GCI, MTA, MEA, ML&P, MOA TRAFFIC SIGNALS, MOA STORM/STREETS)

**CAUTION**

EXISTING UTILITY LOCATIONS ARE APPROXIMATE. CONTRACTOR SHALL VERIFY ALL UTILITY LOCATIONS PRIOR TO CONSTRUCTION.

**CONSTRUCTION NOTES**

- ALL CONSTRUCTION SHALL BE IN ACCORDANCE WITH THE MOST CURRENT EDITION OF: THE MUNICIPALITY OF ANCHORAGE (MOA) STANDARD SPECIFICATION (MASS), MOA DESIGN CRITERIA MANUAL (DCM), MOA TITLE 21, AND MOA DRAINAGE DESIGN GUIDELINES.
- THE CONTRACTOR IS REQUIRED TO COMPLY WITH MUNICIPAL NOISE AND HOURS OF OPERATION REQUIREMENTS.
- HOURS OF CONSTRUCTION SHALL BE FROM 7 A.M. TO 8 P.M.
- ALL EXCAVATED ORGANIC MATERIALS SHALL BE CLEARED AND REMOVED FROM THE SITE. ONLY CLASSIFIED FILL MATERIALS SHALL BE USED.
- ALL MATERIALS REMOVED FROM THE SITE SHALL BE DISPOSED OF IN A LEGAL MANNER. CONTRACTOR IS TO PROVIDE CERTIFICATION AND RECEIPTS OF THE DISPOSAL LOCATION(S) TO THE OWNER.
- CLASSIFIED FILLS SHALL BE HAULED FROM A CERTIFIED SITE AND SHALL MEET THE REQUIREMENTS OF SECTION 20.21 OF THE MOST CURRENT EDITION OF MASS. FILL MATERIAL IS ANTICIPATED TO COME FROM ANCHORAGE SAND AND GRAVEL.
- THE CONTRACTOR IS RESPONSIBLE FOR DUST CONTROL ALONG ALL HAUL ROUTES, AND SHALL IMPLEMENT APPROPRIATE ACTIONS TO MINIMIZE DUST AND TRACKING ONTO THE STREETS. ALL STREETS ARE TO BE KEPT CLEAR OF DIRT AND DEBRIS. STREETS SHALL BE SWEEPED IMMEDIATELY WHEN DIRT HAS BEEN TRACKED ONTO THE PAVED SURFACES.
- ALL CLASSIFIED FILLS SHALL BE INSTALLED IN 12" LIFTS (MAXIMUM) AND COMPACTED TO 95% OF MAXIMUM DENSITY.
- ALL FINISH GRADE SLOPES SHALL NOT EXCEED A 2H:1V RATIO.
- ALL DISTURBED AREAS SHALL BE SEEDED OR VEGETATED UPON THE COMPLETION OF CONSTRUCTION TO PREVENT EROSION.
- ANY CHANGE TO THE PROPOSED SOURCE OF FILL, OR DISPOSAL LOCATION, FOR EXCAVATED MATERIALS WILL REQUIRE A CHANGE ORDER WITH MOA ZONING DEPARTMENT AND MOA TRAFFIC DEPARTMENT REVIEW.


**SITE NOTES**

- THE SITE IS DESCRIBED AS INDEPENDENCE PARK SUBDIVISION LOT 2A BLOCK 10 (PLAT 84-87).
- FIELD SURVEY WAS PERFORMED BY F. ROBERT BELL & ASSOCIATES ON JULY 23, 24, AND 29, 2019.
- EXISTING MANHOLE LOCATIONS ARE SHOWN TO APPROXIMATE CENTER OF STRUCTURE.
- UNDERGROUND UTILITY LOCATE REQUESTS WERE COORDINATED BY ALASKA DIGLINE, INC.
- UNDERGROUND NATURAL GAS, ELECTRIC, AND COMMUNICATIONS LINES WERE FIELD LOCATED. PRIVATE SERVICE LINES WERE NOT FIELD LOCATED.
- PROPERTY IS ZONED I-1 SL (LIGHT INDUSTRIAL WITH SPECIAL LIMITATIONS) DISTRICT.

**ABBREVIATIONS**

- AC ACRES
- ADA AMERICANS WITH DISABILITIES ACT
- BLDG BUILDING
- BMP BEST MANAGEMENT PRACTICE
- CB CATCH BASIN
- CPEP CORRUGATED POLYETHYLENE PIPE
- EL ELEVATION
- FFE FINISHED FLOOR ELEVATION
- FT FEET
- INV INVERT
- LF LINEAR FEET
- MAX MAXIMUM
- MIN MINIMUM
- MOA MUNICIPALITY OF ANCHORAGE
- NFS NON-FROST SUSCEPTIBLE
- ROW RIGHT OF WAY
- SF SQUARE FEET
- TYP TYPICAL
- WWF WELDED WIRE FABRIC

SHEET INDEX	
SHEET NO.	TITLE
C1.0	GENERAL NOTES, VICINITY MAP, AND ABBREVIATIONS
C2.0	EXISTING SITE PLAN
C3.0	PLOT PLAN
C4.0	SITE PLAN
C5.0	GRADING PLAN
C5.1	SECTIONS & POINT TABLE
C6.0	TYPICAL DETAILS
C7.0	EROSION AND SEDIMENT CONTROL PLAN
C7.1	EROSION AND SEDIMENT CONTROL DETAILS
C8.0	FIRE ACCESS PLAN
	AWWU PLAN SET (SUBMITTED SEPARATELY)
C9.0	COVER SHEET
C9.1	NOTES, SURVEY CONTROL, KEY MAPS, AND LEGEND
C9.2	WATER SERVICE PLAN AND PROFILE
C9.3	SEWER SERVICE PLAN AND PROFILE



801 W. FIREWEED LN. #201  
 ANCHORAGE, AK 99503  
 (907)274-5257  
 CoA No. AEC0582

**ROHDE ARCHITECTS**  
 Architecture Planning Design/Build  
 11925 Old Glenn Hwy., Suite 201, Eagle River, AK 99577  
 Ph. (907)696-2960 Fax (907)696-2962  
 ARohde@RohdeArchitects.Com Corp. Auth. #AEC0769

NO.	REVISION	DATE

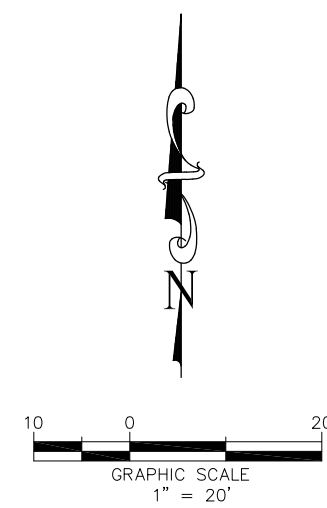
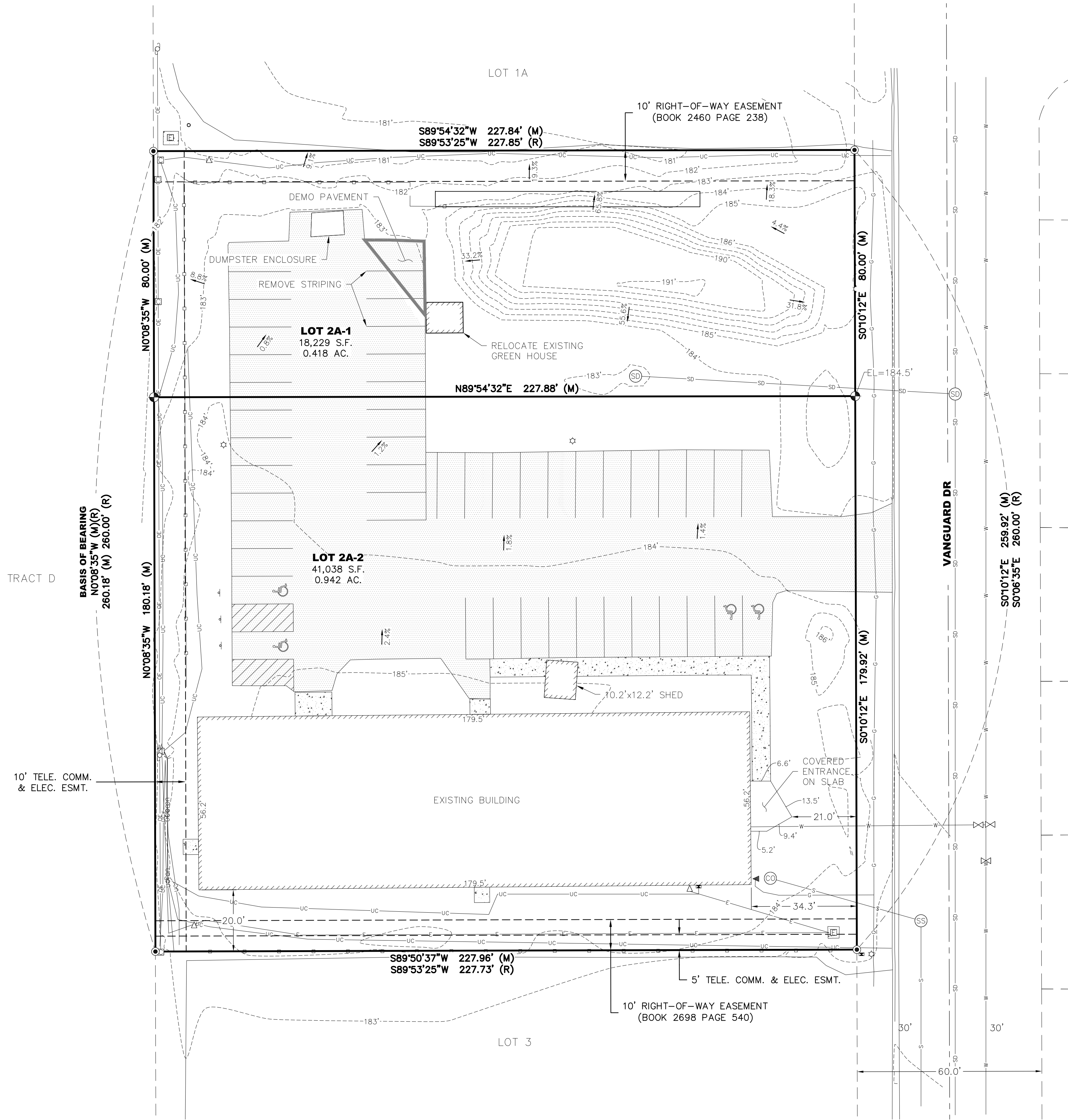
**C.S.D. - TRAINING OFFICE**  
 9312 Vanguard Drive Anchorage, Alaska

JOB NO.	2023-2952
DATE	NOVEMBER 17, 2023
DRAWN	VFS
REVIEWED	CLB

SHEET TITLE:  
 GENERAL NOTES, VICINITY MAP, AND ABBREVIATIONS

SHEET NO.  
**C1.0**

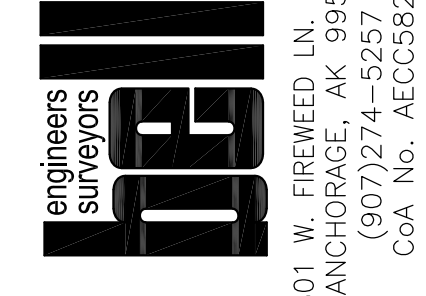
**95% CIVIL DESIGN - 11/17/2023**



**LEGEND**

- FOUND YELLOW PLASTIC CAP
- ⊙ FOUND ALUMINUM CAP
- (R) RECORD PER PLAT 84-87
- (M) MEASURED
- LOT LINE
- - - ADJACENT LOT LINE
- - - EASEMENT LINE
- ⊗ WATER VALVE
- ⊗ STORM DRAIN MANHOLE
- ⊗ SANITARY SEWER MANHOLE
- ⊗ SANITARY SEWER CLEANOUT
- ⊗ COMMUNICATIONS PEDESTAL
- ⊗ ELECTRIC TRANSFORMER BOX
- ⊗ UTILITY POLE
- ⊗ LIGHT POLE
- ⊗ JUNCTION BOX
- ⊗ GAS METER
- ⊗ ELECTRIC METER
- ⊗ SIGN
- ⊗ BOLLARD
- UNDERGROUND ELECTRIC
- UNDERGROUND COMMUNICATIONS
- UNDERGROUND GAS
- OVERHEAD ELECTRIC
- WATER LINE
- STORM DRAIN LINE
- SANITARY SEWER LINE
- WOOD FENCE
- ▨ PAVEMENT
- ▨ CONCRETE
- ▨ DEMOLITION AREA

**EXISTING SITE PLAN & DEMOLITION PLAN**  
 SCALE 1/20



801 W. FIREWEED LN. #201  
 ANCHORAGE, AK 99503  
 (907)274-5257  
 CoA No. AEC0582

**PROHDE ARCHITECTS**  
 Architecture Planning Design/Build  
 11925 Old Glenn Hwy., Suite 201, Eagle River, AK 99577  
 Ph. (907) 696-2960  
 ARohde@ProhdeArchitects.Com Corp. Auth. #AEC0769

NO.	REVISION	DATE

**C.S.D. - TRAINING OFFICE**  
 9312 Vanguard Drive Anchorage, Alaska

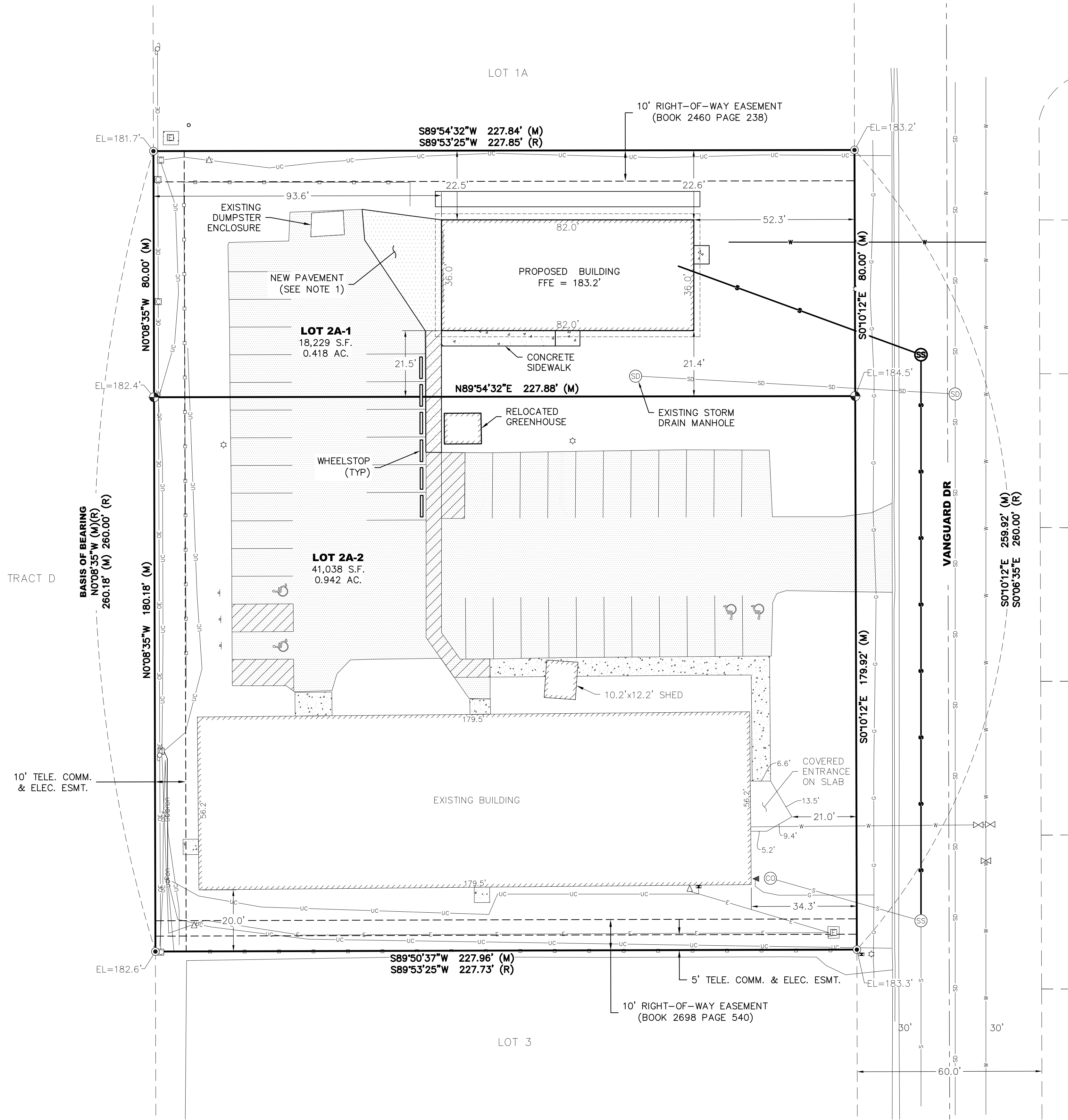
JOB NO.	2023-2952
DATE	NOVEMBER 17, 2023
DRAWN	VFS
REVIEWED	CLB

SHEET TITLE:  
 EXISTING SITE PLAN AND DEMOLITION PLAN

SHEET NO.  
**C2.0**

**95% CIVIL DESIGN - 11/17/2023**

IF THIS SHEET IS LESS THAN: 22"x34" IT IS A REDUCED PRINT  
 - DO NOT SCALE DIMENSIONS FROM BLUEPRINTS -



**PLOT PLAN**

SCALE 1/20

**LEGEND**

EXISTING	PROPOSED	
○	○	FOUND YELLOW PLASTIC CAP
⊕	⊕	FOUND ALUMINUM CAP
(R)	(R)	RECORD PER PLAT 84-87
(M)	(M)	MEASURED
---	---	LOT LINE
---	---	ADJACENT LOT LINE
---	---	EASEMENT LINE
⊗	⊗	WATER VALVE
⊗	⊗	STORM DRAIN MANHOLE
⊗	⊗	SANITARY SEWER MANHOLE
⊗	⊗	SANITARY SEWER CLEANOUT
⊗	⊗	COMMUNICATIONS PEDESTAL
⊗	⊗	ELECTRIC TRANSFORMER BOX
⊗	⊗	UTILITY POLE
⊗	⊗	LIGHT POLE
⊗	⊗	JUNCTION BOX
⊗	⊗	GAS METER
⊗	⊗	ELECTRIC METER
⊗	⊗	SIGN
⊗	⊗	BOLLARD
---	---	UNDERGROUND ELECTRIC
---	---	UNDERGROUND COMMUNICATIONS
---	---	UNDERGROUND GAS
---	---	OVERHEAD ELECTRIC
---	---	WATER LINE
---	---	STORM DRAIN LINE
---	---	SANITARY SEWER LINE
---	---	WOOD FENCE
▨	▨	PAVEMENT
▨	▨	CONCRETE

**LEGAL DESCRIPTION**

INDEPENDENCE PARK BLOCK 10 LOT 2A  
 PER RECORDED PLAT NO. 84-87.

**BASIS OF BEARING**


BASIS OF BEARING IS N0°08'35"W BETWEEN FOUND MONUMENTS AS SHOWN.

**BASIS OF COORDINATES**

BASIS OF COORDINATES IS THE FOUND MONUMENT AT THE SOUTHWEST CORNER OF LOT 2A-2, HAVING COORDINATES N: 5854.82' AND E: 4997.87' IN AN ASSUMED COORDINATE SYSTEM.

**BASIS OF ELEVATION**

BASIS OF ELEVATION IS THE FOUND MONUMENT AT THE NORTHWEST CORNER OF LOT 2A-1 WITH AN ELEVATION OF 181.7' IN AN ASSUMED DATUM.



801 W. FIREWEED LN. #201  
 ANCHORAGE, AK 99503  
 (907)274-5257  
 CoA No. AEC582

**ROHDE ARCHITECTS**  
 Architecture Planning Design/Build  
 11925 Old Glenn Hwy., Suite 201, Eagle River, AK 99577  
 Ph. (907) 696-2960  
 ARohde@RohdeArchitects.Com Corp. Auth. #AEC769

**C.S.D. - TRAINING OFFICE**  
 9312 Vanguard Drive Anchorage, Alaska

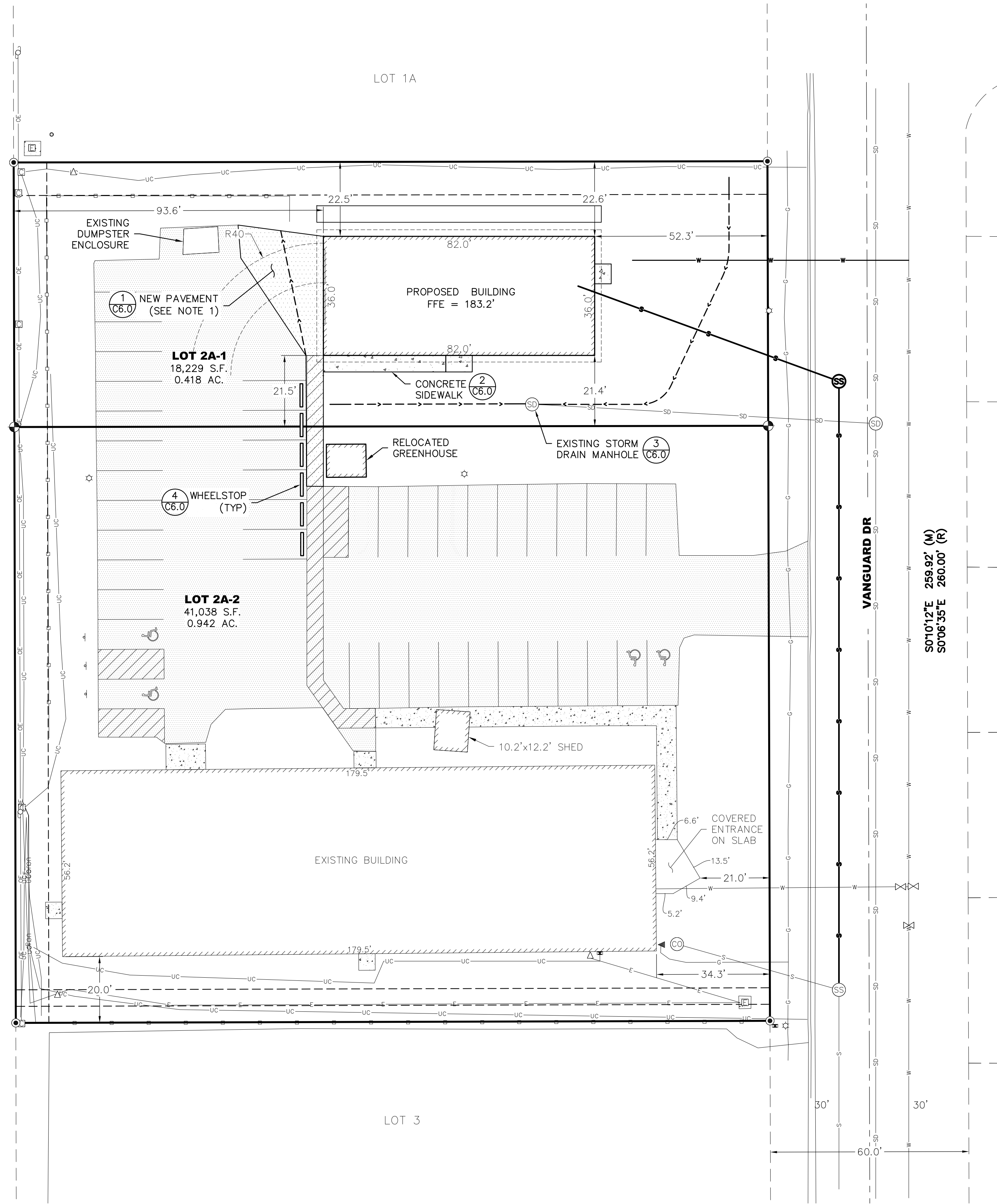
JOB NO.	2023-2952
DATE	NOVEMBER 17, 2023
DRAWN	VFS
REVIEWED	CLB

SHEET TITLE:  
 PLOT PLAN

SHEET NO.  
**C3.0**

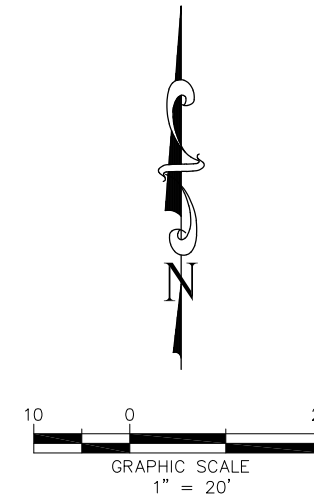
**95% CIVIL DESIGN - 11/17/2023**

TRACT D



**SITE PLAN**

SCALE 1/20



**LEGEND**

**EXISTING**

- FOUND YELLOW PLASTIC CAP
- ⊕ FOUND ALUMINUM CAP
- (R) RECORD PER PLAT 84-87
- (M) MEASURED

- LOT LINE
- ADJACENT LOT LINE
- EASEMENT LINE
- ⊗ WATER VALVE
- ⊗ STORM DRAIN MANHOLE
- ⊗ SANITARY SEWER MANHOLE
- ⊗ SANITARY SEWER CLEANOUT
- ⊗ COMMUNICATIONS PEDESTAL
- ⊗ ELECTRIC TRANSFORMER BOX
- ⊗ UTILITY POLE
- ⊗ LIGHT POLE
- ⊗ JUNCTION BOX
- ⊗ GAS METER
- ⊗ ELECTRIC METER
- ⊗ SIGN
- ⊗ BOLLARD
- UNDERGROUND ELECTRIC
- UNDERGROUND COMMUNICATIONS
- UNDERGROUND GAS
- OVERHEAD ELECTRIC
- WATER LINE
- STORM DRAIN LINE
- SANITARY SEWER LINE
- WOOD FENCE

- ⊗ PAVEMENT
- ⊗ CONCRETE


**PROPOSED**

- ⊗ FOUND YELLOW PLASTIC CAP
- ⊗ FOUND ALUMINUM CAP
- ⊗ RECORD PER PLAT 84-87
- ⊗ MEASURED
- ⊗ LOT LINE
- ⊗ ADJACENT LOT LINE
- ⊗ EASEMENT LINE
- ⊗ WATER VALVE
- ⊗ STORM DRAIN MANHOLE
- ⊗ SANITARY SEWER MANHOLE
- ⊗ SANITARY SEWER CLEANOUT
- ⊗ COMMUNICATIONS PEDESTAL
- ⊗ ELECTRIC TRANSFORMER BOX
- ⊗ UTILITY POLE
- ⊗ LIGHT POLE
- ⊗ JUNCTION BOX
- ⊗ GAS METER
- ⊗ ELECTRIC METER
- ⊗ SIGN
- ⊗ BOLLARD
- UNDERGROUND ELECTRIC
- UNDERGROUND COMMUNICATIONS
- UNDERGROUND GAS
- OVERHEAD ELECTRIC
- WATER LINE
- STORM DRAIN LINE
- SANITARY SEWER LINE
- WOOD FENCE

- ⊗ PAVEMENT
- ⊗ CONCRETE

**NOTES**

1. SAW CUT EXISTING PAVEMENT AS SHOWN. TACK COAT ALL EDGES OF CUT. SEE DETAIL 1 ON SHEET C6.0 FOR PAVEMENT SECTION DETAIL.



801 W. FIREWEED LN. #201  
 ANCHORAGE, AK 99503  
 (907)274-5257  
 CCA No. AEC582

**ROHDE ARCHITECTS**  
 Architecture Planning Design/Build  
 11925 Old Glenn Hwy., Suite 201, Eagle River, AK 99577  
 Ph. (907) 696-2960  
 ARohde@RohdeArchitects.Com Corp. Auth. #AEC769

**C.S.D. - TRAINING OFFICE**  
 9312 Vanguard Drive Anchorage, Alaska

**95% CIVIL DESIGN - 11/17/2023**

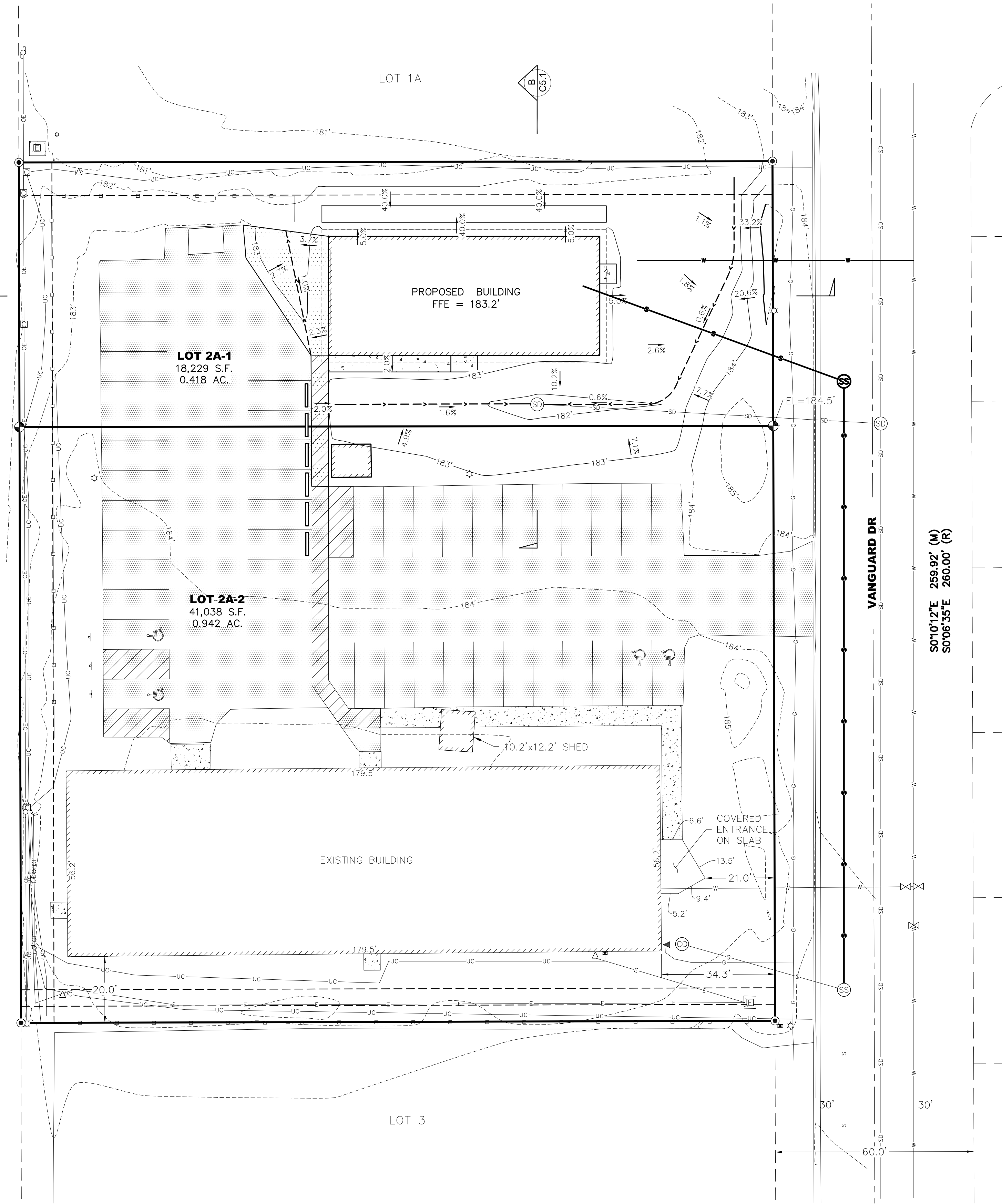
JOB NO.	2023-2952
DATE	NOVEMBER 17, 2023
DRAWN	VFS
REVIEWED	CLB

SHEET TITLE:  
 SITE PLAN


SHEET NO.  
**C4.0**

FileName: V:\OFS\2023-2952 OSD Training Office Civil-Plat\Civil3D\2 - Working\2023-11-17 Chugach School District\_CML 95%.dwg  
 Plotted on: Friday, November 17, 2023 - 9:03am  
 UserName: vsantigo

TRACT D

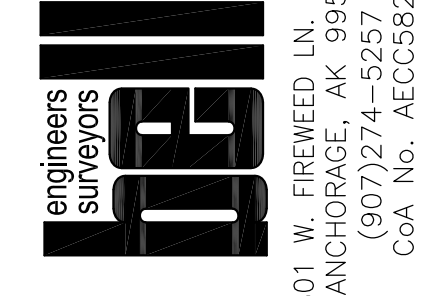


**GRADING PLAN**  
SCALE 1/20



**LEGEND**

EXISTING	PROPOSED	
○		FOUND YELLOW PLASTIC CAP
⊕		FOUND ALUMINUM CAP
(R)		RECORD PER PLAT 84-87
(M)		MEASURED
---		LOT LINE
---		ADJACENT LOT LINE
---		EASEMENT LINE
⊗	⊗	WATER VALVE
⊗	⊗	STORM DRAIN MANHOLE
⊗	⊗	SANITARY SEWER MANHOLE
⊗	⊗	SANITARY SEWER CLEANOUT
⊗	⊗	COMMUNICATIONS PEDESTAL
⊗	⊗	ELECTRIC TRANSFORMER BOX
⊗	⊗	UTILITY POLE
⊗	⊗	LIGHT POLE
⊗	⊗	JUNCTION BOX
⊗	⊗	GAS METER
⊗	⊗	ELECTRIC METER
⊗	⊗	SIGN
⊗	⊗	BOLLARD
UC		UNDERGROUND ELECTRIC
UC		UNDERGROUND COMMUNICATIONS
UC		UNDERGROUND GAS
OE		OVERHEAD ELECTRIC
W		WATER LINE
SD		STORM DRAIN LINE
S		SANITARY SEWER LINE
□		WOOD FENCE
▨		PAVEMENT
▩		CONCRETE



801 W. FIREWEED LN. #201  
 ANCHORAGE, AK 99503  
 (907)274-5257  
 CoA No. AECC582

**PROHDE ARCHITECTS**  
 Architecture Planning Design/Build  
 11925 Old Glenn Hwy., Suite 201, Eagle River, AK 99577  
 Ph. (907) 696-2960  
 ARohde@ProhdeArchitects.Com Corp. Auth. #AECC769

NO.	REVISION	DATE

**95% CIVIL DESIGN - 11/17/2023**

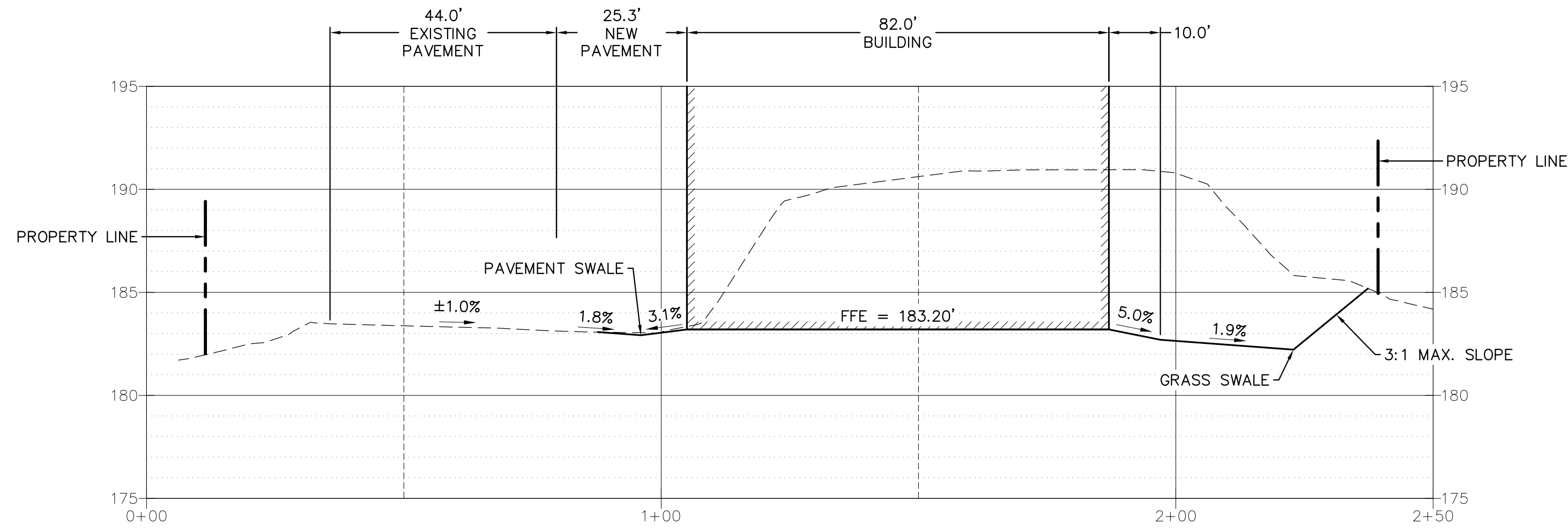
**C.S.D. - TRAINING OFFICE**  
 9312 Vanguard Drive Anchorage, Alaska

JOB NO.	2023-2952
DATE	NOVEMBER 17, 2023
DRAWN	VFS
REVIEWED	CLB

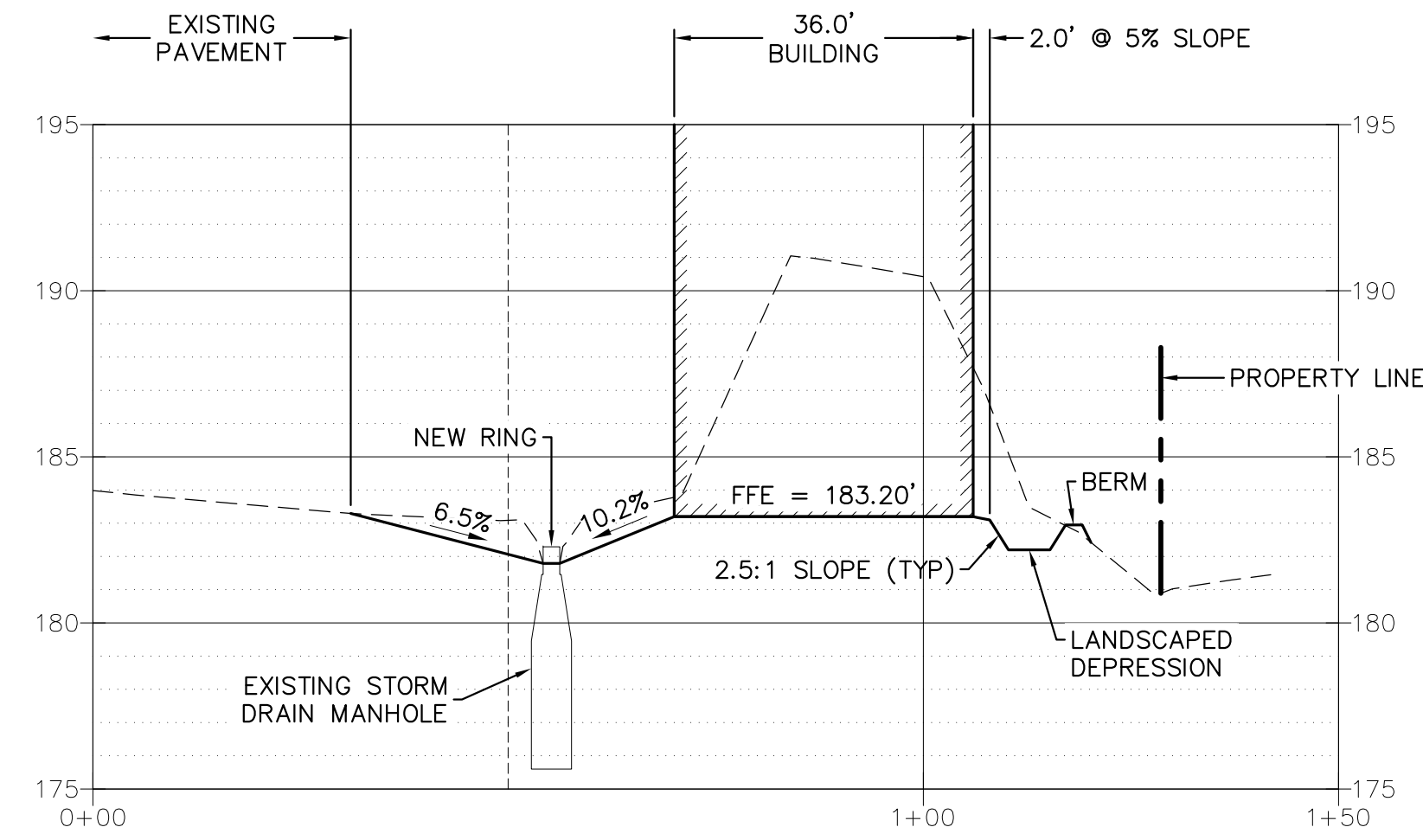
SHEET TITLE:  
GRADING PLAN

SHEET NO.  
**C5.0**

IF THIS SHEET IS LESS THAN: 22"x34" IT IS A REDUCED PRINT  
 - DO NOT SCALE DIMENSIONS FROM BLUEPRINTS -



**A** SECTION - WEST TO EAST  
 SCALE 1/20H 1/5V




**B** SECTION - SOUTH TO NORTH  
 SCALE 1/20H 1/5V

POINT TABLE

**POINT TABLE ABBREVIATIONS**

BLDG	BUILDING
COR	CORNER
EOP	EDGE OF PAVEMENT
ME	MATCH EXISTING ELEVATION
GB	GRADE BREAK
SDMH	STORM DRAIN MANHOLE

95% CIVIL DESIGN - 11/17/2023



801 W. FIREWEED LN. #201  
 ANCHORAGE, AK 99503  
 (907)274-5257  
 CcA No. AECC582



11925 Old Glenn Hwy., Suite 201, Eagle River, AK 99577  
 Ph. (907)696-2960 Fax (907)696-2962  
 ARohde@RohdeArchitects.Com Corp. Auth. #AECC769

C.S.D. - TRAINING OFFICE  
 9312 Vanguard Drive Anchorage, Alaska

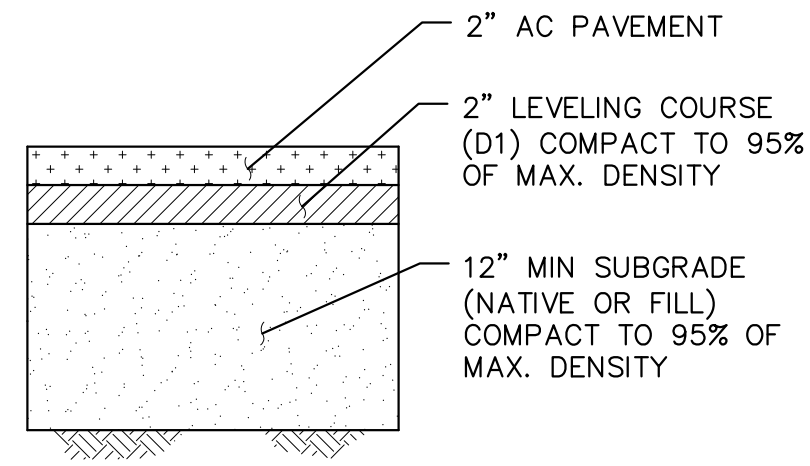
JOB NO.	2023-2952
DATE	NOVEMBER 17, 2023
DRAWN	VFS
REVIEWED	CLB

SHEET TITLE:  
 SECTIONS

SHEET NO.  
 C5.1

**ROHDE ARCHITECTS**  
 Architecture Planning Design/Build  
 11925 Old Glenn Hwy., Suite 201, Eagle River, AK 99577  
 Ph. (907) 696-2960 Fax (907) 696-2962  
 ARohde@RohdeArchitects.Com Corp. Auth. #AEC0769

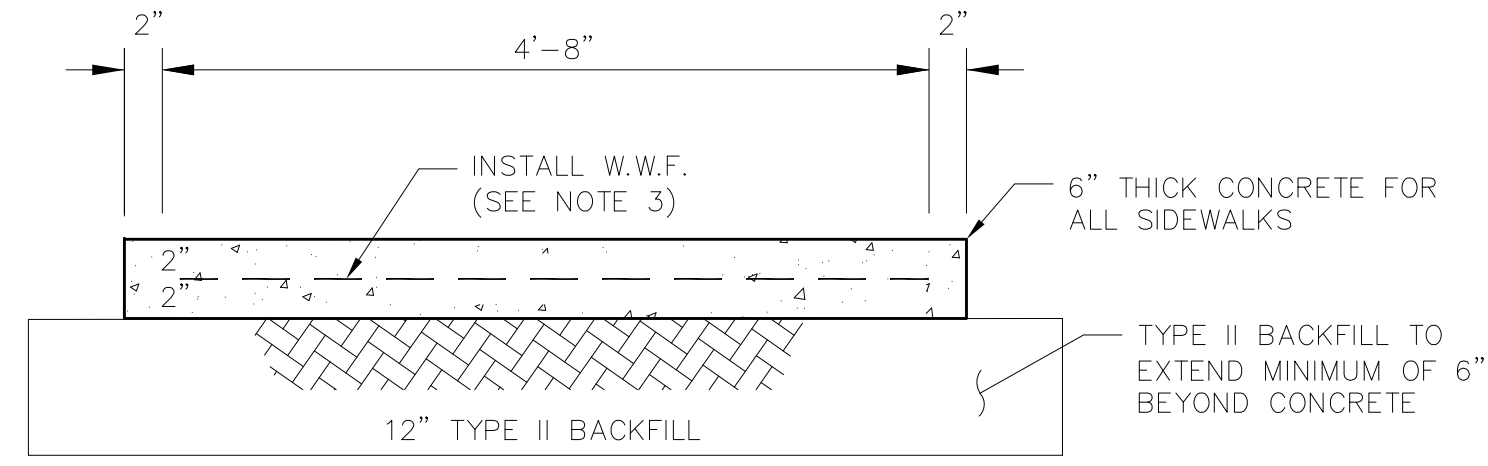
NO.	REVISION	DATE



**PAVEMENT NOTES:**

1. ALL SILT-RICH SOILS SHALL BE REMOVED FROM THE FOOTPRINT OF THE NEW PAVED AREAS FOR PREPARATION OF THE PAVEMENT SECTION CONSTRUCTION.
2. LEVELING COURSE AND BASE COURSE SHALL CONFORM TO THE SPECIFICATIONS AS DESCRIBED IN THE MUNICIPALITY OF ANCHORAGE STANDARD SPECIFICATIONS.
3. PRIOR TO PAVING, ANY SURFACE FILL MATERIAL SHALL BE RE-LEVELLED AND RE-COMPACTED.

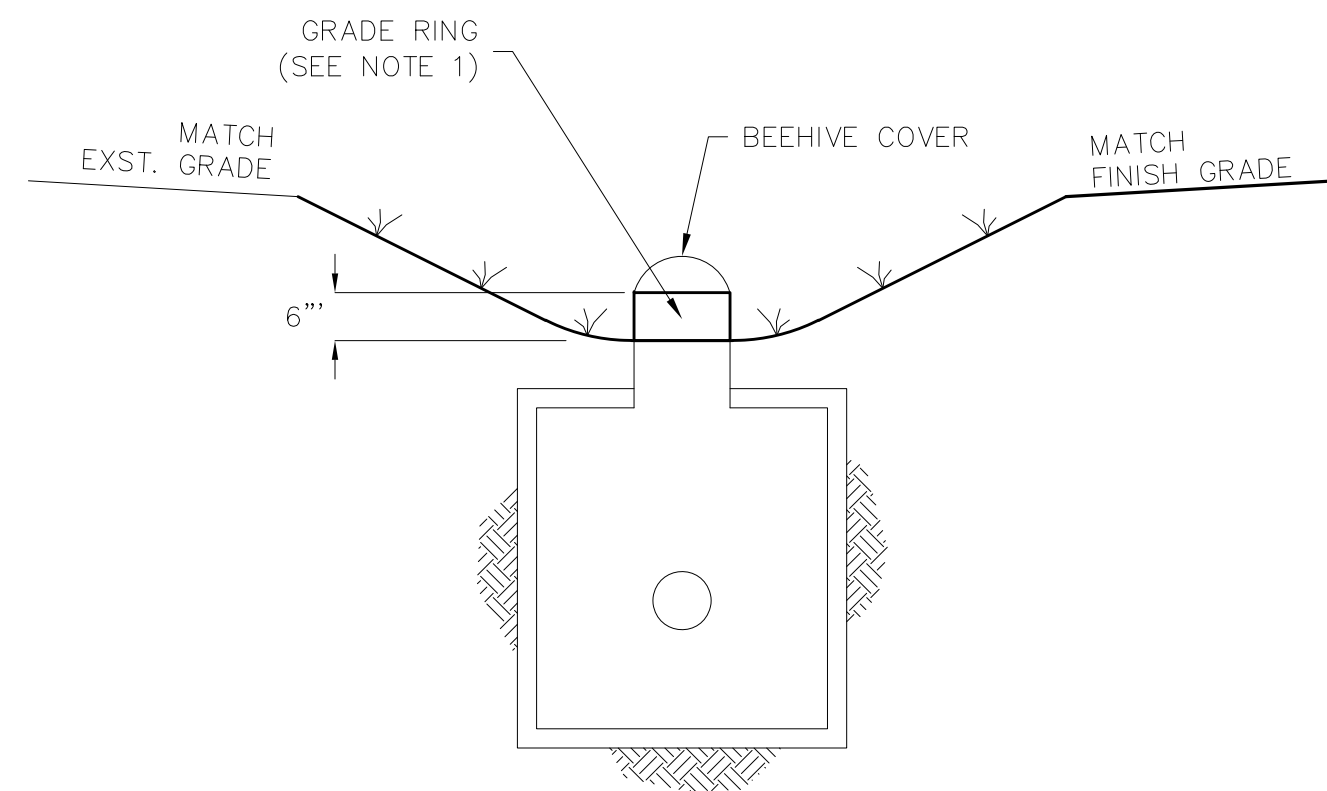
**1 PAVEMENT SECTION**  
 SCALE: NTS



**NOTES:**

1. PROVIDE PRE-MOLDED JOINT FILLER FOR 1/2" EXPANSION JOINTS AT A MAXIMUM OF 20' O.C. AND AT ALL LOCATIONS WHERE MATCHING INTO EXISTING CONCRETE. THIS INCLUDES AREAS WHERE PROPOSED CONCRETE ADJOINS BUILDING WALLS/FOUNDATIONS.
2. CONTRACTION JOINTS SHALL BE PLACE AT A MAXIMUM OF 5' O.C.
3. CONTRACTOR TO INSTALL 6x6 W1.4 x W1.4 WELDED WIRE FABRIC (W.W.F.) IN CENTER OF CONCRETE AS SHOWN. W.W.F. SHALL END 2" FROM OUTSIDE EDGE OF CONCRETE.
4. ALL BACK FILLED MATERIAL MUST BE COMPACTED TO 95% OF MAXIMUM DENSITY.
5. THE CONCRETE SIDEWALKS ARE TO HAVE A STANDARD BROOMED FINISHED WHICH SHALL HAVE NO VARIATION GREATER THAN 1/4" WHEN TESTED UNDER A 10' LEVEL.

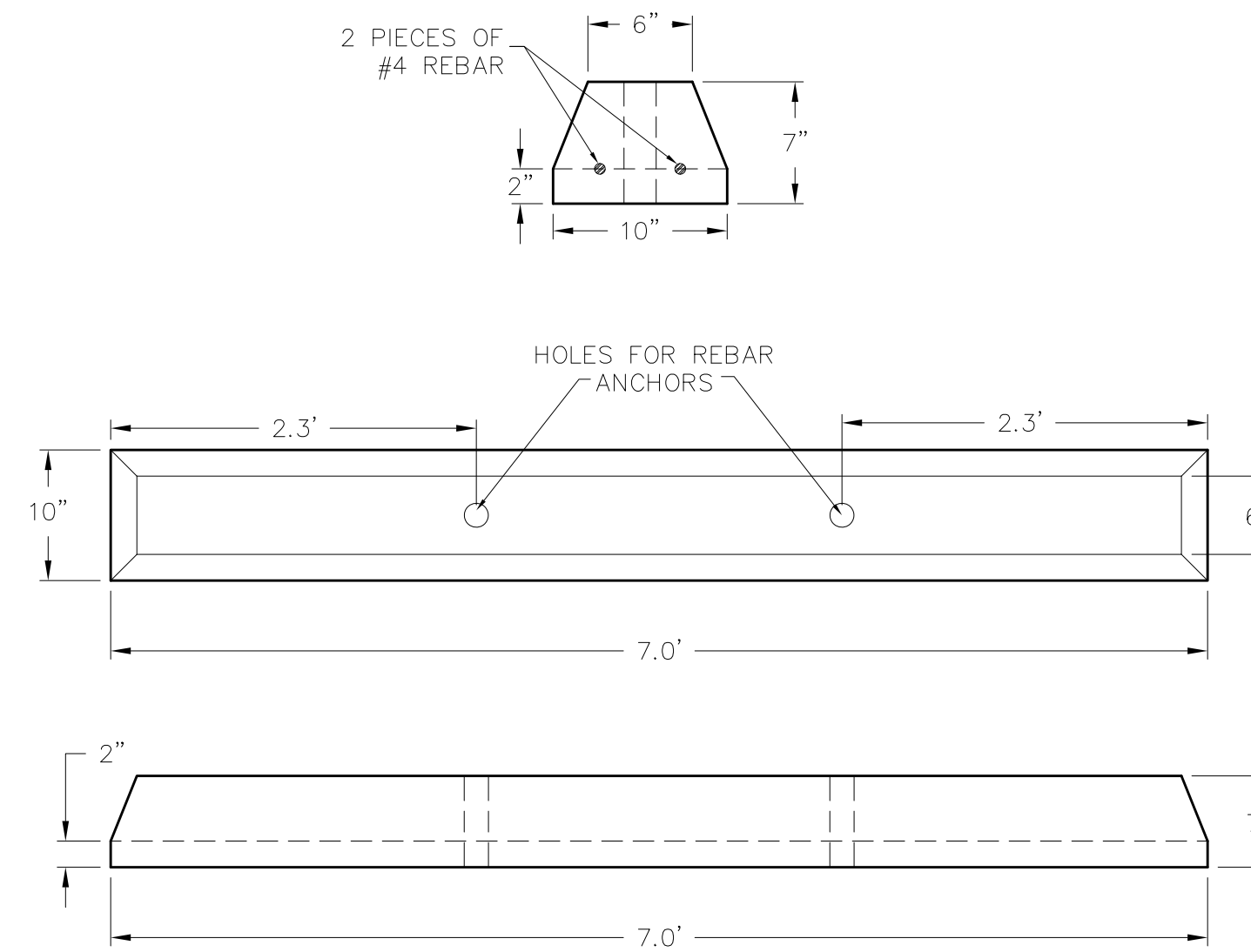
**2 CONCRETE SIDEWALK DETAIL**  
 SCALE: NTS



**NOTES:**

1. INSTALL AN ADDITIONAL GRADE RING TO THE EXISTING STORM DRAIN MANHOLE TO REACH DESIRED RIM ELEVATION.
2. REFER TO LANDSCAPING PLANS FOR LIMITS AND DETAILS OF PLANTING.

**3 STORM DRAIN MANHOLE DETAIL**  
 SCALE: NTS



**4 WHEEL STOP**  
 SCALE: NTS

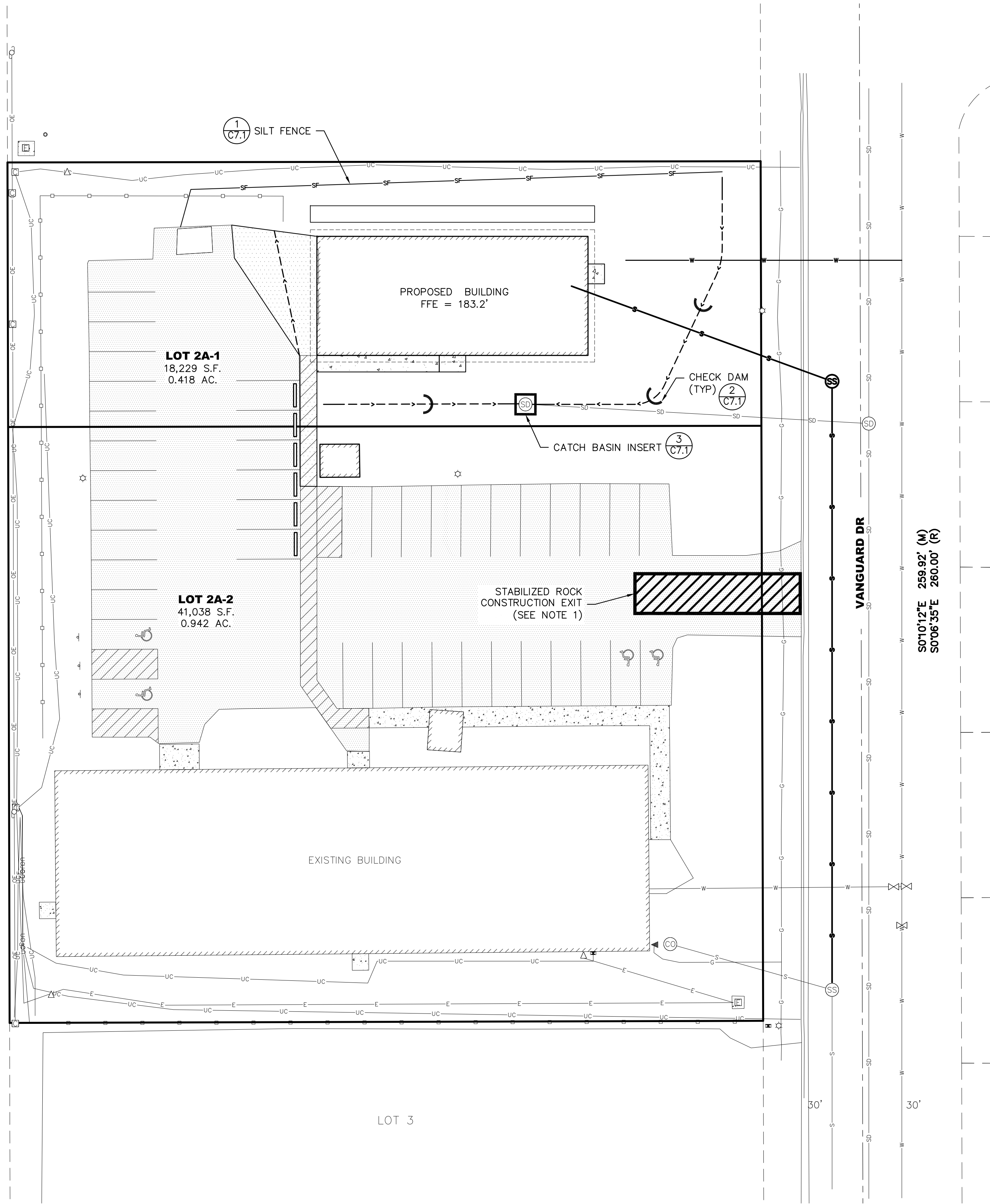
**95% CIVIL DESIGN - 11/17/2023**

**C.S.D. - TRAINING OFFICE**  
 9312 Vanguard Drive Anchorage, Alaska

JOB NO.	2023-2952
DATE	NOVEMBER 17, 2023
DRAWN	VFS
REVIEWED	CLB

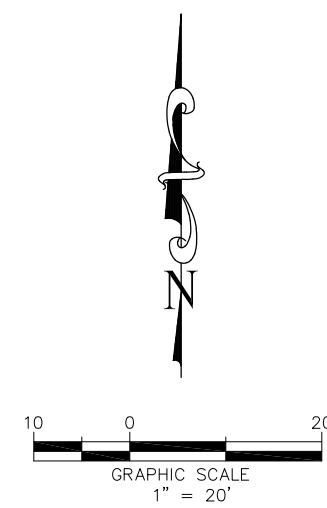
SHEET TITLE:  
 TYPICAL DETAILS

SHEET NO.  
**C6.0**



**EROSION & SEDIMENT CONTROL PLAN**

SCALE 1:20




**LEGEND**

EXISTING	PROPOSED	
---	---	LOT LINE
---	---	ADJACENT LOT LINE
---	---	EASEMENT LINE
⊗	⊗	WATER VALVE
⊙	⊙	STORM DRAIN MANHOLE
⊕	⊕	SANITARY SEWER MANHOLE
⊖	⊖	SANITARY SEWER CLEANOUT
⊗	⊗	COMMUNICATIONS PEDESTAL
⊕	⊕	ELECTRIC TRANSFORMER BOX
⊙	⊙	UTILITY POLE
⊕	⊕	LIGHT POLE
⊖	⊖	JUNCTION BOX
⊗	⊗	GAS METER
⊕	⊕	ELECTRIC METER
⊖	⊖	SIGN
⊗	⊗	BOLLARD
UC	UC	UNDERGROUND ELECTRIC
G	G	UNDERGROUND COMMUNICATIONS
OE	OE	UNDERGROUND GAS
W	W	OVERHEAD ELECTRIC
SD	SD	WATER LINE
S	S	STORM DRAIN LINE
⊕	⊕	SANITARY SEWER LINE
⊖	⊖	WOOD FENCE
[Pattern]	[Pattern]	PAVEMENT
[Pattern]	[Pattern]	CONCRETE
---	---	SILT FENCE (SEE DETAIL 1/SHEET C7.1)
---	---	CHECK DAM (SEE DETAIL 2/SHEET C7.1)
---	---	CATCH BASIN INSERT (SEE DETAIL 3/SHEET C7.1)

**SEDIMENT CONTROL PLAN NOTES**

1. INSTALL A GRAVEL CONSTRUCTION EXIT AT THE EXISTING DRIVEWAY. GRAVEL EXIT SHALL BE 12'Wx50'L MINIMUM PER MOA BMP TOOLBOX (SWTP REVIEW GUIDANCE MANUAL, APPENDIX A, PG. 50.)
2. THE FINAL DRAINAGE PATTERN FOR THE DEVELOPED SITE WILL BE COLLECTED BY SOME LANDSCAPING DEPRESSION WITHIN THE PROPERTY AND THE EXISTING ON-SITE STORM DRAIN MANHOLE CONNECTED TO THE MUNICIPAL STORM DRAIN SYSTEM.
3. ALL MATERIAL AND WORKMANSHIP SHALL CONFORM TO ALL APPLICABLE LOCAL, STATE, AND FEDERAL CODES AND STANDARDS; IN ADDITION TO ALL RULES AND REGULATIONS OF THE MUNICIPALITY OF ANCHORAGE.
4. ALL ORGANIC MATERIALS SHALL BE CLEARED/GRUBBED AND STORED IN APPROVED AREA(S) ON SITE OR HAULED TO APPROVED STORAGE LOCATION.
5. NON-ORGANIC MATERIAL FOUND ON SITE CAN BE USED AS SUBBASE MATERIAL FOR DRIVEWAYS, UPON APPROVAL FROM ENGINEER.
6. CLASSIFIED FILL WILL BE OBTAINED FROM AN APPROVED OFF-SITE LOCATION(S) AND USED AS BASE MATERIAL FOR DRIVEWAYS.
7. ALL DISTURBED AREAS SHALL BE SEEDED OR VEGETATED UPON THE COMPLETION OF CONSTRUCTION TO PREVENT EROSION.
8. THE CONTRACTOR IS RESPONSIBLE FOR DUST CONTROL ALONG ALL HAUL ROUTES, AND SHALL IMPLEMENT APPROPRIATE ACTIONS TO MINIMIZE DUST AND TRACKING ONTO THE STREETS. ALL STREETS ARE TO BE KEPT CLEAR OF DIRT AND DEBRIS. STREETS SHALL BE SWEEP IMMEDIATELY WHEN DIRT HAS BEEN TRACKED ONTO THE PAVED SURFACES. THE CONSTRUCTION SITE MATERIAL HAUL ROUTE SHALL BE INSPECTED DAILY. STREET SWEEPING SHALL BE PERFORMED BY CONTRACTOR PER MOA STANDARDS.



801 W. FIREWEED LN. #201  
 ANCHORAGE, AK 99503  
 (907)274-5257  
 CCoA No. AEC0582

**ROHDE ARCHITECTS**  
 Architecture Planning Design/Build  
 11925 Old Glenn Hwy., Suite 201, Eagle River, AK 99577  
 Ph. (907)696-2960  
 ARohde@RohdeArchitects.Com Corp. Auth. #AEC0769

NO.	REVISION	DATE

**C.S.D. - TRAINING OFFICE**  
 9312 Vanguard Drive Anchorage, Alaska

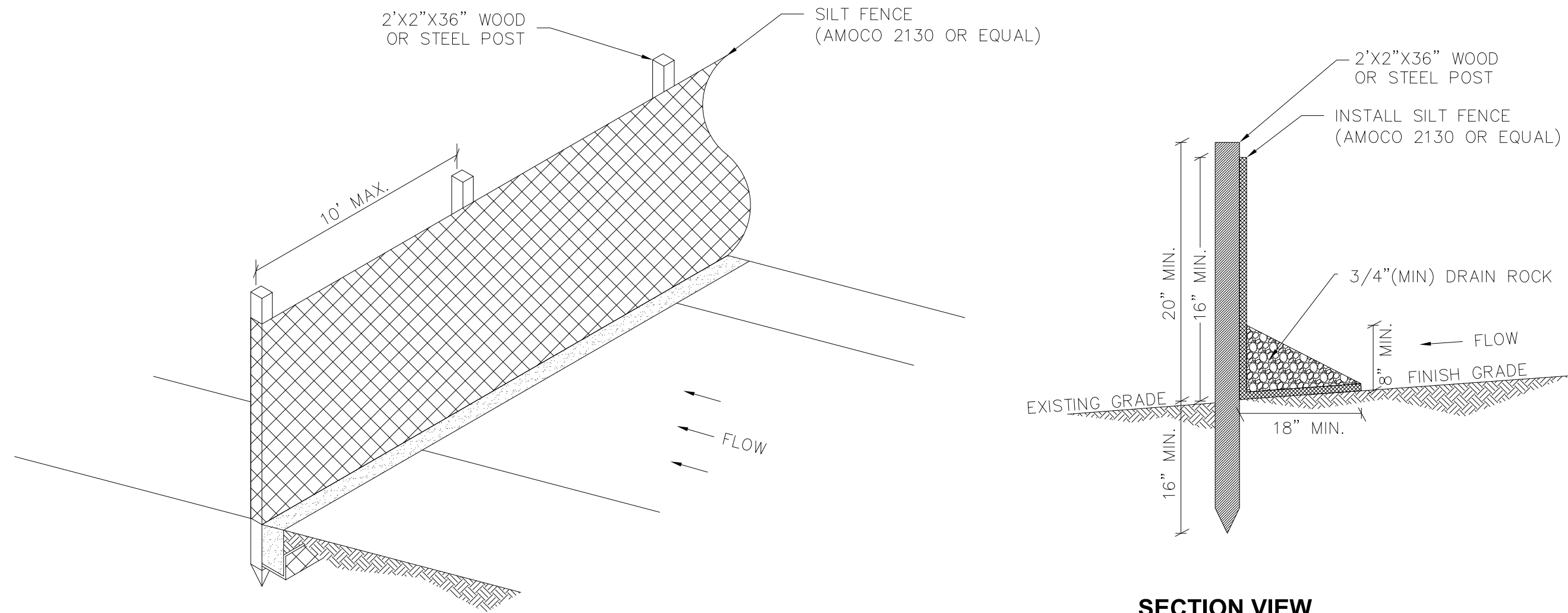
JOB NO.	2023-2952
DATE	NOVEMBER 17, 2023
DRAWN	VFS
REVIEWED	CLB

SHEET TITLE:  
**EROSION & SEDIMENT CONTROL PLAN**

SHEET NO.  
**C7.0**

**95% CIVIL DESIGN - 11/17/2023**

IF THIS SHEET IS LESS THAN: 22"x34" IT IS A REDUCED PRINT  
 - DO NOT SCALE DIMENSIONS FROM BLUEPRINTS -

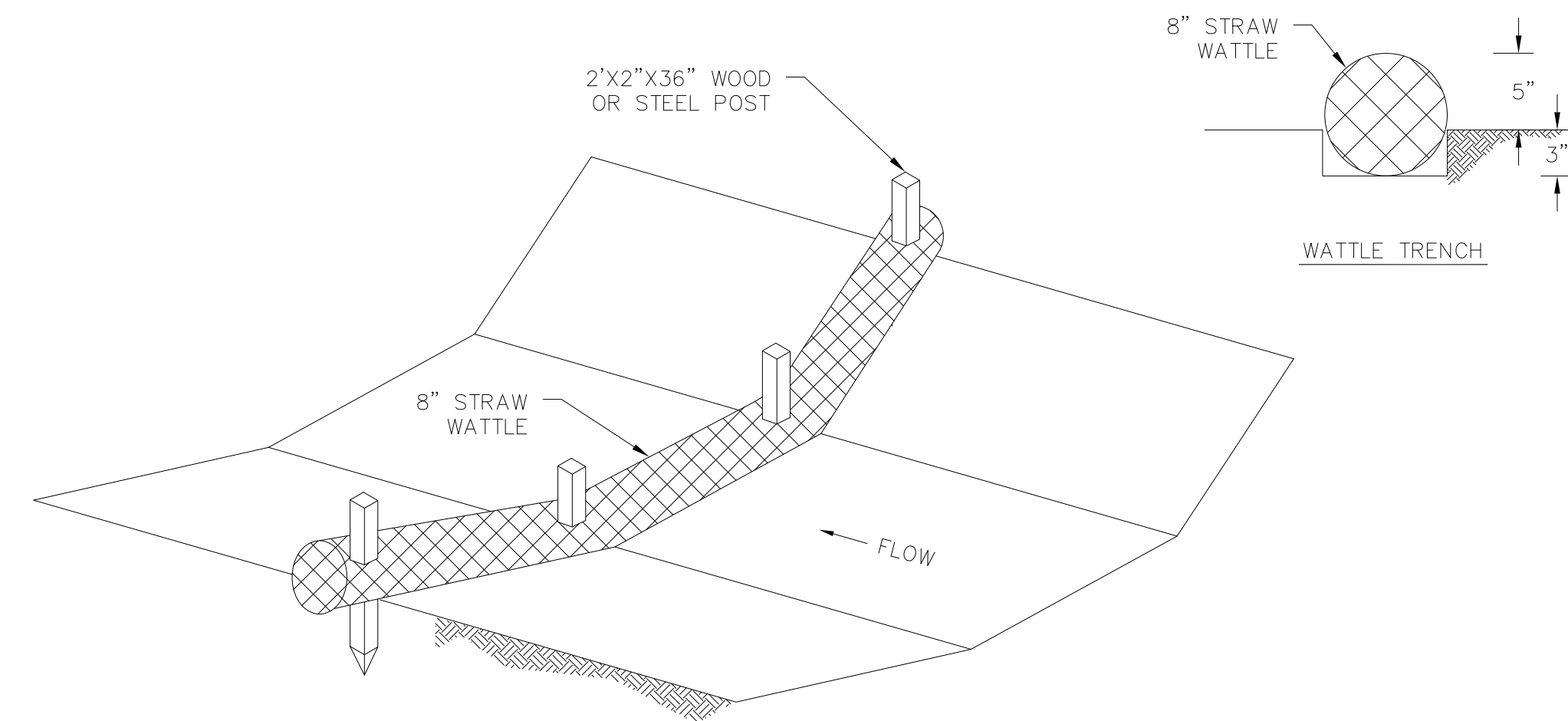


**SECTION VIEW**

**CONSTRUCTION NOTES:**

1. SPACING OF WOOD FENCE POSTS NOT TO EXCEED 10'-0".
2. SILT FENCE SHALL BE INSTALLED BEFORE ANY EARTH REMOVAL OR EXCAVATION TAKES PLACE.
3. WOVEN WIRE FENCE TO BE FASTENED SECURELY TO POSTS WITH WIRE TIES OR STAPLES AT TOP, MID-POINT AND BOTTOM.
4. FILTER FABRIC TO BE FASTENED SECURELY TO WOVEN WIRE FENCE. OVERLAP BY 6", FOLD AND STAPLE ADJOINING SECTIONS OF FILTER FABRIC.
5. MAINTENANCE SHALL BE PERFORMED AS NEEDED. ACCUMULATED SEDIMENT OR DEBRIS SHALL BE REMOVED BEFORE THE FENCE LOSES 30% OF ITS STORAGE CAPACITY OR WHENEVER "BULGES" DEVELOP.
6. DO NOT DEPOSIT MATERIAL NEAR WETLANDS OR WATERCOURSES.

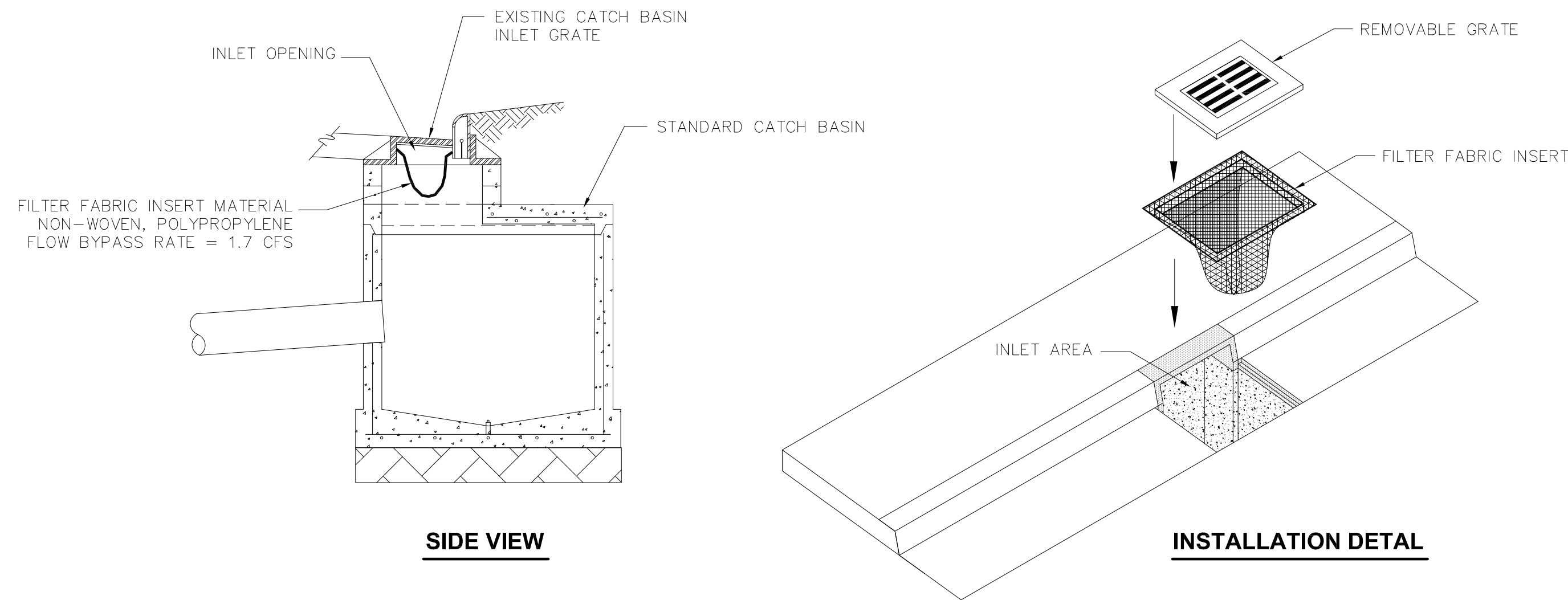
**1 SILT FENCE DETAIL**  
SCALE: NTS



**NOTES:**

1. STRAW WATTLES SHOULD BE PLACED IN A 3" TRENCH TO ENSURE SEDIMENT BLOCKAGE.
2. 2"x2" STAKES SHALL BE DRIVEN THROUGH THE MIDDLE OF THE WATTLE. AT LEAST 3" OF STAKE MUST BE LEFT PROTRUDING ABOVE THE WATTLE.
3. INSTALL EVERY 50', OR AS NEEDED, IN DITCHES.
4. CHECK DAMS TO BE MAINTAINED UNTIL VEGETATION IS IN PLACE TO STABILIZE SLOPES AND REDUCE SEDIMENT DISCHARGES.
5. MAINTENANCE SHALL BE PERFORMED AS NEEDED TO KEEP CHECK DAMS IN EFFECTIVE OPERATING CONDITION. ACCUMULATED SEDIMENT OR DEBRIS SHALL BE REMOVED BEFORE THE CHECK DAM LOSES 50% OF ITS STORAGE CAPACITY.
6. WATTLES THAT ARE DAMAGED OR UNDERCUT SHALL BE REPAIRED OR REPLACED AS SOON AS POSSIBLE.

**2 STRAW WATTLE CHECK DAM DETAIL**  
SCALE: NTS



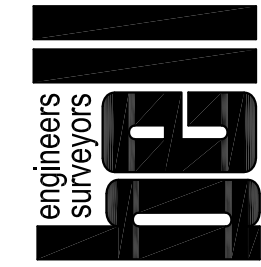
**SIDE VIEW**

**INSTALLATION DETAIL**

**NOTES:**

1. FILTER FABRIC INSERT SHALL BE INSTALLED ACCORDING TO MANUFACTURERS SPECIFICATIONS.
2. FILTER FABRIC INSERTS TO BE MAINTAINED UNTIL VEGETATION IS IN PLACE TO STABILIZE SLOPES AND REDUCE SEDIMENT DISCHARGES.

**3 CATCH BASIN FILTER FABRIC INSERT DETAIL**  
SCALE: NTS



801 W. FIREWEED LN. #201  
 ANCHORAGE, AK 99503  
 (907)274-5257  
 CoA No. AECC582

**ROHDE ARCHITECTS**  
 Architecture Planning Design/Build  
 11925 Old Glenn Hwy., Suite 201, Eagle River, AK 99577  
 Ph. (907) 696-2960 Fax (907) 696-2962  
 ARohde@RohdeArchitects.Com Corp. Auth. #AECC769

NO.	REVISION	DATE

**95% CIVIL DESIGN - 11/17/2023**

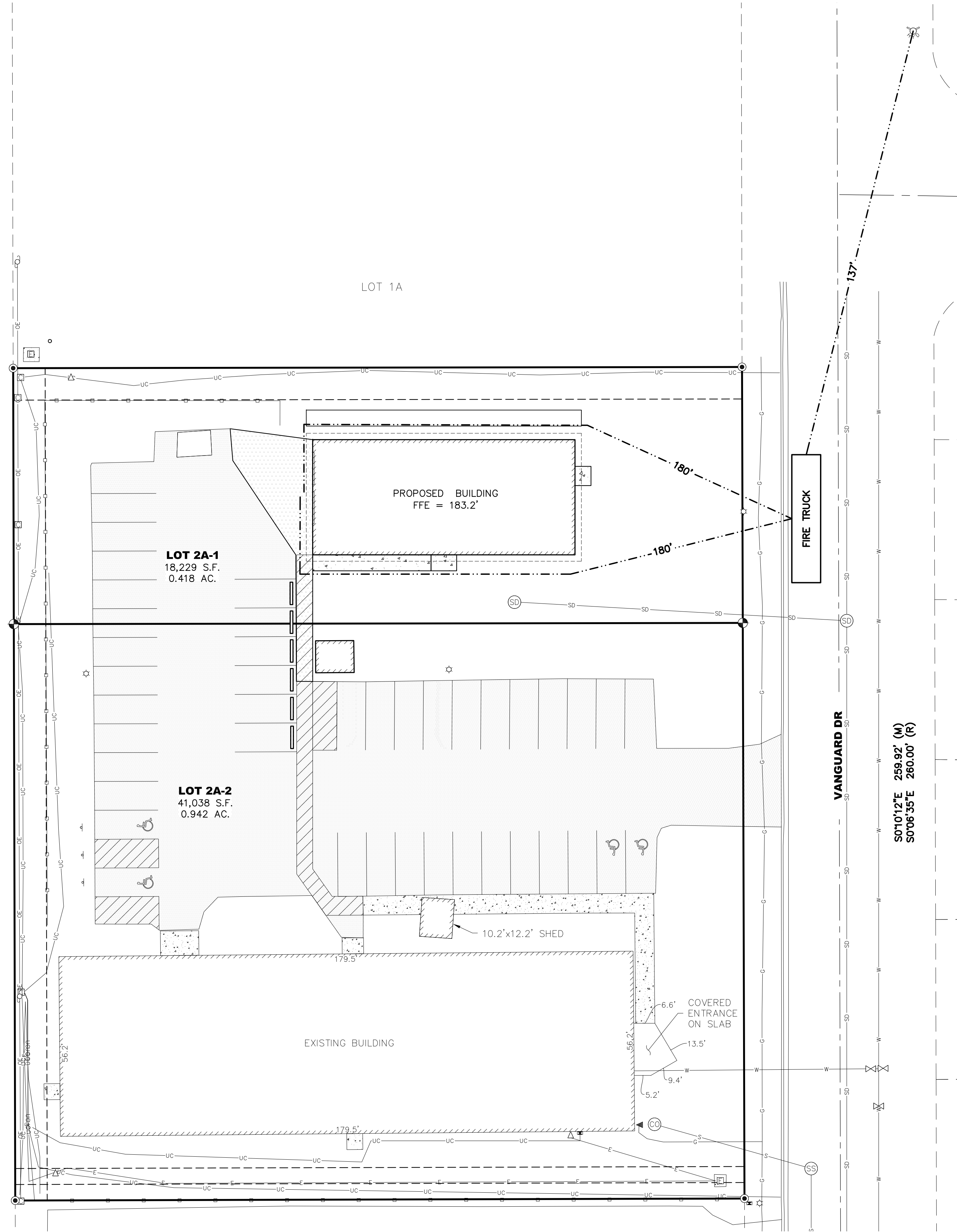
**C.S.D. - TRAINING OFFICE**  
 9312 Vanguard Drive Anchorage, Alaska

JOB NO.	2023-2952
DATE	NOVEMBER 17, 2023
DRAWN	VFS
REVIEWED	CLB

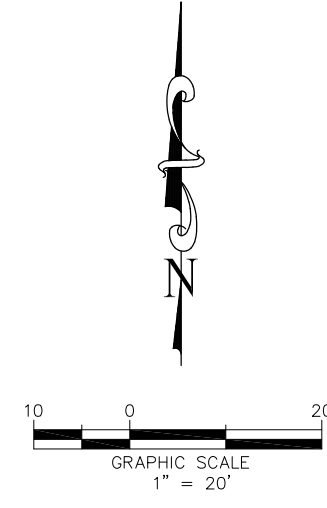
SHEET TITLE:  
**EROSION & SEDIMENT CONTROL DETAILS**

SHEET NO.  
**C7.1**

TRACT D




**FIRE ACCESS PLAN**  
 SCALE 1/20



**LEGEND**

EXISTING	PROPOSED	
○		FOUND YELLOW PLASTIC CAP
⊕		FOUND ALUMINUM CAP
(R)		RECORD PER PLAT 84-87
(M)		MEASURED
---		LOT LINE
---		ADJACENT LOT LINE
---		EASEMENT LINE
⊗	⊗	WATER VALVE
⊗	⊗	FIRE HYDRANT
⊗	⊗	STORM DRAIN MANHOLE
⊗	⊗	SANITARY SEWER MANHOLE
⊗	⊗	SANITARY SEWER CLEANOUT
⊗	⊗	COMMUNICATIONS PEDESTAL
⊗	⊗	ELECTRIC TRANSFORMER BOX
⊗	⊗	UTILITY POLE
⊗	⊗	LIGHT POLE
⊗	⊗	JUNCTION BOX
⊗	⊗	GAS METER
⊗	⊗	ELECTRIC METER
⊗	⊗	SIGN
⊗	⊗	BOLLARD
⊗	⊗	UNDERGROUND ELECTRIC
⊗	⊗	UNDERGROUND COMMUNICATIONS
⊗	⊗	UNDERGROUND GAS
⊗	⊗	OVERHEAD ELECTRIC
⊗	⊗	WATER LINE
⊗	⊗	STORM DRAIN LINE
⊗	⊗	SANITARY SEWER LINE
⊗	⊗	WOOD FENCE
⊗	⊗	FIRE HOSE REACH
⊗	⊗	PAVEMENT
⊗	⊗	CONCRETE



801 W. FIREWEED LN. #201  
 ANCHORAGE, AK 99503  
 (907)274-5257  
 CoA No. AECC582

**ROHDE ARCHITECTS**  
 Architecture Planning Design/Build  
 11925 Old Glenn Hwy., Suite 201, Eagle River, AK 99577  
 Ph. (907)696-2960 Fax (907)696-2962  
 ARohde@RohdeArchitects.Com Corp. Auth. #AECC769

**C.S.D. - TRAINING OFFICE**  
 9312 Vanguard Drive Anchorage, Alaska

JOB NO.	2023-2952
DATE	NOVEMBER 17, 2023
DRAWN	VFS
REVIEWED	CLB

SHEET TITLE:  
**FIRE ACCESS PLAN**

SHEET NO.  
**C8.0**

**95% CIVIL DESIGN - 11/17/2023**

IF THIS SHEET IS LESS THAN: 22"x34" IT IS A REDUCED PRINT  
 - DO NOT SCALE DIMENSIONS FROM BLUEPRINTS -

Drawing C:\Users\blittle\Desktop\Working Away\Projects\ROH-23-02 CSD Training Building2 - CAD\Corvus-Sheets.dwg last saved on 11/13/2023 5:17 PM was plotted by Bradley Little on 11/20/2023 1:38 PM

MOA ELECTRONIC SUBMITTAL

Code Plan Legend	
	Paved Parking Lot Area Contributing to Parking Lot Perimeter Landscaping
	Site Perimeter Landscaping (L1) Visual Enhancement
	Site Perimeter Landscaping (L2) Buffer Landscaping
	Parking Lot Perimeter Landscaping (L1) Visual Enhancement

### Title 21 Master Table (New Code)

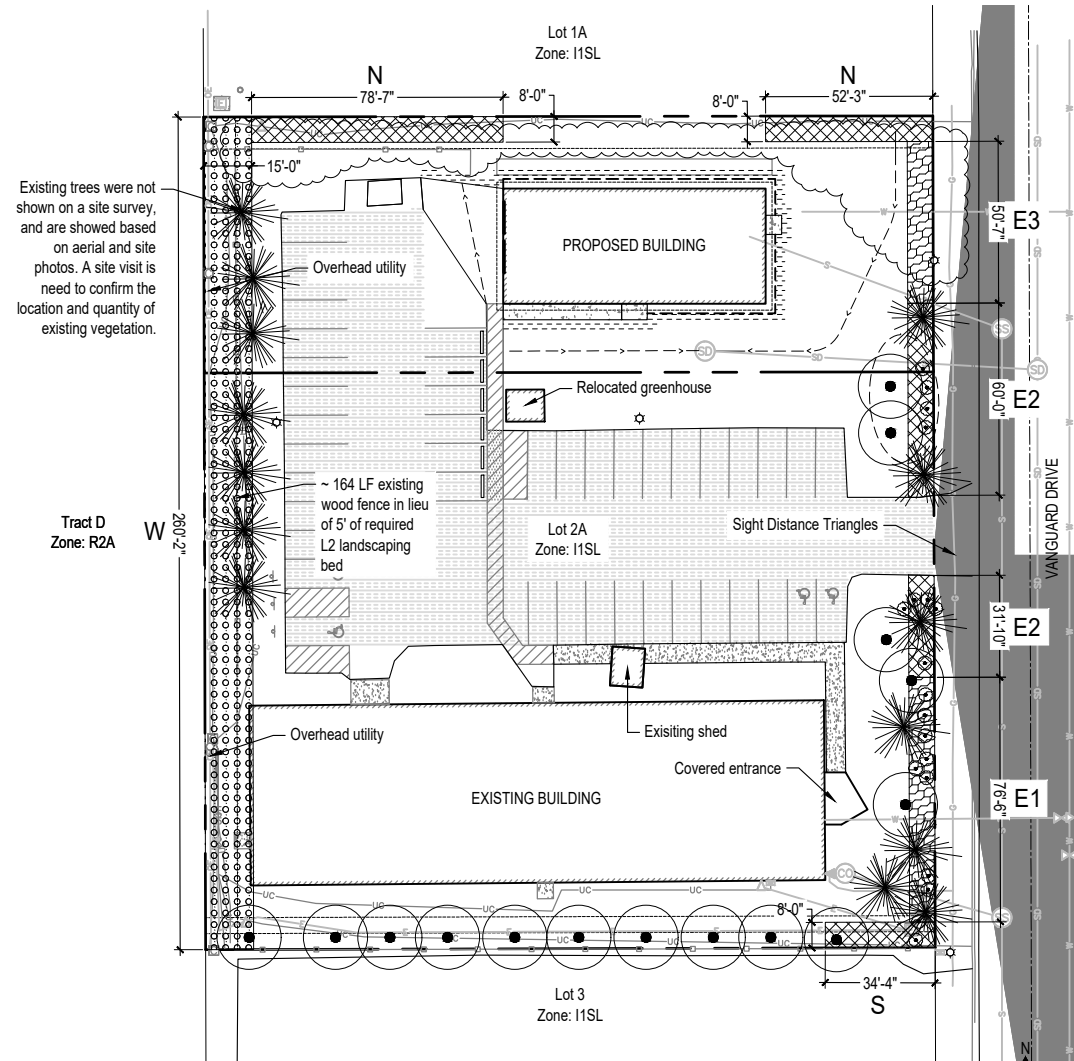
Conformance per 21.12.060-C1	Yes
Site Perimeter Landscaping	Required. See tables this sheet.
Parking Lot Landscaping: Perimeter	Required. See tables this sheet.
Parking Lot Landscaping: Interior	Not required. Less than 40 parking spaces
Bicycle Parking Spaces	Not required. Less than 40 parking spaces
Open Space Requirements	Not required for zone I1
Site Distance Triangles	25 MPH. See Plans
Dumpster Screening	Required. Met by existing enclosure.
Landscape Warranty	See below

\*Per MOA 21.07.080-F4.B a secured two year landscape guarantee in the form of a bond/surety/escrow is required to be provided to the MOA prior to landscape inspection. At the end of the two year period, this will be released back to the client providing that the landscape meets or exceeds the quantity and quality established by the permit set. At a minimum, this will require a letter attesting to meeting these minimums, issued by a landscape architect or arborist. Services related to this inspection are not included within this fee, but can be provided as an additional service to be billed as time and expenses or a negotiated lump sum.

### Perimeter Landscaping Requirements

CODE BASIS	Landscape Type	Landscape Level	Length of Perimeter (LF)	N	E1	E2	E3	S	W
				Pkg Per	Site Per	Pkg Per	Site Per	Pkg Per	Site Per
			131'	77'	92'	51'	34'	260'	
CODE REQUIREMENTS	Required Trees		7	4	5	3	2	26	
	Required Deciduous Trees								13 Max.
	Required Evergreen Trees								13 Min.
Required Shrubs			39	23	28	15	10	78	
OPTIONAL CREDITS USED	Existing Landscape Credit	Decid. trees > 6" CAL.	Existing Mass	6 (2 Trees)	9 (3 Trees)	Existing Mass	3 (1 Tree)	0	
		Decid. trees > 2" & < 6" Cal.	Existing Mass	0	0	Existing Mass	0	0	
		Conif. trees > 10' HT	Existing Mass	12 (4 Trees)	9 (3 Trees)	Existing Mass	0	0	
		Conif. trees > 6' & < 10' HT.	Existing Mass	0	0	Existing Mass	0	7 (7 Trees)	
		Shrub Equivalent	Existing Mass	9	9	Existing Mass	1	0	
	6' Min. height shrub in lieu of trees in easements with overhead lines		N/A	N/A	N/A	N/A	N/A	19	
ADJUSTED REQUIREMENTS	Adjusted Req'd Trees		0	0	0	0	0	19	
	Adjusted Required Deciduous Trees								13 Max.
	Adjusted Required Evergreen Trees								6
	Adjusted Req'd Shrubs		0	14	19	0	9	78	
PROVIDED PLANTINGS	Total Trees Provided		0	0	0	0	0	0**	
	Deciduous Trees Provided								0**
	Evergreen Trees Provided								0**
	6' Min. height shrub in lieu of trees in easements with overhead lines		N/A	N/A	N/A	N/A	N/A	N/A	19
	Total Shrubs Provided		0	14	19		9	78	
CODE COMPARISON	Trees Above Code		+0	+0	+0	+0	+0	+0	+0**
	Shrubs Above Code		+0	+0	+0	+0	+0	+0	+0
ACHIEVES CONFORMANCE			Yes	Yes	Yes	Yes	Yes	Yes	Yes

\*For required landscape level see Sec. 21.07.08 Table 21.07-2: Minimum Site Perimeter Landscaping - By Abutting District or Street.  
 \*For landscape requirements see Sec. 21.07.08 Table 21.07-1: Landscaping Specifications.  
 \*\*Per section 21.07.08.E.2.b.i parking lots with 10 or greater spaces require parking lot perimeter landscaping.  
 \*\*Per Table 21.07-1: Landscape Specifications, Trees may be substituted with an equal number of shrubs at 6-foot minimum planting height in utility easements with overhead lines.



**Code Analysis Plans**  
1 L101 SCALE: 1" = 30'-0" @22x34

SEAL:

C.S.D.  
**TRAINING BUILDING**  
DRAFT PERMIT SET  
ANCHORAGE, AK

If the above dimension does not measure exactly 1", this drawing has been enlarged or reduced, affecting all scales.

DATE: 11/20/2023  
JOB NUMBER: ROH-23-02  
DRAWN BY: BL  
CHECKED BY: PB

CODE ANALYSIS PLAN  
SHEET #:  
**L101**

Drawing C:\Users\blittle\Desktop\Working Away\Projects\ROH+23-02 CSD Training Building2 - CAD\Corvus-Sheets.dwg last saved on 11/13/2023 5:17 PM was plotted by Bradley Little on 11/20/2023 1:38 PM

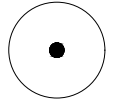
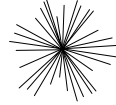


SEAL:

C.S.D.  
**TRAINING BUILDING**  
DRAFT PERMIT SET  
ANCHORAGE, AK

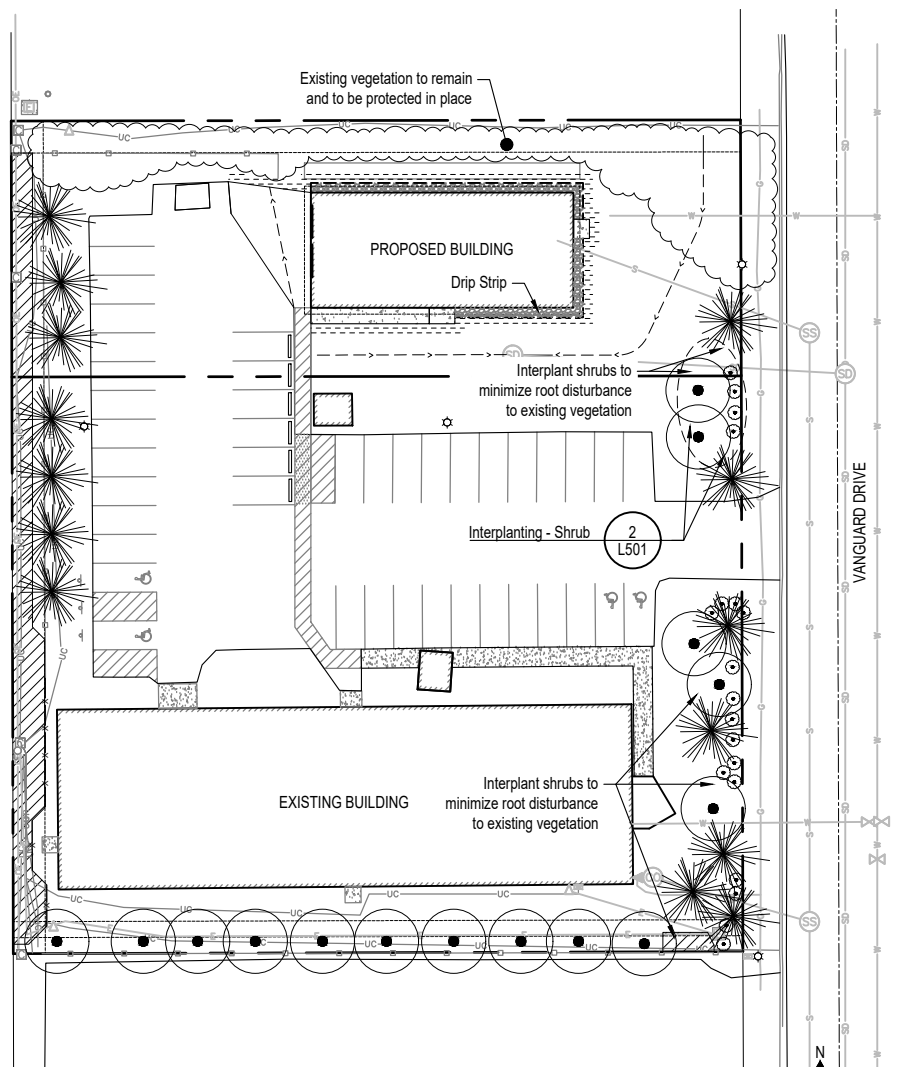
DATE: 11/20/2023  
JOB NUMBER: ROH-23-02  
DRAWN BY: BL  
CHECKED BY: PB

SOILS PLAN  
SHEET #:  
**L102**

MOA ELECTRONIC SUBMITTAL

Soils Plan Legend	
	Existing Deciduous Tree to be protected
	Existing Evergreen Tree to be protected
	4" depth Planting Soil
	12" Min. depth planting soil - Additional Soil Depth per Planting Details

Excavate as necessary to allow placement of planting soil per above (as measured after compaction) PLUS additional excavation as needed to install mulch (as relevant) and for soft surfaces to be 1" below adjacent hard surfaces (as relevant). Where planting materials are installed within soil areas, excavate deeper as needed to achieve soil depths and extents per planting details. Coordinate earthwork activities to ensure that final grades are met, and positive drainage is achieved.



**1 Soils Plan**  
L102 SCALE: 1" = 30'-0" @22x34



Drawing C:\Users\liddle\Desktop\Working Away\Projects\ROH+23-02 CSD Training Building2 - CAD\Corvus-Sheets.dwg last saved on 11/13/2023 5:17 PM was plotted by Bradley Little on 11/20/2023 1:38 PM

MOA ELECTRONIC SUBMITTAL

**IMPORTANT:**  
 This is a permit set with the Municipality of Anchorage and is required to be installed as shown. Deviations from these plans may result in problems during inspection and negatively affect permit close-out. Contact Landscape Architect prior to installation if any revisions are necessary.

## Planting Schedule

### Existing Plantings

Symbol	Label
	Existing Deciduous Tree
	Existing Evergreen Tree
	Existing Shrub

### Shrubs - See Detail:

Qty.	Symbol	Label	Botanical Name	Common Name	Size	Furnished	Notes
9		CL	Cotoneaster lucidus	Hedge Cotoneaster	#5 (18" MIN)	CG	
11		PF	Potentilla fruticosa 'Abbottwood'	Abbottwood Potentilla	#5 (18" MIN)	CG	
42		RA	Ribes alpinum	Alpine Currant	#5 (18" MIN)	CG	
13		SB	Spiraea x bumalda 'Goldflame'	Goldflame Spirea	#5 (18" MIN)	CG	
46		SPA	Syringa patula 'Miss Kim'	Miss Kim Lilac	#5 (18" MIN)	CG	
19		SP	Syringa x prestoniae 'James McFarlane'	"James McFarlane" Lilac	6" MIN	CG	

Note 2: Per MOA Sec. 21.07.080.F.1.a, all shrubs must be a minimum height of 18" at the time of planting. Container size shall be per ANSI Z60.1 based on shrub size (minimum #2).

### Miscellaneous

	Type A Seed Mix		Fence - Wood Screen
	Rock Mulch		

### General Notes:

- While utilities are shown, contractor is responsible to verify location and type prior to work. Do not install trees if overhead utilities are present.
- Construct project to meet Municipality of Anchorage Standard Specifications (MASS.) See 5/L501 for more details.
- All plants: nursery grown to ANSI Z60.1 or native transplants to ANSI Z60.1.
- Where planting materials are installed within soil areas, excavate as necessary to achieve soil depths and extents per planting details plus additional excavation as needed to install mulch (as relevant) and for soft surfaces to be 1" below adjacent hard surfaces (as relevant). Coordinate earthwork activities to ensure that final grades are met, and positive drainage is achieved.
- Apply 4" depth planting soil and seed to all disturbed areas not indicated on plans.
- Landscape contractor: Coordinate the excavation of planting soil areas and planting beds with the General or Prime Contractor.
- Landscape contractor: Coordinate with the general or prime contractor for stabilization of all disturbed beds (disturbed soils) in accordance with Local, State, and Federal requirements for storm water pollution prevention plans.

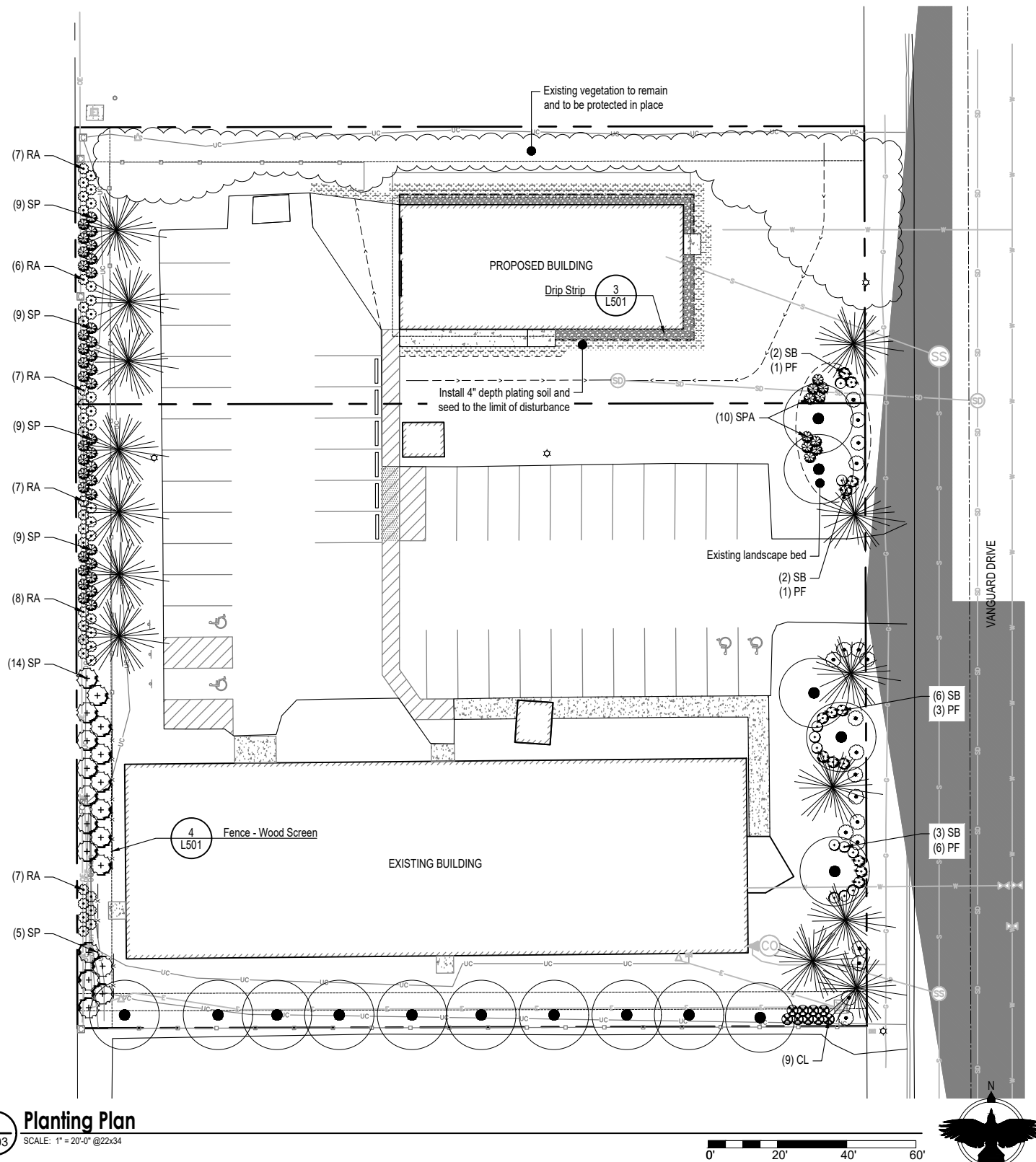
SEAL:

C.S.D.  
**TRAINING BUILDING**  
 DRAFT PERMIT SET  
 ANCHORAGE, AK

1" ACTUAL  
 If the above dimension does not measure exactly 1", this drawing has been enlarged or reduced, affecting all scales.

DATE: 11/20/2023  
 JOB NUMBER: ROH-23-02  
 DRAWN BY: BL  
 CHECKED BY: PB

PLANTING PLAN  
 SHEET #:  
**L103**



**1**  
 L103  
**Planting Plan**  
 SCALE: 1" = 20'-0" @22x34

Drawing C:\Users\littile\Desktop\Working Away\Projects\ROH+23-02\_CSD Training Building\2 - CAD\Corvus-Sheets.dwg last saved on 11/13/2023 5:17 PM was plotted by Braaley Little on 11/20/2023 1:40 PM

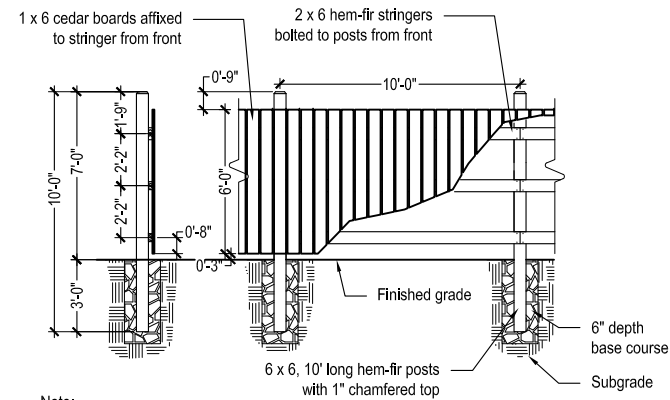
SEAL:

C.S.D.  
**TRAINING BUILDING**  
 DRAFT PERMIT SET  
 ANCHORAGE, AK

1" ACTUAL  
 If the above dimension does not measure exactly 1", this drawing has been enlarged or reduced, affecting all scales.

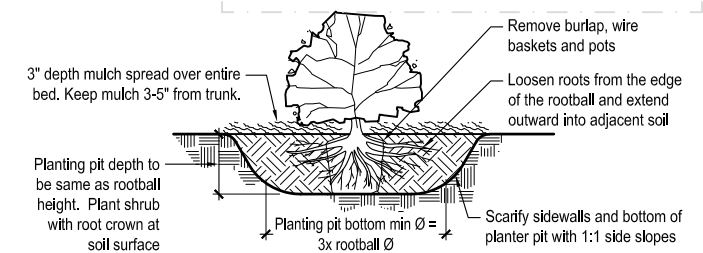
DATE: 11/20/2023  
 JOB NUMBER: ROH-23-02  
 DRAWN BY: BL  
 CHECKED BY: PB

DETAILS  
 SHEET #:  
**L501**



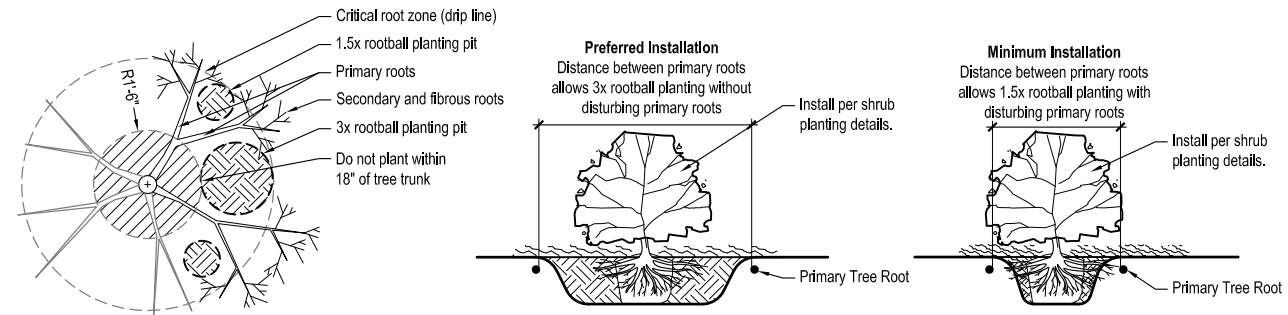
- Note:
1. All hardware and fasteners to be stainless steel or galvanized.
  2. All posts and stringers to be pressure-treated hem-fir.
  3. All fence boards to be cedar with a clear sealer finish.

**4 Fence - Wood Screen**  
 SCALE: 1/4" = 1'-0" @22x34



- Note:
1. To prevent settlement, thoroughly water planting soil while backfilling
  2. Do not fertilize at time of installation
  3. If present, remove all pots, twine, wire, and burlap from rootball

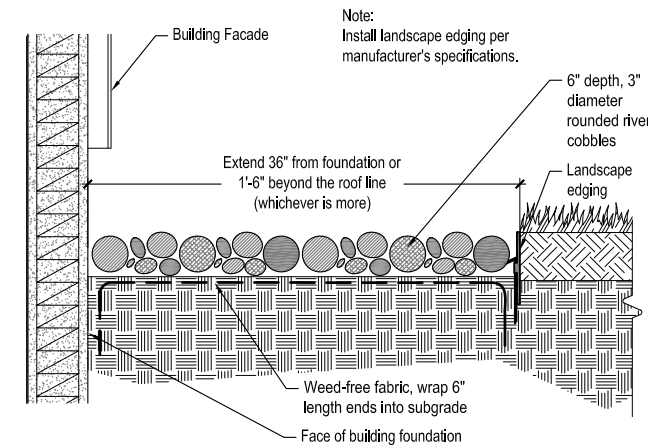
**1 Shrub Planting**  
 SCALE: NTS @22x34



Plan (NTS and Diagrammatic)

- Note:
1. See planting plans for intended locations of shrubs.
  2. Where shrubs will be located within existing root zones, use soil probe or similar to locate primary roots and determine appropriate planting locations per this detail.
  3. If existing soils were installed as part of prior tree planting work, extend to the desired depth, and are otherwise considered to be of quality, install shrubs directly into existing soils with no additional soils added.
  4. Where new soils will be provided, install per shrub planting details adjusted to a minimum of 1.5x rootball diameter to minimize disturbance to tree roots.
  5. Within each shrub planting pit, secondary and fibrous roots may be cut for installation using sharp pruning tools.

**2 Interplanting - Shrub**  
 SCALE: NTS @22x34



**3 Drip Strip**  
 SCALE: NTS @22x34

**MASS Notes:**

1. Construct project to meet Municipality of Anchorage Standard Specifications (MASS)
2. Any reference to "planting soil" is equivalent to "topsoil" as defined in MASS.
3. Landscape Architect will provide role of Engineer for landscape efforts.
4. Materials
  - 4.1. Planting beds: Construct as shown on the drawings and as described herein. Prior to placement of any planting soil in planting beds, the contractor must prepare the area to depth and size specified and must notify the engineer for inspection of subgrade and planting bed area. Do not compact planting soil during installation. All plant materials and installation must comply with section 75.02 Landscaping and the Drawings.
  - 4.2. Planting soil and shredded bark mulch: Incidental to all tree and shrub plantings within the project area. No separate payment will be made. Planting soil must conform to the following requirements, as tested using the procedures included in ASTM D422, ASTM D2974 and AASHTO T267.
  - 4.3. The planting soil must be tested by the contractor and inspected by the Landscape Architect before approval is granted for use on the project.
  - 4.4. Rock mulch to be 2" minus landscape rock (AS&G or accepted equivalent).
5. Inspections
  - 5.1. Inspection schedule is provide below. Notify Landscape Architect at least (5) five working days prior to delivery of plant material.
6. Submittals
  - 6.1. Submittal schedule is provide below. Contractor must provided all submittals a minimum of 30 days prior to commencement of installation.

**Table 1: Submittals Checklist (MASS)**

Submittal	Submittal Number	Submittal Date	Acceptance Date	Notes
Planting Soil				
Plant Material				
Shredded Bark Mulch				
Rock Mulch				
Seed				
Fertilizer/Lime				

**Table 2: Inspection Checklist (MASS)**

Inspection Type	Date Performed	Inspection Notes
Plant Material Acceptance (Prior to Installation)		
Seeding Acceptance Inspection (upon completion of all seeding or sod installation)		
Initial Planting Operations - Substantial (upon completion of all landscape related work)		
Initial Planting Operations - Acceptance (upon completion of all landscape related work)		
Landscape Acceptance Inspection (upon completion of the Plant Establishment Period)		


**5 MASS Notes**  
 SCALE: NTS @22x34

THIS SHEET IS FULL SIZE AT 34"x22"

DOOR SCHEDULE											
Mark	Width	Height	Thickness	Material	Finish	DOOR TYPE	Frame Type	Frame Finish	Hardware	Comments	
101A	3'-0"	7'-0"	0'-1 1/2"	L.H.M.	PAINT		H.M.	PAINT			
101B	6'-0"	7'-0"	0'-1 1/2"	ALUM.	PAINT		ALUM.	PAINT			
101C	3'-0"	7'-0"	0'-1 1/2"	L.H.M.	PAINT		H.M.	PAINT			
101D	10'-0"	8'-0"	0'-2"	I.S.	PAINT	I.S.	H.M.	PAINT			
101E	10'-0"	8'-0"	0'-2"	I.S.	PAINT		H.M.	PAINT			

Room Schedule					
Number	Name	Area	Floor Finish	Wall Finish	Ceiling Finish
101	TEAM BUILD + CREATE SPACE	2708 SF	SEALED CONCRETE	PAINTED GWB	PAINTED GWB
201	MEZZANINE	632 SF	VINYL PLANKING	PAINTED GWB	PAINTED GWB

WINDOW SCHEDULE							
Type Mark	Width	Height	Window Type	Head Height	Sill Height	Frame	Comments
A	6'-0"	4'-0"	VINYL	7'-0"	3'-0"	VINYL SLIDER	
A	6'-0"	4'-0"	VINYL	7'-0"	3'-0"	VINYL SLIDER	
A	6'-0"	4'-0"	VINYL	7'-0"	3'-0"	VINYL SLIDER	
A	6'-0"	4'-0"	VINYL	7'-0"	3'-0"	VINYL SLIDER	
A	6'-0"	4'-0"	VINYL	7'-0"	3'-0"	VINYL SLIDER	
A	6'-0"	4'-0"	VINYL	7'-0"	3'-0"	VINYL SLIDER	
A	6'-0"	4'-0"	VINYL	7'-0"	3'-0"	VINYL SLIDER	
A	6'-0"	4'-0"	VINYL	7'-0"	3'-0"	VINYL SLIDER	
B	6'-0"	2'-6"	VINYL	17'-0"	14'-6"	VINYL FIXED	
B	6'-0"	2'-6"	VINYL	17'-0"	14'-6"	VINYL FIXED	
B	6'-0"	2'-6"	VINYL	17'-0"	14'-6"	VINYL FIXED	
B	6'-0"	2'-6"	VINYL	17'-0"	14'-6"	VINYL FIXED	

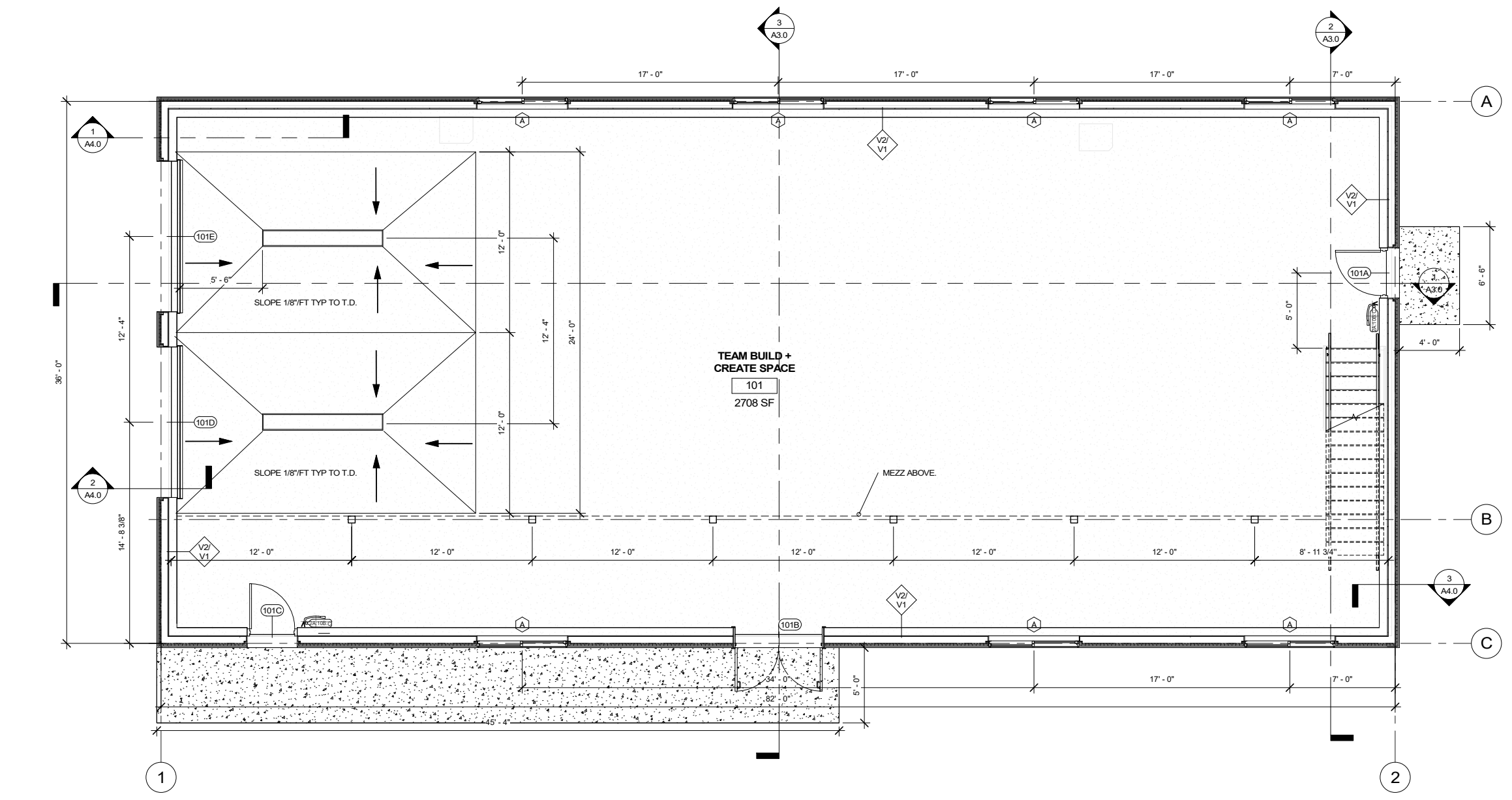


**PROHDE ARCHITECTS**  
 Architecture Planning Design/Build  
 11925 Old Glenn Hwy., Suite 201, Eagle River, AK 99577  
 ph. (907)996-2960  
 Archid@prohdearchitects.com Corp. Auth. #AEC2769

NO.	REVISION

**C.S.D. - TRAINING BUILDING**  
 9312 Vanguard Drive, Anchorage, Alaska

JOB NO.	2317
DATE	12/1/2023
DRAWN	GLM
REVIEWED	AGR
SHEET TITLE: MAIN FLOOR PLAN	
SHEET NO. <b>A1.0</b>	



1 MAIN FLOOR PLAN  
 1/4" = 1'-0"

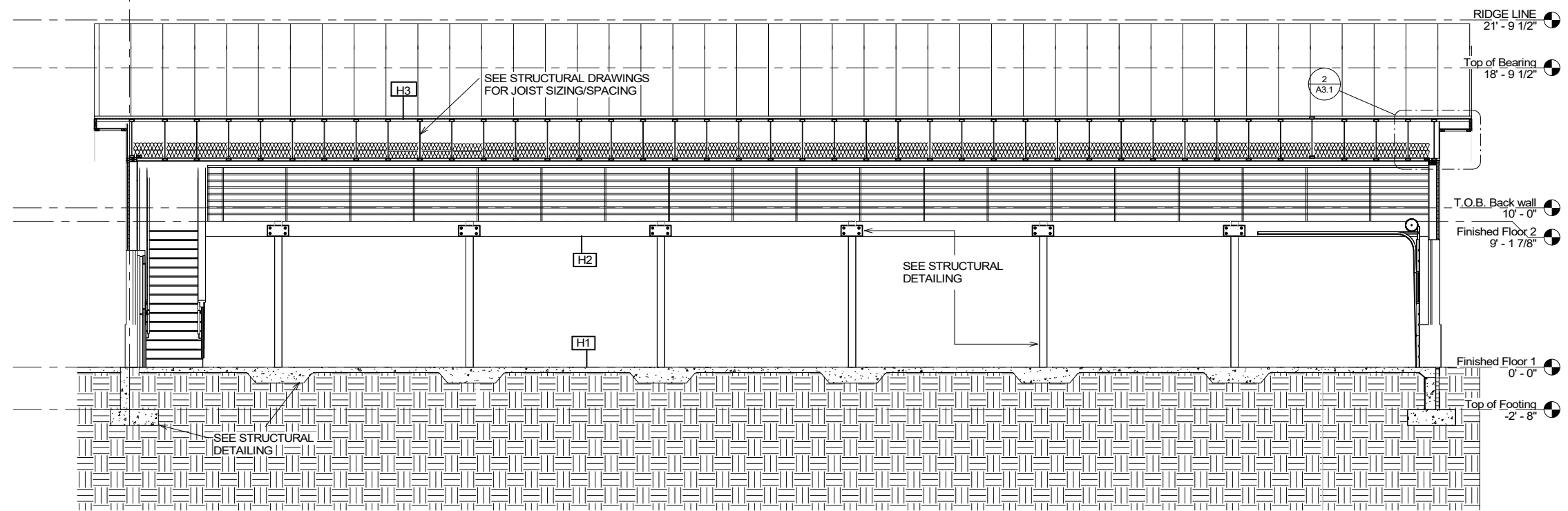
95% SUBMITTAL

IF THIS SHEET IS LESS THAN: 22"x34" IT IS A REDUCED PRINT  
 - DO NOT SCALE DIMENSIONS FROM BLUEPRINTS -

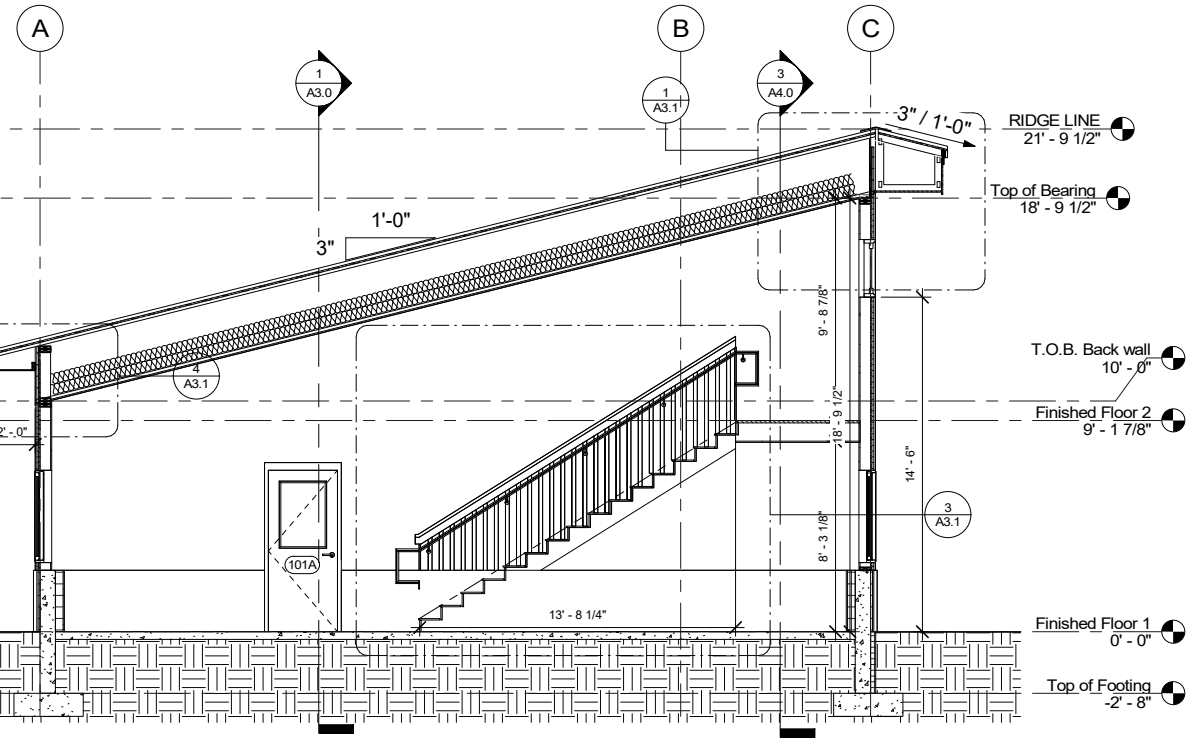
12/1/2023 2:34:05 PM \\192.168.1.5\Share\Prohde and Associates\Drawings\Active Jobs\2317 Chugach School District\2317 Chugach S.D.Training Office MAIN MODEL.rvt

THIS SHEET IS FULL SIZE AT 34"x22"

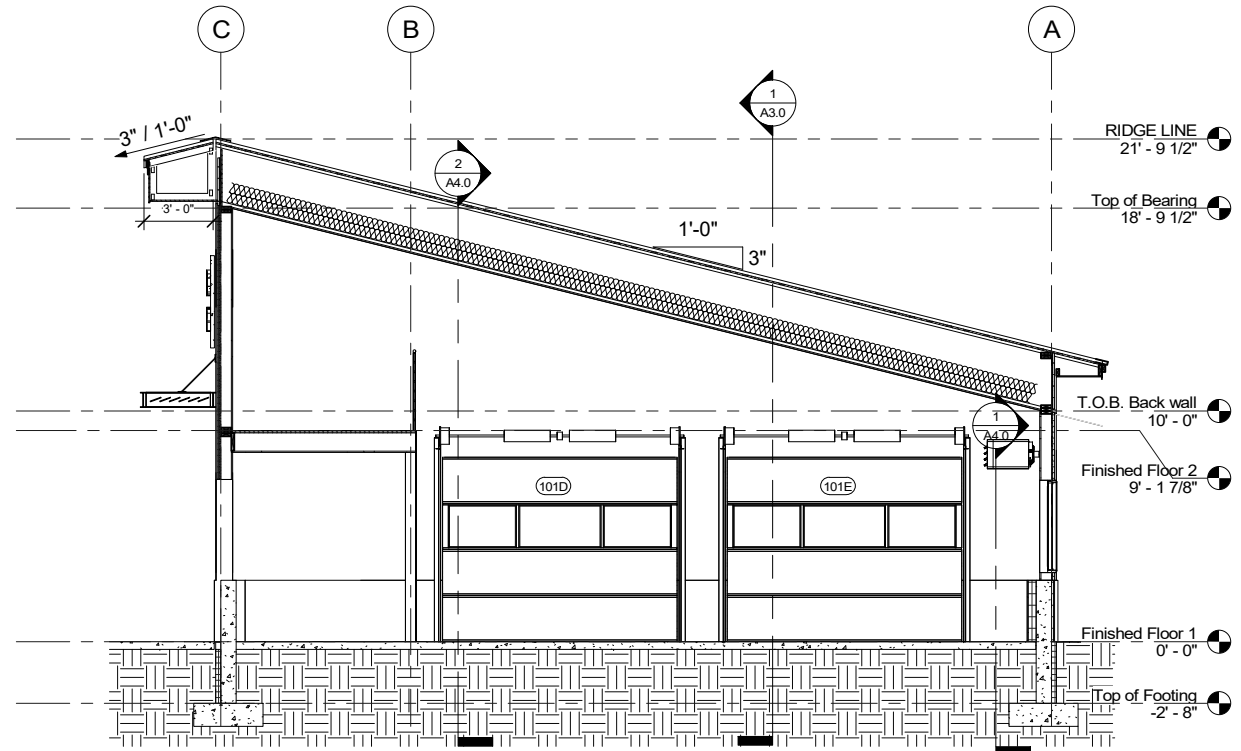
2




SECTION 1/ A3.0  
1/4" = 1'-0"



SECTION 3/ A3.0  
1/4" = 1'-0"



SECTION 2/ A3.0  
1/4" = 1'-0"



**PROHDE ARCHITECTS**  
Design / Build

Architecture Planning  
11925 Old Glenn Hwy., Suite 201, Eagle River, AK 99577  
ph. (907)696-2960  
Arch@RohdeArchitects.com Corp. Auth. #AEC6769

NO.	REVISION

**C.S.D. - TRAINING BUILDING**  
9312 Vanguard Drive, Anchorage, Alaska

JOB NO. 2317  
DATE 12/1/2023  
DRAWN GLM  
REVIEWED AGR

SHEET TITLE:  
BUILDING SECTIONS

SHEET NO.  
**A3.0**

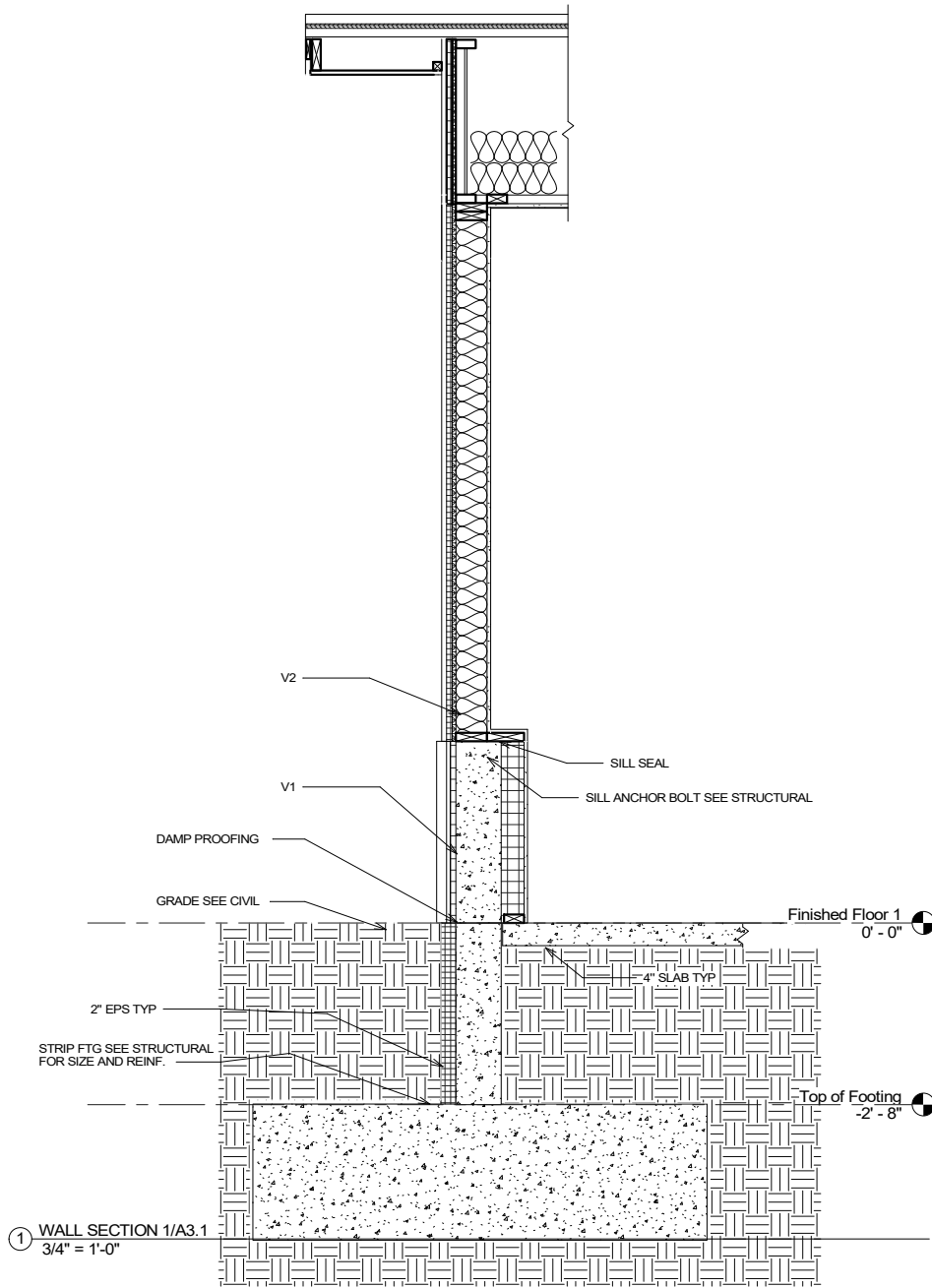
95% SUBMITTAL

IF THIS SHEET IS LESS THAN: 22"x34" IT IS A REDUCED PRINT  
- DO NOT SCALE DIMENSIONS FROM BLUEPRINTS -

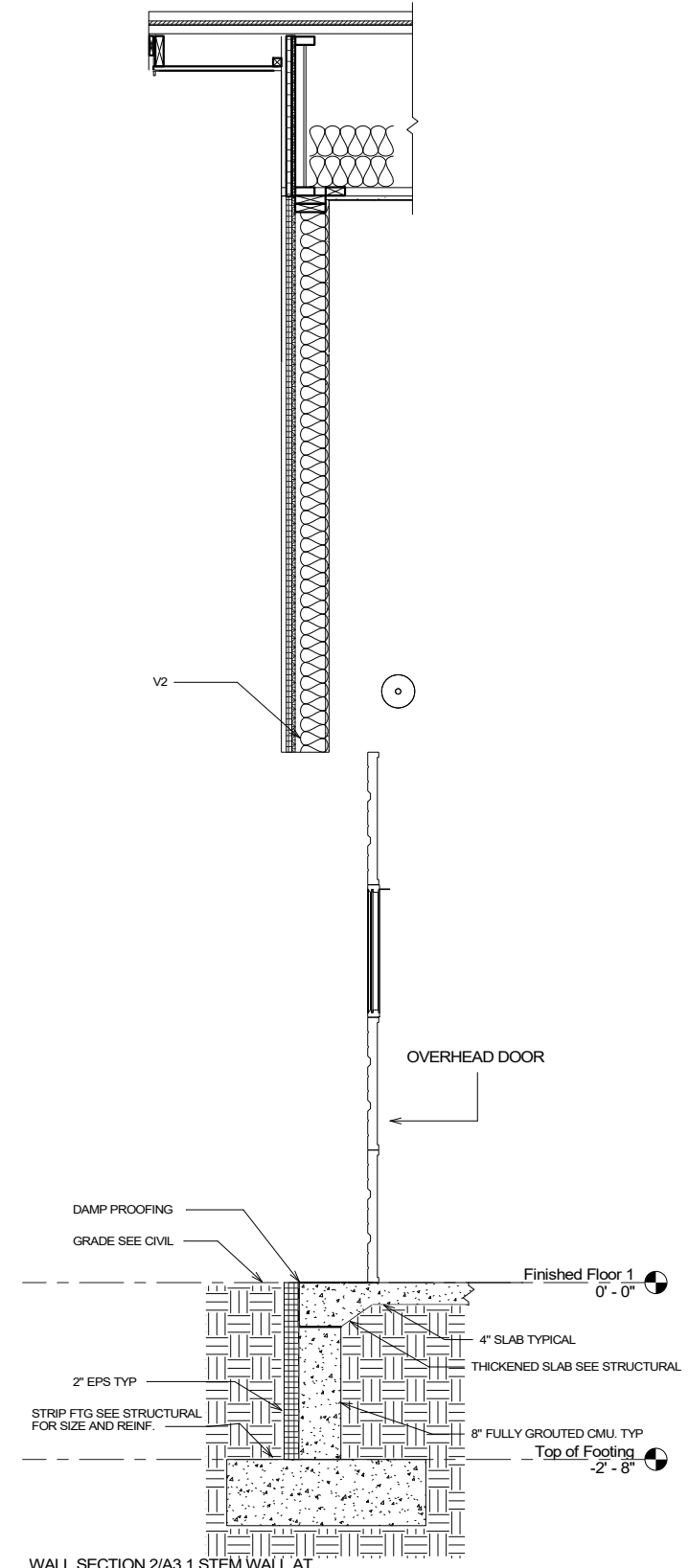
12/1/2023 2:34:19 PM \\192.168.1.5\Share\Rohde and Associates\Drawings\Active\Jobs\2317 Chugach School District\2317 Chugach S.D.Training Office MAIN MODEL.rvt

THIS SHEET IS FULL SIZE AT 3/4"X22"

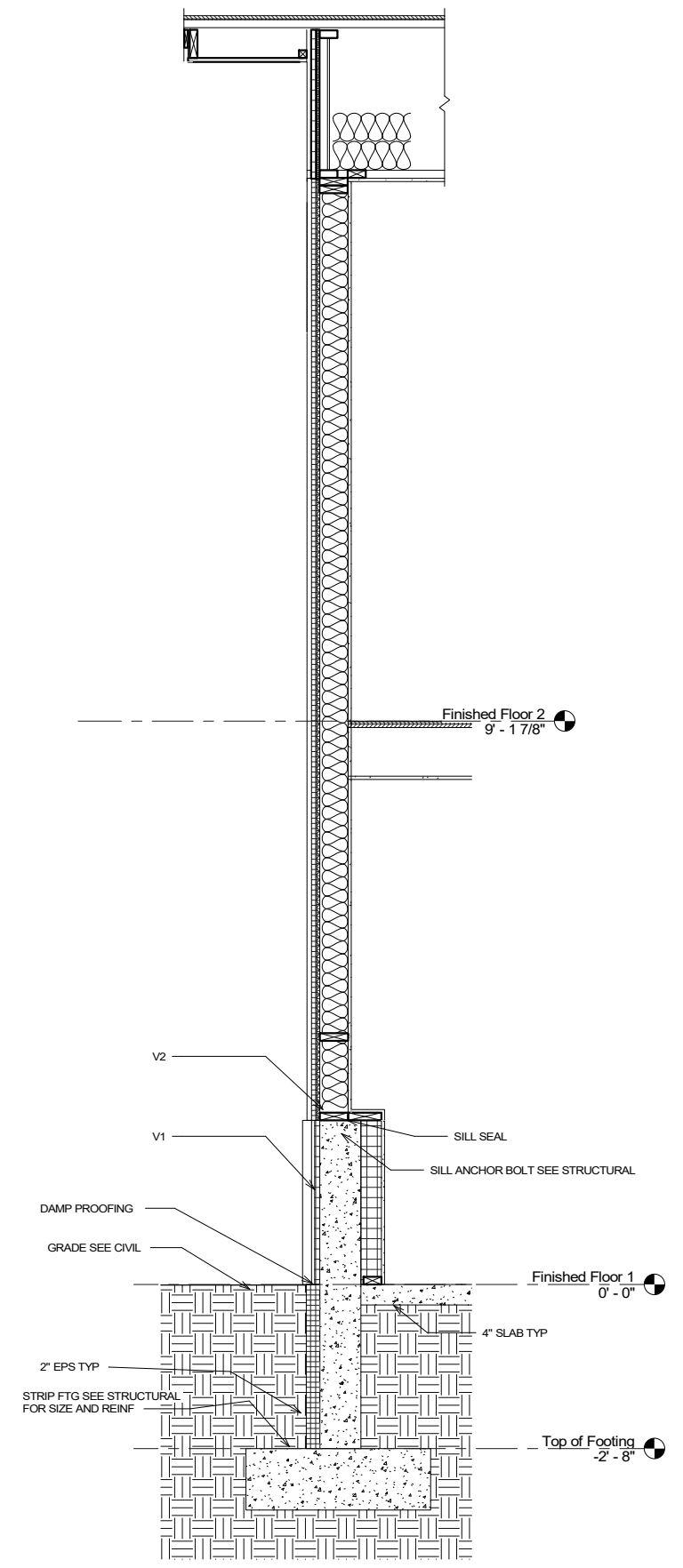
12/1/2023 2:34:22 PM \\192.168.1.5\Share\Rhode and Associates\Drawings\Active Jobs\2317 Chugach School District\2317 Chugach S.D.Training Office MAIN MODEL.rvt




1 WALL SECTION 1/A3.1  
3/4" = 1'-0"



2 WALL SECTION 2/A3.1 STEM WALL AT  
OH DOOR TYP.  
3/4" = 1'-0"



3 WALL SECTION 3/A3.1  
3/4" = 1'-0"



**ROHDE ARCHITECTS**  
Design/Build

Architecture Planning  
11925 Old Glenn Hwy., Suite 201, Eagle River, AK 99577  
ph. (907)696-2960  
Rohde@RohdeArchitects.com Corp. Auth. #AEC6769

NO.	REVISION

**C.S.D. - TRAINING BUILDING**  
9312 Vanguard Drive, Anchorage, Alaska

JOB NO.	2317
DATE	12/1/2023
DRAWN	GLM
REVIEWED	AGR

SHEET TITLE:  
WALL SECTIONS


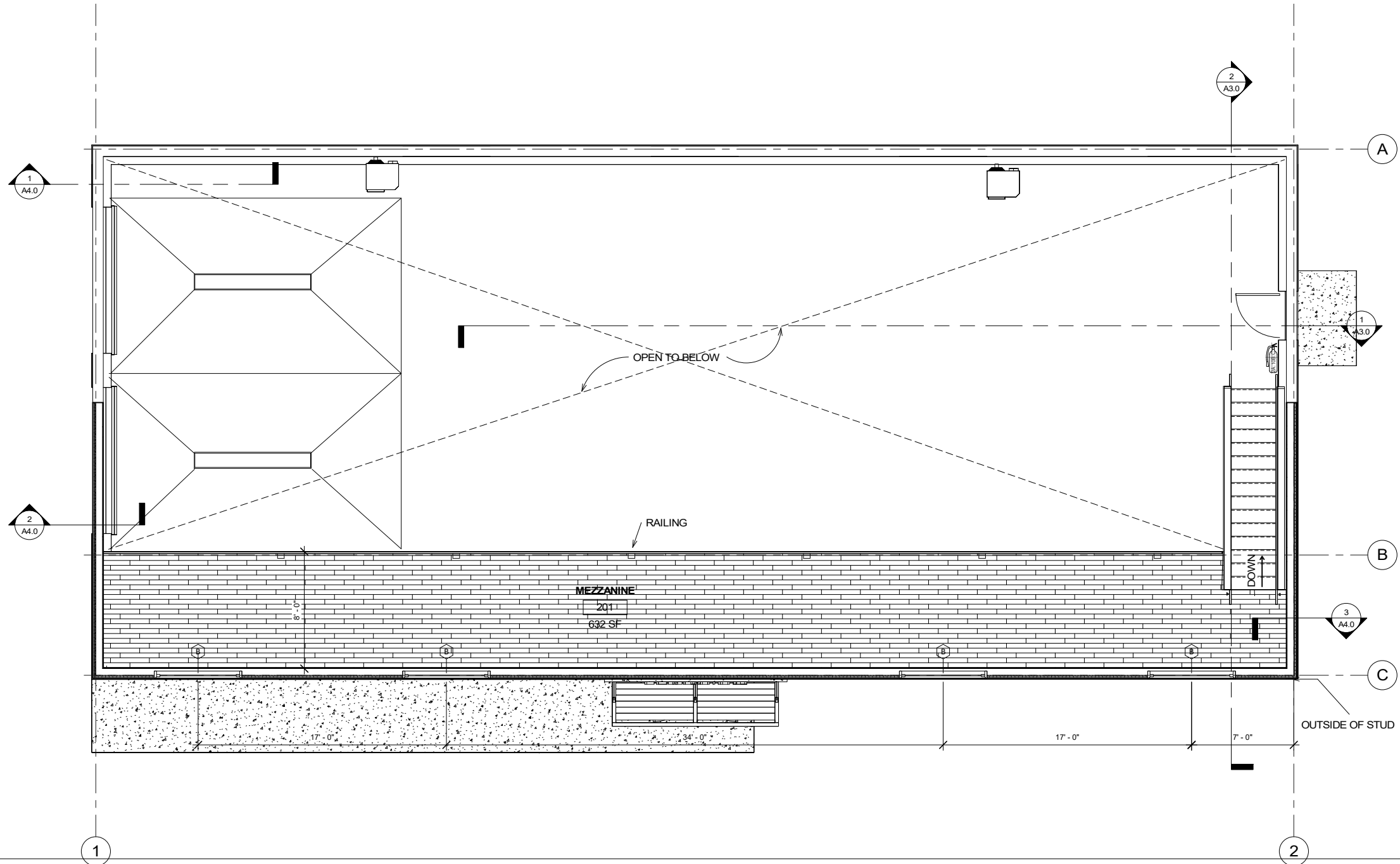
SHEET NO.  
**A4.0**

95% SUBMITTAL  
IF THIS SHEET IS LESS THAN: 22"X34" IT IS A REDUCED PRINT  
- DO NOT SCALE DIMENSIONS FROM BLUEPRINTS -

THIS SHEET IS FULL SIZE AT 34"X22"

12/1/2023 2:34:25 PM \\192.168.1.5\Share\Rhode and Associates\Drawings\Active Jobs\2317 Chugach School District\2317 Chugach S.D.Training Office MAIN MODEL.rvt

1 MEZZANINE PLAN  
1/4" = 1'-0"



**ROHDE ARCHITECTS**  
 Architecture Planning Design/Build  
 11925 Old Giers Hwy., Suite 201, Eagle River, AK 99577  
 ph. (907)696-2960  
 Rhode@RhodeArchitects.com Corp. Auth. #AEC769

NO.	REVISION

**C.S.D. - TRAINING BUILDING**  
 9312 Vanguard Drive, Anchorage, Alaska

JOB NO. 2317  
 DATE 12/1/2023  
 DRAWN GLM  
 REVIEWED AGR

SHEET TITLE:  
 MEZZANINE PLANS

SHEET NO.  
**A1.1**


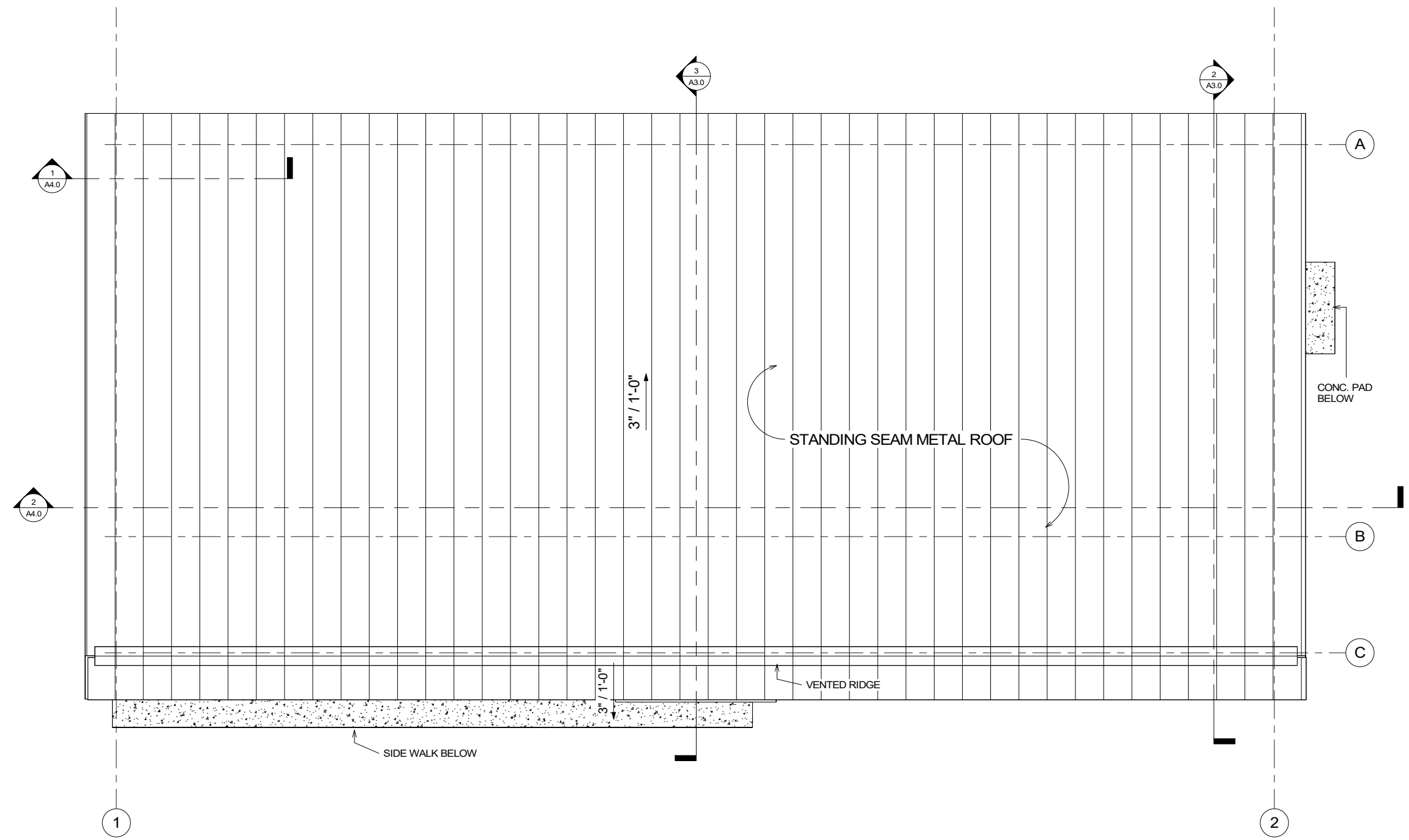
95% SUBMITTAL

IF THIS SHEET IS LESS THAN: 22"X34" IT IS A REDUCED PRINT  
 - DO NOT SCALE DIMENSIONS FROM BLUEPRINTS -

THIS SHEET IS FULL SIZE AT 34"x22"

12/1/2023 2:34:27 PM \\192.168.1.5\Share\Roehde and Associates\Drawings\Active\Jobs\2317 Chugach School District\2317 Chugach S.D.Training Office MAIN MODEL.rvt

1 ROOF PLAN  
1/4" = 1'-0"



**ROEHDE ARCHITECTS**  
 Architecture Planning Design/Build  
 11925 Old Glenn Hwy., Suite 201, Eagle River, AK 99577  
 ph. (907)696-2960  
 ARohde@RoehdeArchitects.com Corp. Auth. #AEEC769

NO.	REVISION

**C.S.D. - TRAINING BUILDING**  
 9312 Vanguard Drive, Anchorage, Alaska

JOB NO.	2317
DATE	12/1/2023
DRAWN	GLM
REVIEWED	AGR

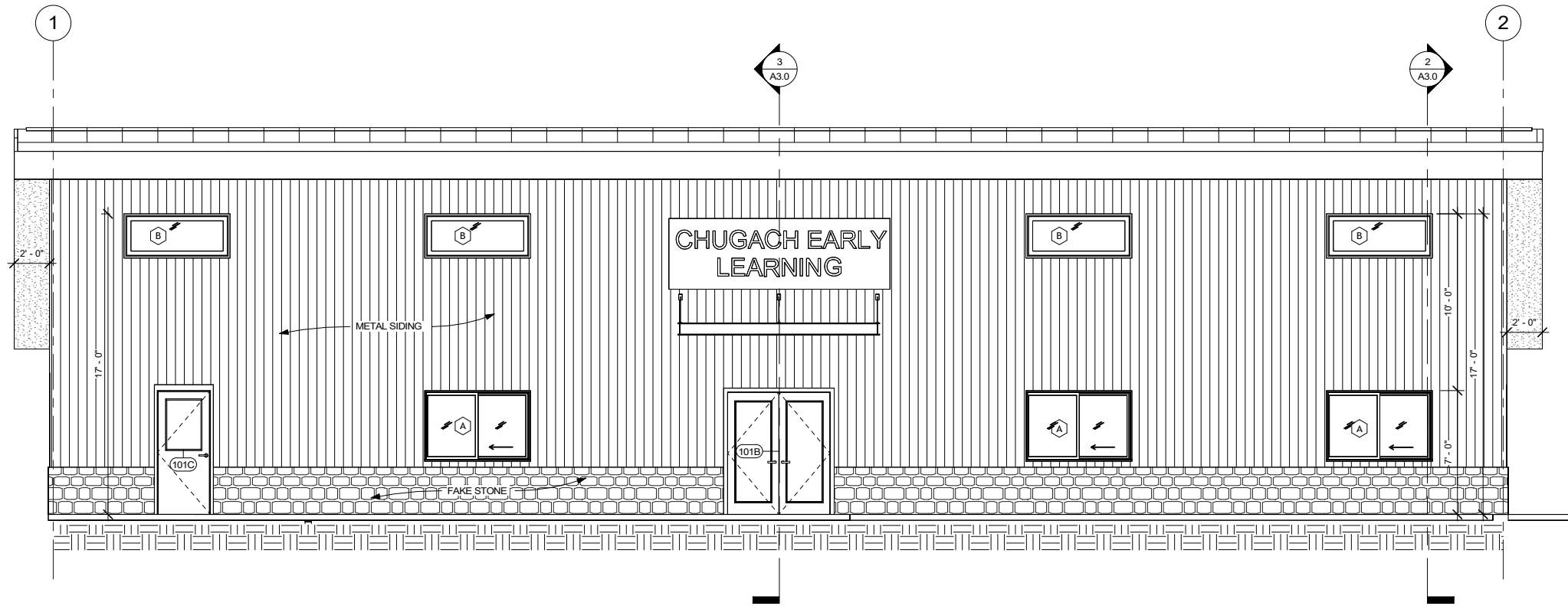
SHEET TITLE:  
ROOF PLAN

SHEET NO.  
**A1.3**

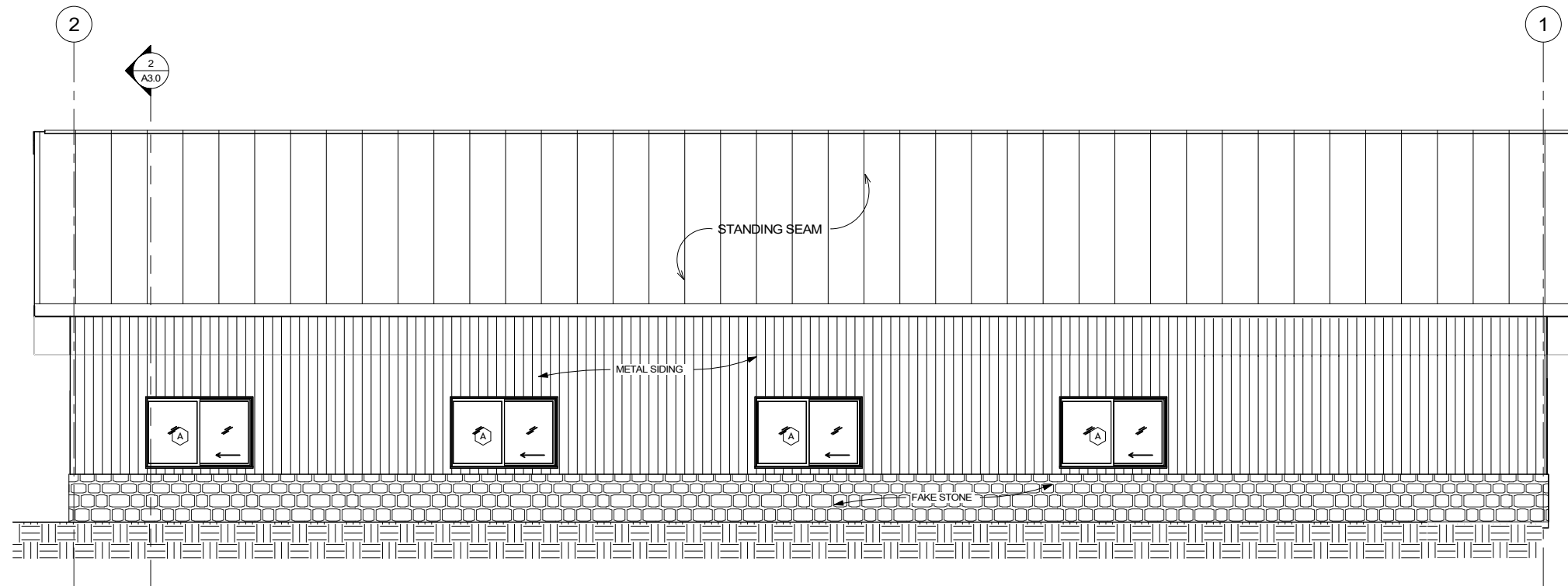
95% SUBMITTAL

IF THIS SHEET IS LESS THAN: 22"x34" IT IS A REDUCED PRINT  
 - DO NOT SCALE DIMENSIONS FROM BLUEPRINTS -

THIS SHEET IS FULL SIZE AT 34"x22"

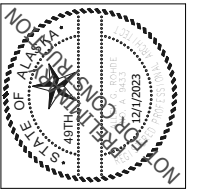


1 NORTH ELEVATION  
1/4" = 1'-0"



2 SOUTH ELEVATION  
1/4" = 1'-0"

12/1/2023 2:34:30 PM \\192.168.1.5\Share\Rhode and Associates\Drawings\Active Jobs\2317 Chugach School District\2317 Chugach S.D.Training Office MAIN MODEL.rvt



**ROHDE ARCHITECTS**  
 Architecture Planning Design/Build  
 11925 Old Germ Hwy., Suite 201, Eagle River, AK 99577  
 ph. (907)696-2960  
 Rhode@RhodeArchitects.com Corp. Auth. #AEC2769

NO.	REVISION

**C.S.D. - TRAINING BUILDING**  
 9312 Vanguard Drive, Anchorage, Alaska

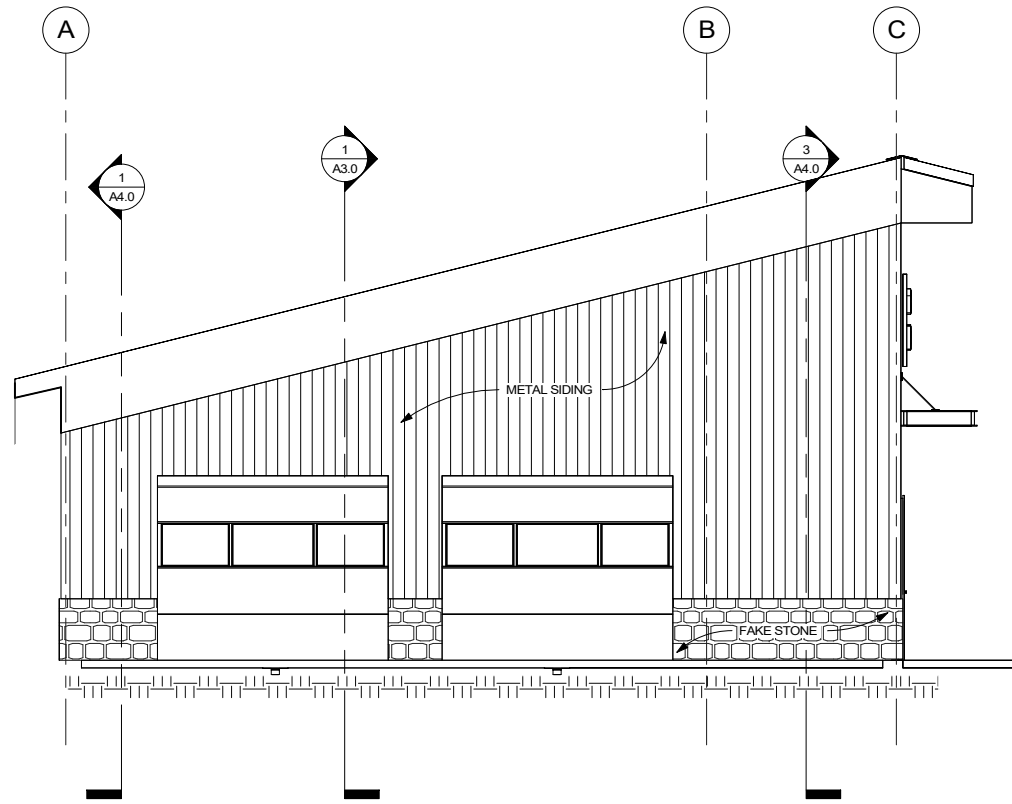
JOB NO.	2317
DATE	12/1/2023
DRAWN	GLM
REVIEWED	AGR

SHEET TITLE:  
BUILDING ELEVATIONS

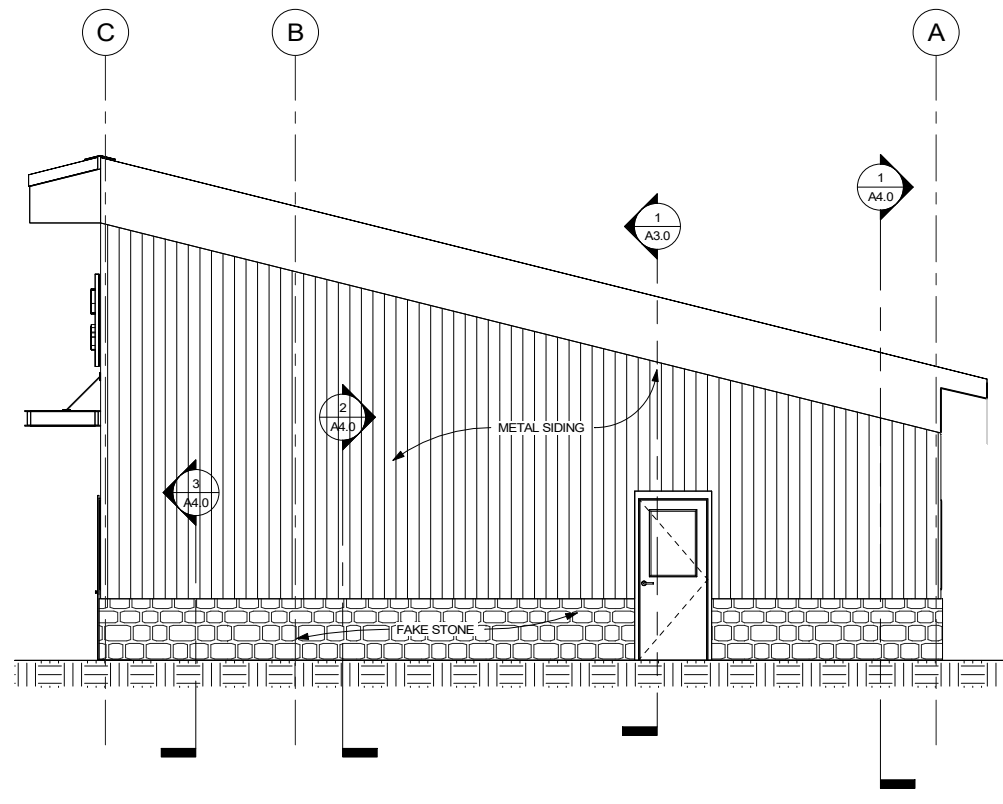
SHEET NO.  
**A2.0**

95% SUBMITTAL  
 IF THIS SHEET IS LESS THAN: 22"x34" IT IS A REDUCED PRINT  
 - DO NOT SCALE DIMENSIONS FROM BLUEPRINTS -

THIS SHEET IS FULL SIZE AT 34"x22"

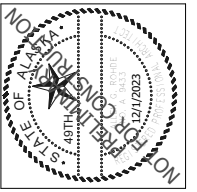


2 EAST ELEVATION  
1/4" = 1'-0"



1 WEST ELEVATION  
1/4" = 1'-0"

12/1/2023 2:34:32 PM \\192.168.1.5\Share\Rhode and Associates\Drawings\Active\Jobs\2317 Chugach School District\2317 Chugach S.D.Training Office MAIN MODEL.rvt



**ROHDE ARCHITECTS**  
 Architecture Planning Design/Build  
 11925 Old Glenn Hwy., Suite 201, Eagle River, AK 99577  
 ph. (907)696-2960  
 Rhode@RhodeArchitects.com Corp. Auth. #AEEC769

NO.	REVISION

**C.S.D. - TRAINING BUILDING**  
 9312 Vanguard Drive, Anchorage, Alaska

JOB NO.	2317
DATE	12/1/2023
DRAWN	GLM
REVIEWED	AGR

SHEET TITLE:  
BUILDING ELEVATIONS

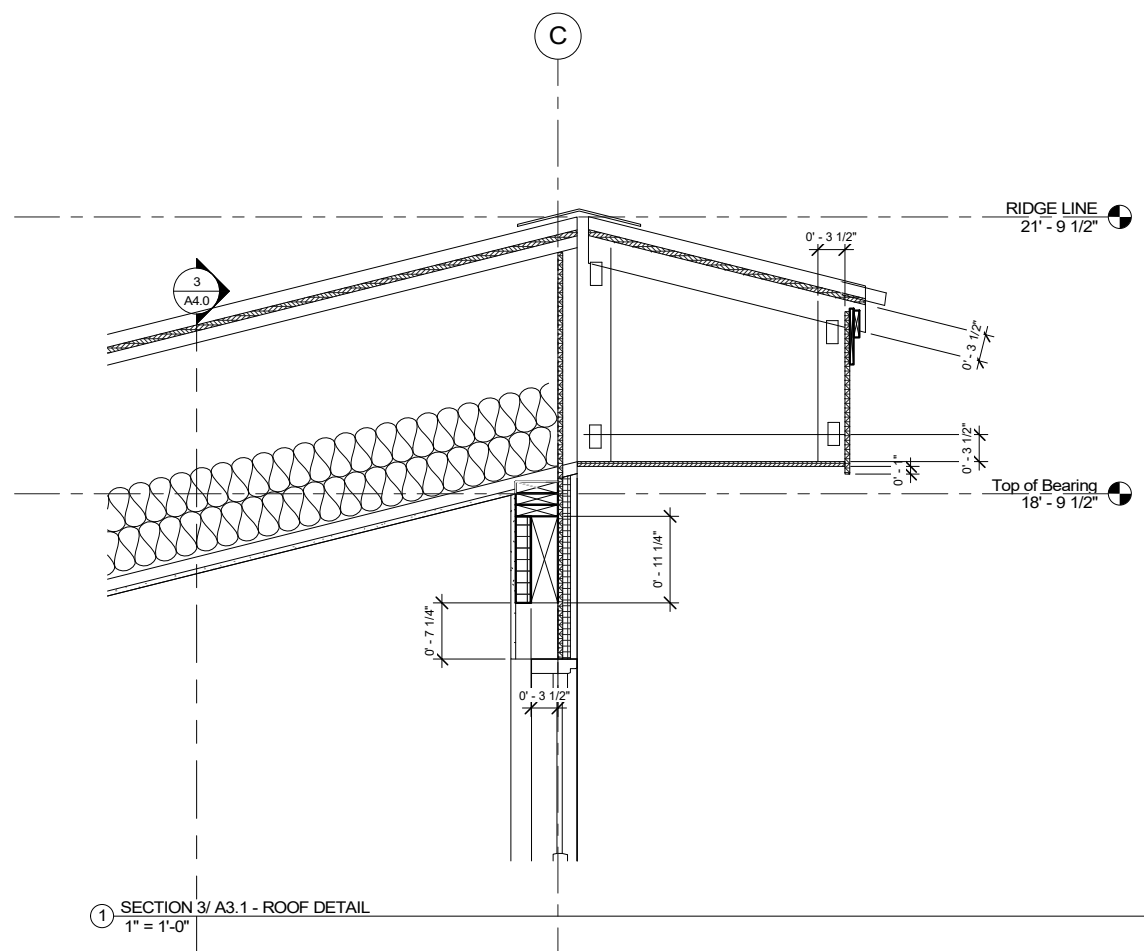
SHEET NO.  
**A2.1**

95% SUBMITTAL

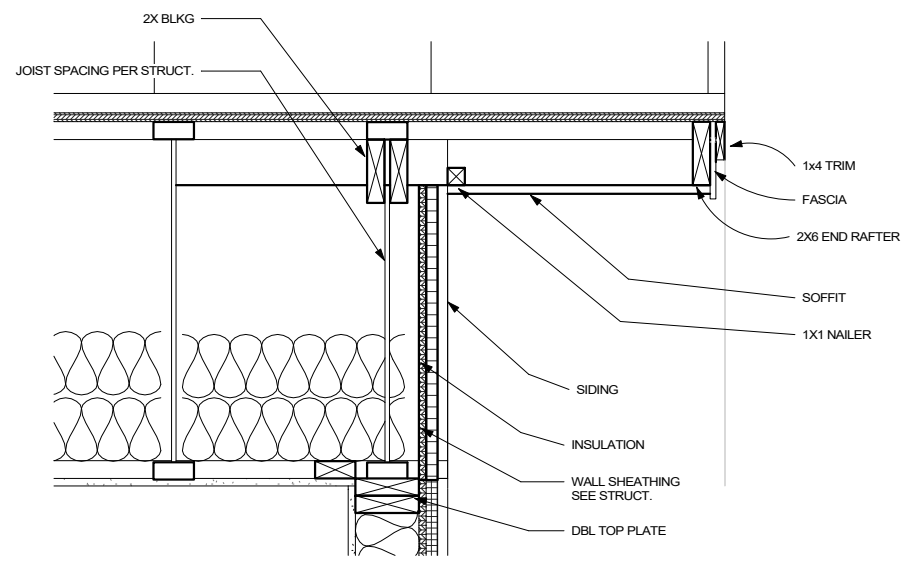
IF THIS SHEET IS LESS THAN: 22"x34" IT IS A REDUCED PRINT  
 - DO NOT SCALE DIMENSIONS FROM BLUEPRINTS -

THIS SHEET IS FULL SIZE AT 34"x22"

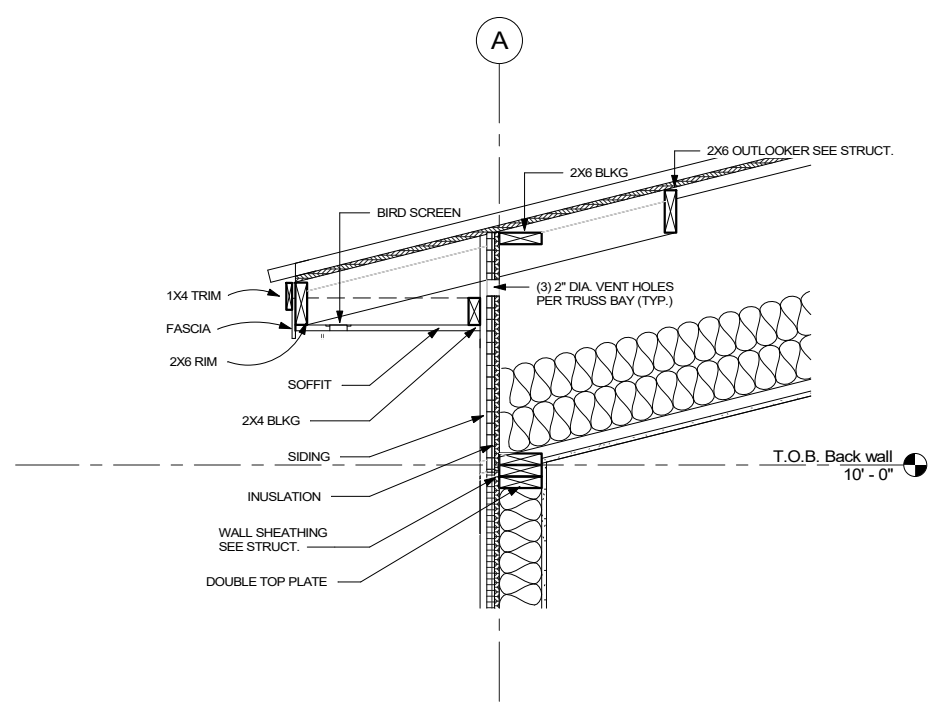
12/1/2023 2:34:35 PM \\192.168.1.5\Share\Roehde and Associates\Drawings\Active Jobs\2317 Chugach School District\2317 Chugach S.D.Training Office MAIN MODEL.rvt



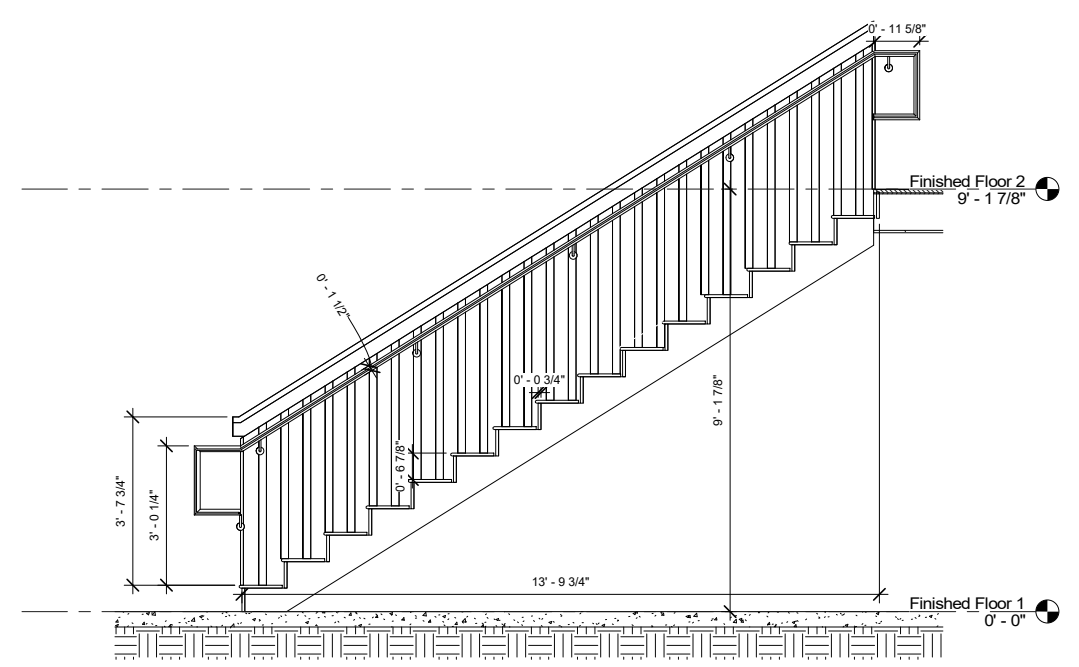
1 SECTION 3/ A3.1 - ROOF DETAIL  
1" = 1'-0"




2 SECTION 2/ A3.0 - Callout 1  
1 1/2" = 1'-0"



4 SECTION 3/ A3.0 - Callout 1  
1" = 1'-0"



3 SECTION 3/ A3.1 - STAIR DETAIL  
1/2" = 1'-0"



**ROEHDE ARCHITECTS**  
 Architecture Planning Design/Build  
 11925 Old Glenn Hwy., Suite 201, Eagle River, AK 99577  
 ph. (907)696-2960  
 ARch@RoehdeArchitects.com Corp. Auth. #AEC2769

NO.	REVISION

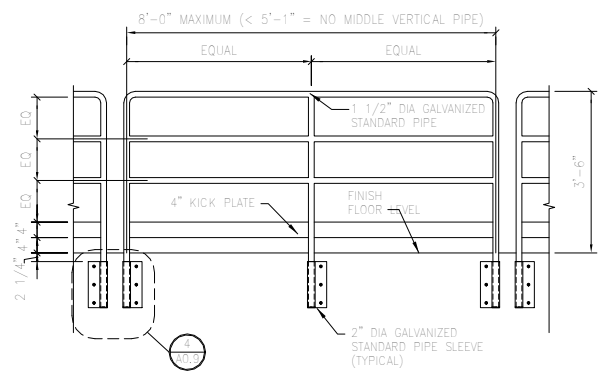
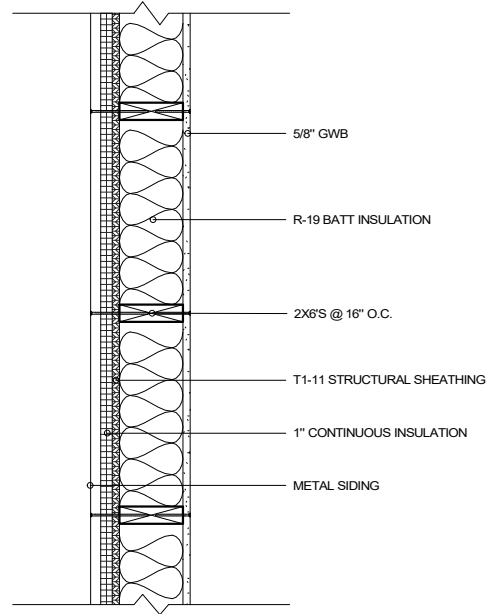
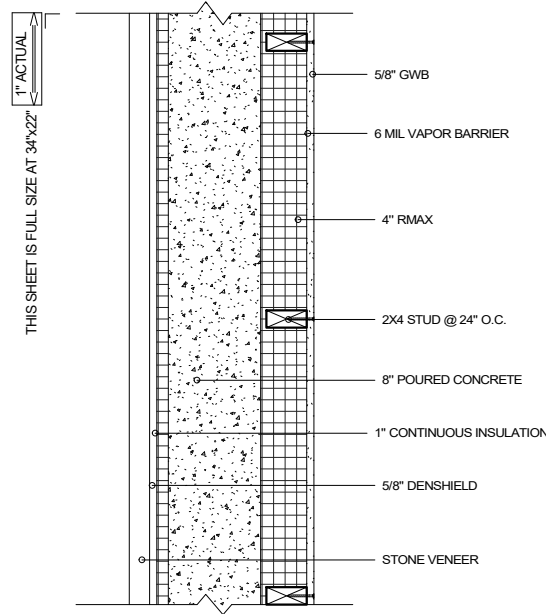
**C.S.D. - TRAINING BUILDING**  
 9312 Vanguard Drive, Anchorage, Alaska

JOB NO.	2317
DATE	12/1/2023
DRAWN	GLM
REVIEWED	AGR

SHEET TITLE:  
 ROOF AND STAIR DETAILS

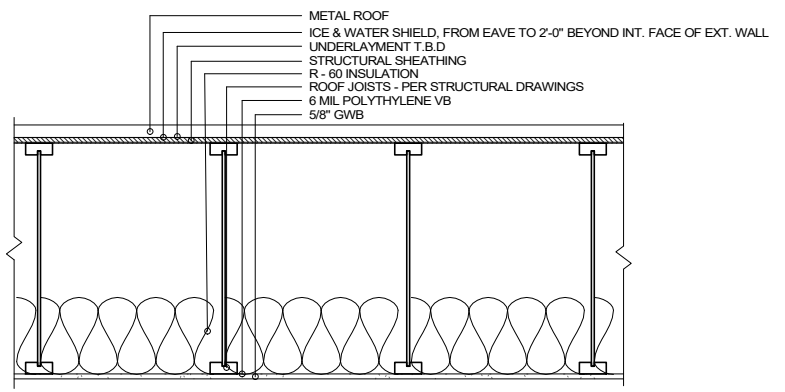
SHEET NO.  
**A3.1**

95% SUBMITTAL  
 IF THIS SHEET IS LESS THAN: 22"x34" IT IS A REDUCED PRINT  
 - DO NOT SCALE DIMENSIONS FROM BLUEPRINTS -

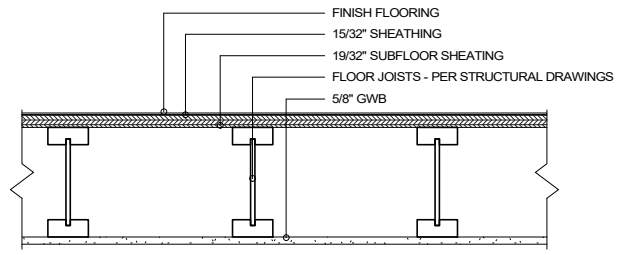


3 REMOVABLE GUARDRAIL ELEVATION (TYPICAL)  
1/2" = 1'-0"

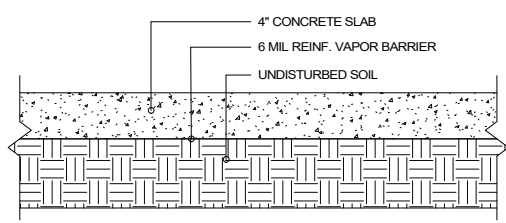
1 VERTICAL ASSEMBLIES  
1 1/2" = 1'-0"



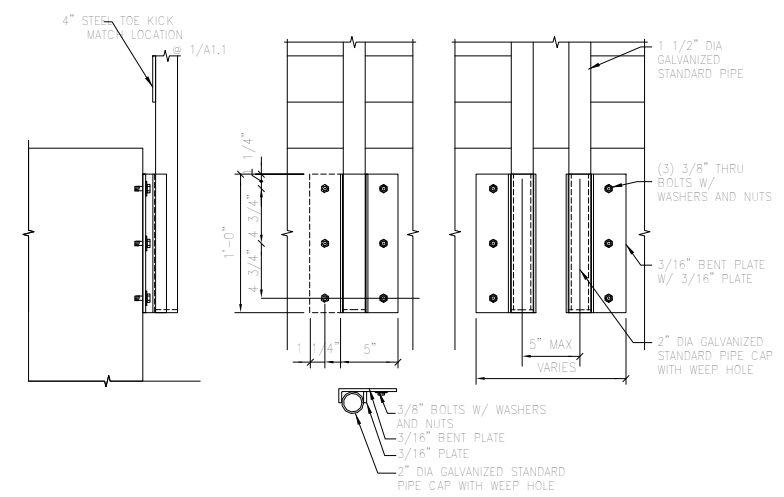
2 H3 TYPICAL ROOF SYSTEM  
1" = 1'-0"




3 H2 TYPICAL MEZZANINE SYSTEM  
1 1/2" = 1'-0"



4 H1 TYPICAL SLAB ON GRADE SYSTEM  
1 1/2" = 1'-0"



4 REMOVABLE GUARDRAIL DETAILS (TYPICAL)  
1-1/2" = 1'-0"



**ROHDE ARCHITECTS**  
Design/Build  
Architecture Planning  
11925 Old Glenn Hwy., Suite 201, Eagle River, AK 99577  
ph. (907)696-2960  
Rohde@RohdeArchitects.com Corp. Auth. #AEECC769

NO.	REVISION

**C.S.D. - TRAINING BUILDING**  
9312 Vanguard Drive, Anchorage, Alaska

JOB NO. 2317  
DATE 12/1/2023  
DRAWN GLM  
REVIEWED AGR

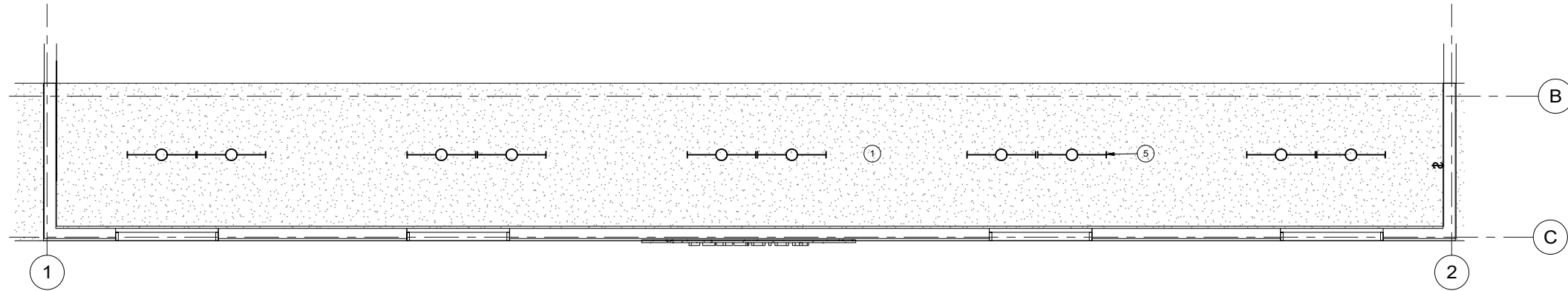
SHEET TITLE:  
ASSEMBLIES AND DETAILS

SHEET NO.  
**A5.0**

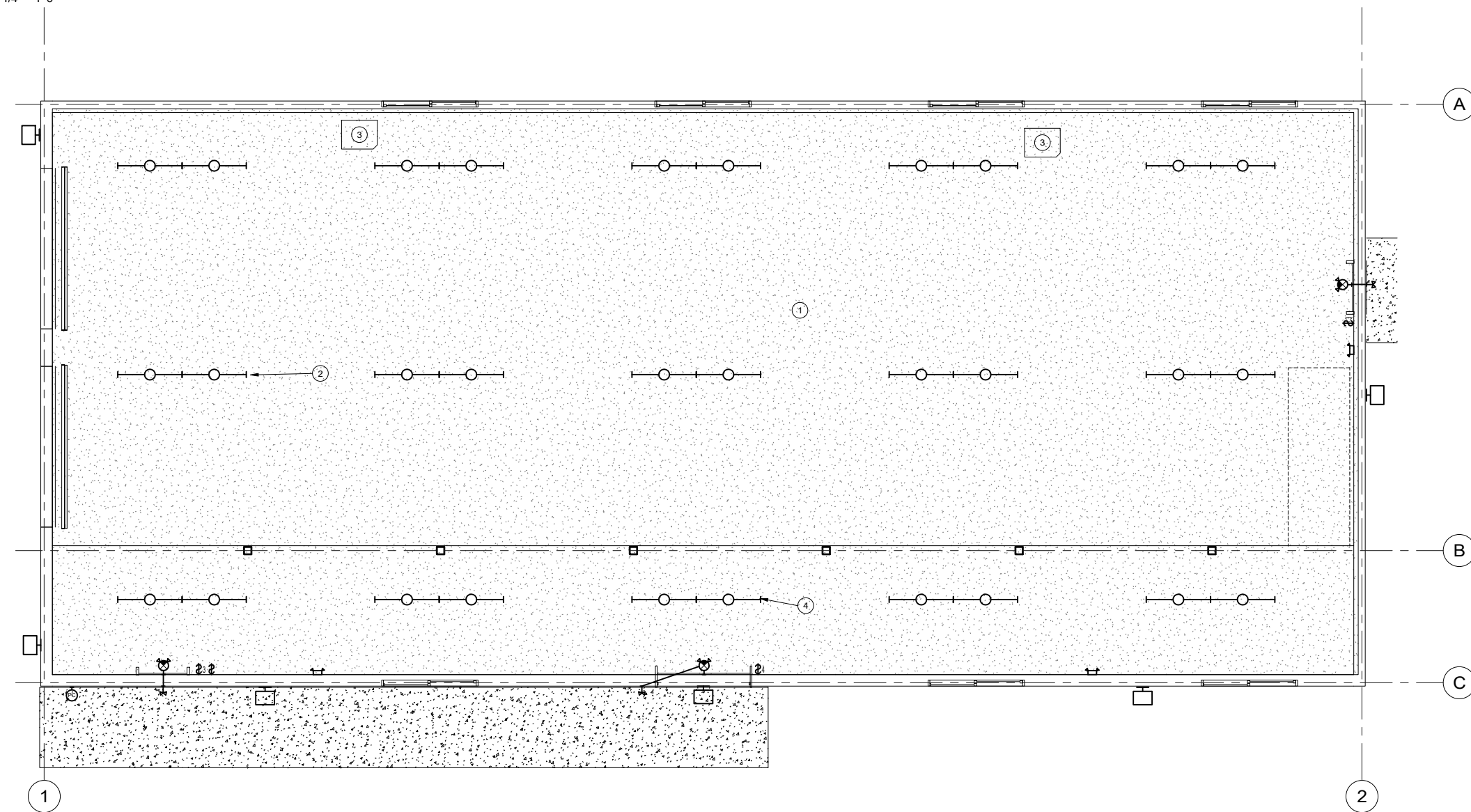
95% SUBMITTAL  
IF THIS SHEET IS LESS THAN: 22"x34" IT IS A REDUCED PRINT  
- DO NOT SCALE DIMENSIONS FROM BLUEPRINTS -

12/1/2023 2:34:38 PM \\192.168.1.5\Share\Rohde and Associates\Drawings\Active Jobs\2317 Chugach School District\2317 Chugach S.D.Training Office MAIN MODEL.rvt

THIS SHEET IS FULL SIZE AT 34"x22"




① MEZZANINE REFLECTED CEILING PLAN  
1/4" = 1'-0"



② MAIN FLOOR REFLECTED CEILING PLAN  
1/4" = 1'-0"

- LEGEND**
- GWB CEILING
  - LIGHT FIXTURE SEE ELECTRICAL
  - LIGHT FIXTURE SEE ELECTRICAL
  - EXIT LIGHT

- CEILING SHEET NOTES**
- ① GWB CEILING
  - ② HIGH BAY LIGHTS TYP
  - ③ UNIT HEATERS SEE MECH
  - ④ BELOW MEZZANINE LIGHTS
  - ⑤ ABOVE MEZZANINE LIGHTS



**ROHDE ARCHITECTS**  
Architecture Planning Design/Build  
11925 Old Glenn Hwy, Suite 201, Eagle River, AK 99577  
ph. (907)696-2960  
Rohde@RohdeArchitects.com Corp. Auth. #AEEC769

NO.	REVISION

**C.S.D. - TRAINING BUILDING**  
9312 Vanguard Drive, Anchorage, Alaska

JOB NO.	2317
DATE	12/1/2023
DRAWN	GLM
REVIEWED	AGR

SHEET TITLE:  
REFLECTED CEILING PLANS

SHEET NO.  
**A1.2**

95% SUBMITTAL

IF THIS SHEET IS LESS THAN: 22"x34" IT IS A REDUCED PRINT  
- DO NOT SCALE DIMENSIONS FROM BLUEPRINTS -

THIS SHEET IS FULL SIZE AT 34"x22"

11/8/2023 11:15:19 AM C:\Users\elizabeth\Documents\231079 Chugach School District Training Facilities v24\_EswanMGR\MS.vt

### ABBREVIATIONS

AB	ANCHOR BOLT
ACI	AMERICAN CONCRETE INSTITUTE
AISC	AMERICAN INSTITUTE OF STEEL CONSTRUCTION
ALT	ALTERNATE
APA	AMERICAN PLYWOOD ASSOCIATION
ARCH	ARCHITECTURAL
ASTM	AMERICAN SOCIETY FOR TESTING & MATERIALS
AWS	AMERICAN WELDING SOCIETY
BLKG	BLOCKING
BM	BEAM
BNDRY	BOUNDARY
BOC	BOTTOM OF CONCRETE
BOD	BOTTOM OF DECK
BOS	BOTTOM OF STEEL
BOT	BOTTOM
BTWN	BETWEEN
CIP	CAST IN PLACE (CONCRETE)
CJP	COMPLETE JOINT PENETRATION
CLR	CLEAR
COL	COLUMN
CONN	CONNECTION
CONT	CONTINUOUS
CVN	CHARPY V NOTCH
DIAM	DIAMETER
DWGS	DRAWINGS
(E)	EXISTING
EA	EACH
EL	ELEVATION
ELEC	ELECTRICAL
ELEV	ELEVATION
EOR	ENGINEER OF RECORD
EW	EACH WAY
EQ	EQUAL
FC	CONCRETE COMPRESSIVE STRENGTH
FM	MASONRY COMPRESSIVE STRENGTH
FDN	FOUNDATION
FOC	FACE OF CONCRETE
FT	FEET
FTG	FOOTING
GA	GAGE OR GAUGE
GALV	GALVANIZED
GLB	GLUE-LAMINATED BEAM
HORIZ	HORIZONTAL
HS	HEADED STUD
HSH	HORIZONTAL SLOTTED HOLE
HSS	HOLLOW STRUCTURAL SECTION
LVL	LAMINATED VENEER LUMBER
MAX	MAXIMUM
MECH	MECHANICAL
MF	MOMENT FRAME
MIN	MINIMUM
MT	MAGNETIC PARTICLE STRIP
NA	NOT APPLICABLE
NFS	NON FROST SUSCEPTIBLE
NIC	NOT IN CONTRACT
NTS	NOT TO SCALE
OC	ON CENTER
OWSJ	OPEN WEB STEEL JOIST
PDF	POWER DRIVEN FASTENER
PLF	POUNDS PER LINEAR FOOT
PSF	POUNDS PER SQUARE FOOT
PSI	POUNDS PER SQUARE INCH
REQ'D	REQUIRED
REINF	REINFORCING
RT	RADIOGRAPHIC TEST
SDI	STEEL DECK INSTITUTE
SJI	STEEL JOIST INSTITUTE
SQ	SQUARE
STD	STANDARD
TBD	TO BE DETERMINED
TEMP	TEMPERATURE
TOC	TOP OF CONCRETE
TOS	TOP OF STEEL
TS	TUBE STEEL
TYP	TYPICAL
UNO	UNLESS NOTED OTHERWISE
UT	ULTRASONIC
VERT	VERTICAL
W	WIDE FLANGE DESIGNATION
WF	WIDE FLANGE
WP	WORK POINT
WWF	WELDED WIRE FABRIC
W	WITH

### SCHEDULE OF CONSTRUCTION MATERIALS

CONCRETE	LOCATION	28-DAY STRENGTH	MAX. W/C RATIO	AIR ENTRAINMENT					
	EXTERIOR CONCRETE (EXPOSED TO FREEZING)	4,500 P.S.I.	0.45	6% +/- 1%					
	INTERIOR SLABS (NOT EXPOSED TO FREEZING)	4,000 P.S.I.	0.45	3%					
	FOOTINGS, FOUNDATION WALLS	3,000 P.S.I.	0.50	5% +/- 1%					
REINFORCING	APPLICATION	TYPE	COMMENTS						
	FABRICATED AND STRAIGHT BARS	ASTM A615, GRADE 60	SEE LAP SPLICE SCHEDULE FOR LAP LENGTHS						
	FIELD BENT	ASTM A615, GRADE 40							
WOOD	APPLICATION	SPECIES	GRADE	COMMENTS					
DIMENSION LUMBER	STRUCTURAL WALL STUDS	HEM-FIR	NO. 2						
	PLATES AND LEDGERS	HEM-FIR	NO. 2						
	SAWN BEAMS	DOUG. FIR-LARCH	NO. 1						
	POSTS	DOUG. FIR-LARCH	NO. 1						
	BLOCKING, MISC FRAMING	HEM-FIR	STD & BETTER						
	GLUED-LAMINATED BEAMS	ALLOWABLE STRESSES - P.S.I.							
			SPECIES COMB	Fb TENSION ZONE	Fb COMP ZONE	Fv	Fc TENSION ZONE	Fc COMP ZONE	1.0 E 6
		SIMPLE SPANS	DF V4	2400	1850	190	650	650	1.8
		CONTINUOUS SPANS, CANTILEVERS	DF V8	2400	2400	190	650	650	1.8
WOOD PANEL SHEATHING	APPLICATION	GRADE	MIN. THICK.	SPAN RATING	EXPOSURE				
	ROOF	APA RATED	19/32"		40/20			EXPOSURE 1	
	FLOORS	APA RATED	23/32"		48/24			EXPOSURE 1	
	SHEAR WALLS	APA RATED	19/32"		32/16			EXPOSURE 1	

### STRUCTURAL DESIGN CRITERIA SCHEDULE

CRITERIA	DESCRIPTION	VALUE	COMMENTS
CODE	IBC 2018		WITH MOA LOCAL AMENDMENTS
SEISMIC	ANALYSIS PROCEDURE SEISMIC DESIGN CATEGORY RISK CATEGORY SEISMIC IMPORTANCE FACTOR, IE SITE CLASS 0.2S SPECTRAL RESPONSE ACCELERATION, Ss 1.0S SPECTRAL RESPONSE ACCELERATION, S1 0.2S SPECTRAL RESPONSE COEFFICIENT, Sds 1.0S SPECTRAL RESPONSE COEFFICIENT, Sd1  STRUCTURAL SYSTEM RELIABILITY/REDUNDANCY RESPONSE MODIFICATION FACTOR, R OMEGA Cs (STRENGTH DESIGN) V (STRENGTH DESIGN)	ELF  D II 1.00 D 1.50 0.68 1.00 0.68  1 6.5 3 0.185 23 KIPS	PER ASCE 7-16          LIGHT FRAMED (WOOD) WALLS SHEATHED WITH WOOD STRUCTURAL PANELS RATED FOR SHEAR RESISTANCE
WIND	BASIC WIND SPEED (3 SECOND GUST) RISK CATEGORY EXPOSURE FACTOR INTERNAL PRESSURE COEFFICIENT, GCpi	155 MPH II B ±0.18	PER ASCE 7-16 BASIC WIND SPEED MAP   ENCLOSED BUILDING
COMP. & CLADDING PRESSURES	ROOF  INTERIOR - ZONE ① PERIMETER - ZONE ② CORNER - ZONE ③	10 Ft <sup>2</sup> 100 Ft <sup>2</sup> 42 PSF 39 PSF 48 PSF 42 PSF 79 PSF 66 PSF	WIND VALUES SHOWN ARE ULTIMATE LOADS MULTIPLY BY 0.6 FOR ALLOWABLE LOADS VALUES MAY BE NEGATIVE OR POSITIVE VALUES MAY BE INTERPOLATED BETWEEN 10 SQFT AND 100 SQFT ZONE 5 EXISTS FOR WALLS WITHIN 3' - 8" OF WALL CORNERS
ROOF LIVE LOADS	GROUND SNOW LOAD SNOW LOAD EXPOSURE FACTOR THERMAL FACTOR Ct SNOW IMPORTANCE FACTOR FLAT ROOF SNOW LOAD SNOW DRIFT LOADS	50 PSF 1.0 1.1 1.0 40 PSF PER ASCE 7-16	
FLOOR LIVE LOADS	1ST LEVEL SLAB ON GRADE	100 PSF	
FOUNDATIONS	ALLOWABLE SOIL BEARING PRESSURE	2000 PSF	PRESUMPTIVE BEARING PRESSURE PER IBC TABLE 1806.2

### DEFERRED SUBMITTALS

DEFERRED SUBMITTAL ITEMS SHALL BE REVIEWED BY THE EOR AND THEN SUBMITTED TO THE BUILDING OFFICIAL.
THE CONTRACTOR SHALL BE RESPONSIBLE FOR SUBMITTING CALCULATION AND DRAWINGS STAMPED BY AN ALASKA REGISTERED PROFESSIONAL ENGINEER FOR THE FOLLOWING CONTRACTOR DESIGNED ITEMS:
<ul style="list-style-type: none"> <li>SEISMIC RESTRAINT OF ARCHITECTURAL, MECHANICAL AND ELECTRICAL COMPONENTS</li> <li>ROOFING ATTACHMENT</li> </ul>

STRUCTURAL NOTES  
ALL MATERIALS, WORKMANSHIP AND CONSTRUCTION METHODS SHALL BE IN ACCORDANCE WITH THE STRUCTURAL DRAWINGS, THE SPECIFICATIONS AND NOTES LISTED BELOW. MINIMUM PROVISIONS OF THE INTERNATIONAL BUILDING CODE (IBC 2021), AND LOCAL AMENDMENTS SHALL APPLY WHERE DETAILS ARE NOT SHOWN OR DESCRIBED.

AS-BUILT DRAWINGS  
CONTRACTOR SHALL MAINTAIN A CURRENT SET OF DRAWINGS ON SITE, MODIFIED TO REFLECT ALL DESIGN CHANGES TO THE ORIGINAL DRAWING SET.

PND ENGINEERS INC IS NOT RESPONSIBLE FOR SAFETY PROGRAMS, METHODS, OR PROCEDURES OF OPERATION, OR THE CONSTRUCTION OF THE DESIGN SHOWN ON THESE DRAWINGS. DRAWINGS ARE FOR USE ON THIS PROJECT ONLY AND ARE NOT INTENDED FOR REUSE WITHOUT WRITTEN APPROVAL FROM PND. DRAWINGS ARE ALSO NOT TO BE USED IN ANY MANNER THAT WOULD CONSTITUTE A DETRIMENT DIRECTLY OR INDIRECTLY TO PND.

PRELIMINARY  
NOT FOR CONSTRUCTION

**PROHDE ARCHITECTS**  
 Architecture Planning Design/Build  
 11925 Old Glenn Hwy., Suite 201, Eagle River, AK 99577  
 ph. 907.696.2960  
 AProhde@prohdearchitects.com Corp. Auth. #AEC769

**CHUGACH TRAINING BUILDING**  
 9312 VANGAURD DRIVE  
 ANCHORAGE, ALASKA 99507

JOB NO.	231079
DATE	11.10.2023
DRAWN	EJS
REVIEWED	DNB

SHEET TITLE:  
DESIGN CRITERIA

SHEET NO.  
**S1.10**

95% SUBMITTAL

IF THIS SHEET IS LESS THAN: 22"x34" IT IS A REDUCED PRINT  
- DO NOT SCALE DIMENSIONS FROM BLUEPRINTS -

STATEMENT OF SPECIAL INSPECTIONS	
<p>THE FOLLOWING SPECIAL INSPECTIONS SHALL BE PERFORMED BY QUALIFIED PERSONNEL EMPLOYED BY THE OWNER OR THE REGISTERED DESIGN PROFESSIONAL IN RESPONSIBLE CHARGE ACTING AS THE OWNER'S AGENT.</p>	
<p><b>SPECIAL INSPECTOR QUALIFICATIONS:</b> THE SPECIAL INSPECTOR SHALL PROVIDE WRITTEN DOCUMENTATION TO THE BUILDING OFFICIAL DEMONSTRATING THEIR COMPETENCE AND RELEVANT EXPERIENCE OR TRAINING.</p>	
<p><b>INSPECTION TASKS:</b> INSPECTION TASKS ARE LISTED IN THE ATTACHED TABLES AND IN THE 2018 EDITION OF THE IBC CHAPTER 17.</p>	
<p><b>FABRICATOR APPROVAL:</b> SPECIAL INSPECTIONS REQUIRED BY SECTION 1705 ARE NOT REQUIRED WHERE THE WORK IS DONE ON THE PREMISES OF A FABRICATOR REGISTERED AND APPROVED TO PERFORM SUCH WORK WITHOUT SPECIAL INSPECTION (IBC 1704.2.5.2). HOWEVER, NON DESTRUCTIVE TESTING REQUIREMENTS CANNOT BE WAIVED PER AISC 360-10 SECTION N7. THE CONTRACTOR'S FABRICATOR SHALL PERFORM OR ENGAGE A QUALIFIED TESTING AGENCY TO PERFORM REQUIRED TESTING ON THE PREMISES OF THE FABRICATOR. TESTING DOCUMENTATION SHOWING COMPLIANCE SHALL BE SUBMITTED TO THE OWNER UPON COMPLETION OF TESTING.</p>	
<p><b>REPORT REQUIREMENTS:</b> REPORTS SHALL BE COMPLETED ON A DAILY BASIS AND DISTRIBUTED ON A WEEKLY BASIS. COPIES OF REPORTS SHALL BE DISTRIBUTED TO THE GENERAL CONTRACTOR, THE ENGINEER OF RECORD AND THE ARCHITECT OF RECORD. REPORTS SHALL INDICATE WHETHER THE WORK WAS OR WAS NOT COMPLETED IN CONFORMANCE WITH THE CONSTRUCTION DOCUMENTS. DISCREPANCIES SHALL BE IMMEDIATELY BROUGHT TO THE ATTENTION OF THE GENERAL CONTRACTOR. IF THEY ARE NOT CORRECTED, DISCREPANCIES SHALL BE BROUGHT TO THE ATTENTION OF THE REGISTERED DESIGN PROFESSIONAL IN RESPONSIBLE CHARGE. A FINAL REPORT DOCUMENTING THE SPECIAL INSPECTIONS PERFORMED AND THE CORRECTION OF ANY DISCREPANCIES SHALL BE DISTRIBUTED AS NOTED ABOVE.</p>	

REQUIRED VERIFICATION AND INSPECTION OF CONCRETE				
	VERIFICATION AND INSPECTION TASK	FREQUENCY OF INSPECTION	REFERENCE FOR CRITERIA	
			REF. STANDARD	IBC REFERENCE
1	INSPECTION OF REINFORCING STEEL, AND PLACEMENT	PERIODIC	ACI 318: 3.5, 7.1-7.7	1910.4
2	INSPECTION OF REINFORCING STEEL WELDING IN ACCORDANCE WITH TABLE 1705.2.2, ITEM 2b		AWS D1.4 ACI 318: 3.5.2	
3	INSPECTION OF ANCHORS CAST IN CONCRETE WHERE ALLOWABLE LOADS HAVE BEEN INCREASED OR WHERE STRENGTH DESIGN IS USED	PERIODIC	ACI 318: 8.1.3, 21.2.8	1908.5, 1909.1
4	INSPECTION OF ANCHORS POST INSTALLED IN HARDENED CONCRETE MEMBERS	PERIODIC	ACI 318: 3.8.6, 8.1.3, 21.2.8	1909.1
5	VERIFY USE OF REQUIRED MIX DESIGN	PERIODIC	ACI 318: 4, 5.2-5.4	1904.3, 1910.2, 1910.3
6	AT THE TIME FRESH CONCRETE IS SAMPLED TO FABRICATE SPECIMENS FOR STRENGTH TESTS, PERFORM SLUMP AND AIR CONTENT TESTS, AND DETERMINE THE TEMPERATURE OF THE CONCRETE	CONTINUOUS	ASTM C172 ASTM C31 ACI 318: 5.6, 5.8	1910.10
7	INSPECTION OF CONCRETE PLACEMENT FOR PROPER APPLICATION TECHNIQUES	CONTINUOUS	ACI 318: 5.9, 5.10	1910.6, 1910.7, 1910.8
8	INSPECTION FOR MAINTENANCE OF SPECIFIED CURING TECHNIQUES	PERIODIC	ACI 318: 5.11-5.13	1910.9
9	INSPECT FORMWORK FOR SHAPE, LOCATION AND DIMENSIONS OF THE CONCRETE MEMBER BEING FORMED	PERIODIC	ACI 318: 6.11	

SPECIAL INSPECTION FOR SEISMIC RESISTANCE			
	VERIFICATION AND INSPECTION TASK	FREQUENCY OF INSPECTION	REMARKS
1	STRUCTURAL WOOD: NAILING, BOLTING, ANCHORING AND FASTENING OF WOOD SHEAR WALLS, DRAG STRUTS, HOLDOWNS AND DIAPHRAGMS.	PERIODIC	
2	ARCHITECTURAL COMPONENTS: ROOF AND WALL CLADDING. INTERIOR AND EXTERIOR NON-BEARING WALLS. INTERIOR AND EXTERIOR VENEER SYSTEMS.	PERIODIC	

SPECIAL INSPECTION FOR WIND RESISTANCE			
	VERIFICATION AND INSPECTION TASK	FREQUENCY OF INSPECTION	REMARKS
1	STRUCTURAL WOOD: NAILING, BOLTING, ANCHORING AND FASTENING OF WOOD SHEAR WALLS, DRAG STRUTS, HOLDOWNS AND DIAPHRAGMS.	PERIODIC	
2	ARCHITECTURAL COMPONENTS: ROOF AND WALL CLADDING.	PERIODIC	

REQUIRED INSPECTION OF SOILS			
	VERIFICATION AND INSPECTION TASK	FREQUENCY OF INSPECTION	REMARKS
1	VERIFY MATERIALS BELOW SHALLOW FOUNDATIONS ARE ADEQUATE TO ACHIEVE THE DESIGN BEARING CAPACITY	PERIODIC	
2	VERIFY EXCAVATIONS EXTEND TO PROPER DEPTH AND HAVE REACHED PROPER MATERIAL.	PERIODIC	
3	PERFORM CLASSIFICATION AND TESTING OF FILL MATERIALS.	PERIODIC	
4	VERIFY USE OF PROPER MATERIALS, DENSITIES AND LIFT THICKNESS DURING PLACEMENT AND COMPACTION OF COMPACTED FILL	CONTINUOUS	
5	PRIOR TO PLACEMENT OF COMPACTED FILL, OBSERVE SUBGRADE AND VERIFY THAT THE SITE HAS BEEN PREPARED PROPERLY.	PERIODIC	

PRELIMINARY  
NOT FOR CONSTRUCTION

**PROHDE ARCHITECTS**  
Design/Build  
Architecture Planning  
11925 Old Glenn Hwy., Suite 201, Eagle River, AK 99577  
ph. (907)696-2960  
AProhde@prohdearchitects.com Corp. Auth. #AEC769

**CHUGACH TRAINING BUILDING**  
9312 VANGAURD DRIVE  
ANCHORAGE, ALASKA 99507

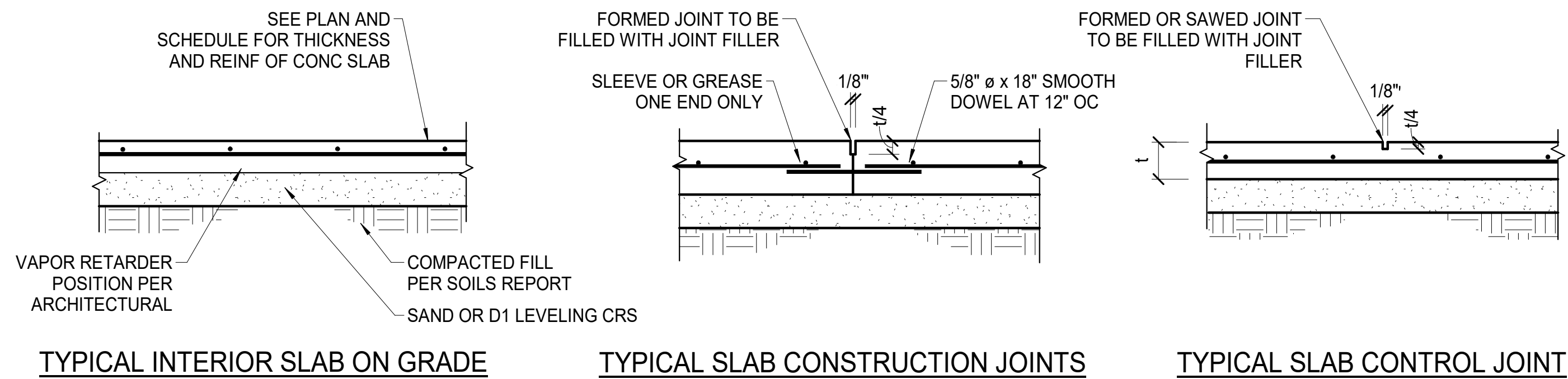
JOB NO. 231079  
DATE 11.10.2023  
DRAWN EJS  
REVIEWED DNB

SHEET TITLE:  
SPECIAL INSPECTIONS

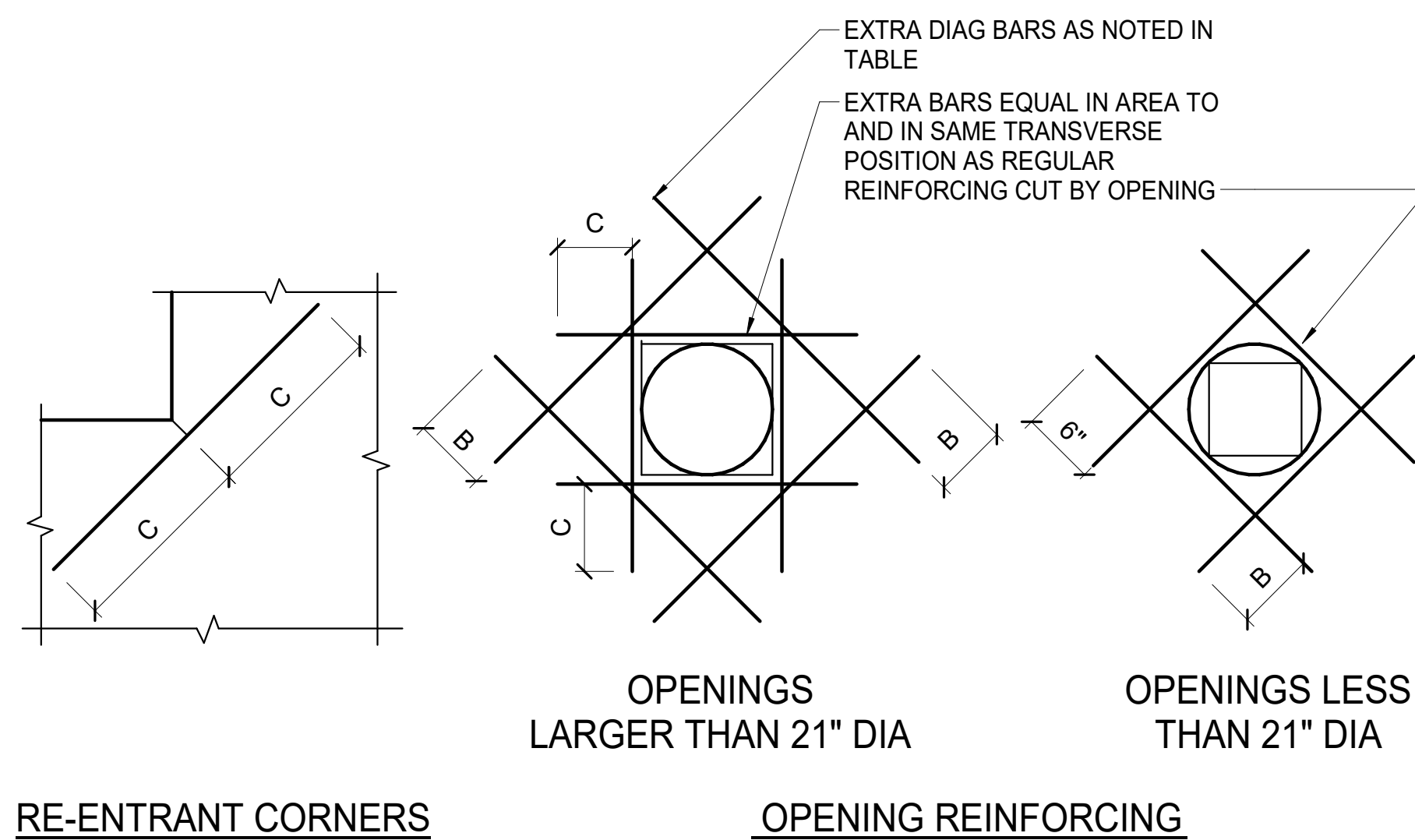
SHEET NO.  
**S1.11**

95% SUBMITTAL

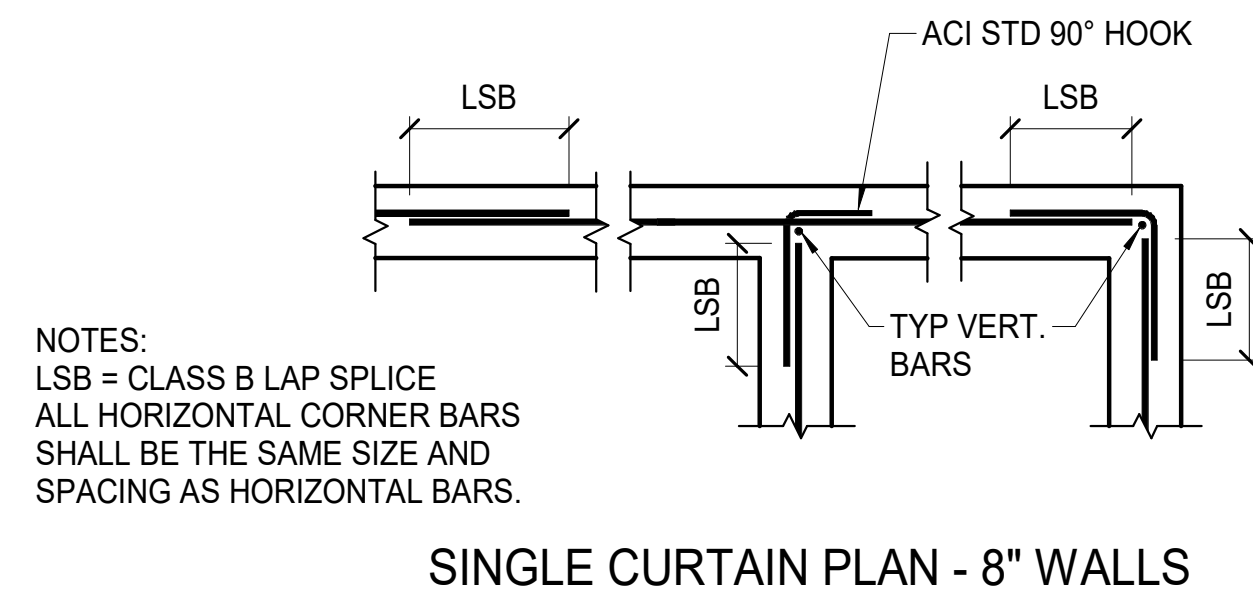
IF THIS SHEET IS LESS THAN: 22"x34" IT IS A REDUCED PRINT  
- DO NOT SCALE DIMENSIONS FROM BLUEPRINTS -



**1 TYPICAL SLAB JOINTS**  
3/4" = 1'-0"



**2 TYPICAL WALL OPENING REINFORCING**  
1" = 1'-0"



**3 TYPICAL WALL CORNER REINFORCING**  
3/4" = 1'-0"

SPREAD FOOTING REINFORCING SCHEDULE					
MARK	FTG SIZE	FTG DEPTH	T.O.F. ELEV.	TOP MAT REINFORCING	BOTTOM MAT REINFORCING
F5	5'-0"x5'-0"	18"	SEE PLAN		(6) #5 EA. WAY

NOTES:

STRIP FOOTING REINFORCING SCHEDULE					
MARK	FTG WIDTH	FTG DEPTH	T.O.F. ELEV.	LONGITUDINAL REINFORCING	TRANSVERSE REINFORCING
SF3	3'-0"	12"	-2' - 8"	(4) #5 AT MID HEIGHT	#5 AT 12" OC
SF5	5'-0"	28"	-2' - 8"	(5) #7 TOP & BOTTOM	#7 AT 12" OC

NOTES:

SLAB REINFORCING SCHEDULE			
THICKNESS	TYPE	REINFORCING	CONCRETE COVER
4"	ON GRADE	#3 @ 16" OC EACH WAY	2" FROM TOP

ACI STANDARD 90° HOOK DIMENSIONS							
BAR SIZE	#3	#4	#5	#6	#7	#8	#9
MIN. BEND DIAM. (d)	2 1/4"	3"	3 3/4"	4 1/2"	5 1/4"	6"	
EXTENSION LENGTH (L)	6"	6"	8"	9"	11"	12"	

NOTE: REFERENCE ACI 318-14 SEC. 25.3

LAP SPLICES IN WALLS, FOOTINGS AND SLABS-ON-GRADE (3000 PSI)							
BAR SIZE	#3	#4	#5	#6	#7	#8	#9
CLASS B SPLICE	22"	29"	36"	43"	63"	72"	

NOTE: INCREASE TABULATED LAP LENGTH BY 20% FOR BUNDLES OF 3 BARS.

REINFORCING CLEARANCE/COVER		
EXPOSURE CONDITION	MIN. COVER	TOLERANCE*
CAST AGAINST AND PERMANENTLY EXPOSED TO EARTH	3"	-3/8", +1"
EXPOSED TO EARTH OR WEATHER	#5 AND SMALLER BARS: #6 AND LARGER BARS:	-1/4", +1/2" -1/4", +1/2"
NOT EXPOSED TO EARTH, WEATHER OR IN CONTACT WITH GROUND:	3/4"	-1/4", +3/8"
TIES AND STIRRUPS	1 1/2"	-1/4", +1/2"

NOTES: "-" INDICATES TOLERANCE DECREASE TOWARDS MEMBER FACE. "+" INDICATES AWAY FROM MEMBER FACE.

CONCRETE WALL REINFORCING SCHEDULE					
MARK	THICKNESS	VERTICAL REINFORCING	HORIZONTAL REINFORCING	POSITION	REMARKS
8C	8"	#5 @ 16" OC	#5 @ 12" OC	CENTERED	TYPICAL CONCRETE STEM WALL

NOTES:  
AT SPECIAL REINFORCED CONCRETE SHEAR WALLS, ALL HORIZONTAL REINFORCING SHALL TERMINATE AT WALL ENDS, INTERSECTIONS AND JAMBS WITH A STANDARD HOOK.

PRELIMINARY  
NOT FOR CONSTRUCTION

**PROHDE ARCHITECTS**  
Architecture Planning Design/Build  
11925 Old Glenn Hwy., Suite 201, Eagle River, AK 99577  
ph. (907) 696-2960  
AProhde@prohdearchitects.com Corp. Auth. #AEC769

**CHUGACH TRAINING BUILDING**  
9312 VANGAURD DRIVE  
ANCHORAGE, ALASKA 99507

JOB NO.	231079
DATE	11.10.2023
DRAWN	EJS
REVIEWED	DNB

SHEET TITLE:  
CONCRETE REINFORCING  
SCHEDULES AND TYPICAL  
DETAILS

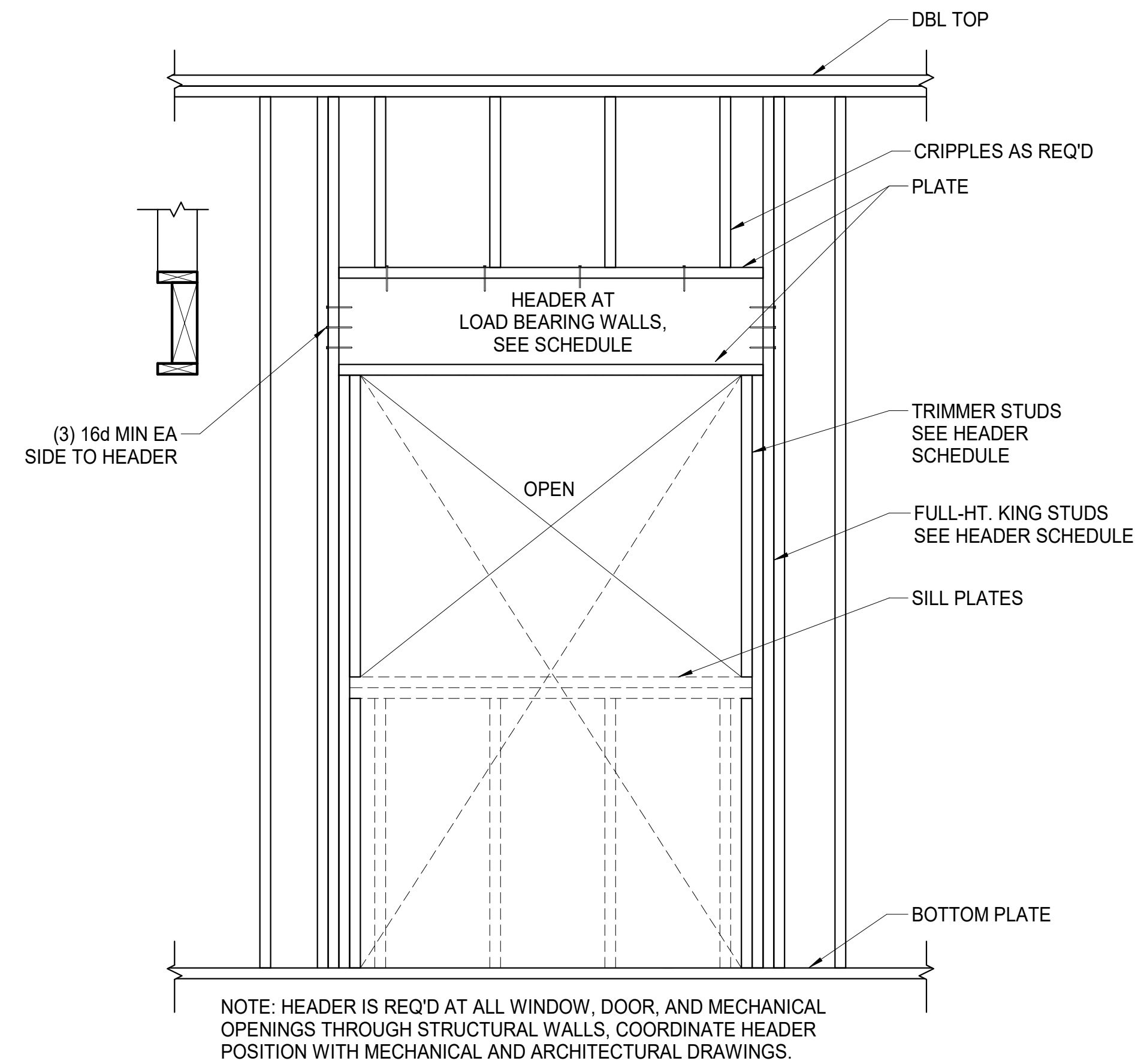
SHEET NO.

**S1.21**

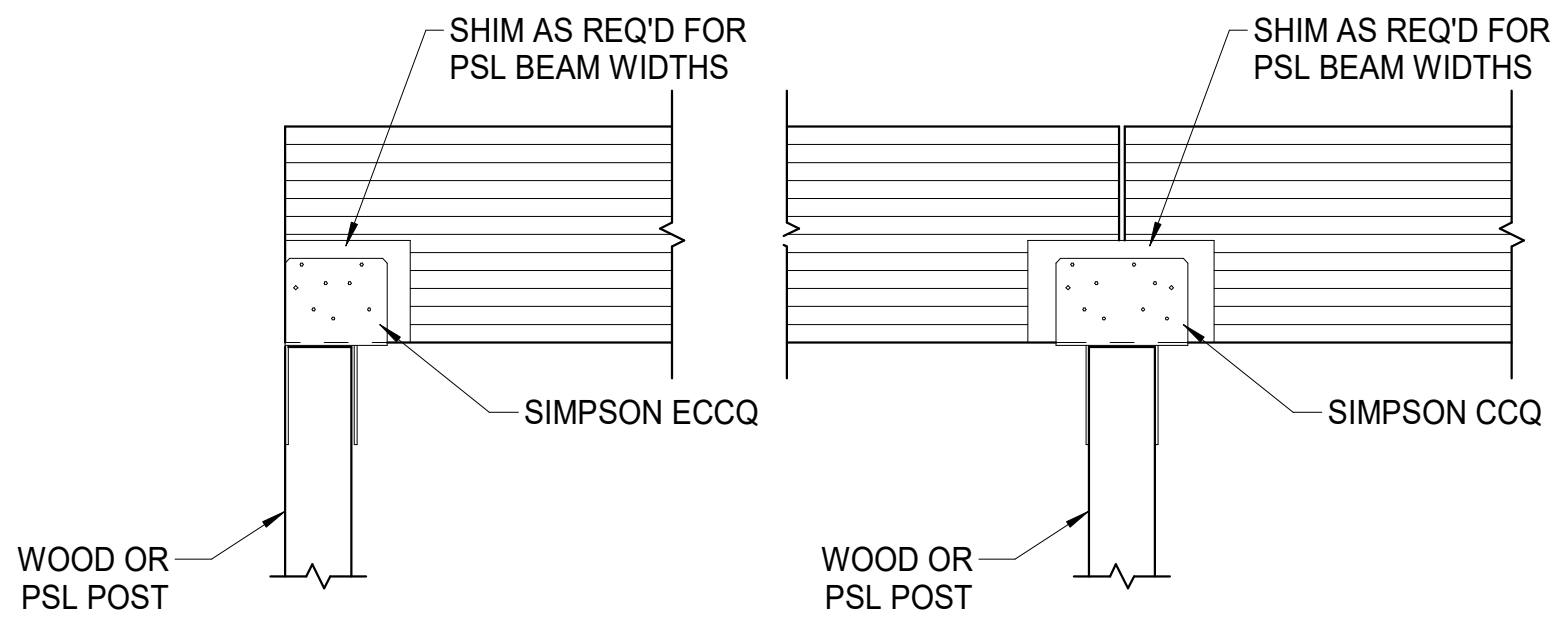
95% SUBMITTAL

IF THIS SHEET IS LESS THAN: 22"x34" IT IS A REDUCED PRINT  
- DO NOT SCALE DIMENSIONS FROM BLUEPRINTS -

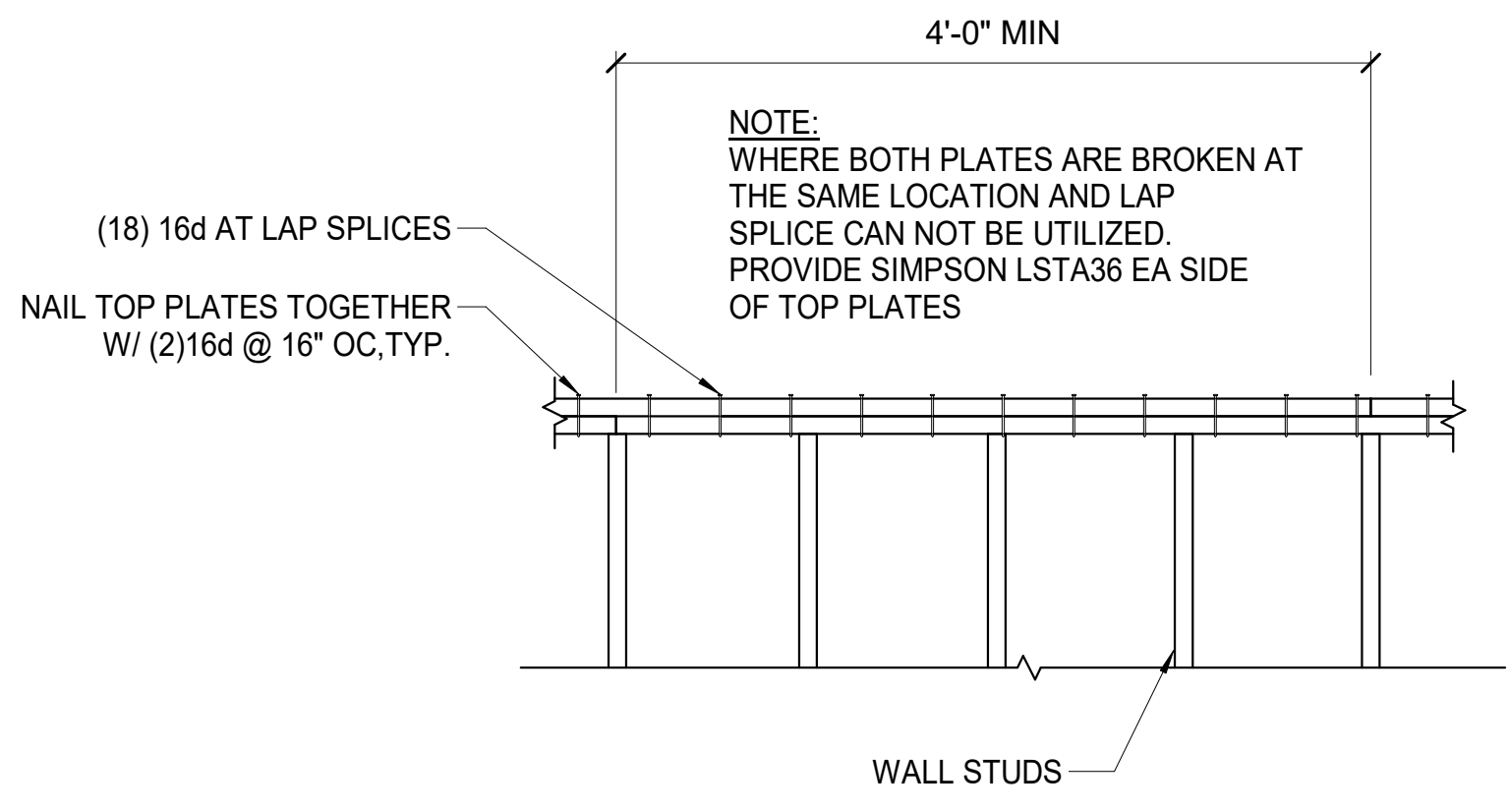
HEADER SCHEDULE				
MARK	SIZE	TRIMMER STUDS	KING STUDS	NOTES
H1	4x12	(2) 2x6	(2) 2x6	
NOTE: ALL HEADERS ARE LOCATED AT THE TOP OF OPENING.				



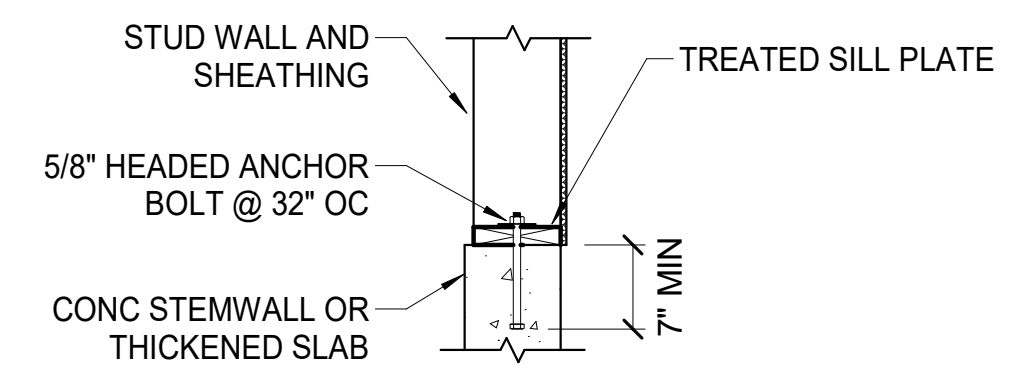
**2 TYPICAL HEADER DETAIL**  
3/4" = 1'-0"



**4 TYPICAL TIMBER POST CAP DETAIL**  
3/4" = 1'-0"



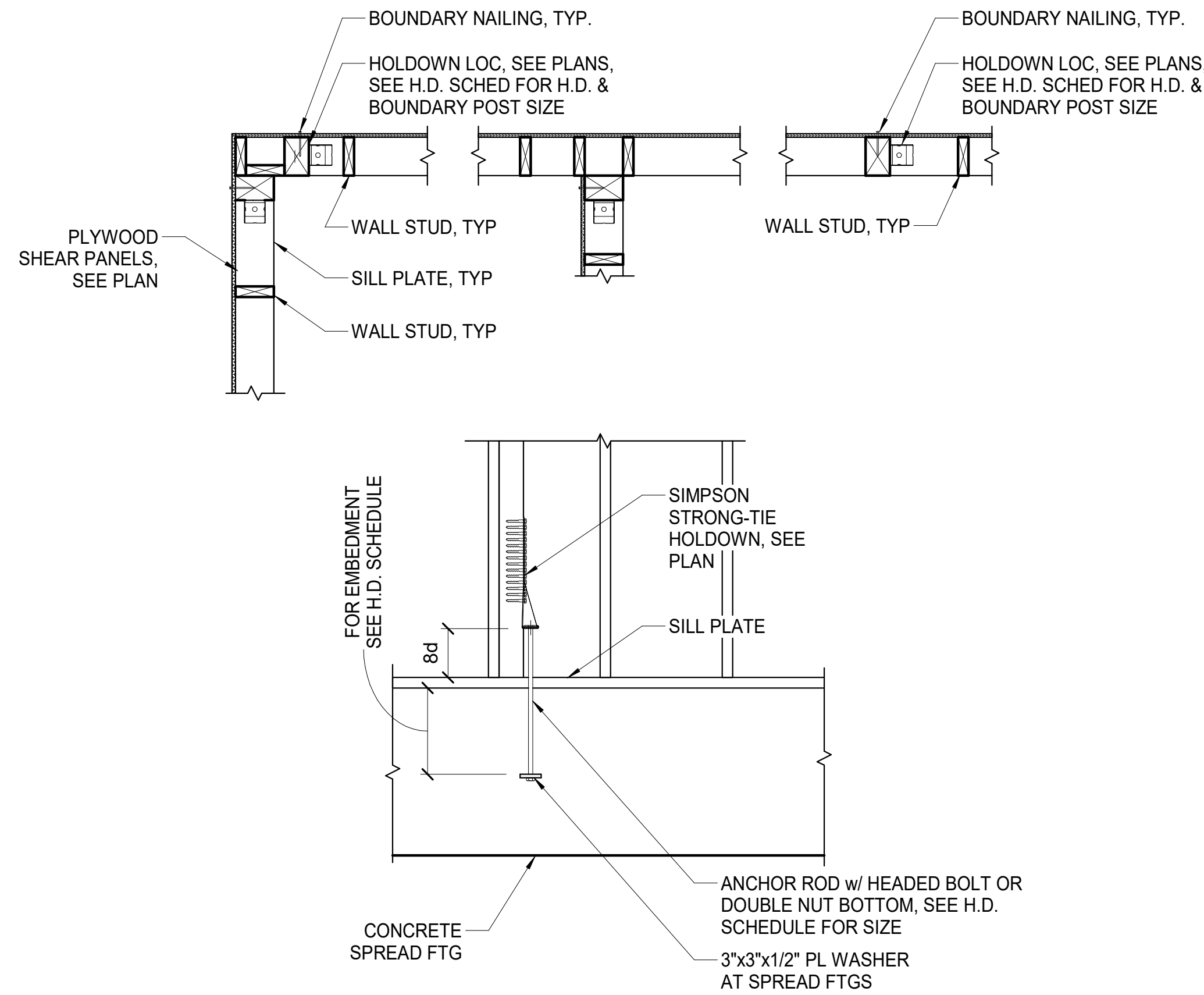
**1 TYPICAL TOP PLATE SPLICE**  
3/4" = 1'-0"



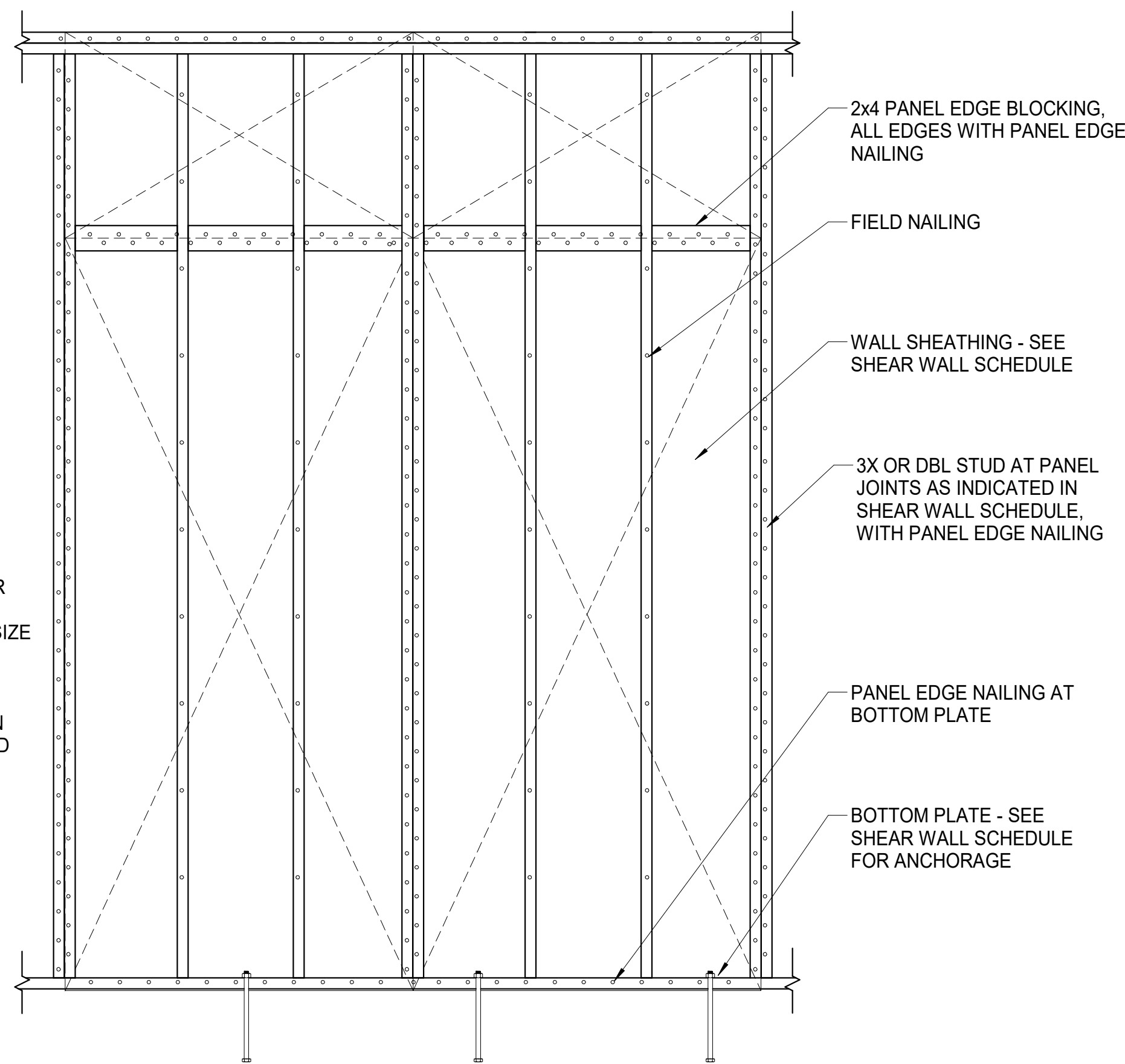
- NOTE:
1. ANCHOR SIZE AND SPACING AND SILL PLATE SIZE SPECIFIED THIS DETAIL FOR ALL NON-SHEAR STRUCTURAL BEARING WALLS. SIZE AND SPACING FOR SHEAR WALLS CAN BE FOUND IN THE SHEAR WALL SCHEDULE.
  2. ALL ANCHORS SHALL BE HOT-DIPPED GALVANIZED ASTM A307 BOLTS OR THREADED RODS.
  3. ALL ANCHORS SHALL HAVE A GALV STD WASHER BETWEEN SILL PLATE AND NUT.
  4. ALL ANCHORS SHALL BE PLACED A MINIMUM OF 3" AWAY FROM EDGE OF CONC AND LOCATED NO CLOSER THAN 6" FROM END OF WALL.

**3 TYP SILL PL ANCHOR - NON SHEAR WALL**  
3/4" = 1'-0"

THIS SHEET IS FULL SIZE AT 34"x22"  
1" ACTUAL



**1** TYPICAL HOLDOWN DETAIL AT FOUNDATION  
3/4" = 1'-0"



- NOTES:
- PANELS ARE SHOWN VERTICAL, BUT MAY BE PLACED HORIZONTAL.
  - MIN. EDGE DISTANCE FOR NAILS SHALL BE 3/8".
  - MIN. SHEATHING SHEET SIZE SHALL BE 2'-0"x4'-0".
  - NAILS SHALL NOT BE OVERDRIVEN.
  - NAILS SHALL BE COMMON WIRE TYPE OR APPROVED EQUAL.

**2** SHEAR WALL NAILING DETAIL  
3/4" = 1'-0"

MARK	WOOD PANELS		NAIL SIZE	NAIL SPACING		PANEL JOINT STUDS	PLATE ATTACHMENT					SILL OR BOTTOM PLATE ATTACHMENT						
	APA Grade	Thick.		Span rating	Edges		Field	Fastener	Detail	Dia.	Spacing	Embed.	Fastener	Detail	Dia.	Spacing	Embed.	Washer
	6	Sheathing		19/32"	32/16		10d	6"	12"	2x	10D NAIL	STAGGER	.148	4"	2"	Anchor Rod	-	3/4"
4	Sheathing	19/32"	32/16	10d	4"	12"	2x	10D NAIL	STAGGER	.148	4"	2"	Anchor Rod	-	3/4"	16"	8"	DETAIL 6
3	Sheathing	19/32"	32/16	10d	3"	12"	3x	NA	-	-	-	-	Anchor Rod	-	3/4"	8"	8"	DETAIL 6

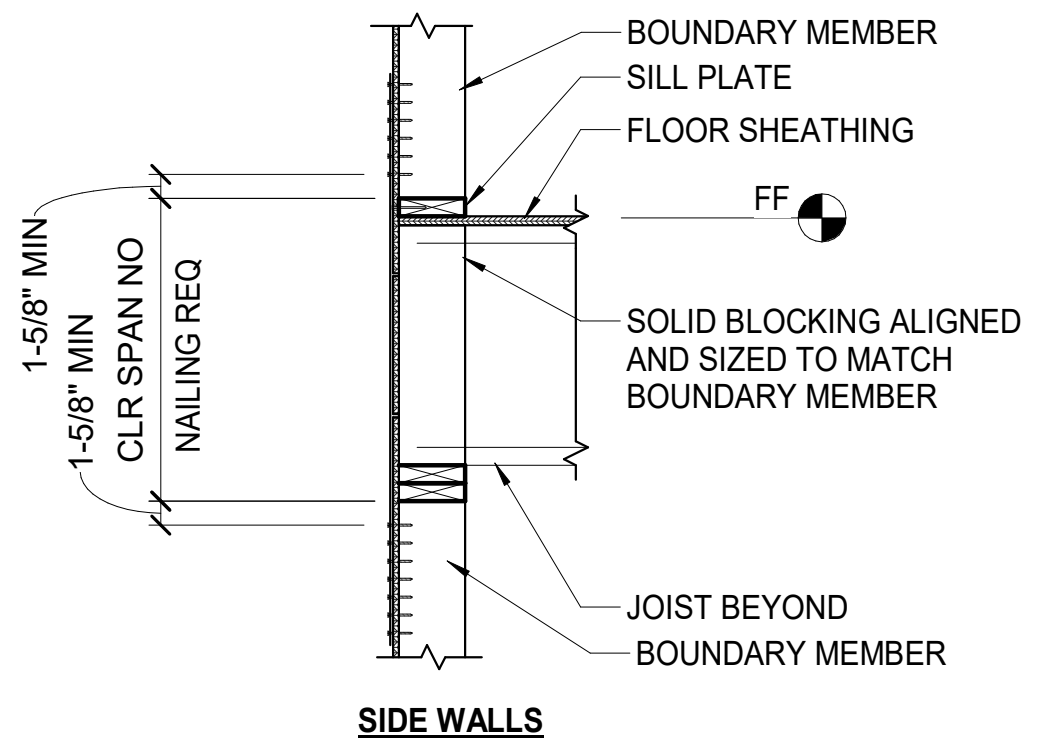
- NOTES:
- WOOD STRUCTURAL PANELS SHALL CONFORM TO THE REQUIREMENTS FOR ITS TYPE IN DOC PS1 OR PS2.
  - APPLY SHEATHING TO THE SIDE OF WALL INDICATED BY THE SYMBOL. PANELS MAY BE INSTALLED HORIZONTALLY OR VERTICALLY. DOUBLE SHEATHED WALLS SHALL HAVE PANELS APPLIED TO BOTH FACES.
  - ALL PANEL EDGES SHALL BE LOCATED ON STUDS, BLOCKING LAID FLAT, PLATES OR RIM JOISTS. WHERE SHEATHING IS APPLIED TO BOTH FACES OF WALL, OFFSET PANEL EDGES TO FALL ON DIFFERENT STUDS.
  - STAGGER PANEL EDGE NAILING AT PANEL JOINTS.
  - ANCHOR RODS SHALL BE HOT-DIPPED GALVANIZED ASTM A307 HEADED BOLTS. FIRST AND LAST ANCHORS SHALL BE LOCATED 6" FROM END OF EACH WALL SEGMENT OR END WALL HOLDOWN.
  - SEE TYPICAL PLATE WASHER DETAIL FOR SILL PLATE ANCHOR INSTALL AND LOCATION REQUIREMENTS.
  - SEE HOLDOWN SCHEDULE FOR HOLDOWNS AND BOUNDARY POST SIZES.
  - IN LIEU OF 3X PANEL EDGE STUDS, DBL 2x STUDS MAY BE USED. FASTEN DBL STUDS TOGETHER WITH 16d FACE NAILS STAGGERED @ 6" OC
  - ANCHOR ROD EMBEDMENT IS THE DISTANCE FROM TOP OF CONCRETE TO TOP OF NUT OR BOLT HEAD.

AREA DESCRIPTION	SHEATHING		NAIL SIZE	NAIL SPACING			NOMINAL THICKNESS OF FRAMING MEMBERS	PANEL EDGE BLOCKING	
	APA Grade	Thick.		Span Rating	Edges (2,3)	Boundary			Field
	ROOF	Sheathing		19/32"	48/24	10d			6"
MEZZ	Sheathing	23/32"	24/16	10d	6"	6"	12"	2x	NONE

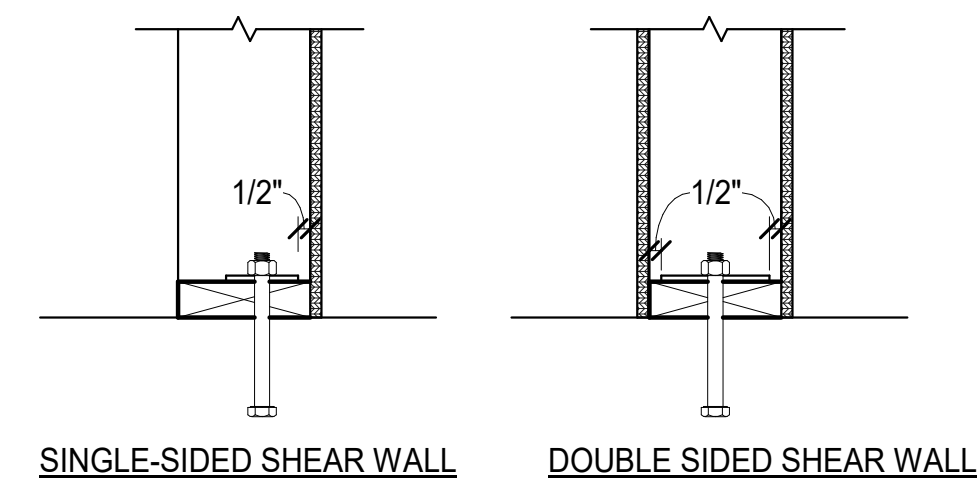
- NOTES:
- APPLY SHEATHING PERPENDICULAR TO FRAMING MEMBERS UNLESS NOTED OTHERWISE.
  - LOCATE PANEL ENDS OVER FRAMING MEMBERS AND STAGGER LOCATION OF ENDS JOINTS BY A MINIMUM OF 2'-0" UNLESS SHOWN OTHERWISE.
  - SEE SCHEDULE FOR PANEL EDGE BLOCKING REQUIREMENTS.
  - STAGGER PANEL EDGE NAILING AT BLOCKED JOINTS.
  - NAILS SHALL BE LOCATED AT LEAST 3/8" FROM THE EDGES OF PANELS. HEADS OF NAILS SHALL BE DRIVEN FLUSH WITH THE SURFACE.
  - PANELS SHALL NOT BE LESS THAN 4' x 8' EXCEPT AT BOUNDARIES AND CHANGES IN FRAMING WHERE ALL EDGES ARE SUPPORTED BY AND FASTENED TO FRAMING MEMBERS OR BLOCKING.

MARK	HOLDOWN	ANCHOR ROD		BOUNDARY POST SIZE	COMMENTS
		Diam.	Embed.		
CS14	CMSTC14	NA	NA	(2) 2x6	SEE 3 / S1.32
HD8	SIMPSON HDU-8	7/8"	18"	(2) 2x6	
HD11	SIMPSON HDU-11	1"	20"	4x6	

- NOTES:
- HOLDOWNS ARE SIMPSON STRONG-TIE OR EQUAL.
  - ANCHOR RODS SHALL BE GALVANIZED ASTM F1554 GRADE 36 HEADED BOLTS OR ASTM A36 THREADED ROD WITH DBL NUT AT BOTTOM.
  - ROD COUPLERS WITH 125% STRENGTH OF THE ROD MAY BE USED TO EXTEND RODS.

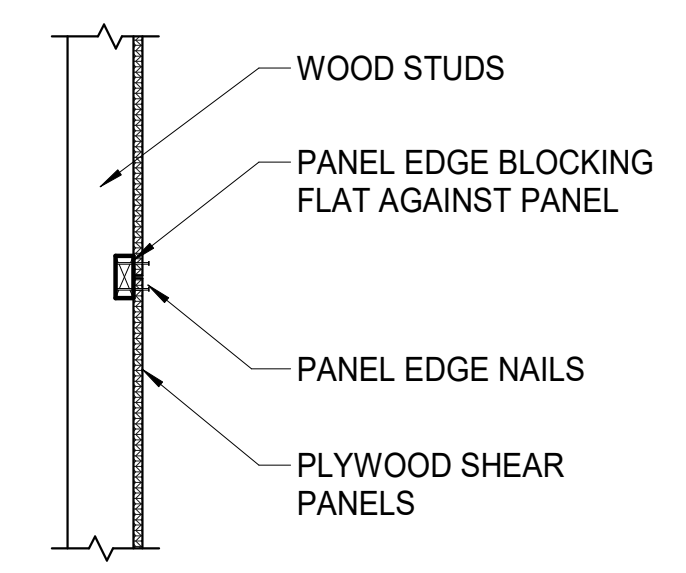


**3** TYP HD STRAP DETAIL (EXT WALLS)  
3/4" = 1'-0"



**4** TYP SILL PL ANCHOR - SHEAR WALLS  
1 1/2" = 1'-0"

NOTE: 0.229"x3"x3" MIN SIZE PLATE WASHER TO BE USED FOR EACH SILL PLATE ATTACHMENT BOLT. PLATE WASHER MUST BE WITHIN 1/2" OF SHEATHING FACE. SLOTTED HOLE IN PLATE WASHER PER AWC MAY BE USED PROVIDED A STD CUT WASHER BE PLACED BETWEEN PLATE WASHER AND NUT.



**5** PANEL EDGE BLOCKING  
3/4" = 1'-0"

PRELIMINARY  
NOT FOR CONSTRUCTION

**PROHDE ARCHITECTS**  
Architecture Planning Design/Build  
11925 Old Glenn Hwy., Suite 201, Eagle River, AK 99577  
ph. (907) 696-2960  
AProhde@prohdearchitects.com Corp. Auth. #AEC769

**CHUGACH TRAINING BUILDING**  
9312 VANGAURD DRIVE  
ANCHORAGE, ALASKA 99507

JOB NO.	231079
DATE	11.10.2023
DRAWN	EJS
REVIEWED	DNB

SHEET TITLE:  
WOOD PANEL SHEAR WALL SCHEDULES AND TYPICAL DETAILS

SHEET NO.  
**S1.32**

95% SUBMITTAL  
IF THIS SHEET IS LESS THAN: 22"x34" IT IS A REDUCED PRINT  
- DO NOT SCALE DIMENSIONS FROM BLUEPRINTS -

11/8/2023 11:15:21 AM C:\Users\elizabeth\Documents\231079 Chugach School District Training Facilities v24\_EswanMGRWMS.rvt

THIS SHEET IS FULL SIZE AT 34"x22"

11/8/2023 11:15:21 AM C:\Users\elizabeth\Documents\231079 Chugach School District Training Facilities v24\_EswanMGRWS.vt



**1 FOUNDATION PLAN**  
1/4" = 1'-0"

**FOUNDATION SHEET NOTES**

1. REFERENCE ELEVATION - TOP OF CONCRETE SLAB ELEVATION = EL. 0'-0". SEE CIVIL FOR ACTUAL ELEVATION.
2. UNLESS NOTED OTHERWISE, ALL STRIP FOOTINGS ON THIS SHEET ARE 3'-0" WIDE (SF3), AND TOP OF STRIP FOOTING ELEVATION = -2'-8" UNO. SEE S1.21 FOR FOOTING SCHEDULE.
3. UNLESS NOTED OTHERWISE, TOP OF SPREAD FOOTING ELEVATION = -2'-8". SEE S1.21 FOR FOOTING SCHEDULE.
4. ALL STEM WALLS ON THIS SHEET ARE 8" CAST IN PLACE CONCRETE WALLS (C8) UNLESS NOTED OTHERWISE.

**LEGEND**

- FX INDICATES FOOTING TYPE, SEE S1.21
- SFX INDICATES STRIP FOOTING TYPE, SEE S1.21

PRELIMINARY  
NOT FOR CONSTRUCTION

**AROHE ARCHITECTS**  
Design/Build  
Architecture Planning  
11925 Old Glenn Hwy., Suite 201, Eagle River, AK 99577  
ph. (907)696-2960  
ARohde@rohdearchitects.com Corp. Auth. #AECCT69

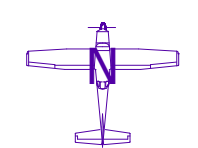
NO.	REVISION

**CHUGACH TRAINING BUILDING**  
9312 VANGAURD DRIVE  
ANCHORAGE, ALASKA 99507

JOB NO.	231079
DATE	11.10.2023
DRAWN	EJS
REVIEWED	DNB

SHEET TITLE:  
FOUNDATION PLAN

SHEET NO.  
**S2.0**

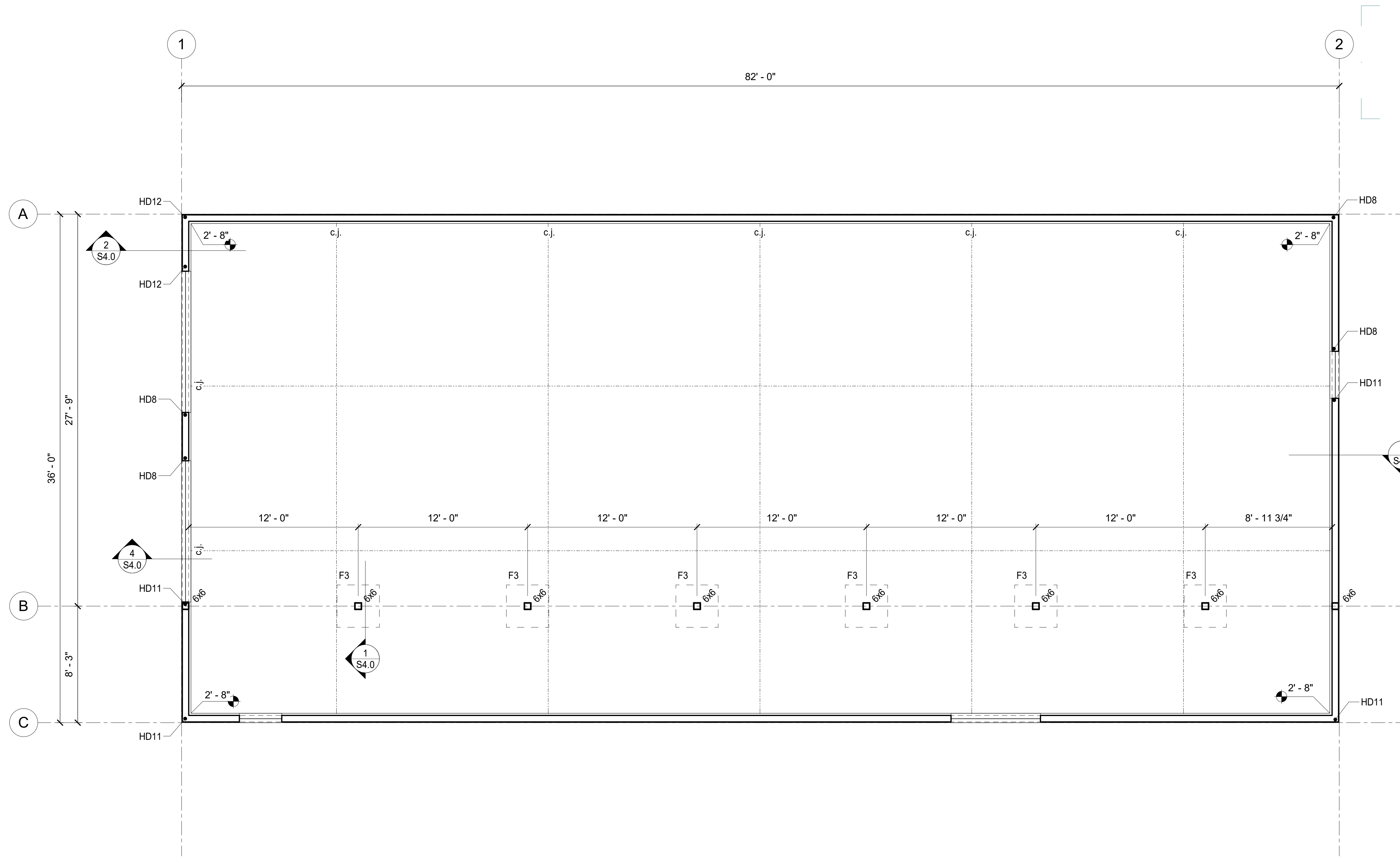


95% SUBMITTAL

IF THIS SHEET IS LESS THAN: 22"x34" IT IS A REDUCED PRINT  
- DO NOT SCALE DIMENSIONS FROM BLUEPRINTS -

THIS SHEET IS FULL SIZE AT 34"x22"

11/8/2023 11:15:22 AM C:\Users\elizabeth\Documents\231079 Chugach School District Training Facilities v24\_EswanMGRWS.rvt



**1** FIRST FLOOR PLAN  
1/4" = 1'-0"

**SLAB PLAN SHEET NOTES**

1. REFERENCE ELEVATION - TOP OF CONCRETE SLAB ELEVATION = EL. 0'-0".
2. INSTALL CONTROL / CONSTRUCTION JOINTS AS SHOWN.
3. UNLESS NOTED OTHERWISE, TOP OF SPREAD FOOTING ELEVATION = 0'-0". SEE S1.21 FOR FOOTING SCHEDULE.

**LEGEND**

- c.j. INDICATES CONTROL JOINT, SEE S1.21
- FX INDICATES FOOTING TYPE, SEE S1.21
- X INDICATES WALL TYPE
- INDICATES TOP OF WALL ELEVATION
- HDX INDICATES HD, SEE S1.42

PRELIMINARY  
NOT FOR CONSTRUCTION

**AROIDE ARCHITECTS**  
Design/Build  
Architecture Planning  
11925 Old Glenn Hwy., Suite 201, Eagle River, AK 99577  
ph. (907) 696-2960  
ARohde@arohidearchitects.com Corp. Auth. #AEC769

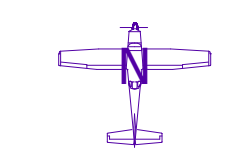
NO.	REVISION

**CHUGACH TRAINING BUILDING**  
9312 VANGAURD DRIVE  
ANCHORAGE, ALASKA 99507

JOB NO.	231079
DATE	11.10.2023
DRAWN	EJS
REVIEWED	DNB

SHEET TITLE:  
SLAB PLAN

SHEET NO.  
**S2.1**

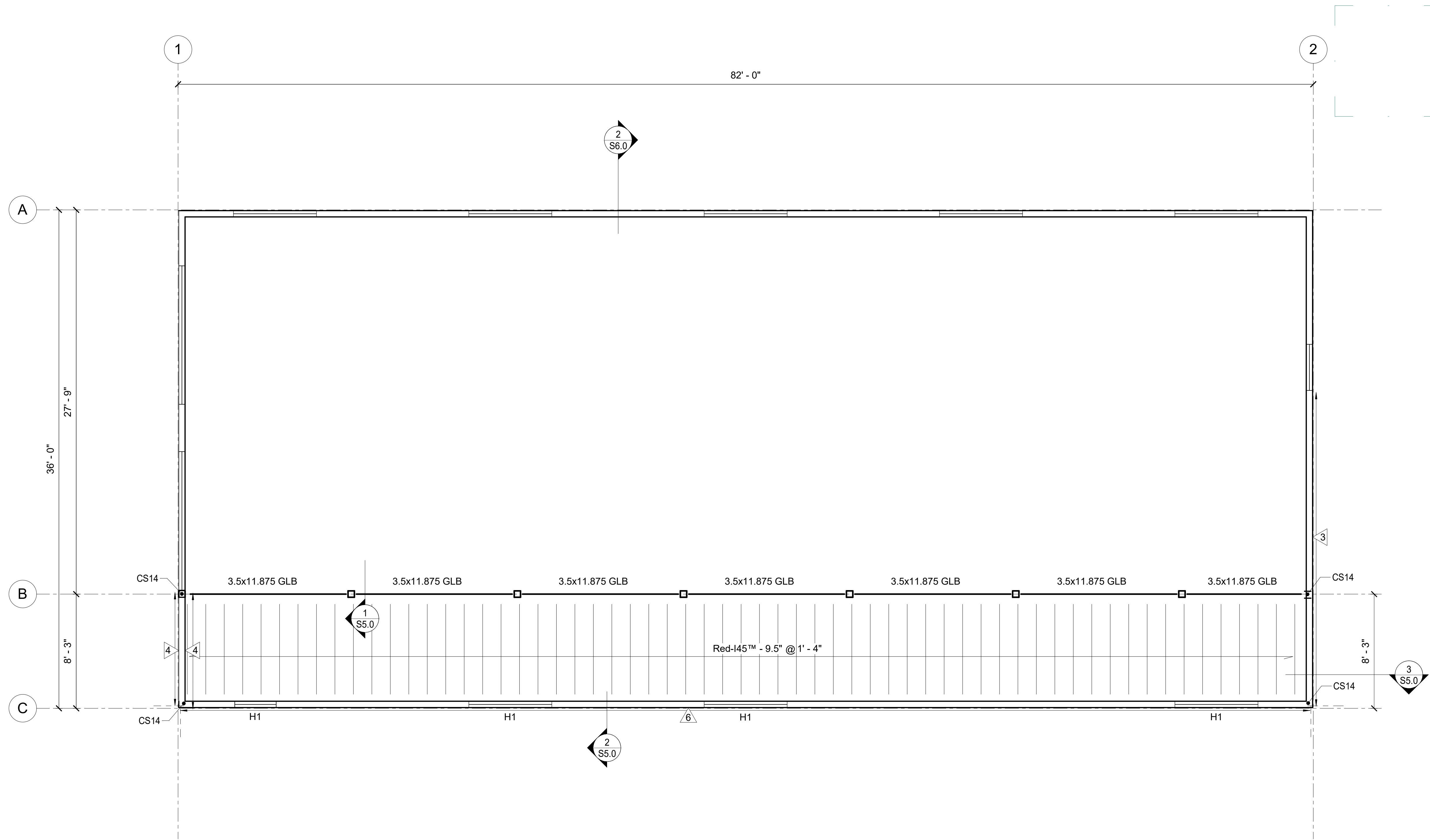


95% SUBMITTAL

IF THIS SHEET IS LESS THAN: 22"x34" IT IS A REDUCED PRINT  
- DO NOT SCALE DIMENSIONS FROM BLUEPRINTS -

THIS SHEET IS FULL SIZE AT 34"x22"

11/8/2023 11:15:22 AM C:\Users\elizabeth\Documents\231079 Chugach School District Training Facilities v24\_EswanMGRWS.rvt



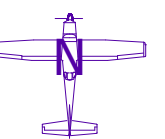
**1 MEZZANINE PLAN**  
1/4" = 1'-0"

**SHEET NOTES**

- FLOOR SHEATHING IS 3/4" T&G PLYWOOD. ORIENT PANELS PERPENDICULAR TO FRAMING MEMBERS. SEE DIAPHRAGM SCHEDULE FOR BLOCKING AND NAILING REQUIREMENTS AT PANEL JOINTS.
- SEE SECTIONS FOR FLOOR ELEVATIONS.
- ALL I-JOIST ARE REDBUILT SERIES 45 OOR APPROVED EQUIV.
- ALL WOOD WALLS ON THIS SHEET ARE 2x6 (W6) UNLESS NOTED OTHERWISE
- ALL CMU WALLS ON THIS SHEET ARE 8" FULLY GROUTED CMU (M8) UNLESS NOTED OTHERWISE
- UNLESS NOTED OTHERWISE TOP OF ALL CMU STEM WALLS IS 2' - 8" UNLESS NOTED OTHERWISE

**LEGEND**

- HDX INDICATES HD, SEE S1.42
- △ INDICATES SHEAR WALL, SEE S1.42
- HX INDICATES HEADER, SEE S1.41



95% SUBMITTAL

IF THIS SHEET IS LESS THAN: 22"x34" IT IS A REDUCED PRINT  
- DO NOT SCALE DIMENSIONS FROM BLUEPRINTS -

PRELIMINARY  
NOT FOR CONSTRUCTION

**AROIDE ARCHITECTS**  
Design/Build  
Architecture Planning  
11925 Old Glenn Hwy., Suite 201, Eagle River, AK 99577  
ph. (907) 696-2960  
ARohde@arohidearchitects.com Corp. Auth. #AEC769

NO.	REVISION

**CHUGACH TRAINING BUILDING**  
9312 VANGAURD DRIVE  
ANCHORAGE, ALASKA 99507

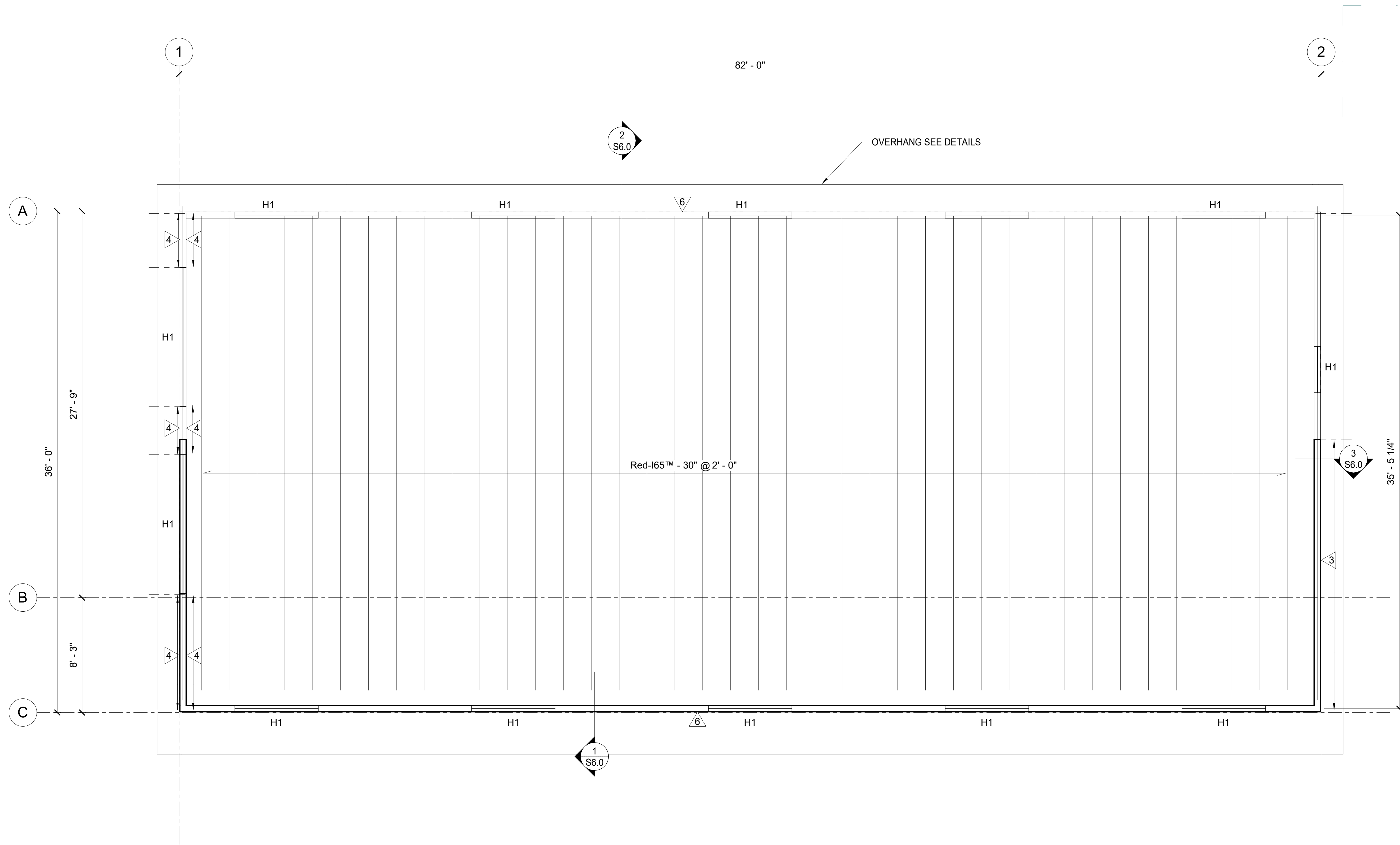
JOB NO.	231079
DATE	11.10.2023
DRAWN	EJS
REVIEWED	DNB

SHEET TITLE:  
MEZZANINE FRAMING PLAN

SHEET NO.  
**S2.2**

THIS SHEET IS FULL SIZE AT 34"x22"

11/8/2023 11:15:22 AM C:\Users\elizabeth\Documents\331079 Chugach School District Training Facilities v24\_EswanMGRWS.rvt



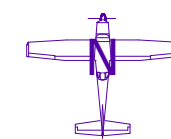
**1 ROOF PLAN**  
1/4" = 1'-0"

**SHEET NOTES**

1. ROOF SHEATHING IS 3/4" PLYWOOD. ORIENT PANELS PERPENDICULAR TO FRAMING MEMBERS. SEE DIAPHRAGM SCHEDULE FOR BLOCKING AND NAILING REQUIREMENTS AT PANEL JOINTS.
2. SEE SECTIONS FOR ROOF ELEVATIONS.
3. ALL I-JOIST ARE REDBUILT SERIES 65 OR APPROVED EQUIV.

**LEGEND**

- INDICATES SHEAR WALL, SEE S1.42
- HX INDICATES HEADER, SEE S1.41



95% SUBMITTAL

IF THIS SHEET IS LESS THAN: 22"x34" IT IS A REDUCED PRINT  
- DO NOT SCALE DIMENSIONS FROM BLUEPRINTS -

PRELIMINARY  
NOT FOR CONSTRUCTION

**AROIDE ARCHITECTS**  
Architecture Planning Design/Build  
11925 Old Glenn Hwy., Suite 201, Eagle River, AK 99577  
ph. (907) 696-2960  
ARoide@aroidearchitects.com Corp. Auth. #AEC769

NO.	REVISION

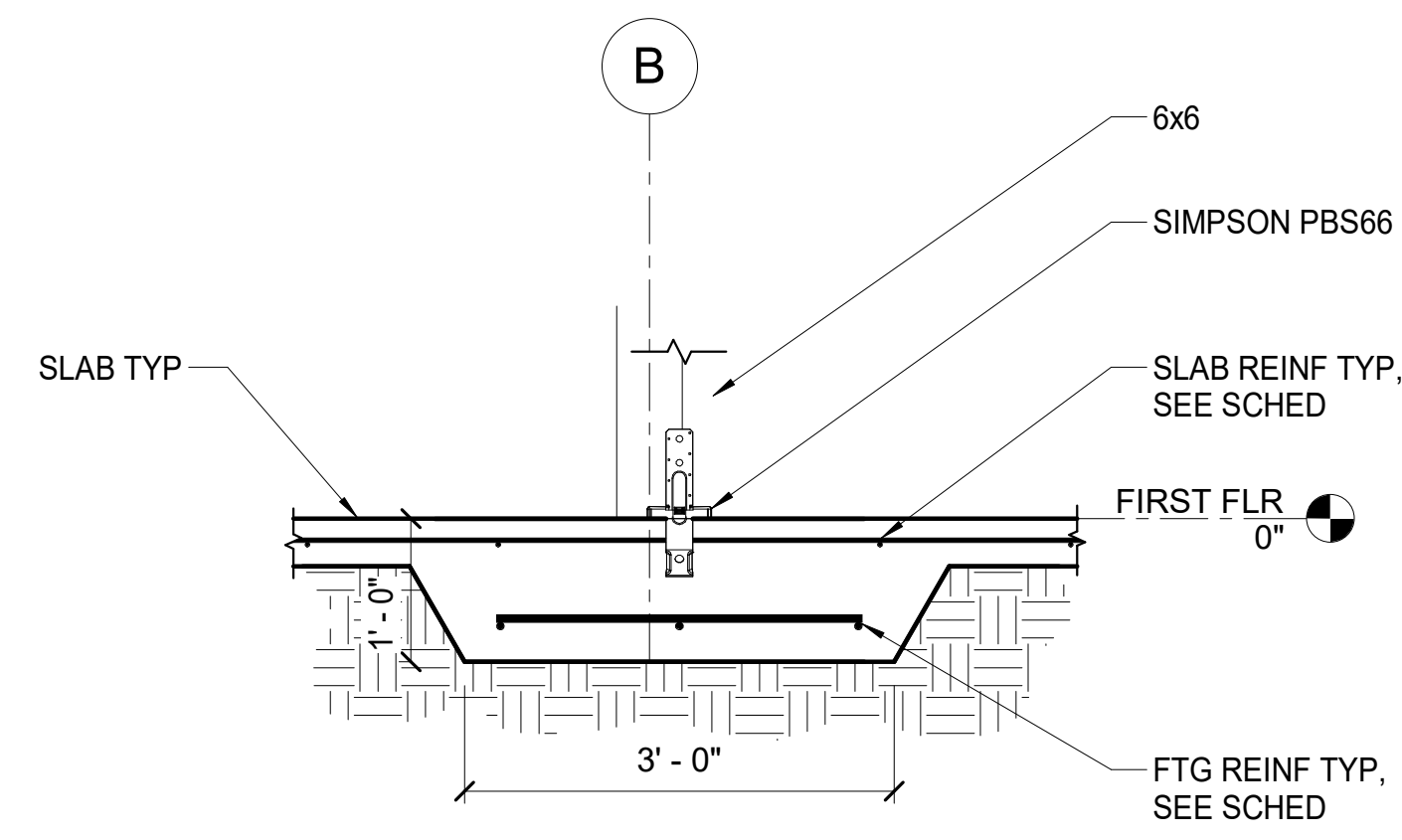
**CHUGACH TRAINING BUILDING**  
9312 VANGAURD DRIVE  
ANCHORAGE, ALASKA 99507

JOB NO.	231079
DATE	11.10.2023
DRAWN	EJS
REVIEWED	DNB

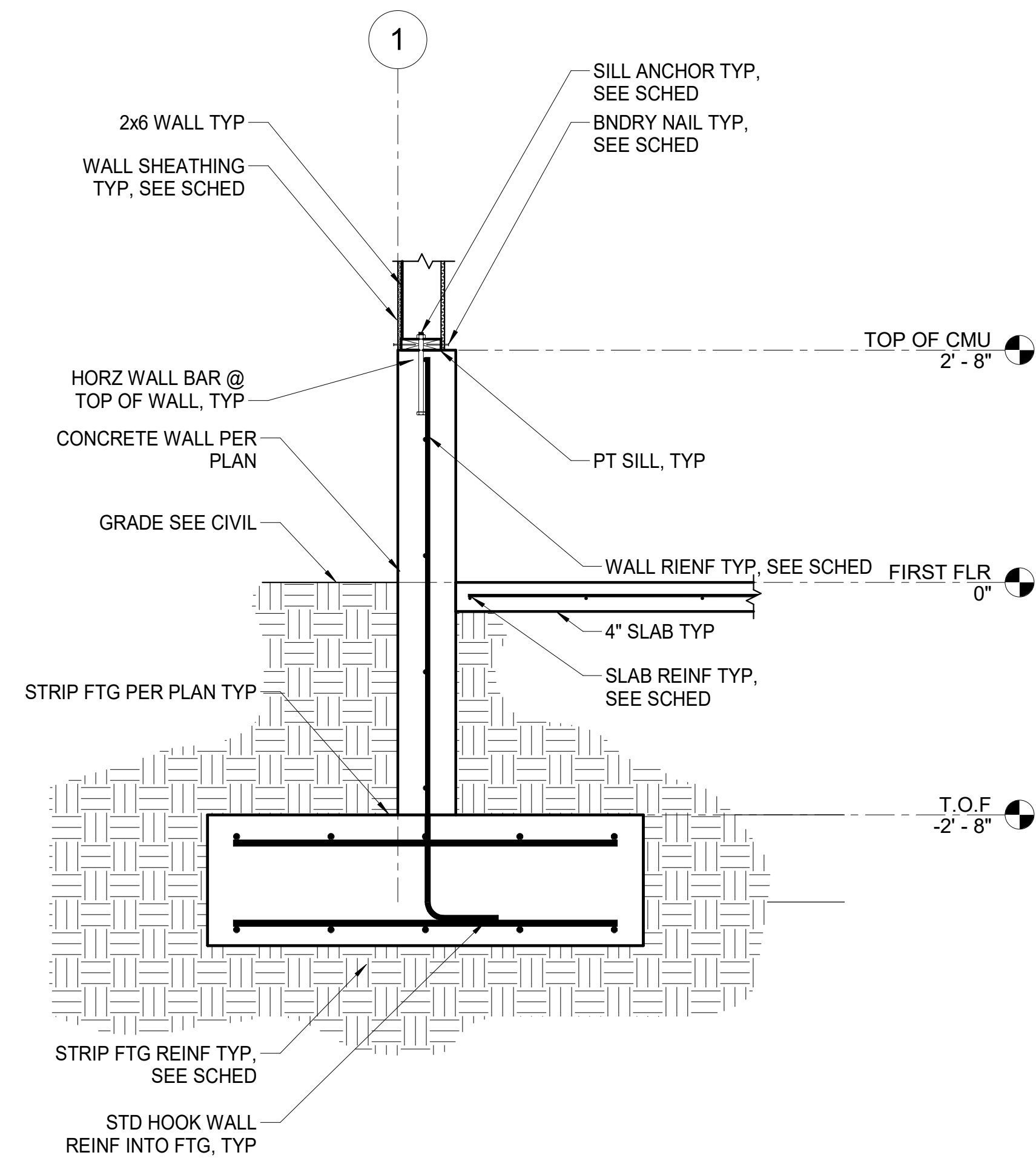
SHEET TITLE:  
ROOF FRAMING PLAN

SHEET NO.  
**S2.3**

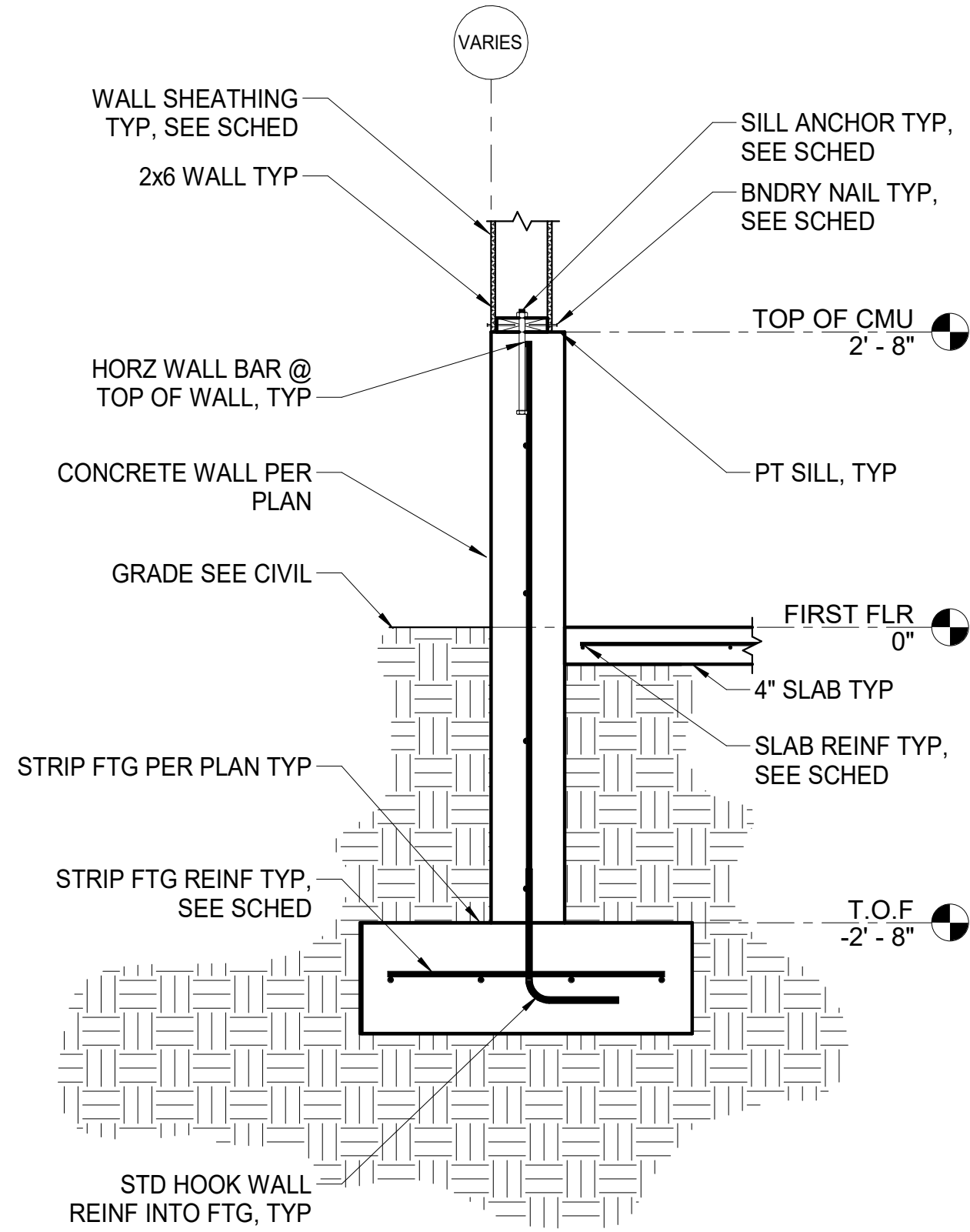
THIS SHEET IS FULL SIZE AT 34"x22"  
1" ACTUAL



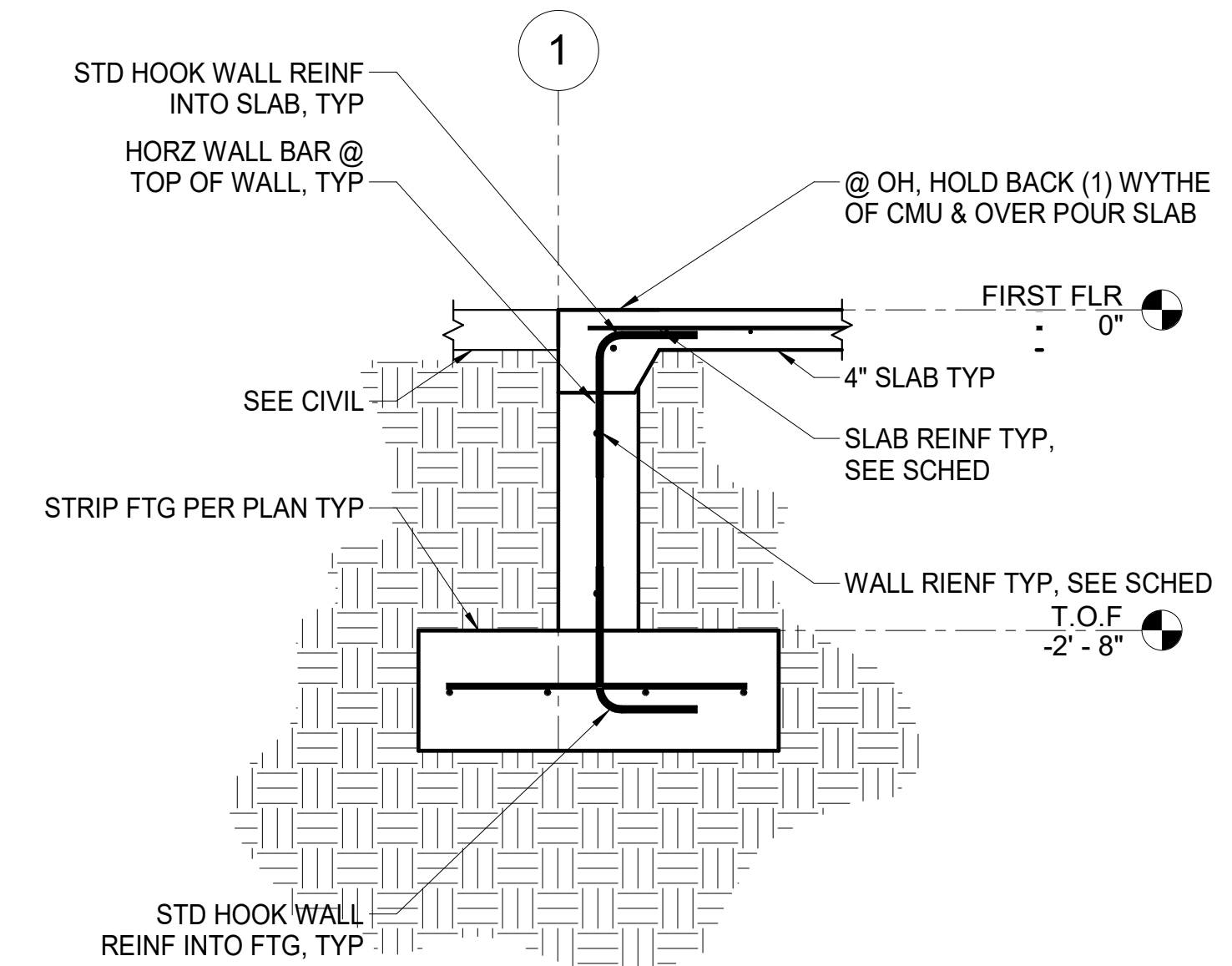
**1** DETAILS  
3/4" = 1'-0"



**2** DETAILS  
3/4" = 1'-0"



**3** DETAILS  
3/4" = 1'-0"



**4** DETAILS  
3/4" = 1'-0"

PRELIMINARY  
NOT FOR CONSTRUCTION

**PROHDE ARCHITECTS**  
Design/Build  
Architecture Planning  
11925 Old Glenn Hwy., Suite 201, Eagle River, AK 99577  
ph. (907) 696-2960  
ARohde@prohdearchitects.com Corp. Auth. #AEC769

**CHUGACH TRAINING BUILDING**  
9312 VANGAURD DRIVE  
ANCHORAGE, ALASKA 99507

JOB NO.	231079
DATE	11.10.2023
DRAWN	EJS
REVIEWED	DNB

SHEET TITLE:  
FOUNDATION DETAILS

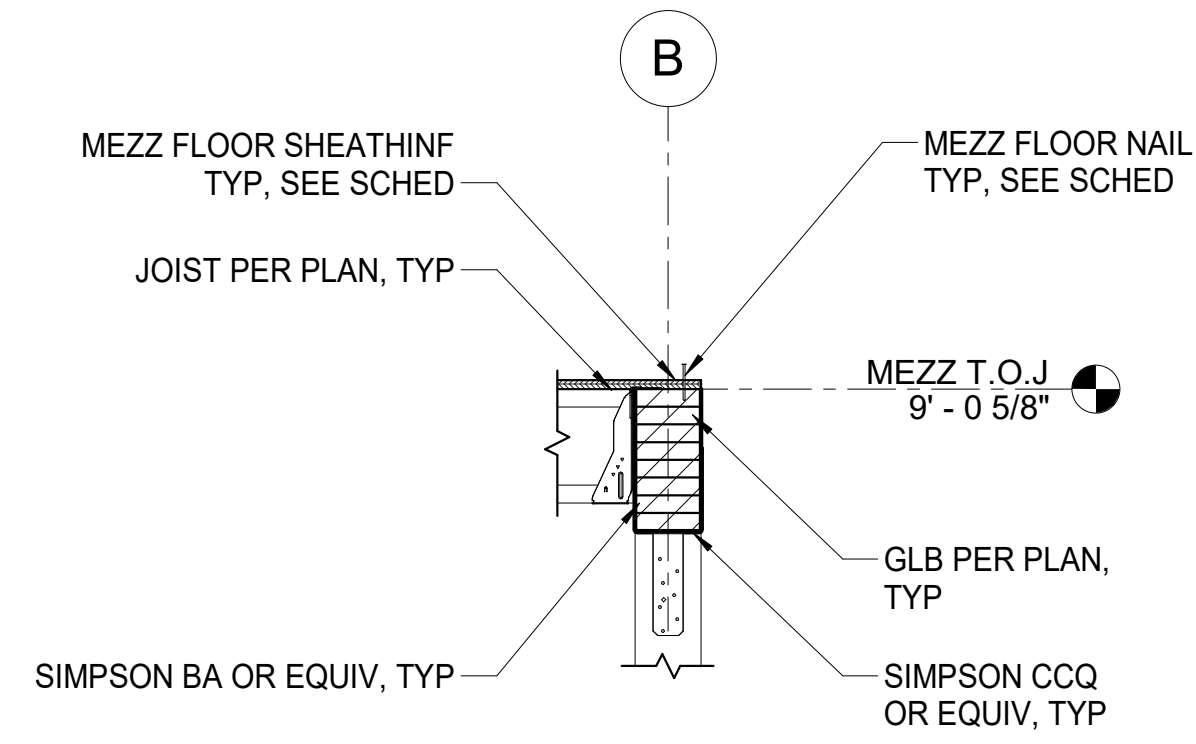
SHEET NO.  
**S4.0**

95% SUBMITTAL

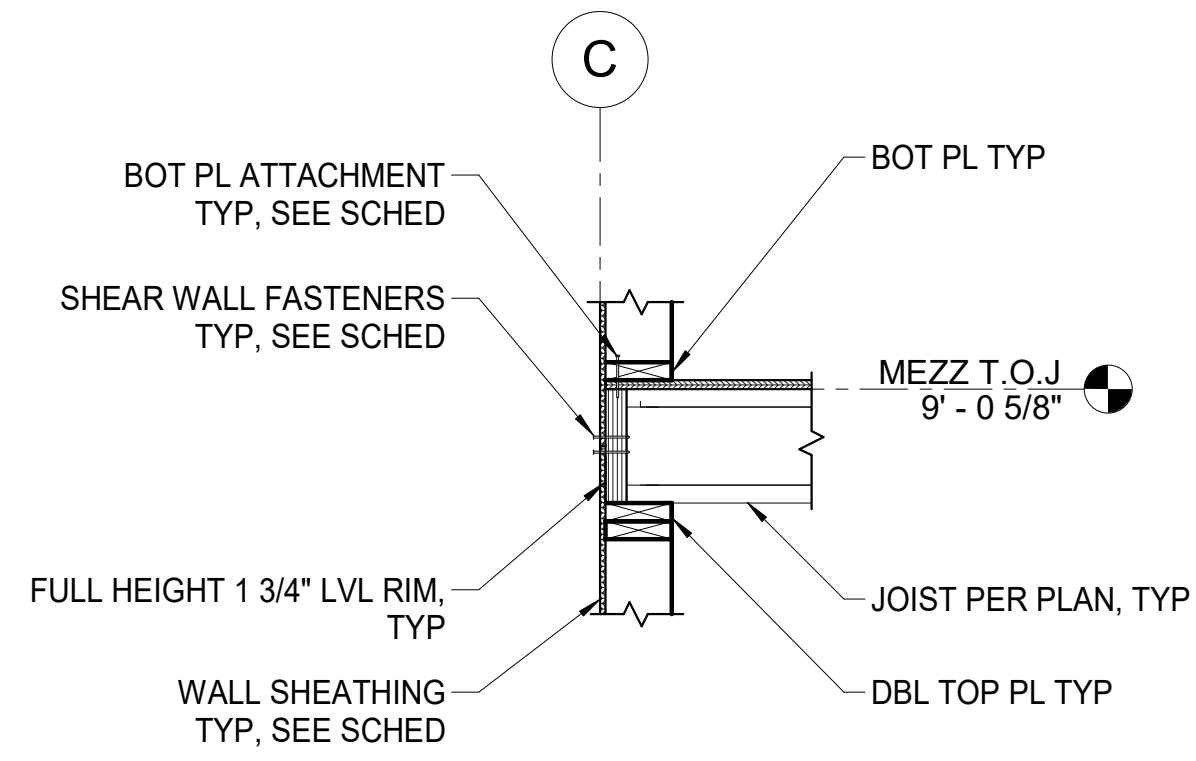
IF THIS SHEET IS LESS THAN: 22"x34" IT IS A REDUCED PRINT  
- DO NOT SCALE DIMENSIONS FROM BLUEPRINTS -

11/8/2023 11:15:23 AM C:\Users\elizabeth\Documents\231079 Chugach School District Training Facilities v24\_EswanMGRMS.vt

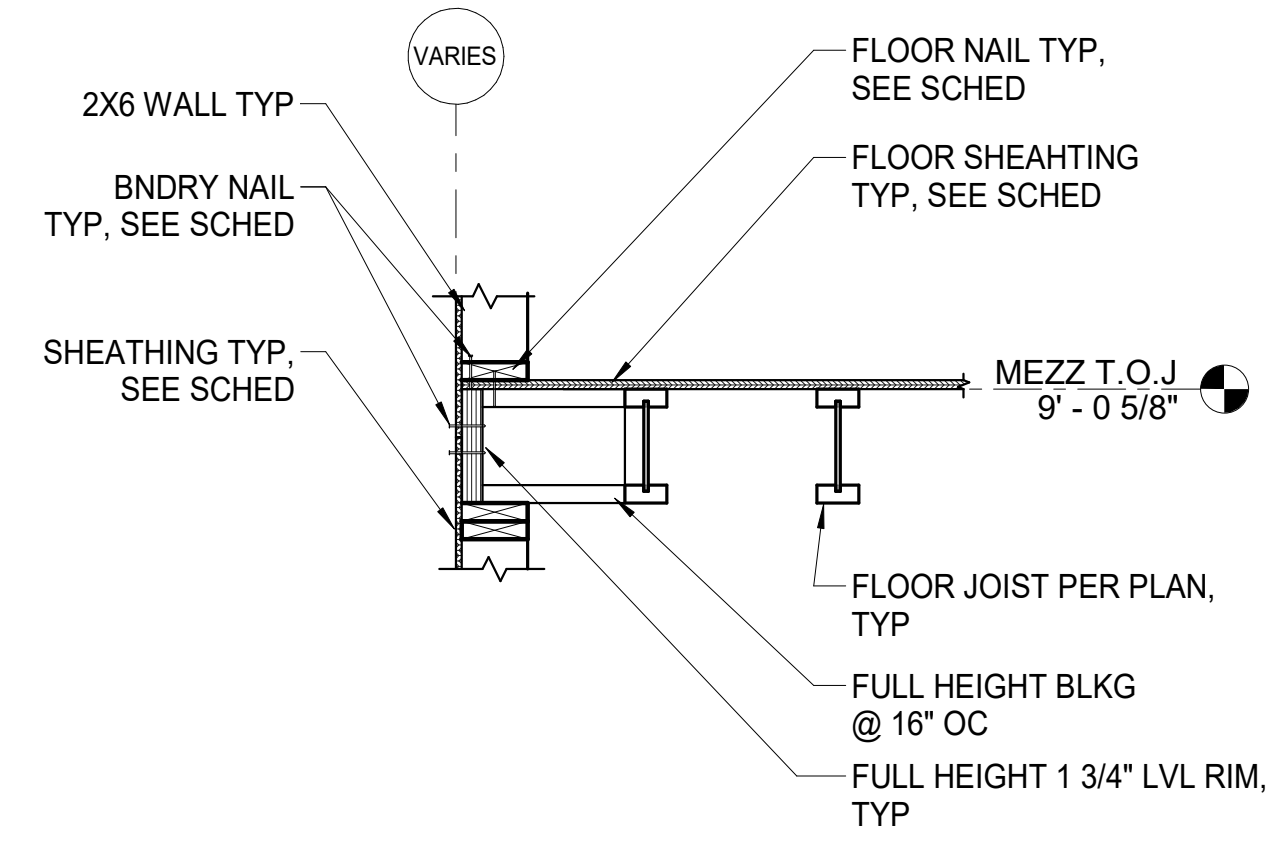
THIS SHEET IS FULL SIZE AT 34"x42"  
1" ACTUAL




1 DETAILS  
3/4" = 1'-0"



2 DETAILS  
3/4" = 1'-0"



3 DETAILS  
3/4" = 1'-0"



PRELIMINARY  
NOT FOR CONSTRUCTION

**PROHDE ARCHITECTS**  
Architecture Planning Design/Build  
11925 Old Glenn Hwy., Suite 201, Eagle River, AK 99577  
ph. (907)696-2960  
AProhde@prohdearchitects.com Corp. Auth. #AEC769

NO.	REVISION

**CHUGACH TRAINING BUILDING**  
9312 VANGAURD DRIVE  
ANCHORAGE, ALASKA 99507

JOB NO.	231079
DATE	11.10.2023
DRAWN	EJS
REVIEWED	DNB

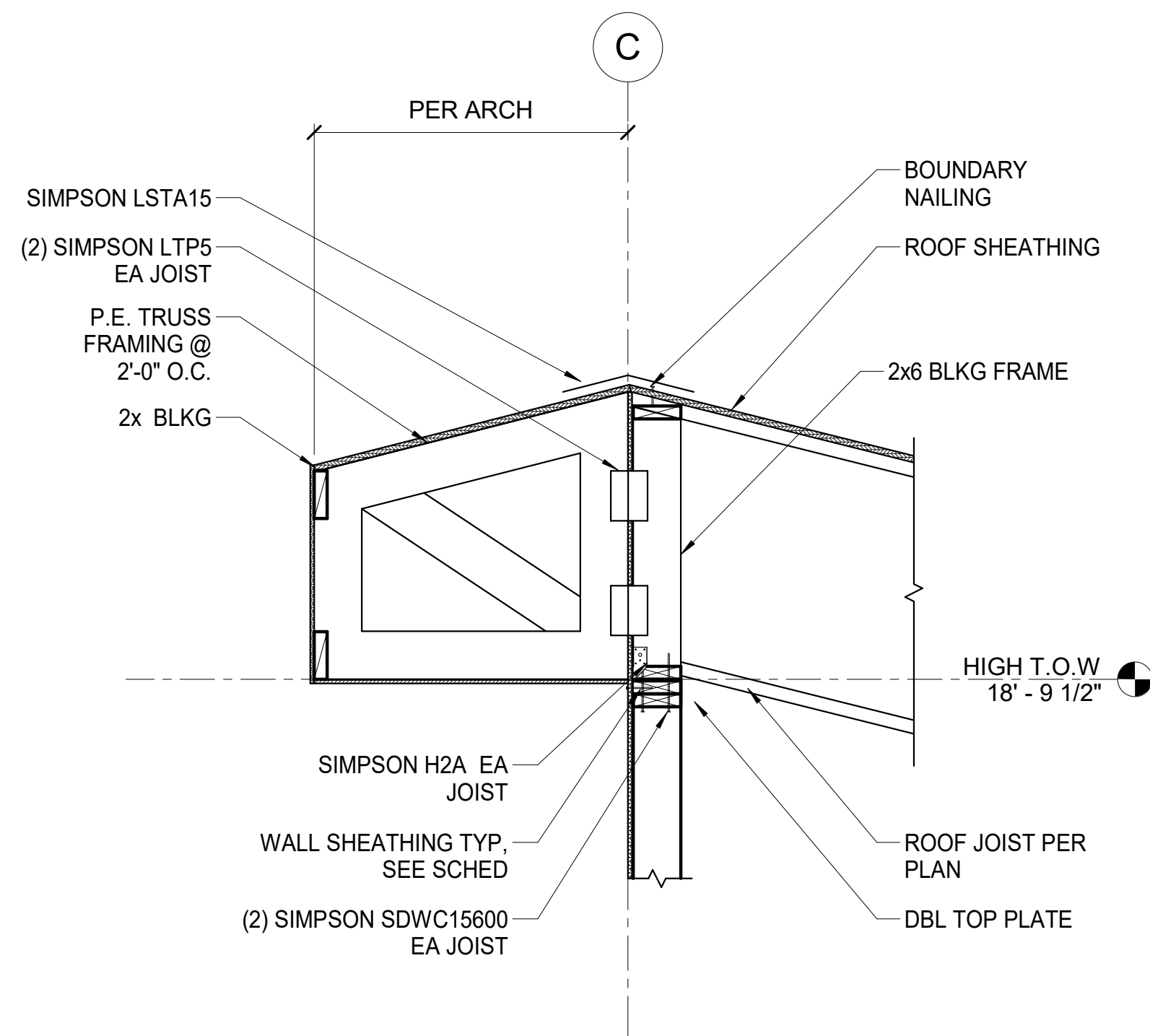
SHEET TITLE:  
FLOOR DETAILS

SHEET NO.  
**S5.0**

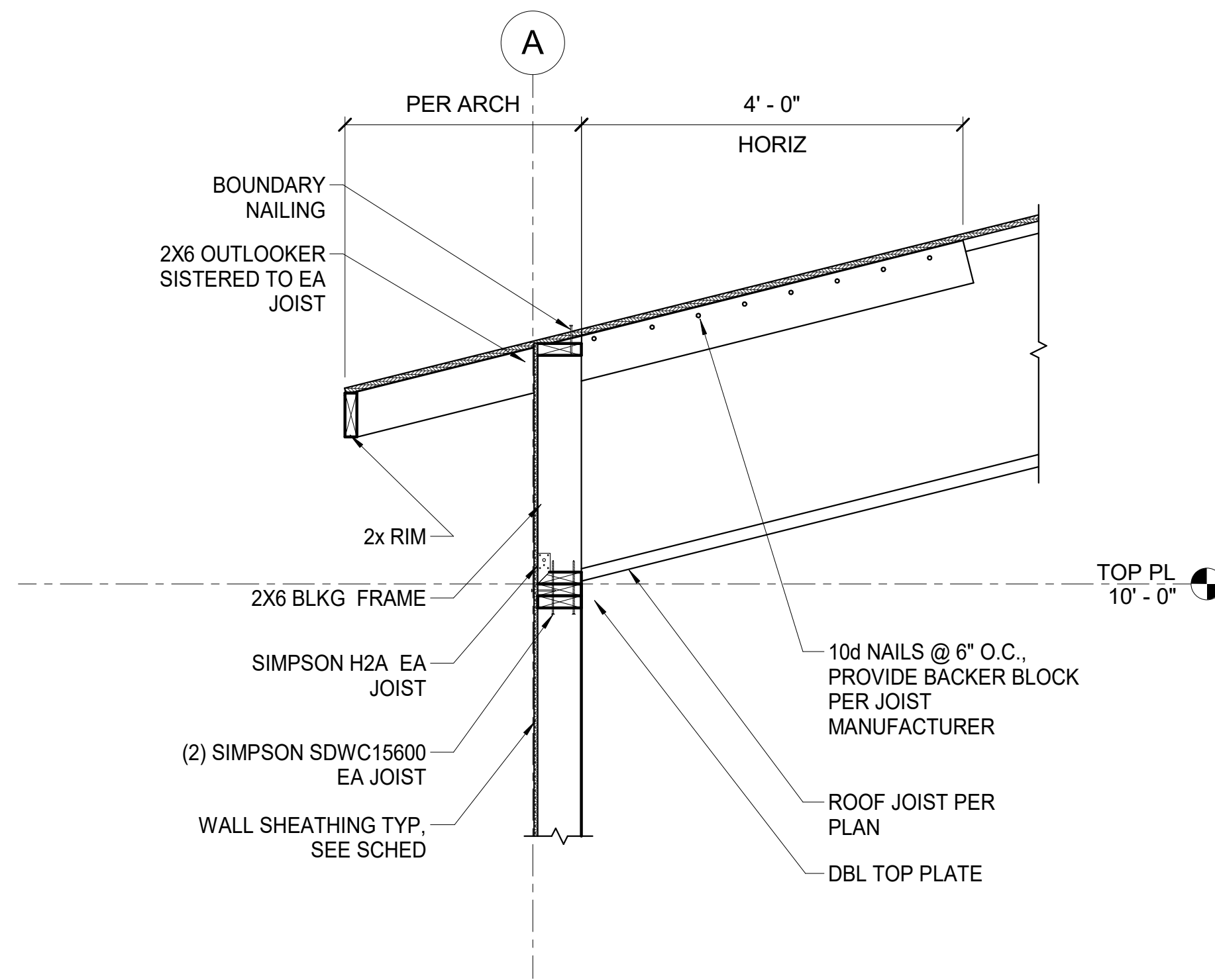
95% SUBMITTAL

IF THIS SHEET IS LESS THAN: 22"x34" IT IS A REDUCED PRINT  
- DO NOT SCALE DIMENSIONS FROM BLUEPRINTS -

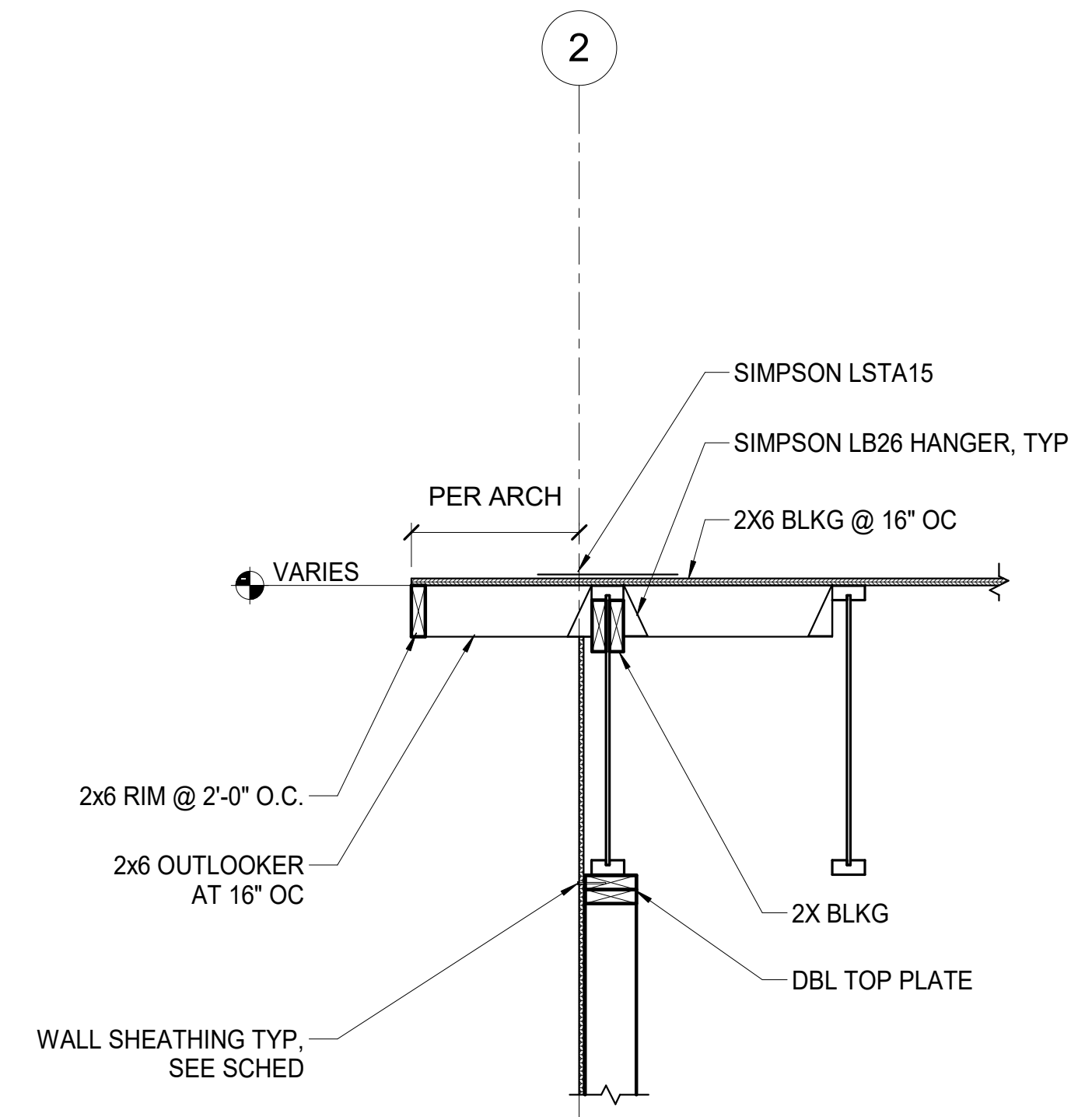
THIS SHEET IS FULL SIZE AT 34"x22"  
1" = ACTUAL



**1** DETAILS  
3/4" = 1'-0"



**2** DETAILS  
3/4" = 1'-0"



**3** DETAILS  
3/4" = 1'-0"

PRELIMINARY  
NOT FOR CONSTRUCTION

**ROHDE ARCHITECTS**  
Architecture Planning Design/Build  
11925 Old Glenn Hwy., Suite 201, Eagle River, AK 99577  
ph. (907) 696-2960  
ARohde@rohdearchitects.com Corp. Auth. #AEC769

**CHUGACH TRAINING BUILDING**  
9312 VANGAURD DRIVE  
ANCHORAGE, ALASKA 99507

JOB NO.	231079
DATE	11.10.2023
DRAWN	EJS
REVIEWED	DNB

SHEET TITLE:  
ROOF DETAILS

SHEET NO.  
**S6.0**

95% SUBMITTAL

IF THIS SHEET IS LESS THAN: 22"x34" IT IS A REDUCED PRINT  
- DO NOT SCALE DIMENSIONS FROM BLUEPRINTS -

## MECHANICAL SYMBOL LEGEND

PIPING SYMBOLS			HVAC SYMBOLS		
SYMBOL	ABBR.	DESCRIPTION	SYMBOL	ABBR.	DESCRIPTION
	W	WASTE			NEW DUCTWORK
	V	VENT		S.L.	ACOUSTICALLY LINED DUCT
	CW	COLD WATER			THERMALLY INSULATED DUCT
	HW	HOT WATER			DUCTWORK UP
	HWC	HOT WATER RECIRCULATION			DUCTWORK DOWN
	GHR	GLYCOL HEATING RETURN			TURNING VANES
	GHS	GLYCOL HEATING SUPPLY			AIR EXTRACTOR
	SMR	SNOW MELT RETURN		S/A	SUPPLY REG., GRILLE OR DIFFUSER
	SMS	SNOW MELT SUPPLY		R/A	RETURN/EXHAUST REG. OR GRILLE
	G	LOW PRESSURE GAS			SUPPLY
					RETURN OR EXHAUST
					SUPPLY AIR SLOT WITH FLEX DUCT
		DEEP SEAL TRAP			RETURN AIR SLOT
		PIPE ELBOW DOWN			FLEXIBLE DUCT
		PIPE ELBOW UP			FLEXIBLE CONNECTION
		UNION		VD,BD	VOLUME DAMPER
	GV/SOV	GATE VALVE/SHUT-OFF VALVE		FD	FIRE DAMPER
		PLUG VALVE		FSD	FIRE/SMOKE DAMPER
		GAS COCK		MOD	MOTOR OPERATED DAMPER
		GLOBE VALVE			DUCT SIZE
	MOV	MOTOR OPERATED VALVE 2-WAY		HC	HEATING COIL
	MOV	MOTOR OPERATED VALVE 3-WAY		S/A	SUPPLY AIR
	PRV	PRESSURE REDUCING VALVE		R/A	RETURN/RELIEF AIR
	RV	RELIEF VALVE		E/A	EXHAUST AIR
	CV	CHECK VALVE		O/A	OUTSIDE AIR
		BALL VALVE (FULL PORT)		DD	DUCT DETECTOR
		STRAINER			ACCESS PANEL
		THERMOMETER		T'STAT	THERMOSTAT, & W/INS. BASE
		PRESSURE GAUGE W/ISO. VALVE		(SP)	STATIC PRESSURE SENSOR
		SOLENOID VALVE		(S)	SWITCH
	BV	BALANCING VALVE	<b>ABBREVIATIONS</b>		
		BUTTERFLY VALVE		ABBR.	DESCRIPTION
		FLEX CONNECTION		EAT	ENTERING AIR TEMPERATURE
	WHA	WATER HAMER ARRESTER (Y=SIZE)		LAT	LEAVING AIR TEMPERATURE
		AUTOMATIC FLOW CONTROL		EWT	ENTERING WATER (GLYCOL) TEMP.
	CO	CLEAN-OUT		LWT	LEAVING WATER (GLYCOL) TEMP.
	WCO	WALL CLEAN-OUT		AFF	ABOVE FINISHED FLOOR
	FCO	FLOOR CLEAN-OUT		AFG	ABOVE FINISHED GRADE
	FD	FLOOR DRAIN		BDD	BACK DRAFT DAMPER
		PIPE ANCHOR		BG	BELOW GRADE
		PIPE GUIDE		SS	STAINLESS STEEL
<b>DIFFUSER KEY</b>				TP	TRAP PRIMER
				VTR	VENT THRU ROOF
				OADB	OUTSIDE AIR DRY BULB
				AAV	AUTOMATIC AIR VENT
DIFFUSERS, GRILLES, AND REGISTERS SYMBOL: 			SYMBOLS DO NOT NECESSARILY APPEAR ON PLANS IN SAME SIZE AND PROPORTION AS SHOWN HERE.  PLANS DO NOT NECESSARILY USE ALL OF THE SYMBOLS SHOWN HERE.		

## MECHANICAL SPECIFICATIONS

**GENERAL:**

- THESE DRAWINGS ARE DIAGRAMATICAL IN NATURE AND DO NOT SHOW ALL FITTINGS AND/OR ACCESSORIES NECESSARY FOR A COMPLETE, FUNCTIONAL AND COORDINATED INSTALLATION. IT IS THE RESPONSIBILITY OF THE CONTRACTOR TO COORDINATE THEIR WORK WITH OTHER TRADES AND WITH FIELD CONDITIONS.
- ALL PLUMBING PIPING SHALL BE PER THE LATEST ADOPTED EDITION OF THE UNIFORM PLUMBING CODE, AND ALL LOCAL AMENDMENTS.
- ALL MECHANICAL WORK SHALL BE PER THE LATEST ADOPTED EDITION OF THE INTERNATIONAL MECHANICAL CODE, AND ALL LOCAL AMENDMENTS.
- ALL PENETRATIONS THROUGH FIRE RATED CONSTRUCTION (FIRE BARRIERS, SHAFTS AND HORIZONTAL ASSEMBLIES) MUST COMPLY WITH IBC CHAPTER
- THE CONTRACTOR SHALL SECURE AND PAY FOR ALL PERMITS AND FEES.
- THE CONTRACTOR SHALL PROVIDE SUBMITTAL DATA ON ALL MECHANICAL SYSTEMS. THIS INFORMATION SHALL BE BOUND IN A THREE RING BINDER, PROPERLY MARKED AND TAGGED. DATA SUBMITTED SHALL BE COMPLETE AND SUBMITTED AT ONE TIME AS PARTIAL SUBMITTALS WILL BE RETURNED WITHOUT REVIEW. SUBMITTALS SHALL BE CLEARLY MARKED TO INDICATE EXACT ITEM TO BE SUPPLIED.
- NO SUBSTITUTION OF MATERIALS WILL BE ALLOWED WITHOUT OWNERS APPROVAL.
- AT THE END OF THE PROJECT PROVIDE THE OWNER WITH THREE COPIES OF AN OPERATION AND MAINTENANCE MANUAL ASSEMBLED SPECIFICALLY FOR THIS PROJECT FOR ALL MECHANICAL EQUIPMENT FURNISHED UNDER THIS CONTRACT. INFORMATION SHALL BE COMPLETE AND SHALL PROVIDE SPECIFICATION, OPERATION AND MAINTENANCE INFORMATION, WARRANTY INFORMATION, AS WELL AS SOURCES OF REPLACEMENT PARTS.
- PROVIDE A COMPLETE SET OF AS-BUILT DRAWING AT THE END OF THE PROJECT. DRAWINGS SHALL SHOW ALL CHANGES MADE TO THE PROJECT DURING CONSTRUCTION. AS-BUILT OF CONTROL DRAWINGS SHALL ALSO BE INCLUDED.
- ALL WORK PERFORMED UNDER THIS CONTRACT SHALL BE FREE FROM DEFECTS FOR A PERIOD ON ONE YEAR AFTER ACCEPTANCE OF THE PROJECT BY THE OWNER. THIS SHALL INCLUDE MATERIALS, EQUIPMENT AND WORKMANSHIP. ALL DEFECTS SHALL BE REPLACED OR REPAIRED TO THE OWNERS SATISFACTION.
- PROVIDE MANUFACTURERS RECOMMENDED CLEARANCE AND ACCESS TO ALL EQUIPMENT.
- ALL PIPING, DUCT WORK, AND EQUIPMENT SHALL BE SEISMICALLY RESTRAINED IN ACCORDANCE WITH THE SMACNA SEISMIC RESTRAINT MANUAL FOR MECHANICAL SYSTEMS.

**SHEET METAL:**

- DUCTWORK SHALL BE FABRICATED SHEET METAL AND INSTALLED IN ACCORDANCE WITH SMACNA HVAC DUCT CONSTRUCTION STANDARDS.
- DIMENSIONS SHOWN FOR DUCTWORK ARE THE INSIDE CLEAR DIMENSIONS. CONTRACTOR SHALL ADD TO THE DUCT ALLOWANCES FOR SOUND LINING.

**PIPING:**

- WASTE, AND VENT PIPE SHALL BE "ABS" PIPING WITH DRAIN, WASTE & VENT FITTINGS AND SHALL BE INSTALLED AND TESTED PER THE REQUIREMENTS OF THE LATEST ADOPTED EDITION OF THE UNIFORM PLUMBING CODE. PROVIDE BACKFLOW PREVENTERS WHERE REQUIRED BY THE UPC AND OR THE LOCAL AUTHORITIES.
- VALVES FOR PLUMBING SYSTEMS SHALL BE BALL VALVES. PROVIDE ISOLATION VALVES FOR EACH FIXTURE BATTERY AND WHERE INDICATED ON DRAWINGS.
- NATURAL GAS PIPING SHALL BE SCHEDULE 40 STEEL PIPE WITH THREADED FITTINGS. VALVES SHALL BE AGA APPROVED.

**HEATING:**

- HEATING EQUIPMENT SHALL BE COMMERCIAL GRADE COMPLETE WITH ALL SAFETIES AND TRIM. FOR INFORMATION ON MODEL ETC., SEE EQUIPMENT SCHEDULES.

**INSULATION:**

- INSULATE EXHAUST DUCT WORK FROM FAN TO THE EXTERIOR.
- 2" INSULATION ON ALL OSA, AND RELIEF AIR DUCTWORK.

**CONTROLS:**

- THE CONTRACTOR SHALL PROVIDE A COMPLETE AND OPERATIONAL CONTROL SYSTEM AS REQUIRED TO PROVIDE EQUIPMENT CONTROL.

**BALANCING:**

- BALANCE HVAC & PLUMBING SYSTEMS USING NATIONAL ENVIROMENTAL BALANCING BUREAU (NEBB) RECOMMENDED PROCEDURES.


**SEQUENCE OF OPERATION:**

**AIR QUALITY MONITOR**

THE AIR QUALITY MONITOR THROUGH IT'S REMOTE SENSORS SHALL CONTINUOUSLY MONITOR THE PPM OF CO, AND DIESEL EXHAUST. WHEN THE THRESHOLD FOR CO OR DIESEL EXHAUST IS EXCEEDED AN AUDIO & VISUAL ALARM SHALL ENERGIZED TO WARN OCCUANTS OF AIR QUALITY. THE AUDIO ALARM MAY BE SILENCED BUT VISUAL ALARM SHALL CONTINUE UNTIL THE AIR QUALITY IS AGAIN BELOW THE SETPOINT. ADDITIONALLY THE UNIT SHALL ACTIVATE THE EXHAUST FAN TO OPERATE WHENEVER IN THE ALARM MODE. AIR QUALITY MONITOR SHALL HAVE AN OVERRIDE TO ALLOW FAN TO OPERATE WHEN DESIRED BY OCCUPANT. OVERRIDE SHALL NOT AFFECT OPERATION DURING THE ALARM MODE.

**EF-1**

EXHAUST FAN EF-1 AND THE DAMPER SHALL OPERATE EITHER MANUALLY OR WHEN ALARM FROM THE AIR QUALITY MONITOR. THE DISCHARGE DAMPER AND THE INTAKE DAMPERS SHALL BE INTERLOCKED WITH THE EXHAUST FAN AND SHALL OPEN WHEN EVER THE FAN IS ENERGIZED AN CLOSE WHEN FAN IS OFF.



**PROHDE ARCHITECTS**  
Design/Build  
Architecture  
Planning  
11925 Old Glenn Hwy., Suite 201, Eagle River, AK 99577  
ph. (907)696-2960  
Atrohde@hohdearchitects.com  
Corp. Auth. #AEC769

**C.S.D. - TRAINING OFFICE**  
9312 Vanguard Drive Anchorage, Alaska

**SAI** CONSULTING ENGINEERS  
SPURLOCK & ASSOCIATES, INC.  
3705 ARCTIC BLVD.#1567  
ANCHORAGE, AK 99503  
1150 S. COLONY WAY ST. 3  
PMB 370  
PALMER, AK 99645  
AEOC 734

JOB NO.	23918
DATE	11/20/23
DRAWN	BKS
REVIEWED	TWS
SHEET TITLE: LEGENDS, ABBREVIATIONS & SCHEDULES	

SHEET NO.  
**M1.1**

95% submittal

THIS SHEET IS FULL SIZE AT 34" X 22"  
1" ACTUAL

11/21/2023 9:36:14 AM C:\Users\com\Dropbox\Projects\23-Projects\23018\Architect\918\Mechanical.rvt

## FAN SCHEDULE

TAG	LOCATION	SCFM	RPM	E.S.P.	TYPE	NOM. SIZE	USE	DISC.	MOTOR HP /VOLTS/ PH	REMARKS
EF-1	TEAM BUILD.	2,100	----	0.25"	CENTR.	----	E/A	HORIZ.	3/4/120/1	GREENHECK "BSQ 120-7" WITH DISCHARGE DAMPER, INLET GUARD AND ALL REQUIRED TRIM

## EQUIPMENT SCHEDULE

**TD-1**

TRENCH DRAIN: MEA/JOSAM "MEADRAIN PRO-PLUS C-100" UNITS IN POLYMER CONCRETE WITH BUILT IN PROTECTION OF HD-PE. PROVIDE LAYOUT AS SHOWN ON DRAWINGS. USE DUCTILE IRON GRATES WITH LOCKDOWN & CAST IRON EDGING. PROVIDE WITH SEDIMENT BUCKET. SLOPE UNITS TOWARD SEDIMENT BUCKET.

**UH-1**

UNIT HEATER: MODINE GAS FIRED UNIT HEATER MODEL "HDS-100". 100 MBH INPUT, 82 MBH OUTPUT. 1,140 CFM, 1/2HP, 230 VOLT, FURNISH COMPLETE WITH ALL REQUIRED TRIM TO INCLUDE ALL REQUIRED CONTROLS AND SAFETIES. PROVIDE MANUFACTURERS VENT TERMINATION KIT.

**OVS-1**

OIL WATER SEPARATOR: STRIEN OIL WATER SEPARATOR MODEL "OS-35", 35 GPM OIL/SAND SEPARATOR. FURNISH COMPLETE WITH ALL REQUIRED TRIM.

**AIR QUALITY MONITOR**

THE AIR QUALITY MONITOR SHALL BE ASSEMBLED WITH COMPONENT OF A SINGLE MANUFACTURER SUCH AS "TOXALERT", INTEC CONTROLS OR APPROVED EQUAL. THE AIR QUALITY MONITOR THROUGH IT'S REMOTE SENSORS SHALL CONTINUOUSLY MONITOR THE PPM OF CO, AND DIESEL EXHAUST. WHEN THE THRESHOLD FOR CO OR DIESEL EXHAUST IS EXCEEDED AN AUDIO & VISUAL ALARM SHALL ENERGIZED TO WARN OCCUANTS OF AIR QUALITY. THE AUDIO ALARM MAY BE SILENCED BUT VISUAL ALARM SHALL CONTINUE UNTIL THE AIR QUALITY IS AGAIN BELOW THE SETPOINT. ADDITIONALLY THE UNIT SHALL ACTIVATE THE EXHAUST FAN TO OPERATE WHENEVER IN HE ALARM MODE. AIR QUALITY MONITOR SHALL HAVE AN OVERRIDE TO ALLOW FANS TO OPERATE WHEN DESIRED BY OCCUPANT. OVERRIDE SHALL NOT AFFECT OPERATION DURING THE ALARM MODE.

TOXALERT MONITOR "GVU-3". CO SENSOR "GVU-CO2, DIESEL EXHAUST SENSOR "GVU-NO2".



**PROHDE ARCHITECTS**  
 Architecture  
 11925 Old Glenn Hwy., Suite 201, Eagle River, AK 99577  
 ph. (907)696-2960  
 Fax (907)696-2962  
 AProhde@hohdearchitects.com  
 Corp. Auth. #AEC769

**C.S.D. - TRAINING OFFICE**  
 9312 Vanguard Drive Anchorage, Alaska

JOB NO.	23918
DATE	11/20/23
DRAWN	BKS
REVIEWED	TWS
SHEET TITLE: MECHANICAL SCHEDULES	

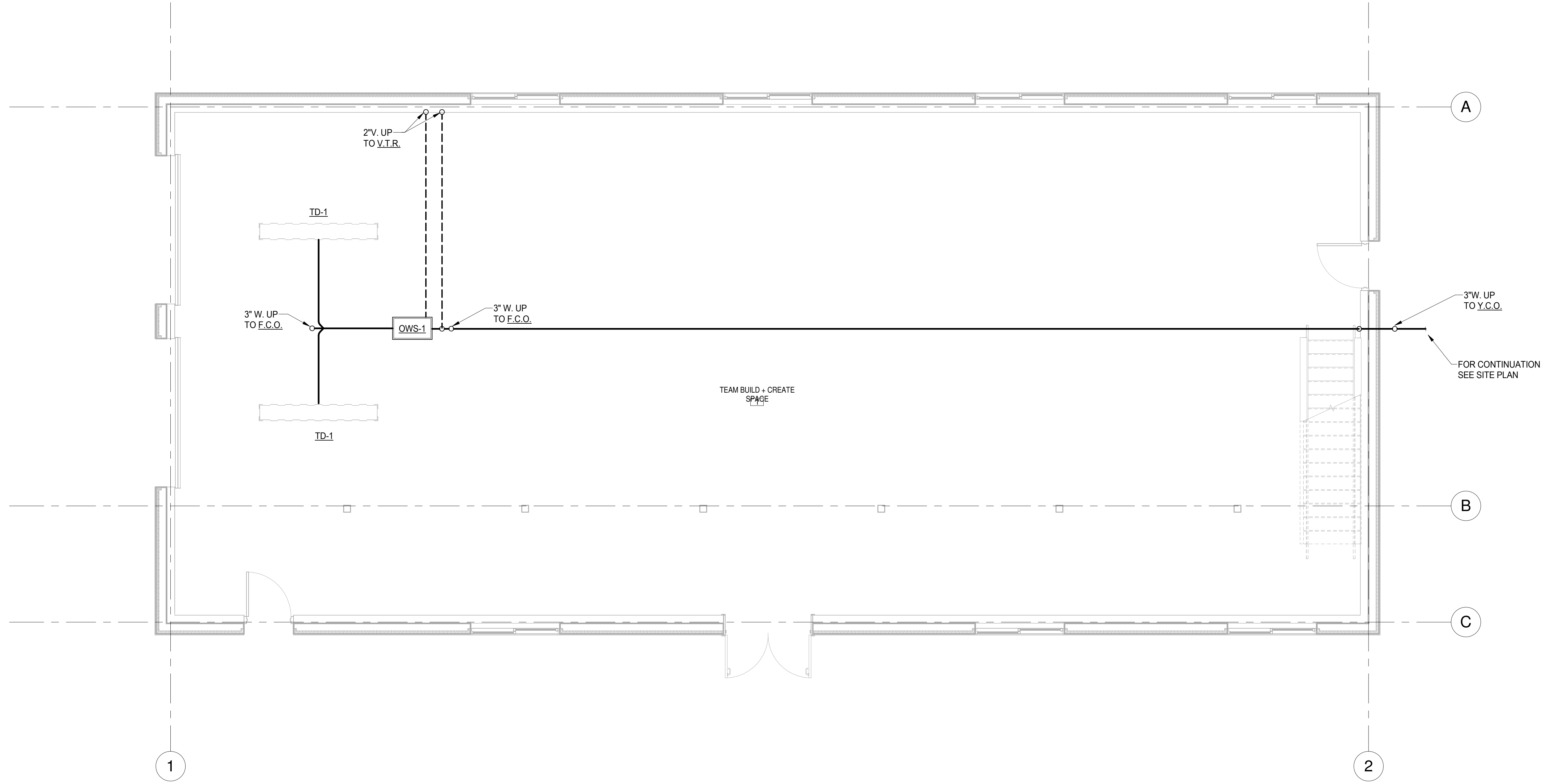
SHEET NO.  
**M1.2**

**SAI** CONSULTING ENGINEERS  
 SPURLOCK & ASSOCIATES, INC.  
 3705 ARCTIC BLVD.#1567  
 ANCHORAGE, AK 99503  
 1150 S. COLONY WAY ST. 3  
 PMB 370  
 PALMER, AK 99645  
 AECC 734

95% submittal

IF THIS SHEET IS LESS THAN: 22"x34" IT IS A REDUCED PRINT  
- DO NOT SCALE DIMENSIONS FROM BLUEPRINTS -


1 Underground Plumbing Plan  
1/4" = 1'-0"



**SAI** CONSULTING ENGINEERS  
 3705 ARCTIC BLVD.#1567  
 ANCHORAGE, AK 99503  
 1150 S. COLONY WAY ST. 3  
 PMB 370  
 PALMER, AK 99645  
 AECC 734

95% submittal

IF THIS SHEET IS LESS THAN: 22"x34" IT IS A REDUCED PRINT  
- DO NOT SCALE DIMENSIONS FROM BLUEPRINTS -



**PROHDE ARCHITECTS**  
 Architecture  
 Planning  
 Design / Build  
 11925 Old Glenn Hwy., Suite 201, Eagle River, AK 99577  
 ph. (907)696-2960 fax (907)696-2962  
 AProhde@hohdeArchitects.Com Corp. Auth. #AEC769

NO.	REVISION

**C.S.D. - TRAINING OFFICE**  
 9312 Vanguard Drive Anchorage, Alaska

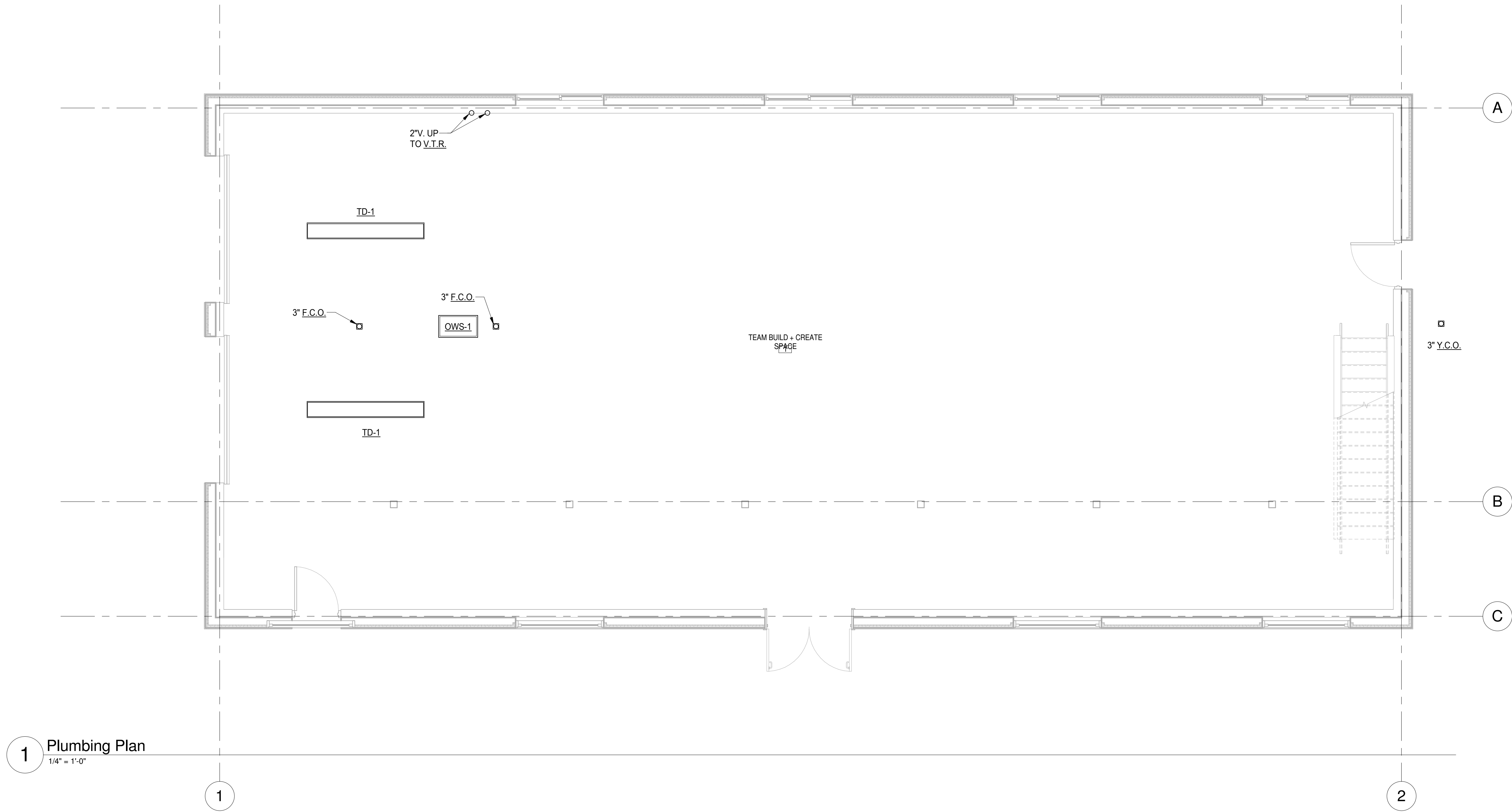
JOB NO. 23918  
 DATE 11/20/23  
 DRAWN Author  
 REVIEWED Checker

SHEET TITLE:  
Underground Plumbing Plan

SHEET NO.  
**M2.0**

THIS SHEET IS FULL SIZE AT 34" x 22"

11/21/2023 9:36:15 AM C:\Users\tom\Dropbox\Projects\23-Projects\23-Architect\318Mechanical.rvt




**1** Plumbing Plan  
1/4" = 1'-0"

**SAI** CONSULTING ENGINEERS  
 SPURLOCK & ASSOCIATES, INC.  
 3705 ARCTIC BLVD.#1567  
 ANCHORAGE, AK 99503  
 1150 S. COLONY WAY ST. 3  
 PMB 370  
 PALMER, AK 99645  
 AECC 734

95% submittal

IF THIS SHEET IS LESS THAN 22"x34" IT IS A REDUCED PRINT  
 - DO NOT SCALE DIMENSIONS FROM BLUEPRINTS -



**PROHDE ARCHITECTS**  
 Architecture Planning Design/Build  
 11925 Old Glenn Hwy., Suite 201, Eagle River, AK 99577  
 ph. (907)696-2960 fax (907)696-2962  
 AProhde@hohdeArchitects.Com Corp. Auth. #AEECC769

NO.	REVISION

**C.S.D. - TRAINING OFFICE**  
 9312 Vanguard Drive Anchorage, Alaska

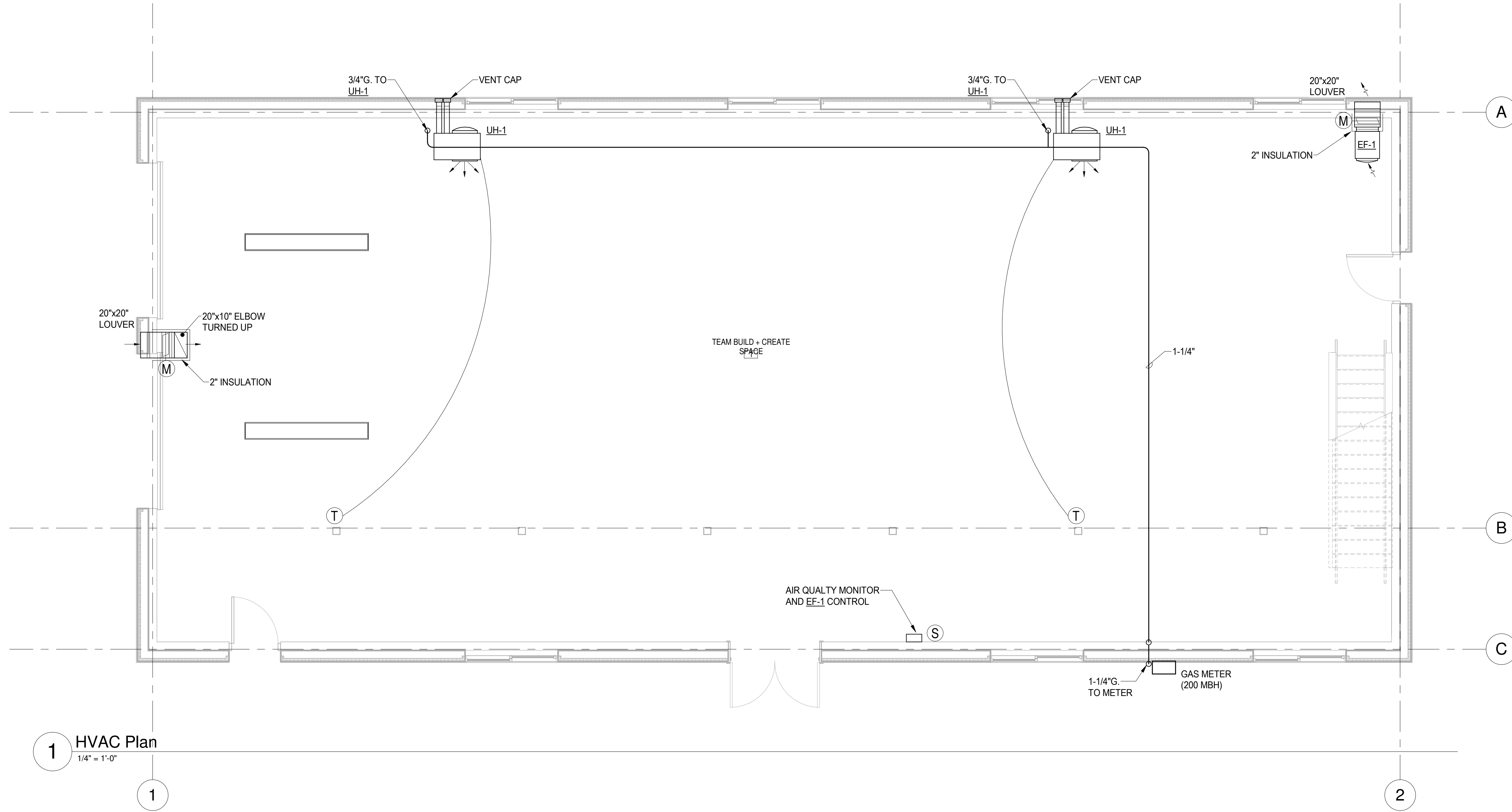
JOB NO. 23918  
 DATE 11/20/23  
 DRAWN Author  
 REVIEWED Checker

SHEET TITLE:  
 Plumbing Plan


SHEET NO.  
**M2.1**

THIS SHEET IS FULL SIZE AT 34"x22"

11/21/2023 9:36:15 AM C:\Users\com\Dropbox\Projects\23-Projects\23018\Architect\318Mechanical.rvt



1 HVAC Plan  
1/4" = 1'-0"



**PROHDE ARCHITECTS**  
 Architecture  
 Design / Build  
 Planning  
 11925 Old Glenn Hwy., Suite 201, Eagle River, AK 99577  
 ph. (907)696-2960 fax (907)696-2962  
 AProhde@hohdearchitects.com Corp. Auth. #AEC769

**C.S.D. - TRAINING OFFICE**  
 9312 Vanguard Drive Anchorage, Alaska

**SAI** CONSULTING ENGINEERS  
 SPURLOCK & ASSOCIATES, INC.  
 3705 ARCTIC BLVD.#1567  
 ANCHORAGE, AK 99503  
 1150 S. COLONY WAY ST. 3  
 PMB 370  
 PALMER, AK 99645  
 AECC 734

JOB NO. 23918  
 DATE 11/20/23  
 DRAWN Author  
 REVIEWED Checker

SHEET TITLE:  
 HVAC Plan

SHEET NO.  
**M3.1**

95% submittal

IF THIS SHEET IS LESS THAN: 22"x34" IT IS A REDUCED PRINT  
- DO NOT SCALE DIMENSIONS FROM BLUEPRINTS -

### ELECTRICAL LEGEND

- PHOTOCELL CONTROL
- LUMINAIRE - TYPE AS NOTED ON PLAN - LINEWORK MAY VARY
- LUMINAIRE - WALL MOUNTED: TYPE AS NOTED ON PLAN
- EMERGENCY LIGHTING UNIT (WALL; CEILING; REMOTE HEAD)
- COMBINATION EMERGENCY LIGHTING UNIT/EXIT SIGN, SHADE DENOTES FACE
- SWITCH - SINGLE POLE, SINGLE THROW, UON
- SWITCH - SEE SWITCH LEGEND FOR TYPE
- SWITCH - SEE SWITCH LEGEND FOR TYPE
- METERING DEVICE
- POWER PANELBOARD
- MOTOR CONNECTION
- NON-FUSED SAFETY SWITCH / DISCONNECT
- JUNCTION BOX OR EQUIPMENT CONNECTION (CEILING; WALL; FLOOR)
- DUPLEX RECEPTACLE - GFCI PROTECTED
- DUPLEX RECEPTACLE - GFCI PROTECTED, WEATHERPROOF, +24" UON
- DUPLEX RECEPTACLE - FLUSH MOUNTED IN CEILING - GFCI CIRCUIT BREAKER

#### SWITCH LEGEND

3 (THREE WAY); 4 (FOUR WAY); B (THREE WAY DIMMER); C (TIMER); D (DIMMER); K (KEYED); L (LOW VOLTAGE); P (PILOT LIGHT); S (VARIABLE SPEED CONTROL); T (INTEGRAL MOTOR OVERLOAD)  
 -WALL SENSOR: 2 (DUAL CIRCUIT OCCUPANCY); D (DIMMING VACANCY SENSOR); O (OCCUPANCY SENSOR); V (VACANCY SENSOR)

- DENOTES AVAILABLE FAULT CURRENT
- LINETYPE/LINEWEIGHT DENOTING FUTURE WORK
- LINETYPE/LINEWEIGHT DENOTING EXISTING WORK TO REMAIN
- LINETYPE/LINEWEIGHT DENOTING NEW WORK
- LINETYPE/LINEWEIGHT DENOTING DEMO WORK
- LINETYPE/LINEWEIGHT DENOTING BELOW GRADE CONDUIT
- LINETYPE/LINEWEIGHT DENOTING CONTROL WIRING

### EQUIPMENT TAG LEGEND

- LUMINAIRES**
  - A3(#)  
2H-15a → LUMINAIRE TYPE (UNDERLINED) (#) DENOTES TYPICAL
  - CIRCUIT AND SWITCHLEG PANEL
- CONTROL SWITCHES**
  - LOWER CASE LETTER DENOTES SWITCH LEG FOR CORRESPONDING LUMINAIRE CONTROL
  - UPPERCASE LETTER OR NUMBER DENOTES SWITCH CONFIGURATION
- EQUIPMENT CONNECTIONS**
  - AHU-1 → EQUIPMENT ID (UNDERLINED)
  - TYPICAL EQUIPMENT
  - A-1,3,5 → CIRCUIT NUMBER(S) PANEL
- RECEPTACLES**
  - MOUNTING HEIGHT (SEE NOTE 1) PANEL
  - 2L-1,3 → CIRCUIT NUMBER(S)
  - 1S-20R → NEMA CONFIGURATION FOR SPECIAL RECEPTACLES
- TRIANGLE. SEE NOTE 1.

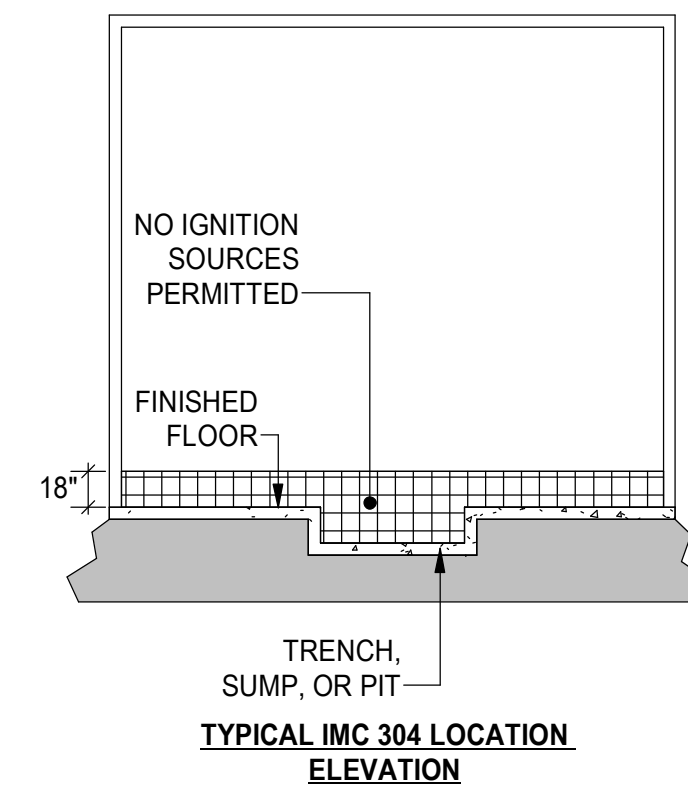
NOTE 1: DIMENSIONS (WHEN GIVEN ARE AFF). TRIANGLE DENOTES 46" AFF IN OPEN AREAS OR AT CASEWORK LOCATIONS TO BE 4" ABOVE COUNTERTOP (BACKSPASH WHEN PRESENT). COORDINATE WITH ARCHITECTURE. THIS APPLIES TO ALL ELECTRICAL DEVICES.

### AREA LEGEND

- NON-CLASSIFIED
- IMC 304 ELEVATION OF IGNITION SOURCES

### IMC 304 GENERAL NOTES

- MOA AMENDMENTS TO THE INTERNATIONAL MECHANICAL CODE (IMC) AND THE INTERNATIONAL FUEL GAS CODE (IFGC) REQUIRE THE ELEVATION OF IGNITION SOURCES IN THE INTERNATIONAL BUILDING CODE (IBC) GROUP F (FACTORY), M (MERCANTILE), AND S (STORAGE) OCCUPANCIES WITH OVERHEAD DOORS PROVIDING ACCESS TO VEHICLES AND EQUIPMENT CONTAINING COMBUSTIBLE FUEL. THESE AREAS SHALL HAVE ALL IGNITION SOURCES ELEVATED SUCH THAT THE SOURCE OF IGNITION IS NOT LESS THAN 18" ABOVE FINISHED FLOOR. IGNITION SOURCES INCLUDE ALL ELECTRICAL AND MECHANICAL EQUIPMENT THAT COULD PRODUCE ARCING, SPARKING, FLAME, OR GLOW. TYPICAL EQUIPMENT INCLUDES BUT IS NOT LIMITED TO: RECEPTACLES, LIGHTING, WATER HEATERS, BOILERS, UNIT HEATERS, COMPUTERS, DISHWASHERS, REFRIGERATORS, VENDING MACHINES, ETC.
- SPACES ADJACENT TO THESE VEHICLE ACCESS BAYS SHALL ALSO HAVE ALL IGNITION SOURCES ELEVATED TO NOT LESS THAN 18" ABOVE FINISH FLOOR UNLESS:
  - SPACES DO NOT COMMUNICATE AND ARE EFFECTIVELY CUT OFF BY WALLS OR PARTITIONS
  - THERE IS A 2-DOOR SEPARATION BETWEEN SPACES.
  - THERE IS A 1-DOOR SEPARATION BETWEEN SPACES AND THE DOOR IS GASKETED WITH SELF-CLOSURE HARDWARE.
- THE INTENT IS TO NOT LOCATE ANY ELECTRICAL OR MECHANICAL EQUIPMENT WITHIN 18" OF THE FINISHED FLOOR LEVEL IN AREAS WHERE THIS CONDITION IS DENOTED.
- THIS REQUIREMENT FOR ELEVATION OF IGNITION SOURCES MAY APPLY TO BOTH CLASSIFIED AND NON-CLASSIFIED AREAS.



### 1 IMC 304 AREA ELEVATION

E0.1 SCALE: NONE

ELECTRICAL SHEET LIST	
NUM	SHEET TITLE
E0.1	LEGEND
E0.2	ELECTRICAL SPECIFICATIONS
E1.1	LIGHTING PLAN
E2.1	POWER AND SIGNAL PLAN
E3.1	ONE-LINE DIAGRAMS, DETAILS, AND SCHEDULES
TOTAL SHEETS: 5	

ABBREVIATIONS - MOA STAMP BLOCK	
INDUSTRY STANDARD ABBREVIATIONS SHALL ALSO BE APPLICABLE.	
(#)	DENOTES TYPICAL IN LIGHT FIXTURE TYPES
(D)	DEMOLISH
(E)	EXISTING
(R)	RELOCATED
AER	ARC ENERGY REDUCTION
AFCI	ARC FAULT CIRCUIT INTERRUPTER
AFF	ABOVE FINISHED FLOOR
AFG	ABOVE FINISHED GRADE
AL	ALUMINUM
BJ	BONDING JUMPER
CB	CIRCUIT BREAKER
CO, C.O.	CONDUIT ONLY
CT	CURRENT TRANSFORMER
CU	COPPER
EECP	ELEVATOR EMERGENCY COMMUNICATION PANEL
EECS	ELEVATOR EMERGENCY COMMUNICATION STATION
EGC	EQUIPMENT GROUNDING CONDUCTOR
FAA	FIRE ALARM ANNUCIATOR
FACP	FIRE ALARM CONTROL PANEL
FC	FOOTCANDLE ILLUMINATION
FHP	FRACTIONAL HORSEPOWER
FLA	FULL LOAD AMPS
FSD	FIRE SMOKE DAMPER
G, GFCI	GROUND FAULT CIRCUIT INTERRUPTER
GEC	GROUNDING ELECTRODE CONDUCTOR
GES	GROUNDING ELECTRODE SYSTEM
GFPE	GROUND FAULT PROTECTION OF EQUIPMENT
MCA	MINIMUM CIRCUIT AMPACITY
MFS	MAXIMUM FUSE SIZE
NC	NORMALLY CLOSED
NIC	NOT IN CONTRACT (NOT IN SCOPE)
NO	NORMALLY OPEN
P	POLES
PC	PHOTO CELL
PH, Ø	PHASE
PNL	PANEL
RIB	RELAY IN A BOX (MOTOR RATED)
SCA	SHORT CIRCUIT AMPS
SCCR	SHORT CIRCUIT CURRENT RATING
SE	SERVICE ENTRANCE RATED
SSBJ	SUPPLY SIDE BONDING JUMPER
SSEBJ	SUPPLY SIDE EQUIPMENT BONDING JUMPER
TGB	TELECOMMUNICATION GROUNDING BUSBAR
TMGB	TELECOMMUNICATION MAIN GROUNDING BUSBAR
TYP	TYPICAL
UON	UNLESS OTHERWISE NOTED
VFD	VARIABLE FREQUENCY DRIVE
W	WATTS OR WIRE
WG	WIRE GUARD
WP	WEATHERPROOF
XFMR	TRANSFORMER

MOUNTING HEIGHT SCHEDULE	
EQUIPMENT (TO CENTER UON)	HEIGHT (UON)
CONTACTORS, MOTOR STARTERS, DISCONNECT (TOP)	66"
ELECTRIC RANGE RECEPTACLES (TOP)	7" MAX
INDICATING DEVICES (BOTTOM)	80"
PANELBOARDS - POWER; SPECIAL SYSTEMS (TOP)	72"
POWER METER BASE (CENTER LINE OF SOCKET)	PER UTILITY
PULL STATIONS, PUSH BUTTONS	46"
REC FULL HEIGHT REFRIGERATOR OR REACH-IN UNITS	46"
REC IN FINISHED AREAS	18"
REC IN NON-FINISHED, WAREHOUSE, MECH AND SHOPS	46"
REC LOCATED IN HAZARDOUS OR S-2 OCCUPANCIES	24" MINIMUM
TELECOMMUNICATION OUTLETS	18"
WALL MOUNTED SWITCHES	46"
WASHING MACHINES AND DRYER RECEPTACLE	43"


MOA PLAN REVIEW PROJECT SUMMARY	
NEW BUILDING WITH NEW ELECTRICAL SYSTEM.	

**EIC ENGINEERS, INC**  
 ELECTRICAL ENGINEERS  
 EIC JOB NO: E23-4211  
 CORP. #AEC1105  
 6927 OLD SEWARD HWY  
 SUITE 200  
 ANCHORAGE, AK 99518  
 T 907.349.9712  
 F 907.349.9713  
 www.eiceng.com



### Project Status

IF THIS SHEET IS LESS THAN: 22"x34" IT IS A REDUCED PRINT  
 - DO NOT SCALE DIMENSIONS FROM BLUEPRINTS -



**PROHDE ARCHITECTS**  
 Design/Build  
 Architecture  
 Planning  
 11925 Old Glenn Hwy., Suite 201, Eagle River, AK 99577  
 ph. (907)696-2960  
 AProhde@hohdeArchitects.Com  
 Cor. Auth. #AEC769

**CHUGACH TRAINING BUILDING**  
 9312 VANGUARD DR, ANCHORAGE, AK, 99507

JOB NO.	E23-4211
DATE	11/27/2023
DRAWN	JRW
REVIEWED	EDC

SHEET TITLE:	LEGEND
--------------	--------

SHEET NO.	<b>E0.1</b>
-----------	-------------

THIS SHEET IS FULL SIZE AT 34"x42"

11/27/2023 11:24:18 C:\Users\JoshuaW\OneDrive\Engineering\Design - Files\Projects\E23\E23-4211 Chugach School District Training Office - Files\Users\JoshuaW\OneDrive\Engineering\Design - Files\Projects\E23\E23-4211\_ESht24\_ChugachSchoolDistrictTrainingOffice.rvt  
11/27/2023 11:24:13 f.c0: vs0shht: 0.4;3.4.3.8/2708

### ELECTRICAL SPECIFICATIONS

"X" = PROVIDE SUBMITTAL  
26 00 00 - GENERAL REQUIREMENTS: ALL ELECTRICAL WORK SHALL BE INSTALLED IN ACCORDANCE WITH THE REQUIREMENTS OF THE LATEST EDITION OF THE NATIONAL ELECTRIC CODE (NEC), STATE, MUNICIPAL, FEDERAL LAWS, AND AMENDMENTS GOVERNING THE PROJECT. ALL WORK SHALL BE PERFORMED UNDER THE SUPERVISION OF A CERTIFIED ADMINISTRATOR JOURNEYMAN ELECTRICIAN.

ALL ELECTRICAL EQUIPMENT SHALL BE NEW COMMERCIAL GRADE AND INCLUDE THE SEAL OF A NATIONALLY RECOGNIZED TESTING LABORATORY FOR THE PURPOSE IT IS INSTALLED AS A COMPLETE ASSEMBLY. THE CONTRACTOR SHALL SUBMIT A REQUEST FOR ANY SUBSTITUTION OR DEVIATION FROM THE DESIGN IN WRITING TO THE ENGINEER. THE CONTRACTOR SHALL OBTAIN ALL REQUIRED CONSTRUCTION PERMITS, SCHEDULE INSPECTIONS, AND PAY ALL ASSOCIATED FEES UNLESS DIRECTED OTHERWISE.

WORKING CLEARANCES: THE CONTRACTOR IS REQUIRED TO COORDINATE THE MINIMUM WORKING CLEARANCES AND DEDICATED EQUIPMENT REQUIRED BY THE NEC. THE CONTRACTOR IS REQUIRED TO COORDINATE WITH ALL SUBCONTRACTORS SO THAT ENCRACEMENTS INTO THE RESTRICTED SPACE ARE PREVENTED.

PROVIDE ALL CUTTING, CORING, AND PATCHING REQUIRED FOR ELECTRICAL INSTALLATION. REGISTERED STRUCTURAL ENGINEER APPROVAL IS REQUIRED WHEN CORING OR CUTTING OF STRUCTURAL MEMBERS IS REQUIRED.

PLENUM RATING: ALL CABLING, RACEWAYS, CABLE TIES AND COMPONENTS LOCATED IN CEILING SPACES THAT ARE PLENUMS SHALL BE PLENUM RATED.

COORDINATE WITH ARCHITECTURAL PLANS, SHOP DRAWINGS, AND OTHER TRADES PRIOR ROUGH-IN FOR FOR DEVICE AND EQUIPMENT LOCATIONS AND REQUIREMENTS.

BARRIER RATINGS: ALL ELECTRICAL PENETRATIONS THROUGH FIRE RATED BARRIERS SHALL BE SEALED IN ACCORDANCE WITH NEC ARTICLE 300.21. PROVIDE FIRE PUTTY OR SHEET ROCK CONFIGURED FOR UL FIRE RATING WRAPPING ALL BOXES AND PANELS MATCHING WALL AND CEILING FIRE RATING. CONTRACTOR TO PROVIDE SUBMITTAL OF ALL FIRE RATING SYSTEMS TO BE USED. VAPOR BARRIERS: SEAL ALL VAPOR BARRIER PENETRATIONS TO MAINTAIN SYSTEM INTEGRITY. RACEWAYS EXPOSED TO DIFFERENT TEMPERATURES SHALL BE FILLED WITH AN APPROVED MATERIAL IN ACCORDANCE WITH NEC TO STOP AIR FLOW..

ACCESS PANELS: PROVIDE ACCESS PANELS FOR ALL LOCATIONS NECESSARY TO ACCESS ELECTRICAL EQUIPMENT AND JUNCTION BOXES. ACCESS PANELS SHALL BE FIRE RATED EQUAL TO OR EXCEEDING THE ADJACENT WALL OR CEILING CONSTRUCTION AND PAINTED TO MATCH.

26 01 10 - SUBMITTALS: PROVIDE MATERIAL AND EQUIPMENT SUBMITTAL FOR EACH SPECIFICATION SECTION DENOTED AS REQUIRED AT MINIMUM. SUBMITTALS SHALL BE SUBMITTED ELECTRONICALLY IN PDF FORMAT (UNLESS HARD COPY IS REQUIRED BY OTHER CONTRACT APPLYING TO THE ENTIRE PROJECT). SUBMIT ALL REQUIRED SECTIONS IN A SINGLE SUBMITTAL OR BROKEN INTO NO MORE THAN THE FOLLOWING SEPARATE SECTIONS: "LIGHTING", "EQUIPMENT", "WIRING/DEVICES", AND "SPECIAL SYSTEMS". ORGANIZE SUBMITTAL AND/OR EACH SECTION BY SPECIFICATION NUMBER FOLLOWED BY ANY MAJOR EQUIPMENT REFERENCE ON THE DRAWINGS WITH ALL OPTIONS AND SELECTIONS HIGHLIGHTED TO DENOTE THE SPECIFIC EQUIPMENT PROPOSED. SUBMITTAL REVIEW IS FOR GENERAL DESIGN AND CONFIGURATION AND DOES NOT RELIEVE THE CONTRACTOR FROM PROVIDING A COMPLETE OPERATIONAL SYSTEM COMPLIANT WITH THE REQUIREMENTS OF THE CONTRACT DOCUMENTS.

26 01 21 - RECORD DRAWINGS: MARK UP A SET OF DRAWINGS (REDLINES) SHOWING ALL ELECTRICAL WORK. SHOW DIAGRAMMATIC ROUTING MODIFICATIONS, SIZING, AND CIRCUIT REVISIONS TO THE CONTRACT PLANS. RECORD DRAWINGS SHALL BE KEPT ON SITE AVAILABLE FOR REVIEW DURING THE ENTIRE CONSTRUCTION PERIOD. SUBMIT FINAL REDLINE SET FOR APPROVAL PRIOR TO FINAL INSPECTION.

26 01 22 - WARRANTY: THE CONTRACTOR SHALL GUARANTEE ALL WORK EXECUTED UNDER THIS CONTRACT TO BE FREE FROM DEFECTS IN MATERIALS AND WORKMANSHIP FOR A PERIOD OF ONE YEAR FROM SUBSTANTIAL COMPLETION. ANY FAULTY MATERIALS OR WORKMANSHIP SHALL BE REPAIRED DURING THE GUARANTEE PERIOD AT NO ADDITIONAL COST TO THE OWNER.

26 05 15 - POWER AND LIGHTING CONDUCTORS: STRANDED COPPER ROUTED IN CONDUIT UNLESS NOTED OTHERWISE. INSULATION TO BE THHN-2 90 DEGREE C FOR INDOOR APPLICATIONS AND XHHW-2 90 DEGREE C FOR OUTDOOR LOCATIONS, IN UNHEATED SPACES, OR INSTALLED WHILE THE AMBIENT TEMPERATURE IS LESS THAN -7C (20F). ALL CONDUCTORS SHALL BE INSTALLED IN ACCORDANCE WITH NEC REQUIREMENTS FOR AMBIENT TEMPERATURE DERATING, CONDUIT FILL DERATING, AND BOX FILL. PROVIDE UNSHARED DEDICATED NEUTRAL FOR EACH CIRCUIT. BRANCH CIRCUIT WIRING MAY BE INSTALLED IN CABLES WHERE ROUTED CONCEALED AND SUPPORTED BY NEC REQUIREMENTS AND TYPE TYPE W OR EQUAL CORDS WHERE INSTALLED IN ACCORDANCE WITH THE NEC REQUIREMENTS SIZED AS DENOTED IN THE NEC TABLES 400.5(A)(2) AND 400.5(A)(3).

240V/120V CONDUCTORS: COLOR CODE CONDUCTORS BLACK, RED, WHITE, AND GREEN. MINIMUM SIZE CONDUCTORS FOR 15 AND 20 AMP BRANCH CIRCUITS MEASURED FROM THE PANELBOARD TO THE FURTHEST DEVICE ON THE CIRCUIT UNLESS OTHERWISE NOTED ON THE DRAWINGS: 12 AWG UP TO 75 FT, 10 AWG 75 FT TO 140 FT, GREATER THAN 140 FT SIZE CONDUCTORS TO LIMIT VOLTAGE DROP TO 5% OR LESS.

26 05 19 - MC CABLES: METALCLAD (MC) CABLE WITH STEEL OUTER SHEATH. ALLOWED USES DRY WHERE ROUTED CONCEALED AND PROTECTED.

26 05 26 - GROUNDING AND BONDING FOR ELECTRICAL SYSTEMS: PROVIDE EQUI-POTENTIAL GROUNDING SYSTEM, IN ACCORDANCE WITH NEC ARTICLE 250. PROVIDE GROUNDING CONDUCTOR IN ALL RACEWAYS BONDED TO EQUIPMENT AND TO RACEWAY SYSTEM.

26 05 29 - HANGARS AND SUPPORTS FOR ELECTRICAL SYSTEMS: SUPPORT ALL ELECTRICAL EQUIPMENT INCLUDING, BUT NOT LIMITED TO, LIGHT FIXTURES, PANELBOARDS, BOXES, CONDUIT, ETC. PER NEC AND IBC SEISMIC REQUIREMENTS. PROVIDE SEISMIC SUPPORT AND DESIGN SEALED BY A LICENSED STRUCTURAL ENGINEER AS A DEFERRED SUBMITTAL TO THE AHJ FOR ALL EQUIPMENT OVER 400 LBS AND, EQUIPMENT OVER 20 LBS MOUNTED GREATER THAN 4FT AFF, CONDUIT 2.5"C OR GREATER AND ALL TRAPEZE OR WALL SUPPORTED RACEWAY 10 LBS/LF OR GREATER. SUPPORT STRUT AND MOUNTING HARDWARE TO BE GALVANIZED

26 05 30 - RACEWAY: ALL POWER, LIGHTING, CLASS 1, CLASS 2/3 CIRCUITS INSTALLED IN CONDUIT SHALL BE CONCEALED RACEWAY EXCEPT WHERE SPECIFICALLY INDICATED ELSEWHERE IN THE SPECIFICATIONS OR SHOWN ON THE DRAWINGS. ELECTRICAL EQUIPMENT AND WIRING CAN BE EXPOSED IN MECHANICAL/ELECTRICAL ROOMS, COOLER/FREEZERS, TELECOMMUNICATION ROOMS, OPEN CEILING SPACES, OR WHERE SPECIFICALLY NOTED. DO NOT ROUTE RACEWAYS ON THE EXTERIOR SURFACE OF THE BUILDING OR THE ROOF UNLESS SPECIFICALLY NOTED OTHERWISE. RACEWAYS CROSSING BUILDING SEISMIC JOINTS OR CONNECTING TO EQUIPMENT WHICH MOVES OR VIBRATES REQUIRE TRANSITION TO FLEXIBLE RACEWAY ACROSS JOINT WITH ENOUGH SLACK TO ALLOW BUILDING MOVEMENT IN ALL DIRECTIONS WITHOUT DAMAGE.

### ELECTRICAL SPECIFICATIONS

"X" = PROVIDE SUBMITTAL  
26 05 33 - RIGID METAL CONDUIT (RMC): ANSI C80.1, UL 6. WITH BUSHINGS AT ALL TERMINATIONS. FITTINGS: GALVANIZED MALLEABLE IRON WITH THREADED HUBS FOR ALL CONDUIT ENTRIES AND COUPLINGS. SET SCREW OR RUNNING THREAD FITTINGS ARE NOT PERMITTED. USES: WET OR DRY WHERE INSTALLED BELOW GRADE, IN CONCRETE, STUB UPS, CONCEALED, WHERE EXPOSED TO PHYSICAL DAMAGE, ROUTED ON BUILDING ROOF, SERVICE RISERS, OR WITHIN 10FT OF RACEWAY ROUTED INTO FIXED FOUNDATIONS SUCH AS LIGHT POLE BASE OR STRUCTURE. MUST USE THREADED FITTINGS. MYERS HUBS WITH GROUNDING LOCKNUTS ARE REQUIRED FOR SERVICE RACEWAYS TO CT'S, METERS AND MAIN DISCONNECTS.

26 05 34 - ELECTRICAL METALLIC TUBING (EMT): ANSI C80.3, UL 797; GALVANIZED STEEL TUBING. FITTINGS: NEMA FB 1; GALVANIZED STEEL OR MALLEABLE IRON SET SCREW OR COMPRESSION. DIE CAST OR PRESSURE CAST FITTINGS OR LOCKNUTS ARE NOT PERMITTED. USES: WET OR DRY CONCEALED OR EXPOSED WHERE NOT SUBJECT TO PHYSICAL DAMAGE. WET OR DAMP LOCATIONS REQUIRE WET RATED GLAND COMPRESSION COUPLINGS AND CONNECTORS.

26 05 35 - FLEXIBLE METAL CONDUIT (FMC): GALVANIZED OR ZINC COATED FLEXIBLE STEEL CONSTRUCTION. FMC FITTINGS: GALVANIZED MALLEABLE IRON OR STEEL WITH INSULATED THROATS. USES: DRY SPACES LENGTHS LESS THAN 6FT FOR CONNECTIONS TO MOTORS, TRANSFORMERS, AND OTHER MOVABLE OR VIBRATING EQUIPMENT.

LIQUIDTIGHT FLEXIBLE CONDUIT (LTM): GALVANIZED OR ZINC COATED FLEXIBLE STEEL CONSTRUCTION WITH PVC OUTER JACKET. USES: DRY, DAMP, OR WET LOCATIONS LENGTHS LESS THAN 6FT FOR CONNECTIONS TO MOTORS, TRANSFORMERS, AND OTHER MOVABLE OR VIBRATING EQUIPMENT.

26 05 36 - WET OR DAMP LOCATIONS: USE DEVICES, FIXTURES, RACEWAYS, CONNECTORS, COUPLINGS, CABLES, ENCLOSURES, SUPPORTS, DEVICES, COVER PLATES, AND CONDUCTORS RATED FOR LOCATION INSTALLED.

26 05 40 - BOXES: PROVIDE PULL AND JUNCTION BOXES AS REQUIRED SIZED PER NEC REQUIREMENTS. BOX TO BE NEMA RATED FOR THE THE ENVIRONMENT INSTALLED. BRANCH CIRCUIT JUNCTION BOXES TO BE ELECTRO-GALVANIZED, 4" SQUARE BY 1 1/2" DEEP MINIMUM FOR USE IN DRY INTERIOR AREAS. PROVIDE 4 1/16" SQUARE BY 2 1/8" DEEP OUTLET BOXES FOR ALL VOICE AND DATA OUTLETS. DO NOT INSTALL BOXES BACK-TO-BACK IN WALLS. PROVIDE SEPARATION TO MINIMIZE SOUND TRANSFER. PROVIDE FIRE RATED PADS TO COVER EACH BOX IN FIRE RATED WALLS WHERE NECESSARY TO MAINTAIN FIRE WALL RATING.

26 05 40.1 - WET OR DAMP LOCATION BOXES AND FITTINGS: FITTINGS/BOXES: THREADED HUBS, GASKETED AND WET RATED. BOXES SHALL BE CAST FERROUS WITH THREADED HUBS, NEMA 3R FOR EXTERIOR LOCATIONS, NEMA 4 FOR INTERIOR WET LOCATIONS. NEMA 4X FOR OUTDOOR CONTROL EQUIPMENT AND INTERIOR/EXTERIOR WET LOCATIONS EXPOSED TO CORROSIVE ENVIRONMENT.

26 05 53 - IDENTIFICATION FOR ELECTRICAL EQUIPMENT: PROVIDE PLACARDS FOR ALL NEW AND EXISTING AFFECTED ELECTRICAL SWITCHBOARDS, PANELBOARDS, TRANSFER SWITCHES, CONTACTORS, EQUIPMENT AND DISCONNECTS PER NEC REQUIREMENTS.

X 26 09 24 - PHOTOCCELL: ENCLOSED IN A WEATHER TIGHT ENCLOSURE WITH THREADED NIPPLE. THE ENCLOSURE SHALL BE SUITABLE FOR MOUNTING IN ANY POSITION WITH AN ADJUSTMENT SHIELD TO PERMIT ADJUSTMENT TO TURN-ON LIGHT LEVEL REQUIREMENTS.

X 26 24 16 - PANELBOARDS: PROVIDE AND INSTALL NEMA PB1: BOLT-ON CIRCUIT BREAKER TYPE, FS W-P-115; TYPE I, CLASS 1 PANELBOARD OF THE RATING AND CONFIGURATION AS SHOWN ON THE SINGLE LINE DIAGRAM, PANEL SCHEDULES, AND SCOR TABLE. PROVIDE TYPED CIRCUIT DIRECTORY SHOWING CIRCUITING ARRANGEMENT. PROVIDE BREAKER HANDLE TIES ON ALL EXISTING AND NEW MULTIWIRE BRANCH CIRCUITS SHOWN ON DRAWINGS. PROVIDE BREAKER LOCK-ON HANDLES FOR ALL FIRE ALARM AND EMERGENCY LIGHTING CIRCUITS AND PROVIDE LOCK-OFF DEVICES ON ALL BREAKERS USED FOR DISCONNECTS.

X 26 27 13 - ELECTRICAL SERVICES: THE ELECTRICAL CONTRACTOR SHALL CONTACT EACH SERVING UTILITY CO. AND VERIFY EXACT SERVICE REQUIREMENTS/LOCATION FOR POWER, TELEPHONE AND CABLE TV. SUBMIT EQUIPMENT SUBMITTALS/SHOP DRAWINGS TO SERVING POWER UTILITY FOR COORDINATION OF FAULT CURRENT RATINGS AND CONFIGURATION APPROVAL PRIOR TO EQUIPMENT PROCUREMENT. THE CONTRACTOR SHALL COORDINATE AND PROVIDE ALL REQUIREMENTS OF EACH SERVING UTILITY AND ALL EQUIPMENT SHALL CONFORM TO THE SERVING UTILITY STANDARDS AND REQUIREMENTS.

26 27 26 - WIRING DEVICE PLATES: COORDINATE COLOR WITH OWNER. FINISHED AREAS - FLUSH SMOOTH PLASTIC WITH MATCHING SCREWS. UNFINISHED AREAS - RAISED GALVANIZED STEEL. WET OR DAMP LOCATIONS PROVIDE WET RATED GASKETED PLATES. EXTERIOR AREAS - WEATHERPROOF WHILE-IN-USE, DIE CAST METAL, POWDER COAT FINISH, GASKETED, EXTRA DUTY RATED.

26 27 27 - RECEPTACLES: DUPLEX (AS DENOTED ON THE PLANS) COMMERCIAL GRADE, 2 POLE, 3 WIRE, 120V, 20 AMP STRAIGHT BLADE, UON, UL LISTED, SMOOTH NYLON FACE, BACK AND SIDE WIRED. INSTALL RECEPTACLES VERTICALLY WITH GROUNDING POLE ON BOTTOM UNLESS NOTED OTHERWISE.

TAMPER-RESISTANT: ALL 15 AND 20 AMP, 125- AND 250-VOLT NONLOCKING-TYPE RECEPTACLES SHALL BE LISTED TAMPER-RESISTANT FOR ALL RECEPTACLES LESS THAN 5-1/2 FT AFF IN THE FOLLOWING LOCATIONS: PRESCHOOLS AND EDUCATION FACILITIES; ASSEMBLY OCCUPANCIES TO INCLUDE PLACES OF AWAITING TRANSPORTATION, GYMNASIUMS, SKATING RINKS, AND AUDITORIUMS;

26 27 28 - GFCI RECEPTACLES: DUPLEX WITH CLASS 3 INTEGRAL GROUND FAULT CURRENT INTERRUPTER (GFCI). THE GFCI SHALL BE INSTALLED IN A READILY ACCESSIBLE LOCATION OR PROVIDE GFCI BREAKER IN PANEL. EXTERIOR, WET, OR DAMP LOCATIONS SHALL BE WEATHER RESISTANT MARKED "WR" ON THE FACE.

26 27 32.1 - CEILING DUPLEX: DUPLEX RECEPTACLE INSTALLED FLUSH IN CEILING.

26 27 35 - SWITCHES: 20 AMP, 120/277V AC, BACK AND SIDE WIRED CONFIGURED AS INDICATED ON THE DRAWINGS. PROVIDE NEUTRAL (GROUNDED CONDUCTOR) IN ALL SWITCH BOXES FOR EACH SWITCHED CIRCUIT TO ALLOW FUTURE TECHNOLOGIES TO BE INSTALLED WHICH REQUIRE NEUTRAL CONDUCTOR.


26 27 42 - MOTOR RATED SWITCH: MANUAL FRACTIONAL HORSEPOWER RATED SWITCH RATED FOR VOLTAGE, PHASE AND HORSEPOWER AS DENOTED ON THE PLANS. SWITCH TO INCLUDE OVERLOADS WHERE NOT INCLUDED INTEGRAL TO THE MOTOR.

X 26 28 03 - FUSES: PROVIDE CLASS RK5 DUAL-ELEMENT TIME-DELAY FOR ALL NON-CURRENT LIMITING APPLICATIONS. PROVIDE RK1, J, OR T FAST ACTING CURRENT LIMITING FUSES FOR EACH FUSED DISCONNECT PER THE "EQUIPMENT SCOR SCHEDULE" NOTES AND RATING REQUIREMENTS.


X 26 28 16 - DISCONNECT SWITCHES: PROVIDE DISCONNECTS FOR EQUIPMENT AS REQUIRED BY NEC. HORSEPOWER RATED FOR MOTORS, DEFEATABLE DOOR INTERLOCK TO PREVENT DOOR OPENING WHEN IN THE ON POSITION, GROUND BUS, AND PAD LOCKABLE IN THE OFF POSITION. PROVIDE SOLID NEUTRAL KIT WHERE NEUTRAL IS REQUIRED. FRACTIONAL HORSEPOWER MOTORS CAN USE MOTOR RATED SNAP SWITCHES.

### ELECTRICAL SPECIFICATIONS

"X" = PROVIDE SUBMITTAL  
X 26 51 00 - LUMINAIRE: PROVIDE AND INSTALL ALL LIGHTING EQUIPMENT AS SHOWN ON THE DRAWINGS AND DESCRIBED IN THE LUMINAIRE SCHEDULE CONFIGURED WITH OPTIONS AND MOUNTING HARDWARE FOR CEILING TYPE DENOTED ON THE ARCHITECTURAL PLANS. PROVIDE SUBMITTAL WITH FINISH COLOR AND MATERIAL OPTIONS FOR FINAL SELECTION BY THE ARCHITECT WHERE APPLICABLE. LED'S TO BE LONG-LIFE COUPLED WITH HIGH-EFFICIENCY DRIVERS RATED GREATER THAN 100 LPW WITH AN 80% LED LUMEN MAINTENANCE AT 60,000 HOURS MINIMUM. DIMMING TO BE FLICKER-FREE (0-10V) DOWN TO 1% UNLESS OTHERWISE NOTED. DRIVERS TO BE 120-277 MULTI-VOLT INPUT UNLESS OTHERWISE NOTED. EXTERIOR FIXTURES AND DRIVERS TO BE COLD AND WET RATED FOR THE LOCAL ENVIRONMENT.



- MOA STAMP BLOCK -



**PROHDE ARCHITECTS**  
Design/Build  
Architecture  
Planning  
11925 Old Glenn Hwy., Suite 201, Eagle River, AK 99577  
ph. (907)696-2960  
Aprohde@hohdearchitects.com Corp. Auth. #AEC769

NO.	REVISION	DATE

**CHUGACH TRAINING BUILDING**  
9312 VANGUARD DR, ANCHORAGE, AK, 99507

JOB NO.	E23-4211
DATE	11/27/2023
DRAWN	JRW
REVIEWED	EDC

SHEET TITLE:  
ELECTRICAL SPECIFICATIONS

SHEET NO.  
**E0.2**

**EIC ENGINEERS, INC**  
ELECTRICAL ENGINEERS  
EIC JOB NO: E23-4211  
CORP. #AEC1105  
6927 OLD SEWARD HWY  
SUITE 200  
ANCHORAGE, AK 99518  
T 907.349.9712  
F 907.349.9713  
www.eiceng.com



#### Project Status

IF THIS SHEET IS LESS THAN: 22"x34" IT IS A REDUCED PRINT  
- DO NOT SCALE DIMENSIONS FROM BLUEPRINTS -

THIS SHEET IS FULL SIZE AT 34"x22"

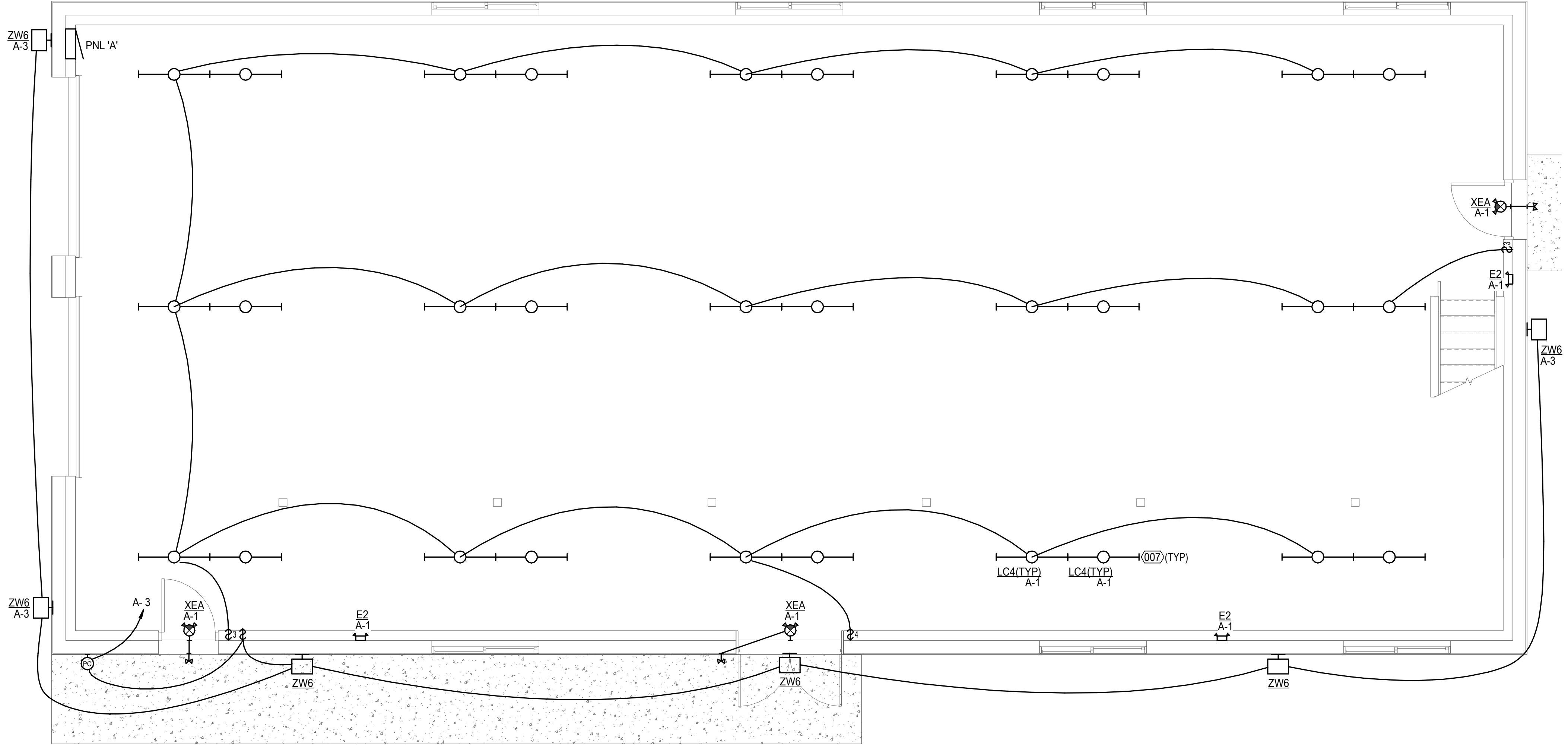


11/27/2023 11:24:18 C:\Users\JoshuaWanata\OneDrive\Engineering\Design - Files\Projects\E23\E23-4211 Chugach School District Training Office\DES\E23-4211\_ESH24\_ChugachSchoolDistrictTrainingOffice.rvt  
 11/27/2023 11:24:13 : f-c-o : vsOnSite : 0:4:3:4.3.8/7/08

LUMINAIRE SCHEDULE							
NOTES							
(KEY) '(x)' DENOTES A GENERAL, NON-REFERENCED, NOTE. NUMBERED NOTES ARE REFERENCED IN THE SCHEDULE.							
(A) CATALOG NUMBERS ARE FOR GENERAL REFERENCE AND ARE NOT INCLUSIVE OF ALL OPTIONS/REQUIREMENTS DENOTED ON PLANS AND SPECIFICATIONS. ASTERISK (*) DENOTES COORDINATION ITEMS.							
(B) REFER TO ARCHITECTURAL DRAWINGS FOR EXACT LOCATION AND PROVIDE MOUNTING HARDWARE/FLANGES ETC FOR ALL LUMINAIRES FOR CEILING TYPES SHOWN.							
(C) PROVIDE UNIVERSAL OR MULTI-VOLTAGE VOLTAGE DRIVERS WHEN AVAILABLE. COORDINATE EXACT VOLTAGE/PHASE WITH CONNECTED CIRCUITS IN ALL OTHER SITUATIONS.							
(D) LIGHT SOURCE COLOR TEMPERATURE, UNLESS OTHERWISE NOTED: 3500K (SELECT NEAREST AVAILABLE COLOR TEMP FOR EACH LUMINAIRE TYPE). LIGHT SOURCE CRI TO BE 80 MIN, UON.							
(E) COLOR FINISH FOR ALL EXTERIOR LUMINAIRES TO BE DARK BRONZE UON.							
1 NOT USED.							
SCHEDULE							
TYPE	DESCRIPTION	WATTS	LUMENS	MOUNTING	MANUFACTURER	MODEL	NOTES
E2	EMERGENCY LIGHTING UNIT W/ TWO ADJUSTABLE HEADS	1 W	(2) 1.2W LED	WALL +7'-0" OR CEILING	LITHONIA	ELM2L M12	
LC4	4FT LED STRIP WITH DROPPED LENS WHITE FINISH	28 W	3693 LM LED	SURFACE	LITHONIA	CLX L48 4000LM SEF RDL * GZ10 *K *CRI WH	
XEA	LED COMBO EXIT SIGN & EMERGENCY LIGHTING UNIT W/ EXTERIOR REMOTE EM LIGHT	4 W	GREEN LED	WALL OR CEILING	LITHONIA	LHQM LED G HO; AFB OELR DDBTXD WT	
ZW6	OUTDOOR LED WALL LUMINAIRE, DIE-CAST ALUMINUM	46 W	5554 LM LED	WALL + 14'	LITHONIA	DSXW1 LED 20C 700 *K x x *	

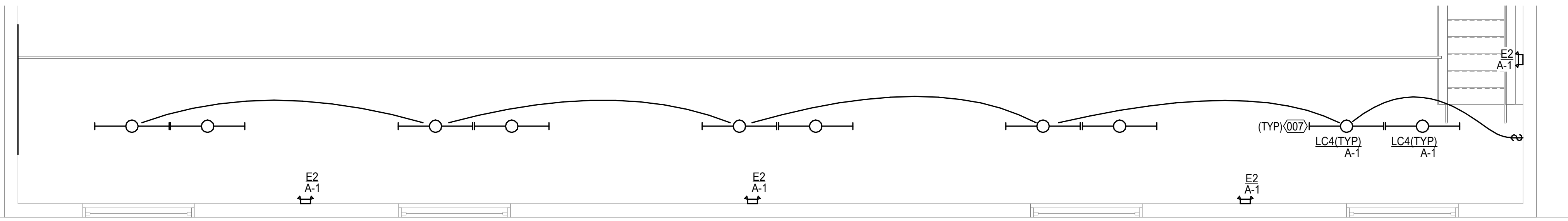
# REFERENCED SHEET NOTES

REF NOTE

007 AT CONTRACTORS OPTION THE GROUPS OF DOUBLE 4FT FIXTURES CAN BE PROCURED AS A SINGLE 8FT UNIT.



1 LIGHTING PLAN - LEVEL 1  
 E1.1 SCALE: 1/4" = 1'-0"



2 LIGHTING PLAN - MEZZANINE  
 E1.1 SCALE: 1/4" = 1'-0"

**PROHDE ARCHITECTS**  
 Architecture  
 11925 Old Glenn Hwy., Suite 201, Eagle River, AK 99577  
 ph. 907.696.2960  
 AProhde@hohdeArchitects.Com

Design/Build

NO. REVISION DATE

**CHUGACH TRAINING BUILDING**  
 9312 VANGUARD DR, ANCHORAGE, AK, 99507

**EIC ENGINEERS, INC**  
 ELECTRICAL ENGINEERS

EIC JOB NO: E23-4211  
 CORP. #AEC1105

6927 OLD SEWARD HWY  
 SUITE 200  
 ANCHORAGE, AK 99518  
 T 907.349.9712  
 F 907.349.9713  
 www.eiceng.com



Project Status

IF THIS SHEET IS LESS THAN: 22"x34" IT IS A REDUCED PRINT  
 - DO NOT SCALE DIMENSIONS FROM BLUEPRINTS -

JOB NO. E23-4211  
 DATE 11/27/2023  
 DRAWN JRW  
 REVIEWED EDC

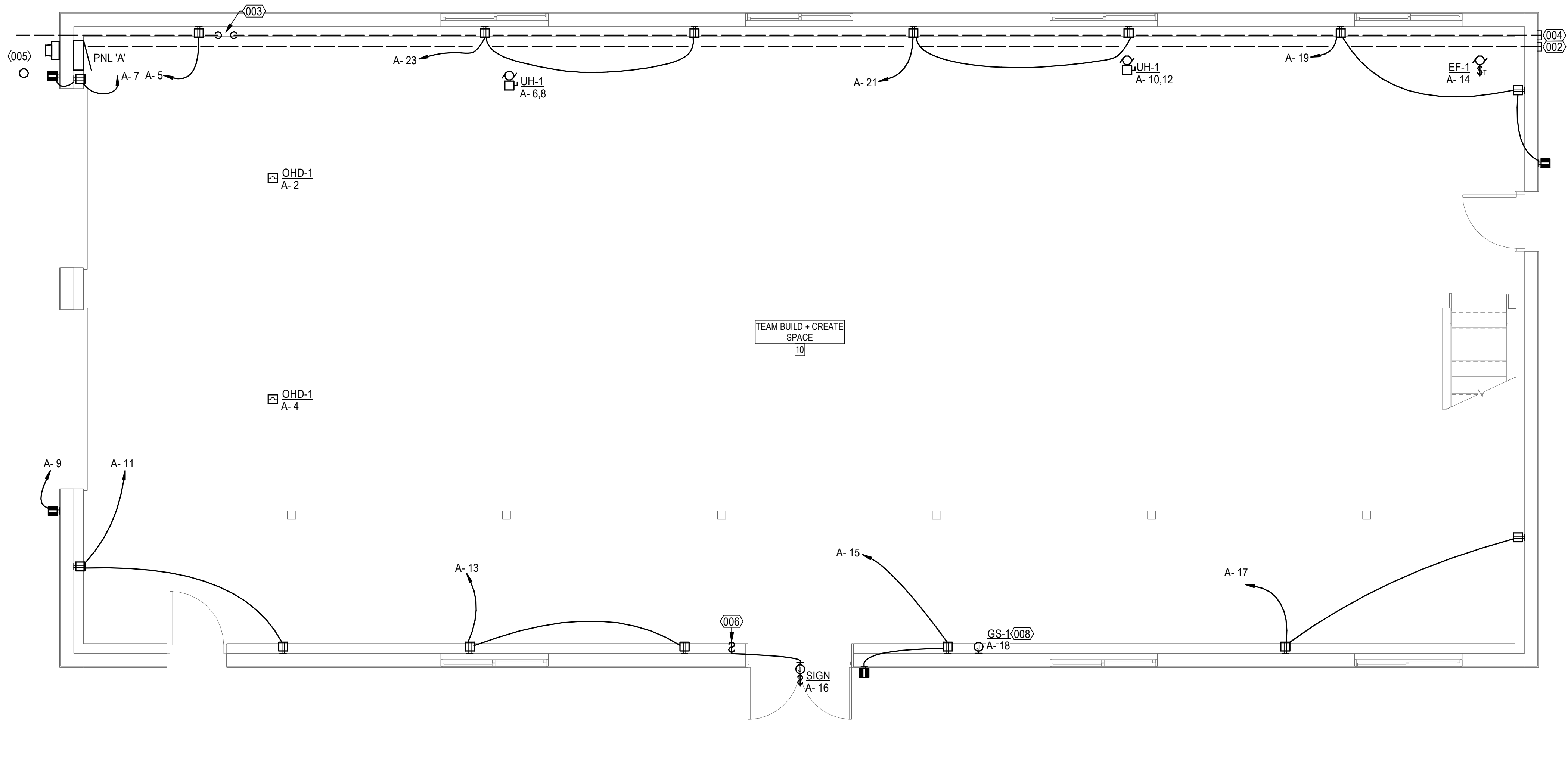
SHEET TITLE:  
 LIGHTING PLAN

SHEET NO.  
**E1.1**

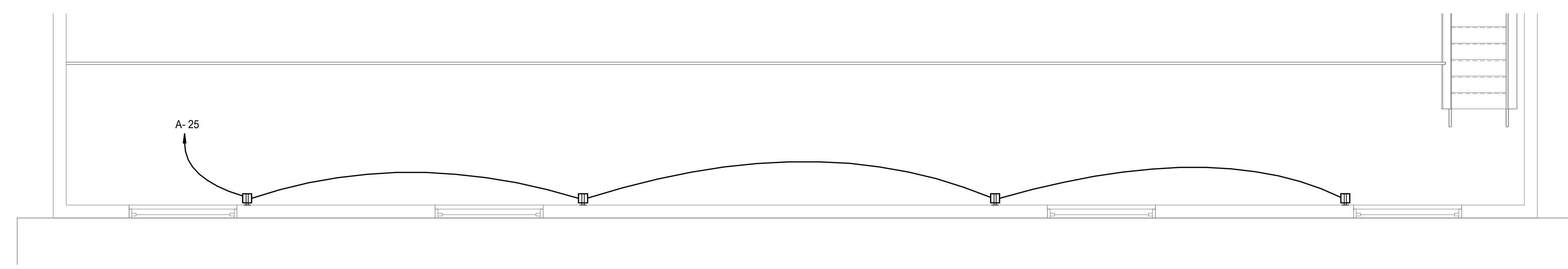
THIS SHEET IS FULL SIZE AT 34"x22"

11/27/2023 11:24:19 C:\Users\JoshuaWana\EIC Engineers\Design - Files\Projects\E23\4211 Chugach School District Training Office\DES\E23-4211\_ESH24\_ChugachSchoolDistrictTrainingOffice.rvt  
 11/27/2023 11:24:13 : fco : vsOnSite : 0.4;3.4;3.8;7.708

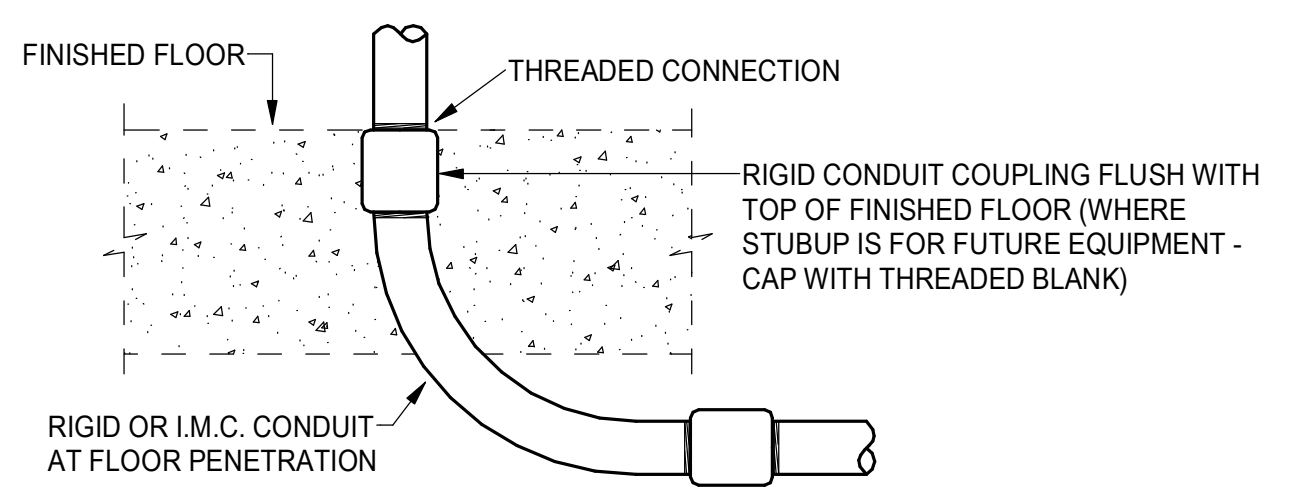
EQUIPMENT CONNECTION SCHEDULE													
NOTES													
(KEY)	'(x)' DENOTES A GENERAL, NON-REFERENCED, NOTE. NUMBERED NOTES ARE REFERENCED IN THE SCHEDULE.												
(A)	REFER TO FLOOR PLAN DRAWINGS FOR EQUIPMENT TYPE REQUIREMENTS, LOCATIONS AND QUANTITIES.												
(B)	COORDINATE ALL CONNECTION REQUIREMENTS WITH ACTUAL EQUIPMENT SUPPLIED PRIOR TO ROUGH-IN.												
(C)	COORDINATE AND PROVIDE SPECIFIC SIZING OF OVERLOADS AND FUSES WITH EQUIPMENT NAMEPLATES.												
(D)	FRACTIONAL HP TYPE MOTOR SWITCH WHERE AUTO CONTROL IS REQUIRED PROVIDE 'RELAY IN BOX'.												
1	NOT USED.												
SCHEDULE													
EQUIP ID	LOCATION OR FUNCTION	KVA	HP	FLA	MCA	MFS	TYPE	CONFIG	V	PH	OPD	FEEDER (MINIMUM) CU UON	NOTES
EF-1	EXHAUST FAN	1.656	3/4				MOTOR SWITCH		120	1	30 A	0.75°C, (2)10 AWG, (1)10 AWG EGC	
GS-1	AIR QUALITY GAS SENSOR	0.200							120	1	20 A	0.5°C, (2)12 AWG, (1)12 AWG EGC	
OHD-1	RECEPTACLE FOR OVERHEAD DOOR OPENER	1.176					DUPLEX (CEILING)		120	1	20 A	0.5°C, (2)12 AWG, (1)12 AWG EGC	
UH-1	GAS FIRED UNIT HEATER	1.176	1/2				NON-FUSED DISC		240	1	15 A	0.5°C, (2)12 AWG, (1)12 AWG EGC	



**1** POWER AND SIGNAL PLAN - LEVEL 1  
 E2.1 SCALE: 1/4" = 1'-0"



**2** POWER AND SIGNAL PLAN - MEZZANINE  
 E2.1 SCALE: 1/4" = 1'-0"





**3** STUBUP AT SLAB ON GRADE  
 E2.1 SCALE: NONE

**GENERAL NOTES**

- ALL RECEPTACLES ON LEVEL 1 TO BE MOUNTED AT 48" AFF UNLESS OTHERWISE NOTED.

**REFERENCED SHEET NOTES**

- | REF | NOTE  |
|-----|---|
| 002 | PROVIDE 2" CONDUIT FROM 'PANEL A' TO OUTSIDE OF EAST WALL. STUB UP AND CAP AT GROUND LEVEL FOR FUTURE EXPANSION.  |
| 003 | PROVIDE 4" CONDUIT TO DATA PEDESTAL ON WEST PROPERTY LINE. COORDINATE REQUIREMENTS WITH UTILITY COMPANY. STUB UP CONDUIT AND PROVIDE CAP. SEE DETAIL 3, THIS SHEET.                                       |
| 004 | PROVIDE 4" CONDUIT STUBBED FROM NEAR DATA ENTRANCE CONDUIT TO OUTSIDE OF EAST WALL. STUB UP AND CAP AT GROUND LEVEL FOR FUTURE EXPANSION.   |
| 005 | PROVIDE CONCRETE FILLED 4" STEEL PIPE BOLLARD PAINTED YELLOW EMBEDDED 5FT INTO GRADE FOR EQUIPMENT PROTECTION FROM VEHICLE TRAFFIC. SET TO THE RIGHT EDGE OF METER ACCESS WORKING CLEARANCE REQUIREMENTS. |
| 006 | SIGN CONTROL SWITCH. LABEL "EXT. BLD SIGN".   |
| 008 | AIR QUALITY MONITOR NEXT TO EF-1 CONTROL. REFER TO MECHANICAL PLANS FOR FULL DETAILS.   |



**PROHDE ARCHITECTS**  
 Architecture  
 11925 Old Glenn Hwy., Suite 201, Eagle River, AK 99577  
 ph. (907)696-2960  
 AProhde@prohdearchitects.com

Design/Build  
 Planning  
 Corp. Auth. #AEC799

NO.	REVISION	DATE

**CHUGACH TRAINING BUILDING**  
 9312 VANGUARD DR, ANCHORAGE, AK, 99507

**EIC ENGINEERS, INC**  
 ELECTRICAL ENGINEERS

EIC JOB NO: E23-4211  
 CORP. #AEC1105

6927 OLD SEWARD HWY  
 SUITE 200  
 ANCHORAGE, AK 99518  
 T 907.349.9712  
 F 907.349.9713  
 www.eiceng.com



Project Status

IF THIS SHEET IS LESS THAN: 22"x34" IT IS A REDUCED PRINT  
 - DO NOT SCALE DIMENSIONS FROM BLUEPRINTS -

JOB NO.	E23-4211
DATE	11/27/2023
DRAWN	JRW
REVIEWED	EDC

SHEET TITLE:  
 POWER AND SIGNAL PLAN

SHEET NO.  
**E2.1**

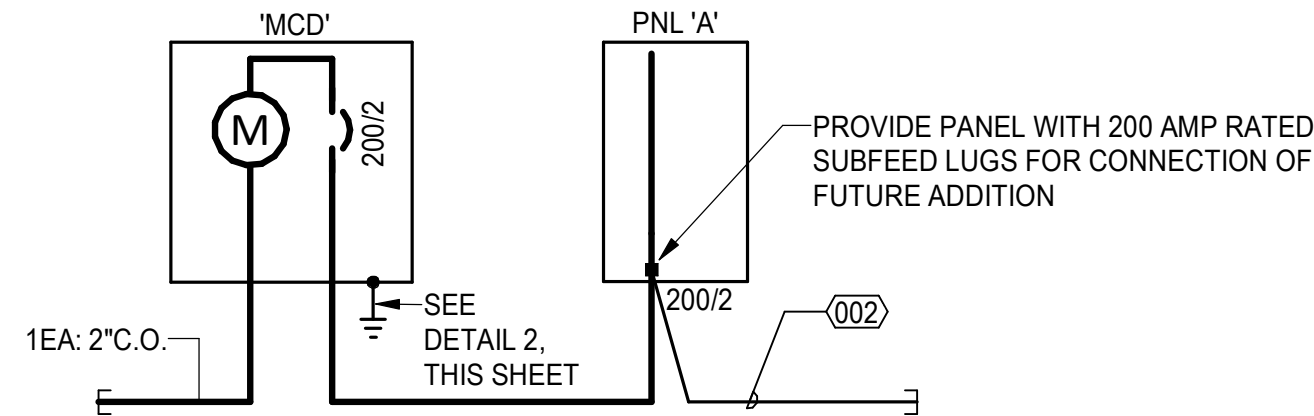
DISTRIBUTION SCCR SCHEDULE			
EQUIPMENT SHALL HAVE A SCCR EXCEEDING THE SHORT CIRCUIT AMPS (SCA) OR MINIMUM SCCR, WHICH EVER IS GREATER. EQUIPMENT SHALL BE FULLY RATED. BRANCH CIRCUIT PANELS RATED 225 AMPS OR LESS MAY USE MANUFACTURER TESTED COMBINATIONS PER NEC 240.86(B) AND THE MOTOR LOADS DO NOT EXCEED 1% OF THE LOWEST AIC RATED DEVICE IN THE PANEL PER NEC 240.86(C).			
CONTRACTOR TO VERIFY EQUIPMENT TO BE PROVIDED WITH SERVING UTILITY PRIOR TO PROCUREMENT. ANY DECREASE OF TRANSFORMER %Z, CONDUCTOR LENGTHS, OR INCREASE IN TRANSFORMER KVA OR CABLE SIZES TO BE REPORTED TO CONTRACT OFFICER FOR RECALCULATION OF SCA PRIOR TO PROCUREMENT. LENGTHS PROVIDED ARE MINIMUM FOR VALID CALCULATED VALUE AND DO NOT REPRESENT ACTUAL FEEDER LENGTH.			
ASSUMED UTILITY SYSTEM CONFIGURATION (BASIS FOR CALCULATION)			
SERVICE TRANSFORMER			
KVA	%Z	SCA SECONDARY	
		LINE-LINE	LINE-NEUTRAL
100	1.40	29,745	47,593
- FOR CALCULATION ONLY - SERVICE LATERAL			
AMPS	SCA		FT
200	(3)3/0 AWG		22
EQUIPMENT ID	SCA	MIN SCCR	XR
A	22,258	25,000	1.56
MCD	22,931	26,000	1.61

FEEDER SCHEDULE			
ID	AMPERAGE	FEEDER (MINIMUM) CU UON	
A	200	2" C, (3)3/0 AWG, (1)6 AWG EGC	

SERVICE EQUIPMENT SCHEDULE					
NOTES					
(KEY)	'(x)' DENOTES A GENERAL, NON-REFERENCED, NOTE.				
(A)	'MB' DENOTES ELECTRICAL SERVICE METERBASE PER UTILITY STANDARDS.				
1	NOT USED.				
SCHEDULE					
ID	FUNCTION	OPD	VOLTAGE CONFIG	ENCLOSURE	NOTES
CT	CT ENCLOSURE	400 A	240/120V, 1PH, 3W	NEMA 3R	
MD	MAIN DISCONNECT	400 A	240/120V, 1PH, 3W	NEMA 3R	
MCD	METER COMBINATION DISCONNECT	200 A	240/120V, 1PH, 3W		

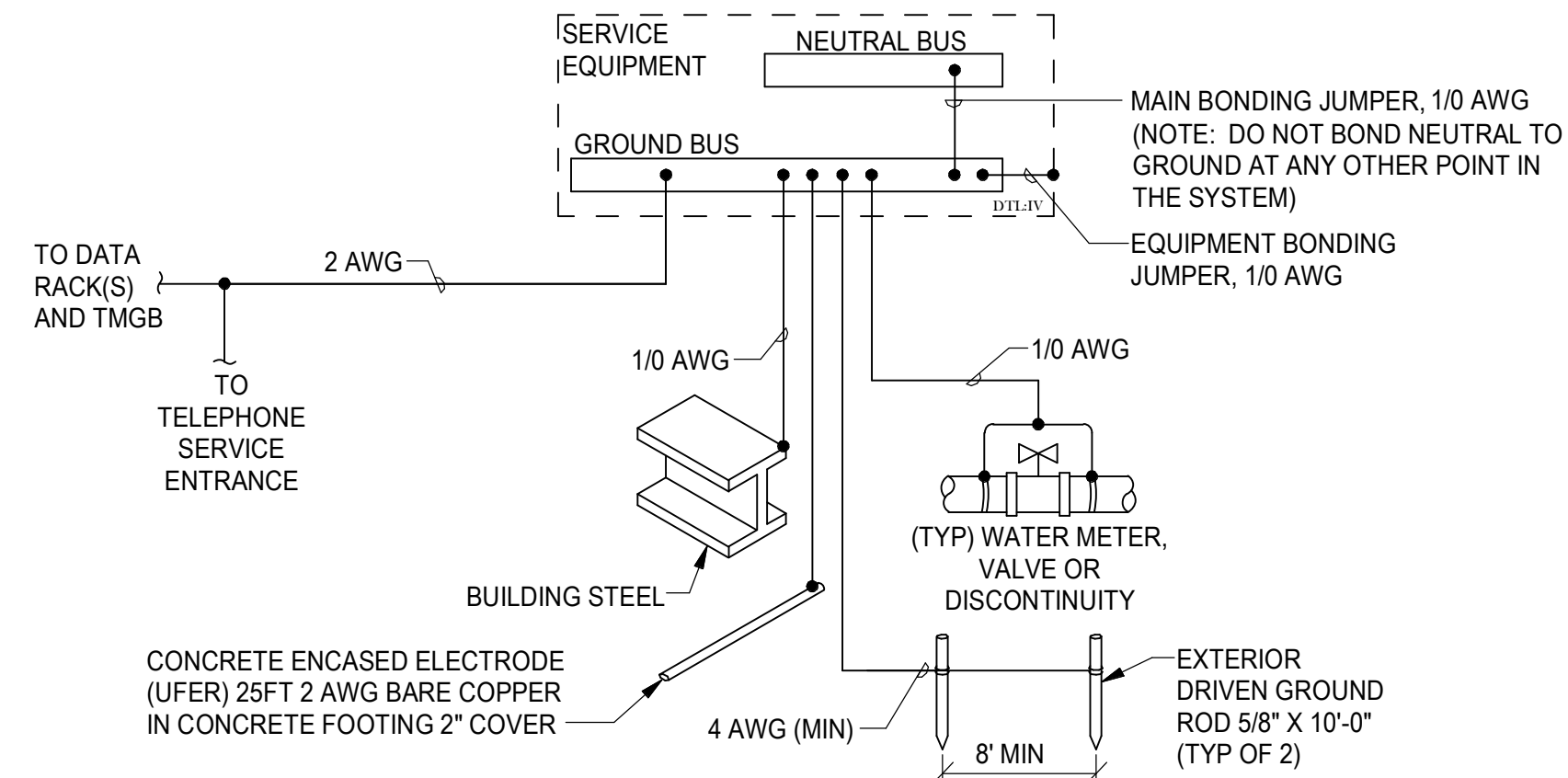
# REFERENCED SHEET NOTES

REF	NOTE
002	PROVIDE 2" CONDUIT FROM 'PANEL A' TO OUTSIDE OF EAST WALL. STUB UP AND CAP AT GROUND LEVEL FOR FUTURE EXPANSION.



1 POWER ONE-LINE DIAGRAM  
E3.1 SCALE: NONE

- NOTES:
- BOND ALL BUILDING STEEL AND METALLIC PIPING TO PROVIDE ELECTRICALLY CONTINUOUS SYSTEMS. BOND HOT AND COLD METALLIC WATER PIPES TOGETHER AT EACH WATER HEATER WITH 8 AWG MINIMUM.
  - PROVIDE RACEWAY FOR ALL ELECTRODE AND BOND CONDUCTORS. RACEWAY TO BE METALLIC IN PLENUM AIR SPACES. BOND METALLIC RACEWAY TO EACH END OF CONDUCTOR.
  - COMBINE GROUNDING ELECTRODE CONDUCTORS PER NEC.



2 GROUNDING SYSTEM ONE-LINE DIAGRAM  
E3.1 SCALE: NONE

LOAD CLASSIFICATIONS SCHEDULE		
NOTES		
(A)	NOT ALL LOAD CLASSIFICATIONS ARE NECESSARILY USED. ONLY CLASSIFICATIONS FROM LOADS THAT ARE CONNECTED TO EACH PANEL ARE SHOWN IN THE SUMMARY SECTION OF THE PANEL SCHEDULES.	
(B)	PANELBOARD BUS RATINGS TO EQUAL OR EXCEED OPD RATINGS SHOWN IN PANEL SCHEDULES UNLESS OTHERWISE NOTED.	
(C)	THE NEC DEMAND PERCENTAGE VALUES SHOWN IN THE PANEL SCHEDULE ARE A WEIGHTED AVERAGE. EXAMPLE 100VA @ 125% PLUS 100VA @ 100% IS A WEIGHTED AVERAGE OF 112.5% RESULTING IN 225VA NEC COMPUTED DEMAND AND 200VA CONNECTED.	
SCHEDULE		
CLASS.	NEC 2020	DESCRIPTION
CONT	210.20(A)	125% OF THE CONTINUOUS LOAD.
ETR	220.87	RECORDED LOAD * 125%. INDIVIDUAL CIRCUITS WITH 0.00 IN THE KVA/PHASE COLUMNS ARE "EXISTING TO REMAIN" LOADS WHICH WERE RECORDED AT THE FEEDER LEVEL AND INCLUDED IN THE SCHEDULE'S SUMMARY SECTION.
KTCH	220.56	TABLE 220.56 - DEMAND FACTORS FOR KITCHEN EQUIPMENT.
LTG	210.20(A)	LIGHTING LOADS CONSIDERED TO BE CONTINUOUS. 125% OF THE CONTINUOUS LOAD.
LTGE	210.20(A)	CALCULATED SAME AS 'LTG' BUT EXCLUDED FROM ENERGY LIGHTING POWER DENSITY CALCULATIONS.
MTR	430.24	125% OF THE FULL-LOAD CURRENT RATING OF THE HIGHEST RATED MOTOR PLUS THE SUM OF THE FULL-LOAD CURRENT RATINGS OF ALL OTHER MOTORS.
NCDN	220.60	NONCOINCIDENT LOADS: WHERE TWO OR MORE LOAD ARE UNLIKELY TO BE IN USE SIMULTANEOUSLY, THE LARGEST LOAD WILL BE USED. LOADS CLASSIFIED AS NCDN WILL HAVE ZERO LOAD.
NCNT	210.20(A)	100% OF THE NON-CONTINUOUS LOAD.
REC	220.44	NON-DWELLING GENERAL USE RECEPTACLES = FIRST 10KVA OR LESS AT 100% PLUS REMAINDER AT 50%.
MCA	(SEE MTR)	THE LOAD IS BASED ON THE GIVEN MCA (MINIMUM CIRCUIT AMPACITY) WHICH INCLUDES 125% OF THE LARGEST MOTOR OF THE UNIT. 100% OF THE MCA LOAD.

PANEL SCHEDULE NOTES (COLUMN 'N' OF PANEL SCHEDULE)	
'KEY'	DEFINITION OF REQUIREMENT - NOT ALL KEY NOTES ARE NECESSARILY REFERENCED
A	PROVIDE COMBINATION-TYPE AFCI CIRCUIT BREAKER.
B	PROVIDE CIRCUIT BREAKER RATED FOR "BACKFEED" USE.
C	CONTROL CIRCUIT VIA CONTACTOR.
D	PROVIDE DUAL FUNCTION AFCI AND GFCI CIRCUIT BREAKER.
E	PROVIDE GFPE CIRCUIT BREAKER.
G	PROVIDE GFCI CIRCUIT BREAKER.
L	PROVIDE CIRCUIT BREAKER WITH OEM LOCK-OFF DEVICE FOR USE AS DISCONNECT PER NEC.
N	PROVIDE NEW CIRCUIT BREAKER MATCHING EXISTING BREAKER AIC RATINGS.
O	PROVIDE CIRCUIT BREAKER WITH OEM LOCK ON DEVICE IDENTIFIED WITH RED MARKINGS.
S	PROVIDE SHUNT TRIP CIRCUIT BREAKER CONTROLLED BY ASSOCIATED SYSTEM.

PANEL 'A' SCHEDULE											
VOLTAGE: 240/120V, 1PH, 3W OPD RATING: 200 A						LOCATION: TEAM BUILD + CREATE SPACE 10 ENCLOSURE: NEMA 1 MOUNTING: SURFACE					
CKT	N	LOAD DESCRIPTION	AMP	P	A	B	P	AMP	LOAD DESCRIPTION	N	CKT
1		LTGLTGE: RM 10 INTERIOR LIGHTING	20	1	1.40	1.18		20	REC: RM 10 OHD-1 NORTH	G	2
3		LTG: RM 10 EXTERIOR LIGHTING	20	1		0.30	1.18	20	REC: RM 10 OHD-1 SOUTH	G	4
5		REC: RM 10 NW RECEIPT	20	1	0.18	0.59		2	MTR: RM 10 UH-1 WEST		6
7		REC: RM 10 NW EXTERIOR RECEIPT	20	1		0.36	0.59	--	--	--	8
9		REC: SW EXTERIOR RECEIPT	20	1	0.18	0.59		2	MTR: RM 10 UH-1 EAST		10
11		REC: RM 10 SW RECEIPTS	20	1		0.36	0.59	--	--	--	12
13		REC: RM 10 S RECEIPTS	20	1	0.36	1.66		1	MTR: RM 10 EF-1		14
15		REC: RM 10 S EXTERIOR RECEIPT	20	1		0.36	1.20	1	LTG: RM 10_SIGN		16
17		REC: RM 10 SE RECEIPTS	20	1	0.36	0.20		1	CONT: RM 10 GS-1		18
19		REC: RM 10 NE RECEIPTS	20	1		0.54	0.00	1	SPARE		20
21		REC: RM 10 N RECEIPTS EAST	20	1	0.36	0.00		1	SPARE		22
23		REC: RM 10 N RECEIPTS WEST	20	1		0.36	0.00	1	SPARE		24
25		REC: MEZZANINE RECEIPTS	20	1	0.72	0.00		1	SPARE		26
27	--	SPARE	20	1		0.00	0.00	1	SPARE		28
29	--	SPARE	20	1	0.00	0.00		1	SPARE		30
31	--	SPARE	20	1		0.00	0.00	1	SPARE		32
33	--	SPARE	20	1	0.00	0.00		1	SPARE		34
35	--	SPARE	20	1		0.00	0.00	1	SPARE		36
37	--	SPARE	20	1	0.00	0.00		1	SPARE		38
39	--	SPARE	20	1		0.00	0.00	1	SPARE		40
41	--	SPARE	20	1	0.00	0.00		1	SPARE		42
TOTAL KVA/PHASE:			7.8	5.8							
TOTAL AMPS/PHASE:			64.7	48.6							
SUMMARY BY LOAD TYPE											
LOAD CLASSIFICATION	CONNECTED	NEC FACTORS	TOTAL NEC								
CONT	0.200 KVA	125.00%	0.250 KVA								
LTG	2.860 KVA	125.00%	3.575 KVA								
LTGE	0.039 KVA	125.00%	0.049 KVA								
MTR	4.008 KVA	110.33%	4.422 KVA								
REC	6.492 KVA	100.00%	6.492 KVA								
				<b>PANEL TOTALS</b>							
				CONNECTED KVA: 13.599 KVA							
				NEC CALCULATED KVA: 14.788 KVA							
				CONNECTED AMPS: 57 A							
				NEC CALCULATED AMPS: 62 A							

**EIC ENGINEERS, INC**  
ELECTRICAL ENGINEERS

EIC JOB NO: E23-4211  
CORP. #AECC1105

6927 OLD SEWARD HWY  
SUITE 200  
ANCHORAGE, AK 99518  
T 907.349.9712  
F 907.349.9713  
www.eiceng.com



Project Status

IF THIS SHEET IS LESS THAN: 22"x34" IT IS A REDUCED PRINT  
- DO NOT SCALE DIMENSIONS FROM BLUEPRINTS -



**PROHDE ARCHITECTS**  
Design/Build

Architecture  
11925 Old Glenn Hwy., Suite 201, Eagle River, AK 99577  
ph. (907)696-2960  
AProhde@hohdearchitects.com Corp. Auth. #AEC769

NO. \_\_\_\_\_ DATE \_\_\_\_\_  
REVISION \_\_\_\_\_

**CHUGACH TRAINING BUILDING**  
9312 VANGUARD DR, ANCHORAGE, AK, 99507

JOB NO.	E23-4211
DATE	11/27/2023
DRAWN	JRW
REVIEWED	EDC

SHEET TITLE:  
ONE-LINE DIAGRAMS, DETAILS,  
AND SCHEDULES

SHEET NO.

**E3.1**

## AR 9250 MEAL PER DIEM - Travel / Per Diem Guidelines

1. **Eligibility:** Per diem will be provided to Chugach School District Employees/Board Members who are required to travel away from their official duty station for work-related purposes.
2. **Travel Authorization Form:** before travel plans are made, an Employee Travel Authorization Form must be completed, signed and approved. In most cases, filling out a CSD Travel Authorization Form will set in motion the per diem process.
3. **Per Diem:** The district uses a per diem system to account for meals while traveling out of the school district. Meal segments are: Breakfast – 20%, Lunch – 30%, Dinner – 50%. The day total is based on the local GSA meal rate.
4. **Partial Days:** Per Diem on travel days is calculated as follows:
  - Departure before breakfast 100% of GSA rate
  - Departure after breakfast 80% of GSA rate
  - Departure after lunch – before dinner 50% of GSA rate
5. **For in-district travel:** while traveling to CSD villages it is understood, and encouraged, that staff and service providers will share in communal meals. Food/meals should simply be charged to a district credit or p-Card, instead of submitting for per diem.
6. **Considerations:** Use per diem allowances ethically and responsibly. No per diem payments are made for a segment where a meal has already been paid through a registration fee, hotel reservation, or the district.
7. **Payment:** Per Diem will be reimbursed upon return and the submission of a Per Diem Statement Form.
8. **Incidentals:** include such items as taxi fares and parking fees. Whenever possible, a district p-Card should be used to pay for taxi fares, parking or any other incidental cost. When that is not possible, incidentals will be reimbursed upon return.
9. **IRS Timeframe:** Forms must be submitted to the business office within ten (10) working days after the conclusion of travel to be tax exempt.
10. **Documentation:** detailed receipts must substantiate all business expenses reimbursable to the employee (other than per diem).

## **AR 4133/4233/4333 TRAVEL EXPENSES – All Employees / School Board**

The mileage reimbursement rate for travel using a personal vehicle in the performance of assigned duties will be based on federal IRS rates and regulations pertaining to mileage.

### **Mileage Procedures / Practices**

#### What counts as business mileage (IRS Definition):

In simple terms, any time you drive from one place of work to another, it is considered business travel. You can be traveling between worksites and meeting locations, of course.

If you have a separate office where you perform most of your work, going from your home to your office is your commute. If your office is in your home, then any traveling you do for business would be considered business mileage.

#### We Ask That You

- Use district-owned and insured vehicles whenever possible, especially when transporting students.
- Order supplies in advance to reduce the need for last-minute store runs.
- Consolidate travel (errands, trips to the DO, etc.) and limit single-purpose trips.
- Compare the cost of time and mileage to commercial services. Mileage, shipping rates, purchasing online, and commercial travel should be compared for the most economical option.
- Feel safe in whatever conditions you are driving. Very little we do requires us to drive when conditions are poor. In addition, drive what is most suitable for the conditions, which in some cases might not be a district vehicle.
- Acquire preapproval for special trips for a single purpose/items or trips over 75 miles.

EAC Meeting Agenda  
January 10, 2024

Members present:

- I. Call to Order
- II. Old Business
  - a. Holiday Program
    - 1. Success! Everyone enjoyed the program that involved all students PreK-12
  - b. Moose Pass Field Trip
    - 1. Victor took students on field trip to Moose Pass in December. Students participate in Winter Olympics style games and had a great time.
  - c. Public Health Nurse
    - 1. Continued vision and hearing screenings and vaccinations for students
  - d. Winter Break
    - 1. December 25-January 5 was time well spent with family and friends
  - e. Open Positions
    - 1. Custodial position open
      - a. Students are currently cleaning in the afternoons
    - 2. Aide position open
    - 3. Kids Gym position open
      - a. Nick volunteered to do Kid's Gym
  - f. Mentorship Fair
    - 1. Postponed to 24-25 school year due to lack of time and people to put it together this year
- III. New Business
  - a. Sea Life Center Field Trips
    - 1. Victor is taking students every Thursday in January to the Sea Life Center in Seward (weather dependent).

2. Pre-K and Kindergarten will need a parent/guardian/adult to go with them
3. Bring lunch and warm clothing
4. Sign up at front desk

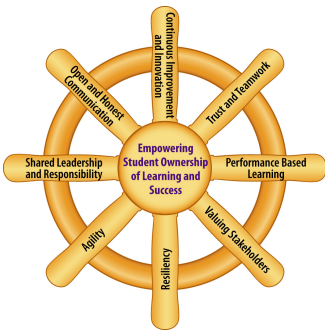
#### IV. Announcements

Next meeting: February 7 at 5:30pm

Chenega EAC Meeting  
January 18, 2024

1. Call to order@ 3:45 p.m.
2. Attendees: Camille Parry, Sue Parker, Melonie Kasheveroff, Joe Cross, Mike Vigil, Norma Selanoff, Gail Evanoff, Terri Michener
3. Head Teacher Report:
  - a. Students are finishing up the meaning of life reports. They will present them on Monday.
  - b. Will be starting a unit on "Love"
  - c. Science Report: Starting a new unit on cell division/ Mitosis and Meosis. The Next Unit will be covering DNA and Genetics
  - d. Awards Assembly on Monday at 3 p.m.
  - e. Class will be presenting their research papers on the meaning of life on Monday, January 22 @9:30 a.m.
  - f. Alyeska Community Service Project:
    - i. Help with the slugs
    - ii. Greenhouse help: churn Beds, re line
4. Mrs. Parker Report:
  - a. Sue's class will be studying plants. They will be starting seeds to watch them grow.
  - b. Working hard on sound recognition. They are working hard on spelling.
  - c. Math, everyone is on grade level for math
  - d. All elementary students are given a folder of work on Monday with all of their work for the week. They are responsible for completing the folder during the week, They are working on personal responsibility and completing tasks on time.
  - e. Next week Doug and the team from coastal studies will be here next week, They will also be bringing a student teacher in. She will work in the younger student's classroom.
5. Valentine's day:
6. NYO Updates:
  - a. Micheal Pipkin: asked for where the funds to Chenega Corp about funds for the NYO trip. Check will be made out to Chenega Student Council and sent to the Chugach School District so that they can deposit it.
  - b. Chaperones: New School District policies say that chaperones need to have a background checks
  - c. Micheal has a concern about asking Chenega Corp for NYO, and wants to know why the students are not fundraising for the event.
  - d. Funds can be used from the student council funds to pay for the gear, if needed. Asks that we be careful in what we are asking for because they are a non-profit organization.
  - e. Joey is keeping in touch with other communities to see if they would be interested having a competition among themselves, there is nothing scheduled for this year, but there is nothing planned for this year. He will see if they can make something happen.

- f. Maybe it would be possible to attend the Sobriety Days in Cordova next year and have a small “meet” then.
  - g. Melonie: There are a lot more events that the kids could attend that they haven’t.
  - h. Norma: It just takes a lot more planning and scheduling.
  - i. Joey would like to plan a time for the kids to showcase their skills to the community. He will work for with the teachers to schedule an event.
7. Open Discussion:
- a. Gail: 3 years ago, Chugachmiut wrote a gran for the sole purpose of creating Youth coalitions in Chenega, Tatitlek, Port Graham. The grant ran out last fall. The purpose of those coalition’s main purpose was to help the students remain drug and alcohol free. If the students want to continue on that path, they can. If they would like to choose to disband the coalition or change the focus of the area they can. They would have to decide what kind of funding they would like to have. Gail would like to ask the EAC send the proposition over to the student council if they would like continue with the coalition. There is funding another grant to keep the coalition going. Camille will bring it towards the student council tomorrow. We will have an answer to Gail as soon as possible.  
School remodel contract has been awarded to UIC. The work will start work the spring. It will be a 2-year project. Chenega Corp and UIC will work together to share shipping costs for the building materials.
  - b. Michael asked for clarification about the membership and leadership of the student council and the EAC.
  - c. Please contact Melonie if you have items you would like to add the agenda.
  - d. We will discuss EAC leadership and roles at the next meeting.
8. Next EAC Meeting: 2-8-2024
9. Meeting Adjourned: 6 p.m.



# Chugach School District

9312 Vanguard Drive, Suite 100  
Anchorage, AK 99507-5355  
(907) 522-7400 Phone  
(907) 522-3399 Fax  
[www.chugachschooldistrict.com](http://www.chugachschooldistrict.com)

**Date: February 8, 2024**

**To: Chugach School Board**

**From: Ty Mase**

**RE: Chief School Administrator’s Report – February 2024**

---

### Capital Projects:

To recap our Tatitlek and Chenega CIP projects went out to bid this past Fall and UIC was selected with a low bid of approximately 10.3 million for the combined remodels of the Tatitlek and Chenega schools. While the two projects were bid together for logistical and financial efficiency, UIC has proposed starting the Chenega project this coming summer and the bulk of the Tatitlek project will be next summer.

### Chenega Remodel Draft Construction Schedule: Summer 2024

**April** – Mobilization and barging Begins

**May** – Barricades/safety systems, hazmat removal, roof demo, civil/site utilities, roof build-up/framing, rough mechanical, electrical, sprinkler system, roof overhang – alternate #1

**June** – Interior demo, spray foam, door replacement, interior carpentry, drywall, paint, new roofing, flashing

**July** – Reflected ceilings, finish carpentry, finish mechanical, electrical, and sprinkler system

**August** – New concrete, entry ramp and entry, and flooring. final grading

**September** – Additions and corrections, demobilization

### Tatitlek Remodel Draft Construction Schedule: Summer 2025

**April** – Mobilization and barging begins

**May** – Barricades and safety systems, hazmat removal, generator building, roof demolition, hazmat roof abatement, civil/site utilities, Roof build-up framing, demolitions, new roof and flashing, rough mechanical, electrical, sprinkler system

**June** – Structural steel underbuilding, concrete, deck modifications and railings, siding removal, rigid insulation, weather barrier, siding installation, interior demolitions, glazings, spray foam, door replacement, interior carpentry, drywall, paint, acoustical panels/gym accessories

**July** – New dishwasher/kitchen appliances, reflected ceilings, flooring, finish carpentry, Finish mechanical, electrical, and sprinkler system

**August** – New concrete, entry ramp and entry, and flooring, final grading

**September** – Additions and corrections, demobilization



Whittier Community School  
(907) 472-2575

Tatitlek Community School  
(907) 325-2252

Chenega Bay Community School  
(907) 573-5123

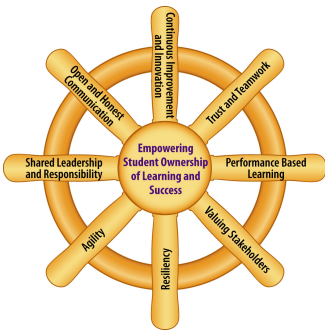
Valdez FOCUS  
Homeschool  
(907) 835-5528

Anchorage FOCUS  
Homeschool  
(907) 522-7400

Fairbanks FOCUS  
Homeschool  
(907) 457-2545

Voyage to  
Excellence  
(907) 222-2712





# Chugach School District

9312 Vanguard Drive, Suite 100  
 Anchorage, AK 99507-5355  
 (907) 522-7400 Phone  
 (907) 522-3399 Fax  
[www.chugachschooldistrict.com](http://www.chugachschooldistrict.com)

## CSA Goals and Progress:

1. Refine processes, policies, and procedures
  - Revamping mileage and per diem
  - Moving towards automation of forms/paperwork
2. Focus on instructional design and innovation
  - Task force on instructional design developed and meeting
  - Task force to look at Student Information Systems put in place
  - Looking at plans for next year's inservice and professional development
3. Encourage shared leadership
  - Two staff looking at Type B administrative programs
  - Task forces in place for instruction, SIS systems and homeschool allotment
4. Embrace financial and facility efficiencies
  - New CFO settling in and doing well
  - Working towards a p-card system to reduce paperwork burden
  - Moving forward with remodels of Chenega and Tatitlek
  - Investing capital funds until needed for project

## Staffing:

We are anticipating the need to recruit five new staff. We have two staff retiring, two moving to the lower 48 and one looking to try something else outside of the classroom.

We are recruiting online, advertising local, offering a talent search stipend to staff and are slated to visit several university job fairs.

## Important Dates to Remember:

- February 10-13: AASB Fly-In (Juneau)
- April 11-13 Chugach Certified Inservice
- April 20-21 AASB Spring Boardsmanship Academy

## Policy Overview: BP 2123 EVALUATION OF THE SUPERINTENDENT

The Board believes that an annual evaluation of the Superintendent's performance strengthens working relationships between the Superintendent and the Board. The evaluation process should clarify the Superintendent's role and give the Board and Superintendent an opportunity to jointly identify immediate priorities among the Superintendent's many responsibilities. Evaluations also



Whittier Community School  
(907) 472-2575

Tatitlek Community School  
(907) 325-2252

Chenega Bay Community School  
(907) 573-5123

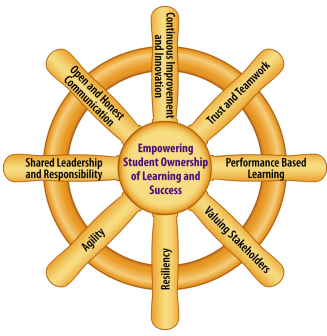
Valdez FOCUS  
Homeschool  
(907) 835-5528

Anchorage FOCUS  
Homeschool  
(907) 522-7400

Fairbanks FOCUS  
Homeschool  
(907) 457-2545

Voyage to  
Excellence  
(907) 222-2712





# Chugach School District

9312 Vanguard Drive, Suite 100

Anchorage, AK 99507-5355

(907) 522-7400 Phone

(907) 522-3399 Fax

[www.chugachschooldistrict.com](http://www.chugachschooldistrict.com)

should help the Board to monitor progress toward established goals and to set reasonable criteria for salary increases and/or contract extension.

The Board shall meet with the Superintendent to discuss the evaluation, including commendations in areas of strength and recommendations for improving effectiveness. The Superintendent and Board members shall agree upon and sign an evaluation summary. Additional evaluations may be arranged at any time during the school year at the request of either the Board or the Superintendent.  
(cf. 2121 - Superintendent's Contract)

The evaluation process shall be reviewed annually to determine whether any of the following steps need improvement:

1. Developing or reviewing/revising the superintendent's job description.
2. Adopting or reviewing/revising evaluation policy.
3. Establishing clear criteria to include progress on district goals.
4. Establishing or reviewing/revising the evaluation process.
5. Carrying out the evaluation.
6. Summarizing the results.
7. Discussing the results with the superintendent.
8. Developing a plan for growth and improvement.



*Whittier Community School*  
(907) 472-2575

*Tatitlek Community School*  
(907) 325-2252

*Chenega Bay Community School*  
(907) 573-5123

*Valdez FOCUS  
Homeschool*  
(907) 835-5528

*Anchorage FOCUS  
Homeschool*  
(907) 522-7400

*Fairbanks FOCUS  
Homeschool*  
(907) 457-2545

*Voyage to  
Excellence*  
(907) 222-2712



## **MISSION, VISION, GOALS**

### **1. The Mission and Vision Statements, listed below, adequately meet our district's needs.**

Mission Statement: The Chugach School District is committed to developing and supporting a partnership with students, parents, community, and business which equally shares the responsibility of empowering students to meet the needs of the ever-changing world in which they live. Students shall possess the academic and personal characteristics necessary to reach their full potential. Students will contribute to their community in a manner that displays respect for human dignity and validates the history and culture of all ethnic groups.

Vision Statement: Our vision is to serve as a trusted collective voice for our district while promoting strong ethics, integrity, and equitable quality education for all of our students.

- Strongly Agree
- Slightly Agree
- Disagree Slightly
- Disagree Strongly

### **2. The Board sets yearly goals and makes effective use of them when developing annual budgets.**

- Strongly Agree
- Slightly Agree
- Disagree Slightly
- Disagree Strongly

### **3. In relation to this section on MISSION, VISION, GOALS, I think the Board's performance has been:**

- Outstanding
- Above Average
- Average
- Needs Improvement

### **4. This space is provided for any comments you may have related to this section on MISSION, VISION, GOALS.**

## **BOARD SUPPORT AND BOARD PROCESSES**

**5. In my view, the Board meets often enough to accomplish its work.**

- Strongly Agree
- Slightly Agree
- Disagree Slightly
- Disagree Strongly

**6. I believe that Boardbook meeting packets include appropriate and sufficient supporting information.**

- Strongly Agree
- Slightly Agree
- Disagree Slightly
- Disagree Strongly

**7. I believe that Board members receive meeting agendas and board packets sufficiently in advance of board meetings.**

- Strongly Agree
- Slightly Agree
- Disagree Slightly
- Disagree Strongly

**8. I think that Board meetings are conducted in a fair, efficient, and effective manner and all members are encouraged to participate.**

- Strongly Agree
- Slightly Agree
- Disagree Slightly
- Disagree Strongly

**9. I believe that as a Board we are knowledgeable of our Board Bylaws and Policies.**

- Strongly Agree
- Slightly Agree
- Disagree Slightly
- Disagree Strongly

**10. I think the Board's annual process for evaluating its own performance is effective.**

- Strongly Agree
- Slightly Agree
- Disagree Slightly
- Disagree Strongly

**11. In relation to this section on BOARD SUPPORT AND BOARD PROCESSES, I think the Board's performance has been**

- Outstanding
- Above Average
- Average
- Needs Improvement

**12. This space is provided for any comments you may have related to this section on BOARD SUPPORT AND BOARD PROCESSES.**

### **BOARD AND CSA RELATIONSHIP**

**13. I am satisfied that the Board monitors the CSA's performance annually using specific performance targets agreed to with the CSA in advance.**

- Strongly Agree
- Slightly Agree
- Disagree Slightly
- Disagree Strongly

**14. I believe a climate of mutual trust exists between the Board and the CSA.**

- Strongly Agree
- Slightly Agree
- Disagree Slightly
- Disagree Strongly

**15. I agree that the Board consistently holds the CSA accountable for complying with board policy and supports the CSA in implementing it.**

- Strongly Agree
- Slightly Agree
- Disagree Slightly
- Disagree Strongly

**16. Based on my judgment, if conflict arises between the Board and CSA, it is managed effectively.**

- Strongly Agree
- Slightly Agree
- Disagree Slightly
- Disagree Strongly

**17. In relation to this section on BOARD AND CSA RELATIONSHIP, I think the Board's performance has been :**

- Outstanding
- Above Average
- Average
- Needs Improvement

**18. This space is provided for any comments you may have related to this section on BOARD AND CSA RELATIONSHIP.**

## **STUDENTS AND STUDENT ACHIEVEMENT**

**19. I think the Board is kept informed of the CSD instructional model, student achievement, and activities.**

- Strongly Agree
- Slightly Agree
- Disagree Slightly
- Disagree Strongly

**20. As a Board member, I feel my knowledge of the competency-based model is adequate**

- Strongly Agree
- Slightly Agree
- Disagree Slightly
- Disagree Strongly

**21. I believe the programs of academic, social, and other activities are provided equitably to students across the school district and are the best the Board can provide with available resources.**

- Strongly Agree
- Slightly Agree
- Disagree Slightly
- Disagree Strongly

**22. In relation to this section on STUDENTS AND STUDENT ACHIEVEMENT, I think the Board's performance has been.**

- Outstanding
- Above Average
- Average
- Needs Improvement

**23. This space is provided for any comments you may have related to this section on STUDENTS AND STUDENT ACHIEVEMENT**

**FINANCE**

**24. I think the Board understands and successfully performs its role and responsibilities for financial oversight of district budgets.**

- Strongly Agree
- Slightly Agree
- Disagree Slightly
- Disagree Strongly

**25. I think the Board is well-informed on insurance and risk management issues.**

- Strongly Agree
- Slightly Agree
- Disagree Slightly
- Disagree Strongly

**26. I believe the Board is well-informed about the process and findings of the district's financial audit.**

- Strongly Agree
- Slightly Agree
- Disagree Slightly
- Disagree Strongly

**27. In relation to this question on FINANCE, I think the Board's performance has been Outstanding**

- Outstanding
- Above Average
- Average
- Needs Improvement

**28. This space is provided for any comments you may have related to this section on FINANCE.**

## **BOARD MEMBER PERFORMANCE**

**29. I have an adequate opportunity to understand governance obligations and responsibilities and to develop my governance skills.**

- Strongly Agree
- Slightly Agree
- Disagree Slightly
- Disagree Strongly

**30. I stay abreast of education trends, legislation, and public policy issues.**

- Strongly Agree
- Slightly Agree
- Disagree Slightly
- Disagree Strongly

**31. I read board packets for upcoming meetings prior to attending the meeting.**

- Strongly Agree
- Slightly Agree
- Disagree Slightly
- Disagree Strongly

**32. I help other Board members avoid things that are better left to the CSA.**

- Strongly Agree
- Slightly Agree
- Disagree Slightly
- Disagree Strongly

**33. I believe the Board conducts its business in a fair, ethical, and responsible manner.**

- Strongly Agree
- Slightly Agree
- Disagree Slightly
- Disagree Strongly

**34. I am satisfied that the Board is committed to continually improving its teamwork, problem-solving, and decision-making skills.**

- Strongly Agree
- Slightly Agree
- Disagree Slightly
- Disagree Strongly

**35. I believe that the Board's actions are closely aligned with the district's mission, vision, policies, and bylaws.**

- Strongly Agree
- Slightly Agree
- Disagree Slightly
- Disagree Strongly

**36. I think the Board refrains from making management decisions or involving itself in operational management issues.**

- Strongly Agree
- Slightly Agree
- Disagree Slightly
- Disagree Strongly

**37. In my view, the Board effectively uses the district's strategic plan as a guide to set priorities.**

- Strongly Agree
- Slightly Agree
- Disagree Slightly
- Disagree Strongly

**38. In relation to this question on BOARD MEMBER PERFORMANCE, I think the Board's performance has been:**

- Outstanding
- Above Average
- Average
- Needs Improvement

**39. This space is provided for any comments you may have related to the section on BOARD MEMBER PERFORMANCE.**

**40. What, if anything, would improve your performance as a Board member?**

## 1. ASSESSMENT OF KEY SKILLS AND ABILITIES OF THE CSA

**\* 1. The CSA is able to see the "big picture," think strategically, and communicate a vision for the District.**

### CSA Comments

- |                                      |   |   |
|--------------------------------------|---|---|
| <input type="radio"/> Strongly Agree | <input type="radio"/> Slightly Agree    | <input type="radio"/> Disagree          |
| <input type="radio"/> Agree          | <input type="radio"/> Slightly Disagree | <input type="radio"/> Strongly Disagree |

**\* 2. The CSA maintains positive, effective, and open communication with the Board.**

### CSA Comments

**Based on the above information and your knowledge of the CSA's performance, he maintains positive, effective, and open communication with the Board.**

- |                                      |   |   |
|--------------------------------------|---|---|
| <input type="radio"/> Strongly Agree | <input type="radio"/> Slightly Agree    | <input type="radio"/> Disagree          |
| <input type="radio"/> Agree          | <input type="radio"/> Slightly Disagree | <input type="radio"/> Strongly Disagree |

**\* 3. The CSA is able to make tough decisions in the best interests of the District and hold people accountable for their responsibilities.**

### CSA Comments

**Based on the above information and your knowledge of CSA's performance, he is able to make tough decisions in the best interests of the District and hold people accountable for their responsibilities.**

- |                                      |   |   |
|--------------------------------------|---|---|
| <input type="radio"/> Strongly Agree | <input type="radio"/> Slightly Agree    | <input type="radio"/> Disagree          |
| <input type="radio"/> Agree          | <input type="radio"/> Slightly Disagree | <input type="radio"/> Strongly Disagree |

**\* 4. The CSA is proactive and innovative in identifying issues and finding solutions.**

### CSA Comments

**Based on the above information and your knowledge of the CSA's performance, he is proactive and innovative in identifying issues and finding solutions.**

- |                                      |   |   |
|--------------------------------------|---|---|
| <input type="radio"/> Strongly Agree | <input type="radio"/> Slightly Agree    | <input type="radio"/> Disagree          |
| <input type="radio"/> Agree          | <input type="radio"/> Slightly Disagree | <input type="radio"/> Strongly Disagree |

**\* 5. The CSA conducts himself in a way that promotes openness, cooperation, teamwork, trust, respect, and fair dealing throughout the District.**

**CSA Comments**

**Based on the above information and your knowledge of the CSA's performance, he conducts himself in a way that promotes openness, cooperation, teamwork, trust, respect, and fair dealing throughout the District.**

- |                                      |   |   |
|--------------------------------------|---|---|
| <input type="radio"/> Strongly Agree | <input type="radio"/> Slightly Agree    | <input type="radio"/> Disagree          |
| <input type="radio"/> Agree          | <input type="radio"/> Slightly Disagree | <input type="radio"/> Strongly Disagree |

**\* 6. The CSA presents ideas in one-on-one and group settings with confidence, conviction, and sensitivity to the diverse interests in the communities served by the District.**

**CSA Comments**

**Based on the above information and your knowledge of the CSA's performance, he presents ideas in one-on-one and group settings with confidence, conviction, and sensitivity to the diverse interests in the communities served by the District.**

- |                                      |   |   |
|--------------------------------------|---|---|
| <input type="radio"/> Strongly Agree | <input type="radio"/> Slightly Agree    | <input type="radio"/> Disagree          |
| <input type="radio"/> Agree          | <input type="radio"/> Slightly Disagree | <input type="radio"/> Strongly Disagree |

**\* 7. The CSA has a customer-service orientation.**

**CSA Comments**

Based on the above information and your knowledge of CSA's performance he demonstrates a customer service orientation when engaging with students, parents, district and state-wide leaders.

- |                                      |   |   |
|--------------------------------------|---|---|
| <input type="radio"/> Strongly Agree | <input type="radio"/> Slightly Agree    | <input type="radio"/> Disagree          |
| <input type="radio"/> Agree          | <input type="radio"/> Slightly Disagree | <input type="radio"/> Strongly Disagree |

**\* 8. The CSA is able to communicate effectively with employees at all levels in the District.**

**CSA Comments**

**Based on the above information and your knowledge of teh CSA's performance, he is able to communicate effectively with employees at all levels in the District.**

- |                                      |   |   |
|--------------------------------------|---|---|
| <input type="radio"/> Strongly Agree | <input type="radio"/> Slightly Agree    | <input type="radio"/> Disagree          |
| <input type="radio"/> Agree          | <input type="radio"/> Slightly Disagree | <input type="radio"/> Strongly Disagree |

**\* 9. The CSA is able to communicate effectively with students, parents, employers, organizational leaders, and other community residents.**

**CSA Comments**

**Based on the above information and your knowledge of CSA's performance, he is able to communicate effectively with students, parents, employers, organization leaders, and other community residents.**

- Strongly Agree
- Slightly Agree
- Disagree
- Agree
- Slightly Disagree
- Strongly Disagree

**\* 10. Based on the above information and your knowledge of the CSA's performance, please indicate the summary rating below that you would give his performance relative to ASSESSMENT OF KEY SKILLS AND ABILITIES OF THE CSA.**

- Outstanding
- Average
- Above Average
- Needs Improvement

**11. This space is provided for any comments you may have related to this section on ASSESSMENT OF KEY SKILLS AND ABILITIES OF THE CSA.**

## 2. PERFORMANCE OBJECTIVES OF THE CSA

The questions that follow list performance goals associated with six (6) major responsibility areas. In each of these areas, the CSA has provided comments on his accomplishments.

\* 12. **RESPONSIBILITY 1: Board Support**

Following are CSA statements and results to address **RESPONSIBILITY 1: Board Support**.

Based on the above information and your knowledge of the CSA's performance, please indicate the summary rating below that you would give his performance related to **RESPONSIBILITY 1: Board Support**.

- Outstanding                       Average  
 Above Average                       Needs Improvement

13. This space is provided for any comments you may have related to **RESPONSIBILITY 1: Board Support**.

\* 14. **RESPONSIBILITY 2: Programs and Services**

Oversees the planning, development, risk management, compliance, evaluation, and quality of the district's programs. Ensures that customer service orientation is a priority for all employees.

Following are CSA statements and results related to **RESPONSIBILITY 2: Programs and Services**.

Based on the above information and your knowledge of the CSA's performance, please indicate the summary rating below that you would give his performance relative to **RESPONSIBILITY 2: Programs and Services**.

- Outstanding                       Average  
 Above Average                       Needs Improvement

15. This space is provided for any comments you may have related to **RESPONSIBILITY 2: Programs and Services**.

\* 16. **RESPONSIBILITY 3: Strategic Leadership**

**Following are CSA statements and results related to RESPONSIBILITY 3: Strategic Leadership.**

**Based on the above information and your knowledge of the CSA's performance, please indicate the summary rating below that you would give his performance relative to RESPONSIBILITY 3: Strategic Leadership.**

- Outstanding                       Average  
 Above Average                       Needs Improvement

**17. This space is provided for any comments you may have related to RESPONSIBILITY 3: Strategic Leadership.**

\* 18. **RESPONSIBILITY 4: Finances and Facilities**

**Following are CSA statements and results relative to RESPONSIBILITY 4: Finances and Facilities.**

**Based on the above information and your knowledge of the CSA's performance, please indicate the summary rating below that you would give his performance relative to RESPONSIBILITY 4: Finances and Facilities.**

- Outstanding                       Average  
 Above Average                       Needs Improvement

**19. This space is provided for any comments you may have related to RESPONSIBILITY 4: Finances and Facilities.**



25. This space is provided for any final comments you may have related to the overall performance of the CSA.

January 25, 2024

Dear Stephanie,

After much consideration, I have made the decision to resign from my teaching position at Whittier Community School. I have truly enjoyed my time here and am grateful for the opportunity to work along such great colleagues and with such great kids.

My resignation will be effective at the end of the 2023-2024 school year. I wanted to give you as much notice as possible so the necessary arrangements can be made. I will do anything I can to ensure a smooth transition and will assist in any way needed.

Thank you for your support throughout my time here. I appreciate all that you have done to create a positive and collaborative environment. If there is anything you need from me, please do not hesitate to ask.

Warm regards,

Timothy S. Bloodgood

January 25, 2024

Dear Stephanie,

After much consideration, I have made the decision to resign from my teaching position at Whittier Community School. I have truly enjoyed my time here and am grateful for the opportunity to work along such great colleagues and with such great kids.

My resignation will be effective at the end of the 2023-2024 school year. I wanted to give you as much notice as possible so the necessary arrangements can be made. I will do anything I can to ensure a smooth transition and will assist in any way needed.

Thank you for your support throughout my time here. I appreciate all that you have done to create a positive and collaborative environment. If there is anything you need from me, please do not hesitate to ask.

Warm regards,

Jane Alzner



**Deborah L. Treece**

M.Ed. Education Leadership; M.Ed. Special Education

8972 West Parkview Terrace Loop ~ Eagle River, AK 99577

Phone 907-575-8702

Email [akdebbietreece@gmail.com](mailto:akdebbietreece@gmail.com)

[dtreece@chugachschoools.com](mailto:dtreece@chugachschoools.com)

January 29, 2024

Dear Chief School Administrator Ty Mase and the Chugach School Board Members:

Life is never how you plan it, or expect it to unfold, but that's why amazing opportunities and unexpected moments of joy make life worth living!

After devoting my career over the past 38 years in education as a Teacher, Paraprofessional, Grant Administrator, Special Education Coordinator and Director, District Administrator, and Interim Superintendent, the time has come to wrap up this long chapter of my professional life, and discover what opportunities and joys lie ahead.

My first 10 teaching years in Southern California from 1985 – 1996 were filled with primary grade experiences in Carlsbad, Hemet, and Covina – all large schools and districts. Excited to relocate to beautiful Alaska to work for Chugach School District (an organization that resonated with my educational philosophy of individualizing education for all students), we moved our family to Whittier the summer of 1996. Several years working with PK-12<sup>th</sup> grade students and staff in a variety of roles provided lots of growth opportunities and great experiences. Living in Whittier included working at the local Post Office and Sound Ideas Gift Shop during the summer months, connecting with locals and tourists in addition to our staff, students and families.

Life changes brought us to Eagle River in 1999, and my work started at the Chugach School District Office as a grant coordinator and Anchorage House facilitator. Fast forward 25 years at the DO that added roles to my job, and I'm still in awe of the Chugach journey that I've been proud to be part of, alongside so many valued staff, leaders, board members and mentors. Without the trust, confidence, and support from leaders past and present, I would not have been able to experience the amazing professional growth that has taken me from the classroom to leadership roles for almost four decades.

Continuous improvement in all aspects of this wonderful organization has helped us navigate the hills and valleys over the past 28 years since I joined Chugach School District, and I am confident that these efforts will continue into the future. The focus on every student and their academic and personal growth to become successful adults with a strong foundation to tackle the unknowns of life is at the heart of what makes Chugach School District an excellent organization. Through the dedication of the Chugach Team, my efforts in working and supporting thousands of students, families, community members, and staff has made me so proud to be an educator throughout my adult life.

Thank you for your blessings and support as another chapter in Life begins.

*Character is like a tree and reputation like a shadow. The shadow is what we think of it; the tree is the real thing.*

Abraham Lincoln

**RESOLUTION AUTHORIZING ISSUANCE OF INDIVIDUAL PROCUREMENT CARDS**

WHEREAS, the Chugach School Board (the "Board") has a fiduciary responsibility to manage the financial processes of the district efficiently;

WHEREAS, the Board of the Chugach School District has the authority to enter into an agreement with the Bank of Montreal for purchasing cards; and

NOW, THEREFORE, BE IT RESOLVED by the Board of the Chugach School District that the CFO is authorized to enter into an Agreement with the Bank of Montreal to secure Procurement Cards for each authorized employee of the Chugach School District under such terms and conditions as approved by the Board. The Board authorizes the Chugach School District CFO to execute a p-Card program agreement on its behalf.

BE IT FINALLY RESOLVED, that this resolution shall take effect immediately upon passage.

Approved this 8<sup>th</sup> day of February 2024.

Ayes \_\_\_\_\_

Nays \_\_\_\_\_

President/Chairman \_\_\_\_\_ Date \_\_\_\_\_

Chief School Administrator \_\_\_\_\_ Date \_\_\_\_\_

## BB 9250 REMUNERATION, REIMBURSEMENT, AND OTHER BENEFITS (Revised)

Note: [A.S. 14.14.140](#) authorizes the Board to compensate its members as provided by board resolution.

### Stipend

The School Board recognizes the time and personal effort Board members give to the district. Board Honorarium will be paid to Chugach Board members for ~~the following meetings~~ [during their time away from work and home. The monthly honorarium amount will cover:](#)

1. Regular Chugach Board Meeting Days
2. ~~AASB November Training & Conference Days including days directly related to the conference in which school district business is being conducted.~~
3. NSBA Training & Conference Days
4. Special Meetings
5. Emergency Meetings

### Board Honorarium Amount:

1. ~~Daily~~ [Monthly](#) Board Honorarium amount will be ~~\$275 for any meeting~~ [\\$500](#).
2. ~~No honorarium will be paid for travel days that don't include Board meetings.~~
3. Travel Expenses for Board members to participate in Board meetings will be reimbursed outside of the Board honorarium payments.

### Per Diem

Meal per diem will be paid to Board members when they are required to travel in to school district activities. Per Diem reimbursement rate will be ~~\$60 a day~~ [reflect AR 9250](#).

### Reimbursement of Expenses

Board members shall be reimbursed for expenses incurred in attending any meetings or in taking any trips on official business of the school district.