

**Ninnekah Public Schools
Board of Education Regular Meeting
Ninnekah Elementary School Library, 810 Dell Street, Ninnekah, Oklahoma 73067
Monday, September 8, 2025 at 6:00 PM**

AGENDA

1. Call meeting to order
2. Roll call.
3. Pledge of Allegiance
4. Discussion on the Title IX Plan Compliance Report.
5. Principal & Athletic Director Reports
6. Superintendent Report
7. Board Report from OSSBA Conference.
8. Discussion and possible action to approve the BSN supplier agreement.
9. Discussion and possible action to approve the Alternative Education National Dropout Prevention Conference trip.
10. Discussion regarding the Drop Out Report/ Remediation Report.
11. Public Comment

Ninnekah Public Schools Policy AF

Adopted August 18th, 2022

Public Participation at Board Meetings: The purpose of a Board meeting is for the Board to conduct district's business and deliberate and act upon matters before the Board, unless the Board is specifically conducting a public hearing on a matter. The public is encouraged to attend and to observe meetings of the Board and to participate whenever a public hearing is being held. Members of the public shall not be recognized while the Board is conducting its official business.

Public participation time will be available at all regular meetings. Persons may complete the required form and request to address the Board during the Public Comment section of the agenda so long as such request is made more than twenty-four hours prior to the posting of the agenda. If the request to address the Board is approved, each person or group addressing the Board shall be allowed three (3) minutes to address the Board on matters/items which are listed on the agenda. Groups consisting of three (3) or more persons shall designate a spokesperson who shall speak for and represent the group. The Board President will recognize speakers, maintain proper order, and comply with time limits.

Persons addressing the board shall not be permitted to engage in defamatory conduct and shall not engage in disruptive behavior. The Board will not tolerate personal attacks on members of the Board, the administrative staff, or any employee.

Board Members and District Administrative Staff are not required to respond to questions or comments from the public since doing so could be in violation of the Oklahoma

Open Meeting Act. The Board will not take any action on an item addressed by the public unless such item is properly posted on the agenda as an action item or is properly considered new business as defined by law.

12. Consent Agenda:

All of the following items, which concern items of a routine nature normally approved at board meetings, will be approved by one vote unless any board member desires to have a separate vote on any or all items. The consent agenda consists of the discussion, consideration, and action of the following items:

12.a. Meeting Minutes:

Regular Board Meeting August 11, 2025.

12.b. Encumbrance & Payments

12.c.

u					
n		12.e. W		12.g. Encu	
d		arra	12.f. Payme	mbranc	
#	12.d. Fund	nts	nts	es	
			12.k. \$32		
12.h.			6,184.	12.l. \$81,139.	
1	12.i. General	12.j. 154	11	63	
12.m.	12.n. Coopera	12.o. n/	12.p. \$3,2	12.q. \$7,02	
2	tive	a	92.12	8.88	
12.r. 2			12.u. \$19,	12.v. \$8,18	
1	12.s. Building	12.t. 0	151.65	3.31	
12.w.	12.x. Child	12.y. N	12.z. \$8,3	12.aa. \$1,29	
2	Nutrition	/A	09.21	4.27	
12.bb.	12.cc. 2023	12.dd. n/	12.ee. \$0.0		
1	GOPC	a	0	12.ff. \$0.00	
12.gg.	12.hh. Building	12.ii. N	12.jj. \$0.0	12.kk. \$1,00	
4	Bond	/A	0	0.00	
12.ll.	12.mm. 2		12.oo. \$0.0	12.pp. \$200.	
8	013 Bond	12.nn. 1	0	00	

12.qq.		12.ss. n/	12.tt. \$0.0	
9	12.rr. 2023 TB	a	0	12.uu. \$0.00
12.vv.		12.xx. n/	12.yy. \$0.0	
1	12.ww. Sinking	a	0	12.zz. \$0.00

12.aaa. Treasurers Financial Report

12.bbb. Activity Fund Report:

13. Discussion and possible action to approve closing FNBT dormant status account ending in 4234 and transferring funds to an active account with FNBT.
14. Discussion and possible action to approve the consulting services contract Plantgoodthought, LLC.
15. Discussion and possible action to approve adjunct teachers through THRIVE Learning Collaborative:
 1. DeAnna Pittman- HS English
 2. Bryan Kauk-Chemistry & Physics
 3. Laura Howell- HS Sociology, Psychology, Art History & Intro to Art
16. Discussion and possible action to approve the 2025-2026 School Year Professional Development Plan.
17. Discussion and possible action to approve the Quarter 2 Capacity.
18. Discussion and possible action to approve the 2025-2026 Estimate of Needs.
19. Discussion and possible action regarding proposed executive session to discuss:
 - 19.a. Employment, hiring, reassignment, retirement, and/or resignations of individual salaried and/or hourly public officers and/or employees listed on Exhibit A. Executive session authority: OKLA. STAT. TIT. 25, 307(B)(1).
 - 19.b. Evaluation of the Superintendent. Executive Session Authority: OKLA. STAT. TIT. 25,307 (B)(1).
20. Acknowledge return to open session and Executive Session compliance statement.
21. Discussion and possible action to approve the Jr. High Cheer Activity Account.
22. New Business
23. Adjournment

Agenda Posted by (Printed Name): _____

Signature: _____

Date Posted: _____ Time Posted: _____

Posted on the Ninnekah Public Schools Webpage & the Ninnekah Superintendent's Office Posting Box located

at:
810 E. Dell Street, Ninnekah, Oklahoma 73067



BSN SPORTS™ EXCLUSIVE SUPPLIER AGREEMENT

BSN SPORTS, LLC, a Delaware limited liability company ("BSN SPORTS") is pleased to offer NINNEKAH PUBLIC SCHOOLS the BSN SPORTS EXCLUSIVE SUPPLIER AGREEMENT (the "Agreement") for the purchase and supply of apparel and footwear along with any and all equipment offered for sale to School by BSN SPORTS.

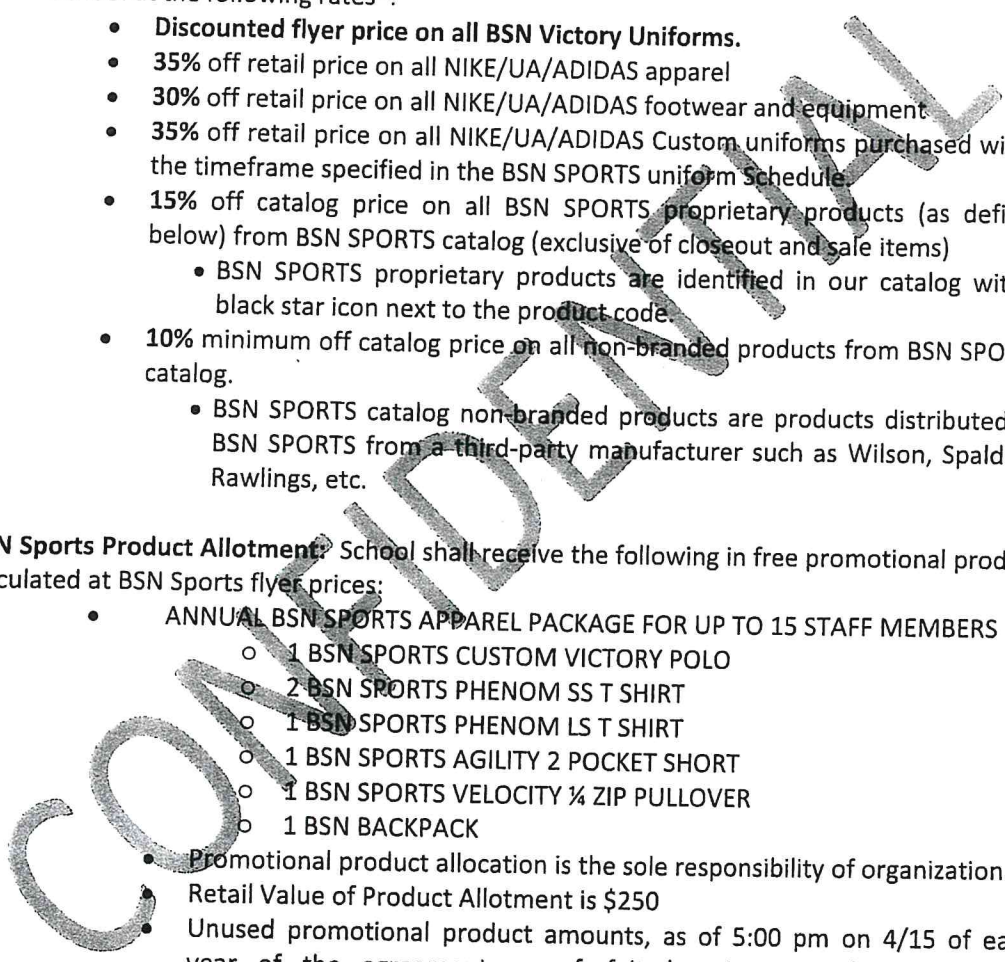
Benefits:


1. **"Premier Pricing"** shall apply to all footwear, apparel and equipment purchased by School at the following rates*:
 - **Discounted flyer price on all BSN Victory Uniforms.**
 - **35% off retail price on all NIKE/UA/ADIDAS apparel**
 - **30% off retail price on all NIKE/UA/ADIDAS footwear and equipment**
 - **35% off retail price on all NIKE/UA/ADIDAS Custom uniforms purchased within the timeframe specified in the BSN SPORTS uniform Schedule.**
 - **15% off catalog price on all BSN SPORTS proprietary products (as defined below) from BSN SPORTS catalog (exclusive of closeout and sale items)**
 - BSN SPORTS proprietary products are identified in our catalog with a black star icon next to the product code.
 - **10% minimum off catalog price on all non-branded products from BSN SPORTS catalog.**
 - BSN SPORTS catalog non-branded products are products distributed by BSN SPORTS from a third-party manufacturer such as Wilson, Spalding, Rawlings, etc.

2. **BSN Sports Product Allotment:** School shall receive the following in free promotional product calculated at BSN Sports flyer prices:
 - ANNUAL BSN SPORTS APPAREL PACKAGE FOR UP TO 15 STAFF MEMBERS
 - 1 BSN SPORTS CUSTOM VICTORY POLO
 - 2 BSN SPORTS PHENOM SS T SHIRT
 - 1 BSN SPORTS PHENOM LS T SHIRT
 - 1 BSN SPORTS AGILITY 2 POCKET SHORT
 - 1 BSN SPORTS VELOCITY ¼ ZIP PULLOVER
 - 1 BSN BACKPACK
 - Promotional product allocation is the sole responsibility of organization.
 - Retail Value of Product Allotment is \$250
 - Unused promotional product amounts, as of 5:00 pm on 4/15 of each year of the agreement, are forfeited. As a result, promotional merchandise cannot be carried over from one school year to the next.

3. **BSN SPORTS SIGNING BONUS:** BSN SPORTS will provide a one-time \$1,500 signing bonus. The bonus will be used on BSN Promotional product at retail price.
4. **Product Rebate:** Subject to the terms below, at the end of each school year of this agreement, the Athletic Program will receive a Product Rebate including selected products from BSN. The Product Rebate will be selected from a list of products provided by BSN and subject to availability at the time of order. Product Rebates are available after the requirements below

FOOTBALL
 BASKETBALL
 VOLLEYBALL
 SOCCER
 BASEBALL
 LACROSSE
 TENNIS
 SOFTBALL
 UNIFORMS
 TRACK & FIELD
 STRENGTH & FITNESS
 WRESTLING
 SPORTS MED
 SPEED
 AGILITY
 SCOREBOARDS
 BENCH READERS
 COACHING
 AQUATICS






BSN SPORTS™

annual golf outing. Static logos for BSN SPORTS to appear on banner of athletic department website as the official supplier.

5. **Payment Terms.** School must be current on all payment obligations to BSN SPORTS to be eligible for all promotional products and rebates. Payments will be made within thirty (30) days of purchases unless alternate payment arrangements have been made and agreed to in writing by both parties.
6. **Additional Charges.** Decoration charges (including charges for embroidery and screen printing) are extra.
7. **Exclusions.** Products sold through Varsity Brands companies, Varsity Spirit & Herff Jones, will not be included in spending level totals.
8. **Freight and Shipping.** School is responsible for all freight/shipping charges. Non-truck items will be 6% and truck items will be 12%.
9. **Term of Agreement.** The term of this Agreement shall be for five (5) years, beginning on July 1, 2025, and continuing through June 30, 2030 (the "Initial Term" unless earlier terminated in accordance with this Agreement. This Agreement may be renewed by the parties for successive ONE (1) year terms (each a "Renewal Term" and together with the Initial Term, the "Term"); provided that: (i) School may solicit offers from competitors of BSN SPORTS for the provision of apparel, footwear, and equipment to commence after the Initial Term or then-current Renewal Term until six months prior to the expiration of the Initial Term or such Renewal Term (the "Shopping Period"); (ii) should School receive an offer during the Shopping Period, School shall communicate such offer to BSN SPORTS and provide BSN SPORTS with the opportunity to match such terms in the following Renewal Term. In any event, the parties may renew this Agreement in writing signed by both parties no later than ninety (90) days before the expiration of the Initial Term or then-current Renewal Term.
10. **Force Majeure Event:** Neither party shall be liable to the other for any costs or damage (including consequential and liquidated damages), arising out of delay or nonperformance under this Agreement arising, directly or indirectly, out of a Force Majeure Event including, without limitation, strike, work stoppage, fire, earthquake, flood, windstorm, riot, accident, acts of war or terrorism, civil or military disturbances, pandemic, nuclear or natural catastrophes or acts of God, court order or injunction, an order or directive restricting action by a relevant governmental authority, and interruptions, loss or malfunctions of utilities, communications or computer (software and hardware) services, or any other similar event that is beyond the reasonable control of the parties. The parties agree and acknowledge that, in no event, shall additional expenses or other adverse financial conditions be deemed a Force Majeure Event. Upon such Force Majeure Event, the inability to comply with any term of this Agreement shall be excused and either party shall be released from all current and future obligations under the Agreement provided that (i) written notice setting forth in detail the nature of the Force Majeure Event is given by such party to the other party as soon as such party is aware of the Force

FOOTBALL
 BASKETBALL
 VOLLEYBALL
 SOFTBALL
 BASEBALL
 HOCKEY
 GOLF
 TENNIS
 RUGBY
 SWIMMING
 TRACK AND FIELD
 CROSS COUNTRY
 CHEERLEADING
 DANCE
 JUDO
 KARATE
 KUNG FU
 MARTIAL ARTS
 MOUNTAIN CLIMBING
 ROLLER SKATING
 SCUBA DIVING
 SKIING
 SKI BOULDERING
 STRENGTH AND FITNESS
 WRESTLING
 SPORTS MEDICINE
 SPEED SKATING
 AGILITY
 SCOREBOARDS
 BROADCASTING
 COACHING
 AQUATICS



BSN SPORTS™

any corporate successor of either party. As used herein, a "Change of Control" means a merger, sale, transfer, or other disposal of all or substantially all of the assets of the assignee or its ultimate direct or indirect parent corporation or holding company in one or more transactions.

18. Notices. Any notice or other communication provided under this Agreement will be in writing and will be effective either when delivered personally to the other party, or five (5) days following deposit into the United States mail (certified mail, return receipt requested), or upon overnight delivery service (with confirmation of delivery), addressed to such party at the address set forth herein, or upon electronic delivery by confirmed means.

If to BSN SPORTS:
BSN SPORTS, LLC
14460 Varsity Brands Way
Farmers Branch, TX 75244
ATTN: CHRIS CRAWFORD

With a copy to:
Varsity Brands, LLC
14460 Varsity Brands Way
Farmers Branch, TX 75244
ATTN: Chief Legal Officer

If to School:
NINNEKAH PUBLIC SCHOOLS

CONFIDENTIAL

19. Governing Law. This Agreement shall be interpreted and construed in accordance with the laws of the State of Oklahoma.

20. Modification of Agreement. This document contains the entire Agreement between the parties and may not be changed, modified, amended, or supplemented except by express written agreement signed by both parties.

This Agreement is made and entered into by and between the parties this ____ day of AUGUST 2025.

Signed: _____

Director of Athletics
NINNEKAH PUBLIC SCHOOLS
Name

Signed: _____

Business Office,
NINNEKAH PUBLIC SCHOOLS
Name

FOOTBALL
BASEBALL
VOLLEYBALL
BASKETBALL
TENNIS
SOFTBALL
JUDO
JAVELIN
TRAMPOLINE
STRENGTH
FITNESS
WRESTLING
SPORTS MED
SPEED
AGILITY
SCOREBOARDS
BUDGETING
COACHING
AQUATICS

Encumbrance Register

Options: Year: 2025-2026, Date Range: 7/1/2025 - 9/3/2025, Fund(s): GEN FUND-FOR OP

Fund	PO No	Date	Vendor No	Vendor	Description	Amount
11	6	07/01/2025	52246	T-MOBILE USA, INC	BLANKET PO HOTSPOTS	2,200.00
11	9	07/01/2025	52015	ACS LEASING PROGRAM OF DE LAGE	COPIER CONTRACT	230.00
11	10	07/01/2025	50932	DE LAGE LANDEN	BANNER PRINTER	1,000.00
11	11	07/01/2025	51060	BATES REPAIR SERVICE	BLANKET BUS REPAIRS- MOVED TO F21	721.55
11	12	07/01/2025	87	CCOSA	BLANKET PO DISTRICT FEES	1,800.00
11	13	07/01/2025	61	CRAIG PC'S	BLANKET PO TECH SERVICE	6,000.00
11	14	07/01/2025	35	MARSHALL AUTO PARTS	BLANKET PO BUS PARTS- MOVED TO F21	2,233.22
11	15	07/01/2025	50085	NINNEKAH TRUCK STOP	BLANKET PO FUEL	5,000.00
11	16	07/01/2025	62	OKLA STATE SCHOOL BOARD ASSOC.	BLANKET PO MEMBERSHIP TRAINING	7,970.00
11	17	07/01/2025	20778	GRADY CO SHERIFF	BLANKET PO RESOURCE OFFICER	17,772.18
11	18	07/01/2025	144	OTA PIKEPASS	BLANKET PO TRANSPORTATION FEES	260.00
11	21	07/01/2025	63	ANGEL & JOHNSTON, CPA'S	BLANKET PO TREASURER SERVICES	2,150.00
11	22	07/01/2025	20736	OSIG	PROPERTY INSURANCE	100,000.00
11	23	07/01/2025	51522	PROSPERITY BANK	BLANKET PO SUPPLIES	500.00
11	24	07/01/2025	180	WALMART	INSTRUCTIONAL SUPPLIES	500.00
11	25	07/01/2025	52404	ALPHA PLUS EDUCATIONAL SYSTEMS	PROFESSIONAL DEVELOPMENT	12,500.00
11	26	07/01/2025	52366	QUIZZ INC	CURRICULUM	1,954.69
11	27	07/01/2025	52250	ESGI	CURRICULUM RENEWAL	518.00
11	28	07/01/2025	57	ORG OF RURAL OKLA SCHOOLS	25/26 MEMBERSHIP DUES	800.00
11	29	07/01/2025	39	SYLOGISTED, INC.	STUDENT INFO/ACCOUNTING SOFTWARE	12,183.93
11	30	07/01/2025	122	KELLOGG & SOVEREIGN CONSULTING	ERATE MANAGEMENT	945.31
11	31	07/01/2025	61	CRAIG PC'S	COPS GRANT CAMERAS/CABLES/SPEAKERS	154,204.00
11	32	07/01/2025	58	OKLAHOMA SCHOOL ASSURANCE GROUP	WORKERS COMP 2025-26 PY	18,893.00
11	33	07/01/2025	51942	ADVANCED COPIER SYSTEMS	BLANKET PRINTER MAINTENANCE	3,000.00
11	34	07/01/2025	52025	THE CENTER FOR EDUCATION LAW	ATTORNEY FEE BLANKET	2,000.00
11	35	07/01/2025	50303	COMMON GOAL SYSTEM, INC.	DATA STORAGE FEE	4,594.62
11	36	07/01/2025	52405	RESPONSIVE LEARNING, LP	TLE RECERTIFICATION	90.00
11	37	07/01/2025	61	CRAIG PC'S	COMPUTERS, INK, ELECTRONICS	9,016.95
11	39	07/08/2025	51403	TEACHERS SYNERGY, LLC.	ECOLOGY CURRICULUM	95.13
11	40	07/08/2025	20986	AMAZON CAPITAL SERVICES	I-PAD CASES	36.98
11	41	07/08/2025	52406	ARVEST BANK OPERATIONS, INC.	BLANKET POSTAGE	500.00
11	42	07/08/2025	52406	ARVEST BANK OPERATIONS, INC.	OFFICE SUPPLIES	500.00
11	43	07/08/2025	20975	RICHARD'S PRINTING	ENVELOPES, LETTERHEAD, HANDBOOKS	3,000.00
11	44	07/08/2025	52407	JONATHAN PEARSON	REIMBURSEMENT	116.50
11	45	07/08/2025	52134	OSBI	BLANKET BACKGROUND CHECK	350.00

Encumbrance Register

Options: Year: 2025-2026, Date Range: 7/1/2025 - 9/3/2025, Fund(s): GEN FUND-FOR OP

Fund	PO No	Date	Vendor No	Vendor	Description	Amount
11	46	07/08/2025	62	OKLA STATE SCHOOL BOARD ASSOC.	EMPLOYMENT SERVICES	225.00
11	47	07/08/2025	52393	FUSION SIGN AND DESIGN	CAFETERIA SIGN	1,300.00
11	48	07/08/2025	52406	ARVEST BANK OPERATIONS, INC.	OFFICE SUPPLIES	350.30
11	49	07/16/2025	24	ALLEN PEST CONTROL	BLANKET PEST CONTROL	2,270.00
11	50	07/16/2025	52074	HOLT TRUCK CENTERS OF OKLAHOMA, LLC	BLANKET BUS PARTS - moved to f21	588.82
11	51	07/16/2025	52409	COMPUSCHOLAR	MS/HS COMPUTERS CURRICULUM	2,800.00
11	52	07/16/2025	52406	ARVEST BANK OPERATIONS, INC.	ARVEST - BOARD LEADERSHIP CONF	1,566.97
11	53	07/17/2025	52406	ARVEST BANK OPERATIONS, INC.	HOTEL ROOM & MEALS	700.00
11	54	07/17/2025	52406	ARVEST BANK OPERATIONS, INC.	COACHES CLINIC MEALS	400.00
11	55	07/17/2025	51403	TEACHERS SYNERGY, LLC.	SPANISH CURRICULUM	650.00
11	56	07/24/2025	20986	AMAZON CAPITAL SERVICES	SPANISH CURRICULUM	600.00
11	58	07/28/2025	50656	MOTIONWORKS	BLANKET DOT TESTING	500.00
11	59	07/28/2025	52406	ARVEST BANK OPERATIONS, INC.	BOUNCY HOUSE	450.00
11	60	07/28/2025	74	BEN E. KEITH	HOT DOGS AND BUNS	391.04
11	61	07/28/2025	52406	ARVEST BANK OPERATIONS, INC.	BACK TO SCHOOL BASH SUPPLIES	113.90
11	63	07/28/2025	50239	JOSTENS ---GRAD	DIPLOMA	25.25
11	64	07/04/2025	20986	AMAZON CAPITAL SERVICES	DRAMA/ART SUPPLIES	977.50
11	65	08/05/2025	20986	AMAZON CAPITAL SERVICES	SWING AND DESK	482.16
11	66	08/05/2025	20986	AMAZON CAPITAL SERVICES	ADJUSTABLE DESKS	206.62
11	68	08/05/2025	39	SYLOGISTED, INC.	WARRANT/CHECK ORDER	1,105.25
11	69	08/05/2025	52406	ARVEST BANK OPERATIONS, INC.	PROFESSIONAL DEVELOPMENT	250.00
11	70	08/05/2025	52086	IMAGINE LEARNING LLC	EDGENUITY	19,808.00
11	71	08/05/2025	52390	DANIELLE TORRES	SPED EVAL BALNKET	19,775.00
11	72	08/05/2025	52412	ROWAN & ROBERTSON PEDIATRIC THERAPY	SPEECH THERAPY SERVICES	4,192.05
11	73	08/05/2025	52412	ROWAN & ROBERTSON PEDIATRIC THERAPY	OCCUPATIONAL THERAPY SERVICES	1,584.35
11	74	08/05/2025	51809	PARGALI, SORAIA	LPC SERVICES	5,000.00
11	75	08/05/2025	51656	IXL LEARNING	DISTRICT SITE LICENSE	8,332.50
11	76	08/14/2025	51403	TEACHERS SYNERGY, LLC.	4TH GRADE SOCIAL STUDIES	12.60
11	77	08/14/2025	50049	NINNEKAH SCHOOLS - OK TAX	OK TAX NON PAYMENT ERROR OCT 22/23	9,532.66
11	78	08/14/2025	50295	CARLA D. GARLING	PHYSICAL THERAPY SERVICES	1,675.00
11	79	08/14/2025	52406	ARVEST BANK OPERATIONS, INC.	FUEL	500.00
11	80	08/14/2025	257	RENAISSANCE LEARNING, INC	SUBSCRIPTION STAR MATH/READING/FRECKLE	14,470.60
11	81	08/14/2025	52034	ENLIGHTEN CONSULTING AND TRAINING	SPED CONSULTING AND TRAINING	8,000.00
11	83	08/25/2025	50953	OJABA	ACADEMIC TEAM DUES	150.00
11	84	08/25/2025	50953	OJABA	ACADEMIC TEAM QUESTION SETS	126.00
11	85	08/25/2025	51321	PLANBOOK, INC	PLANBOOK SUBSCRIPTION	576.00

Ninnekah Public Schools

Encumbrance Register

Options: Year: 2025-2026, Date Range: 7/1/2025 - 9/3/2025, Fund(s): GEN FUND-FOR OP

Fund	PO No	Date	Vendor No	Vendor	Description	Amount
					Non-Payroll Total:	\$483,323.63
					Payroll Total:	\$3,662,282.63
					Balance Forward:	\$0.00
					Report Total:	\$4,145,606.26

I hereby certify that this is a true listing of purchase orders considered and approved by the Ninnekah Board of Education at a regular meeting on the date shown above.

President

Clerk

Payment Register

Options: Year: 2025-2026, Fund Account: GEN FUND-FOR OP, Date Range: 9/8/2025 - 9/8/2025, Payment Range: 156 - 189, Print Payroll Payments: False, Print Details: False

Payment No	Date	Vendor No	Vendor	Type	Date Voided	Void Amount	Amount
156	09/08/2025	52246	T-MOBILE USA, INC				\$1,070.00
157	09/08/2025	50932	DE LAGE LANDEN				\$205.00
158	09/08/2025	61	CRAIG PC'S				\$2,000.00
159	09/08/2025	50085	NINNEKAH TRUCK STOP				\$2,868.92
160	09/08/2025	20778	GRADY CO SHERIFF				\$5,924.06
161	09/08/2025	63	ANGEL & JOHNSTON, CPA'S				\$1,925.00
162	09/08/2025	20736	OSIG				\$50,000.00
163	09/08/2025	39	SYLOGISTED, INC.				\$6,098.93
164	09/08/2025	61	CRAIG PC'S				\$4,553.00
165	09/08/2025	52406	ARVEST BANK OPERATIONS, INC.				\$464.10
166	09/08/2025	20975	RICHARD'S PRINTING				\$2,874.98
167	09/08/2025	52134	OSBI				\$135.00
168	09/08/2025	52406	ARVEST BANK OPERATIONS, INC.				\$487.10
169	09/08/2025	52406	ARVEST BANK OPERATIONS, INC.				\$170.00
170	09/08/2025	20986	AMAZON CAPITAL SERVICES				\$522.73
171	09/08/2025	50656	MOTIONWORKS				\$170.00
172	09/08/2025	52406	ARVEST BANK OPERATIONS, INC.				\$450.00
173	09/08/2025	74	BEN E. KEITH				\$335.59
174	09/08/2025	52406	ARVEST BANK OPERATIONS, INC.				\$113.90
175	09/08/2025	20986	AMAZON CAPITAL SERVICES				\$664.94
176	09/08/2025	20986	AMAZON CAPITAL SERVICES				\$482.16
177	09/08/2025	20986	AMAZON CAPITAL SERVICES				\$206.62
178	09/08/2025	52406	ARVEST BANK OPERATIONS, INC.				\$180.95
179	09/08/2025	52390	DANIELLE TORRES				\$19,775.00
180	09/08/2025	52412	ROWAN & ROBERTSON PEDIATRI				\$4,192.05
181	09/08/2025	52412	ROWAN & ROBERTSON PEDIATRI				\$1,584.35
182	09/08/2025	51809	PARGALI, SORAIA				\$2,400.00
183	09/08/2025	51656	IXL LEARNING				\$8,332.50
184	09/08/2025	51403	TEACHERS SYNERGY, LLC.				\$12.60
185	09/08/2025	50295	CARLA D. GARLING				\$690.00
186	09/08/2025	52406	ARVEST BANK OPERATIONS, INC.				\$75.00
187	09/08/2025	257	RENAISSANCE LEARNING, INC				\$14,470.60
188	09/08/2025	50953	OJABA				\$150.00
189	09/08/2025	51321	PLANBOOK, INC				\$576.00

Non-Payroll Total:	\$134,161.08
Payroll Total:	\$0.00
Balance Forward:	\$517,334.21
Total:	\$651,495.29

I hereby certify that this is a true listing of purchase orders considered and approved by the Ninnekah Board of Education at a regular meeting on the date shown above.

President

Clerk

Payment Register

Options: Year: 2024-2025, Fund Account: GEN FUND-FOR OP, Date Range: 9/8/2025 - 9/8/2025, Payment Range: 1608 - 1608, Print Payroll Payments: False, Print Details: False

Payment No	Date	Vendor No	Vendor	Type	Date Voided	Void Amount	Amount
1608	09/08/2025	52406	ARVEST BANK OPERATIONS, INC.				\$491.73
Non-Payroll Total:							\$491.73
Payroll Total:							\$0.00
Balance Forward:							\$5,579,225.62
Total:							\$5,579,717.35

I hereby certify that this is a true listing of purchase orders considered and approved by the Ninnekah Board of Education at a regular meeting on the date shown above.

President

Clerk

Payment Register

Options: Year: 2025-2026, Fund Account: GEN FUND-FOR OP, Date Range: 8/12/2025 - 9/5/2025, Print Payroll Payments: False, Print Details: False

Payment No	Date	Vendor No	Vendor	Type	Date Voided	Void Amount	Amount
154	08/21/2025	50049	NINNEKAH SCHOOLS - OK TAX				\$9,532.66

I hereby certify that this is a true listing of purchase orders considered and approved by the Ninnekah Board of Education at a regular meeting on the date shown above.

Non-Payroll Total:	\$9,532.66
Payroll Total:	\$316,651.45
Balance Forward:	\$191,150.10
Total:	\$517,334.21

President

Clerk

Encumbrance Register

Options: Year: 2025-2026, Date Range: 8/12/2025 - 9/5/2025, Fund(s): CO-OP FUND-FOR CO-OP

Fund	PO No	Date	Vendor No	Vendor	Description	Amount
					Non-Payroll Total:	\$0.00
					Payroll Total:	(\$7,028.88)
					Balance Forward:	\$46,534.33
					Report Total:	_____

Payment Register

Options: Year: 2025-2026, Fund Account: CO-OP FUND-FOR CO-OP, Date Range: 8/12/2025 - 9/5/2025, Print Payroll
Payments: False, Print Details: False

Payment No	Date	Vendor No	Vendor	Type	Date Voided	Void Amount	Amount
------------	------	-----------	--------	------	-------------	-------------	--------

I hereby certify that this is a true listing of purchase orders considered and approved by the Ninnekah Board of Education at a regular meeting on the date shown above.

President

Clerk

Non-Payroll Total:	<u>\$0.00</u>
Payroll Total:	\$3,292.12
Balance Forward:	<u>\$0.00</u>
Total:	<u><u>\$3,292.12</u></u>

Encumbrance Register

Options: Year: 2025-2026, Date Range: 7/1/2025 - 9/3/2025, Fund(s): Building

Fund	PO No	Date	Vendor No	Vendor	Description	Amount
21	1	07/01/2025	52388	TREATS CLEANING SOLUTIONS	FLOOR CLEANING & FINISHING	9,431.25
21	4	07/28/2025	52400	KING ELECTRIC, LLC	GYM FAN REPAIR	935.00
21	5	07/28/2025	51465	P & L FIRE PROTECTION	DISTRICT SPRINKLER INSPECTION	400.00
21	7	07/29/2025	20986	AMAZON CAPITAL SERVICES	BUILDING SUPPLIES	1,000.00
21	8	08/25/2025	51972	BOLES, MARC	BUS INSPECTION	900.00
21	9	08/25/2025	52411	CHICKASHA CRYSTLER JEEP DODGE	AG TRUCK REPAIR - MOVED FROM F11	1,283.31
21	10	08/25/2025	52074	HOLT TRUCK CENTERS OF OKLAHOMA, LLC	BLANKET BUS PARTS - moved from f11	1,500.00
21	11	08/25/2025	51060	BATES REPAIR SERVICE	BLANKET BUS REPAIR- MOVED FROM F11	1,000.00
21	12	08/25/2025	35	MARSHALL AUTO PARTS	BLANKET BUS PARTS MOVED FROM F11	1,500.00
21	13	08/25/2025	45	RALPH & SONS OLDS	BLANKET BUS TIRES- MOVED FROM F11	1,000.00
21	14	08/25/2025	47	ROSS TRANSPORTATION, INC	BLANKET BUS PARTS- MOVED FROM F11	1,000.00

Non-Payroll Total:	\$19,949.56
Payroll Total:	\$229,877.47
Balance Forward:	\$0.00
Report Total:	\$249,827.03

I hereby certify that this is a true listing of purchase orders considered and approved by the Ninnekah Board of Education at a regular meeting on the date shown above.

President

Clerk

Ninnekah Public Schools

Payment Register

Options: Year: 2025-2026, Fund Account: Building, Date Range: 9/8/2025 - 9/8/2025, Payment Range: 33 - 38, Print Payroll Payments: False, Print Details: False

Payment No	Date	Vendor No	Vendor	Type	Date Voided	Void Amount	Amount
33	09/08/2025	52400	KING ELECTRIC, LLC				\$935.00
34	09/08/2025	20986	AMAZON CAPITAL SERVICES				\$669.76
35	09/08/2025	51972	BOLES, MARC				\$900.00
36	09/08/2025	52411	CHICKASHA CRYSTLER JEEP DOD				\$1,283.31
37	09/08/2025	52074	HOLT TRUCK CENTERS OF OKLAH				\$633.43
38	09/08/2025	35	MARSHALL AUTO PARTS				\$317.22
Non-Payroll Total:							\$4,738.72
Payroll Total:							\$0.00
Balance Forward:							\$47,792.35
Total:							\$52,531.07

I hereby certify that this is a true listing of purchase orders considered and approved by the Ninnekah Board of Education at a regular meeting on the date shown above.

President

Clerk

Payment Register

Options: Year: 2025-2026, Fund Account: Building, Date Range: 8/12/2025 - 9/5/2025, Print Payroll Payments: False, Print Details: False

Payment No	Date	Vendor No	Vendor	Type	Date Voided	Void Amount	Amount
------------	------	-----------	--------	------	-------------	-------------	--------

I hereby certify that this is a true listing of purchase orders considered and approved by the Ninnekah Board of Education at a regular meeting on the date shown above.

President

Clerk

Non-Payroll Total:	\$0.00
Payroll Total:	\$19,151.65
Balance Forward:	\$28,640.70
Total:	\$47,792.35

Ninnekah Public Schools
Encumbrance Register

Options: Year: 2025-2026, Date Range: 7/1/2025 - 9/3/2025, Fund(s): CHILD NUTRITION

Fund	PO No	Date	Vendor No	Vendor	Description	Amount
22	1	07/01/2025	21035	OK STATE DEPT OF HEALTH	CAFETERIA LICENSES	125.00
22	2	07/01/2025	51812	VETRANS WASTE SOLUTIONS	BLANKET TRASH SERVICES	10,000.00
22	3	07/01/2025	52406	ARVEST BANK OPERATIONS, INC.	HOTEL AND MEALS FOR TRAINING	568.00
22	4	07/08/2025	52406	ARVEST BANK OPERATIONS, INC.	MEALS FOR TRAINING	52.77
22	5	07/08/2025	85685	CONNIE S LEDFORD	MILEAGE/REIMBURSEMENT	159.00
22	6	07/24/2025	50633	THE BEST	EXHAUST SYSTEM CLEANING	1,000.00
22	7	07/28/2025	20524	CENTRAL RESTAURANT PRODUCTS	GAS RANGE AND WARMER	7,004.00
22	8	07/29/2025	52406	ARVEST BANK OPERATIONS, INC.	FOOD ITEMS FOR LUNCH	10,000.00
22	9	07/29/2025	20415	HAGAR RESTAURANT SERVICE, INC.	BLANKET DISH DETERGENT	1,000.00
22	10	07/29/2025	52363	KTC DISTRIBUTION	3RD MEAL BLANKET	50,000.00
22	11	07/29/2025	52356	5th Avenue Processing & Cattle Co.	LFD GRANT BEEF PURCHASE	5,000.00
22	12	07/29/2025	20461	FIRE PROS	SERVICE AND INSPECTION	400.00
22	13	07/29/2025	50431	OK DHS FINANCE-FINANCE PROCESSING	COMMODITY DISTRIBUTION	651.00
22	14	07/29/2025	20491	SYSCO FOODS OF OKLAHOMA	BLANKET FOOD ORDER	36,000.00
22	15	07/29/2025	74	BEN E. KEITH	BLANKET FOOD ORDER	24,000.00
22	16	07/29/2025	84	CABLE MEAT CENTER	BLANKET FOOD ORDERS	12,000.00
22	17	07/29/2025	115	HILAND/GILT EDGE	BLANKET MILK	21,000.00
22	18	08/05/2025	24	ALLEN PEST CONTROL	BLANKET PEST CONTROL	300.00
22	19	08/05/2025	20888	BUCHANAN REFRIGERATION	ICE MACHINE REPAIR	1,500.00
22	20	08/05/2025	20986	AMAZON CAPITAL SERVICES	HINGES FOR STEAM TABLE	33.92
22	21	08/05/2025	20986	AMAZON CAPITAL SERVICES	UNIFORM SHIRTS	223.09

Non-Payroll Total:	\$181,016.78
Payroll Total:	\$89,241.20
Balance Forward:	\$0.00
Report Total:	\$270,257.98

I hereby certify that this is a true listing of purchase orders considered and approved by the Ninnekah Board of Education at a regular meeting on the date shown above.

President

Clerk

Ninnekah Public Schools

Payment Register

Options: Year: 2025-2026, Fund Account: CHILD NUTRITION, Date Range: 9/8/2025 - 9/8/2025, Payment Range: 26 - 36,
 Print Payroll Payments: False, Print Details: False

Payment No	Date	Vendor No	Vendor	Type	Date Voided	Void Amount	Amount
26	09/08/2025	51812	VETRANS WASTE SOLUTIONS				\$1,318.35
27	09/08/2025	20524	CENTRAL RESTAURANT PRODUC				\$6,700.00
28	09/08/2025	52406	ARVEST BANK OPERATIONS, INC.				\$46.88
29	09/08/2025	52363	KTC DISTRIBUTION				\$8,164.40
30	09/08/2025	20461	FIRE PROS				\$233.00
31	09/08/2025	20491	SYSCO FOODS OF OKLAHOMA				\$5,503.77
32	09/08/2025	74	BEN E. KEITH				\$5,600.57
33	09/08/2025	84	CABLE MEAT CENTER				\$1,393.55
34	09/08/2025	115	HILAND/GILT EDGE				\$2,921.57
35	09/08/2025	20986	AMAZON CAPITAL SERVICES				\$30.71
36	09/08/2025	20986	AMAZON CAPITAL SERVICES				\$223.09

Non-Payroll Total:	\$32,135.89
Payroll Total:	\$0.00
Balance Forward:	\$10,848.26
Total:	\$42,984.15

I hereby certify that this is a true listing of purchase orders considered and approved by the Ninnekah Board of Education at a regular meeting on the date shown above.

 President

 Clerk

Payment Register

Options: Year: 2025-2026, Fund Account: CHILD NUTRITION, Date Range: 8/12/2025 - 9/5/2025, Print Payroll Payments: False, Print Details: False

Payment No	Date	Vendor No	Vendor	Type	Date Voided	Void Amount	Amount
------------	------	-----------	--------	------	-------------	-------------	--------

I hereby certify that this is a true listing of purchase orders considered and approved by the Ninnekah Board of Education at a regular meeting on the date shown above.

President

Clerk

Non-Payroll Total:	\$0.00
Payroll Total:	\$8,309.21
Balance Forward:	\$2,539.05
Total:	\$10,848.26

Encumbrance Register

Options: Year: 2025-2026, Date Range: 8/12/2025 - 9/5/2025, Fund(s): BOND FUND-2023 BUILDING BOND

Fund	PO No	Date	Vendor No	Vendor	Description	Amount
34	10	07/01/2025	48	RWD #7	BLANKET PO WATER	1,000.00
Non-Payroll Total:						\$1,000.00
Payroll Total:						\$0.00
Balance Forward:						\$71,967.28
Report Total:						\$72,967.28

Payment Register

Options: Year: 2025-2026, Fund Account: BOND FUND-2023 BUILDING BOND, Date Range: 8/12/2025 - 9/5/2025, Print Payroll Payments: False, Print Details: False

Payment No	Date	Vendor No	Vendor	Type	Date Voided	Void Amount	Amount
------------	------	-----------	--------	------	-------------	-------------	--------

I hereby certify that this is a true listing of purchase orders considered and approved by the Ninnekah Board of Education at a regular meeting on the date shown above.

President

Clerk

Non-Payroll Total:	<u>\$0.00</u>
Payroll Total:	\$0.00
Balance Forward:	<u>\$32,366.57</u>
Total:	<u><u>\$32,366.57</u></u>

Ninnekah Public Schools
Encumbrance Register

Options: Year: 2025-2026, Date Range: 7/1/2025 - 9/3/2025, Fund(s): BOND FUND-2013 BUILDING

Fund	PO No	Date	Vendor No	Vendor	Description	Amount
38	1	08/05/2025	50527	TREATS	BLANKET CLEANING SUPPLIES	5,000.00
38	2	08/05/2025	52099	STOWES OFFICE FURNITURE	OFFICE FURNITURE	6,000.00
38	3	08/05/2025	52406	ARVEST BANK OPERATIONS, INC.	CLEANING SUPPLIES	500.00
38	4	08/05/2025	50742	DRENNAN HEAT & AIR	UNIT REPAIRS	2,500.00
38	5	08/14/2025	50254	BLANCHARD BLDG SUPPLY	BUILDING SUPPLIES	200.00
Non-Payroll Total:						\$14,200.00
Payroll Total:						\$0.00
Balance Forward:						\$0.00
Report Total:						\$14,200.00

I hereby certify that this is a true listing of purchase orders considered and approved by the Ninnekah Board of Education at a regular meeting on the date shown above.

 President

 Clerk

Ninnekah Public Schools

Payment Register

Options: Year: 2025-2026, Fund Account: BOND FUND-2013 BUILDING, Date Range: 9/8/2025 - 9/8/2025, Payment Range: 2 - 4, Print Payroll Payments: False, Print Details: False

Payment No	Date	Vendor No	Vendor	Type	Date Voided	Void Amount	Amount
2	09/08/2025	50527	TREATS				\$4,358.73
3	09/08/2025	52406	ARVEST BANK OPERATIONS, INC.				\$192.00
4	09/08/2025	50742	DRENNAN HEAT & AIR				\$1,740.00
Non-Payroll Total:							\$6,290.73
Payroll Total:							\$0.00
Balance Forward:							\$450.00
Total:							\$6,740.73

I hereby certify that this is a true listing of purchase orders considered and approved by the Ninnekah Board of Education at a regular meeting on the date shown above.

President

Clerk

Payment Register

Options: Year: 2025-2026, Fund Account: BOND FUND-2013 BUILDING, Date Range: 8/12/2025 - 9/5/2025, Print Payroll
Payments: False, Print Details: False

Payment No	Date	Vendor No	Vendor	Type	Date Voided	Void Amount	Amount
------------	------	-----------	--------	------	-------------	-------------	--------

I hereby certify that this is a true listing of purchase orders considered and approved by the Ninnekah Board of Education at a regular meeting on the date shown above.

President

Clerk

Non-Payroll Total:	<u>\$0.00</u>
Payroll Total:	\$0.00
Balance Forward:	<u>\$450.00</u>
Total:	<u><u>\$450.00</u></u>

Encumbrance Register

Options: Year: 2025-2026, Date Range: 8/12/2025 - 9/5/2025, Fund(s): GEN FUND-FOR OP

Fund	PO No	Date	Vendor No	Vendor	Description	Amount
11	11	07/01/2025	51060	BATES REPAIR SERVICE	BLANKET BUS REPAIRS- MOVED TO F21	-1,778.45
11	13	07/01/2025	61	CRAIG PC'S	BLANKET PO TECH SERVICE	2,000.00
11	14	07/01/2025	35	MARSHALL AUTO PARTS	BLANKET PO BUS PARTS- MOVED TO F21	-766.78
11	17	07/01/2025	20778	GRADY CO SHERIFF	BLANKET PO RESOURCE OFFICER	5,924.06
11	19	07/01/2025	45	RALPH & SONS OLDS	BLANKET PO BUS TIRES- MOVED TO F21	-1,000.00
11	20	07/01/2025	47	ROSS TRANSPORTATION, INC	BLANKET PO BUS PARTS - MOVED TO F21	-1,000.00
11	29	07/01/2025	39	SYLOGISTED, INC.	STUDENT INFO/ACCOUNTING SOFTWARE	4,578.93
11	37	07/01/2025	61	CRAIG PC'S	COMPUTERS, INK, ELECTRONICS	536.05
11	50	07/16/2025	52074	HOLT TRUCK CENTERS OF OKLAHOMA, LLC	BLANKET BUS PARTS - moved to f21	-1,411.18
11	57	07/28/2025	51972	BOLES, MARC	BUS INSPECTION- moved to building 21	-1,100.00
11	72	08/05/2025	52412	ROWAN & ROBERTSON PEDIATRIC THERAPY	SPEECH THERAPY SERVICES	76.80
11	76	08/14/2025	51403	TEACHERS SYNERGY, LLC.	4TH GRADE SOCIAL STUDIES	12.60
11	77	08/14/2025	50049	NINNEKAH SCHOOLS - OK TAX	OK TAX NON PAYMENT ERROR OCT 22/23	9,532.66
11	78	08/14/2025	50295	CARLA D. GARLING	PHYSICAL THERAPY SERVICES	1,675.00
11	79	08/14/2025	52406	ARVEST BANK OPERATIONS, INC.	FUEL	500.00
11	80	08/14/2025	257	RENAISSANCE LEARNING, INC	SUBSCRIPTION STAR MATH/READING/FRECKLE	14,470.60
11	81	08/14/2025	52034	ENLIGHTEN CONSULTING AND TRAINING	SPED CONSULTING AND TRAINING	8,000.00
11	83	08/25/2025	50953	OJABA	ACADEMIC TEAM DUES	150.00
11	84	08/25/2025	50953	OJABA	ACADEMIC TEAM QUESTION SETS	126.00
11	85	08/25/2025	51321	PLANBOOK, INC	PLANBOOK SUBSCRIPTION	576.00

Non-Payroll Total:	\$41,102.29
Payroll Total:	\$40,037.34
Balance Forward:	\$4,064,466.63
Report Total:	\$4,145,606.26

Encumbrance Register

Options: Year: 2025-2026, Date Range: 8/12/2025 - 9/5/2025, Fund(s): Building

Fund	PO No	Date	Vendor No	Vendor	Description	Amount
21	8	08/25/2025	51972	BOLES, MARC	BUS INSPECTION	900.00
21	9	08/25/2025	52411	CHICKASHA CRYSTLER JEEP DODGE	AG TRUCK REPAIR - MOVED FROM F11	1,283.31
21	10	08/25/2025	52074	HOLT TRUCK CENTERS OF OKLAHOMA, LLC	BLANKET BUS PARTS - moved from f11	1,500.00
21	11	08/25/2025	51060	BATES REPAIR SERVICE	BLANKET BUS REPAIR- MOVED FROM F11	1,000.00
21	12	08/25/2025	35	MARSHALL AUTO PARTS	BLANKET BUS PARTS MOVED FROM F11	1,500.00
21	13	08/25/2025	45	RALPH & SONS OLDS	BLANKET BUS TIRES- MOVED FROM F11	1,000.00
21	14	08/25/2025	47	ROSS TRANSPORTATION, INC	BLANKET BUS PARTS- MOVED FROM F11	1,000.00
Non-Payroll Total:						\$8,183.31
Payroll Total:						\$0.00
Balance Forward:						\$241,643.72
Report Total:						\$249,827.03

Encumbrance Register

Options: Year: 2025-2026, Date Range: 8/12/2025 - 9/5/2025, Fund(s): CHILD NUTRITION

Fund	PO No	Date	Vendor No	Vendor	Description	Amount
Non-Payroll Total:						\$0.00
Payroll Total:						\$1,294.27
Balance Forward:						\$268,963.71
Report Total:						

Encumbrance Register

Options: Year: 2025-2026, Date Range: 7/1/2025 - 6/30/2026, Fund(s): BOND FUND-2023 BUILDING BOND

Fund	PO No	Date	Vendor No	Vendor	Description	Amount
34	1	07/01/2025	46	ROSS SEED AND GRAIN CO.	BLANKET SUPPLIES	2,500.00
34	2	07/01/2025	30	BRANDT'S ACE HARWARE	BLANKET BUILDING SUPPLIES	2,500.00
34	3	07/01/2025	50250	ATWOODS	BLANKET DISTRICT MAINTENCE SUPPLIES	2,500.00
34	4	07/01/2025	50137	LOCKE SUPPLY	BLANKET DISTRICT MAINTENANCE SUPPLIES	2,500.00
34	5	07/01/2025	173	THE GLASS SHOP	BLANKET REPAIRS	2,500.00
34	6	07/01/2025	31	CHICKASHA LUMBER	BLANKET REPAIR SUPPLIES	2,500.00
34	7	07/01/2025	50040	FIRST NATIONAL BANK & TRUST	BASEBALL LIGHTING	7,031.98
34	8	07/01/2025	43	PSO/AEP	BLANKET PO ELECTRIC	20,648.69
34	9	07/01/2025	42	OKLAHOMA NATURAL GAS	BLANKET PO NATURAL GAS	4,861.28
34	10	07/01/2025	48	RWD #7	BLANKET PO WATER	2,400.00
34	11	07/01/2025	52085	PRECISION ALARM SERVICES LLC	BLANKET PO ALARM SERVICES	4,085.00
34	12	07/01/2025	20599	NINNEKAH, TOWN OF	BLANKET PO SEWAGE SERVICES	1,000.00
34	13	07/01/2025	52107	XBLUE NETWORKS, LLC	BLANKET PO LINE SERVICES	1,362.80
34	14	07/01/2025	50193	AT&T (DSL)	BLANKET PO DISTRICT PHONE SERVICES	2,080.37
34	15	07/16/2025	52408	JR'S DIVIRSIFIED FENCING & CONST.	BUILDING SUPPLIES	8,100.00
34	16	07/17/2025	50307	JOHN HOLT AUTO GROUP	LEAKING BACK GLASS	500.00
34	17	07/17/2025	50976	ABSOLUTE PLUMB	PLUMBING REPAIRS	5,000.00
34	18	07/17/2025	51884	K & M SAFETY SOLUTIONS	FIRE EXTINGUISHER INSPECTIONS	775.00
34	19	07/28/2025	20986	AMAZON CAPITAL SERVICES	PANELS AND BRACKETS	122.16

Non-Payroll Total:	\$72,967.28
Payroll Total:	\$0.00
Balance Forward:	\$0.00
Report Total:	\$72,967.28

I hereby certify that this is a true listing of purchase orders considered and approved by the Ninnekah Board of Education at a regular meeting on the date shown above.

President

Clerk

Ninnekah Public Schools

Payment Register

Options: Year: 2025-2026, Fund Account: BOND FUND-2023 BUILDING BOND, Date Range: 9/8/2025 - 9/8/2025, Payment Range: 18 - 21, Print Payroll Payments: False, Print Details: False

Payment No	Date	Vendor No	Vendor	Type	Date Voided	Void Amount	Amount
18	09/08/2025	30	BRANDT'S ACE HARWARE				\$625.45
19	09/08/2025	43	PSO/AEP				\$11,481.48
20	09/08/2025	20599	NINNEKAH, TOWN OF - NINNEK				\$1,000.00
21	09/08/2025	50193	AT&T (DSL)				\$507.26
Non-Payroll Total:							\$13,614.19
Payroll Total:							\$0.00
Balance Forward:							\$32,366.57
Total:							\$45,980.76

I hereby certify that this is a true listing of purchase orders considered and approved by the Ninnekah Board of Education at a regular meeting on the date shown above.

President

Clerk

Ninnekah Public Schools

Payment Register

Options: Year: 2025-2026, Fund Account: BOND FUND-2023 BUILDING BOND, Date Range: 9/8/2025 - 9/8/2025, Payment Range: 22 - 22, Print Payroll Payments: False, Print Details: False

Payment No	Date	Vendor No	Vendor	Type	Date Voided	Void Amount	Amount
22	09/08/2025	52085	PRECISION ALARM SERVICES LLC				\$945.00
						Non-Payroll Total:	\$945.00
						Payroll Total:	\$0.00
						Balance Forward:	\$45,980.76
						Total:	\$46,925.76

I hereby certify that this is a true listing of purchase orders considered and approved by the Ninnekah Board of Education at a regular meeting on the date shown above.

President

Clerk

Ninnekah Public Schools

Payment Register

Options: Year: 2024-2025, Fund Account: 2023 TRANSPORTATION BOND, Date Range: 9/3/2025 - 9/3/2025, Payment Range: 1 - 1, Print Payroll Payments: False, Print Details: False

Payment No	Date	Vendor No	Vendor	Type	Date Voided	Void Amount	Amount
1	09/03/2025	47	ROSS TRANSPORTATION, INC				\$127,753.00
Non-Payroll Total:							\$127,753.00
Payroll Total:							\$0.00
Balance Forward:							\$0.00
Total:							\$127,753.00

I hereby certify that this is a true listing of purchase orders considered and approved by the Ninnekah Board of Education at a regular meeting on the date shown above.

President

Clerk

Financial Statements

NINNEKAH PUBLIC SCHOOLS

For Month Ending August 31, 2025

CERTIFIED PUBLIC ACCOUNTANTS

ACCOUNTANT'S COMPILATION REPORT

To the Board of Education
Ninnekah Public Schools
P.O. Box 275
Ninnekah, OK 73067

Management is responsible for the accompanying interim historical financial statements of Ninnekah Public Schools District (a public school district), which comprise the treasurer's statement of cash position-modified cash basis as of August 31, 2025, and the related revenue analysis-modified cash basis for the one month and two months then ended, in accordance with the modified cash basis of accounting, and for determining that the modified cash basis of accounting is an acceptable financial reporting framework. We have performed a compilation engagement of the interim historical financial information in accordance with Statements on Standards for Accounting and Review Services promulgated by the Accounting and Review Services Committee of the AICPA. We did not audit or review the interim historical financial statements nor were we required to perform any procedures to verify the accuracy or completeness of the information provided by management. We do not express an opinion, a conclusion, nor provide any assurance on these interim historical financial statements.

The interim historical financial statements are prepared in accordance with the modified cash basis of accounting, which is a basis of accounting other than accounting principles generally accepted in the United States of America.

Management has elected to omit substantially all of the disclosures ordinarily included in interim historical financial statements prepared in accordance with the modified cash basis of accounting. If the omitted disclosures were included in the interim historical financial statements, they might influence the user's conclusions about the District's cash position and revenues. Accordingly, the interim historical financial statements are not designed for those who are not informed about such matters.

Management has elected to omit the summaries of significant assumptions and accounting policies required under established guidelines for presentation of prospective interim historical financial statements. If the omitted summaries were included in the budgeted information, they might influence the user's conclusions about the District's budgeted information. Accordingly, this budgeted information is not designed for those who are not informed about such matters.

The supplementary budget information (total amount appropriated and estimated revenue) of the District for the year ending June 30, 2026, that is presented for purposes of additional analysis and is not a required part of the basic interim historical financial statements. Such information is the representation of management. The supplementary budget information was not subject to our compilation engagement. We do not express an opinion, a conclusion, nor provide any assurance on such information.

The supplementary information contained in the receipt register-modified cash basis and receipt analysis-modified cash basis is presented for purposes of additional analysis and is not a required part of the basic interim historical financial statements. Such information is the representation of management. The supplementary information was subject to our compilation engagement. We have not audited or reviewed the supplementary information and do not express an opinion, a conclusion, nor provide any assurance on such information.

We are not independent with respect to Ninnekah Public Schools District.

Angel, Johnston & Blasingame, P.C.

Angel, Johnston, & Blasingame P.C.
Chickasha, Oklahoma
September 3, 2025

Ninnekah Public Schools
Treasurer's Statement of Cash Position - Modified Cash Basis
As Of August 31, 2025

	<u>Fund 11</u>	<u>Fund 12</u>	<u>Fund 21</u>	<u>Fund 22</u>	<u>Fund 31</u>	<u>Fund 34</u>	<u>Fund 38</u>	<u>Fund 39</u>	<u>Fund 41</u>
	General Fund	Cooperative Fund	Building Fund	Child Nutrition Fund	2023 GOCP Bond Fund	2023 Building Bond Fund	2013 Building Bond Fund	2023 Transportation Bond Fund	Sinking Fund
Cash In Bank	\$ 364,428.60	\$ 17,427.49	\$ 58,563.33	\$ 83,478.05	\$ 363,160.64	\$ 145,840.30	\$ 32,205.03	\$ 400,000.00	\$ 226,556.74
Investments	103.23	-	-	-	-	-	-	-	-
Reconciling Item:	-	-	-	-	-	-	-	-	-
Less: Warrants Outstanding 2024-25	(3,554.94)	-	(282.72)	-	-	-	-	-	-
Warrants Outstanding 2025-26	(21,141.96)	-	-	(451.70)	-	-	-	-	-
Reserves for Encum. 2024-25	(9,295.95)	-	-	-	-	(4,643.20)	-	(127,753.00)	-
Ending Cash Balance	\$ 330,538.98	\$ 17,427.49	\$ 58,280.61	\$ 83,026.35	\$ 363,160.64	\$ 141,197.10	\$ 32,205.03	\$ 272,247.00	\$ 226,556.74

Cash Fund Balance 7/01/25	\$ 282,657.45	\$ 20,719.61	\$ 102,306.80	\$ 86,618.66	\$ 363,160.64	\$ 173,563.67	\$ 32,655.03	\$ 272,247.00	\$ 206,262.07
Y-T-D Receipts	565,663.98	-	3,766.16	7,255.95	-	-	-	-	20,294.67
Estopped Warrants	-	-	-	-	-	-	-	-	-
Lapsed Reserves	-	-	-	-	-	-	-	-	-
Total Revenue	848,321.43	20,719.61	106,072.96	93,874.61	363,160.64	173,563.67	32,655.03	272,247.00	226,556.74

Reserves for Encum. 2024-25	-	-	-	-	-	-	-	-	-
Y-T-D Warrants Issued	(517,334.21)	(3,292.12)	(47,792.35)	(10,848.26)	-	(32,366.57)	(450.00)	-	-
Sweep Fee & Paragon CC Fees	(448.24)	-	-	-	-	-	-	-	-
Ending Cash Fund Balance	\$ 330,538.98	\$ 17,427.49	\$ 58,280.61	\$ 83,026.35	\$ 363,160.64	\$ 141,197.10	\$ 32,205.03	\$ 272,247.00	\$ 226,556.74

See Attached Accountants Compilation Report

Ninnekah Public Schools

Revenue Analysis - Modified Cash Basis

Options: Type of Revenue: Estimated, As Of Date: 8/31/2025

	Estimated Revenue	Revenue Collected	Revenue Receivable	Unappropriated Receipts	% Rev Collected	Current Month
Fund - 11 GEN FUND-FOR OP						
Series - 1000						
Source - 1120 AD VALOREM TAX LEVY (PR.YRS)	\$0.00	\$25,003.37	\$0.00	\$25,003.37	N/A	\$6,877.44
Source - 1311 INTEREST EARNINGS	\$0.00	\$12,527.05	\$0.00	\$12,527.05	N/A	\$6,098.69
Source - 1350 INTEREST ON TAXES	\$0.00	\$110.34	\$0.00	\$110.34	N/A	\$36.91
Source - 1410 RENTAL OF SCHOOL FACILITIES	\$0.00	\$500.00	\$0.00	\$500.00	N/A	\$500.00
Source - 1420 RENTAL NOT SCHOOL FACILITIES	\$0.00	\$1,600.00	\$0.00	\$1,600.00	N/A	\$800.00
Source - 1660 MINERAL ROYALTIES/LEASE REV.	\$0.00	\$120.05	\$0.00	\$120.05	N/A	\$48.00
Source - 1680 REFUND PRIOR YR EXPENDITURES	\$0.00	\$1,437.66	\$0.00	\$1,437.66	N/A	\$810.94
Series - 1000 Total	\$0.00	\$41,298.47	\$0.00	\$41,298.47	N/A	\$15,171.98
Series - 2000						
Source - 2100 COUNTY 4 MILL AD VALOREM TA	\$0.00	\$3,278.20	\$0.00	\$3,278.20	N/A	\$685.40
Source - 2200 COUNTY APPORT.(MORTGAGE TA	\$0.00	\$5,855.92	\$0.00	\$5,855.92	N/A	\$3,926.10
Series - 2000 Total	\$0.00	\$9,134.12	\$0.00	\$9,134.12	N/A	\$4,611.50
Series - 3000						
Source - 3110 GROSS PRODUCTION TAX	\$0.00	\$111,614.10	\$0.00	\$111,614.10	N/A	\$43,293.57
Source - 3120 MOTOR VEHICLE COLLECTIONS	\$0.00	\$20,973.77	\$0.00	\$20,973.77	N/A	\$16,956.41
Source - 3130 RURAL ELECTRIC COOP.TAX	\$0.00	\$17,792.63	\$0.00	\$17,792.63	N/A	\$9,246.38
Source - 3140 STATE SCHOOL LAND EARNINGS	\$0.00	\$10,774.67	\$0.00	\$10,774.67	N/A	\$4,538.06
Source - 3160 FARM IMPLEMENT TAX STAMP	\$0.00	\$1,338.07	\$0.00	\$1,338.07	N/A	\$924.09
Source - 3210 FOUNDATION AND SALARY INCE	\$0.00	\$83,511.52	\$0.00	\$83,511.52	N/A	\$83,511.52
Source - 3250 EDUCATION FLEX.BENEFIT ALLO	\$0.00	\$41,422.54	\$0.00	\$41,422.54	N/A	\$41,422.54
Source - 3420 STATE TEXTBOOK	\$0.00	\$2,470.79	\$0.00	\$2,470.79	N/A	\$2,470.79
Source - 3436 SCHOOL RESOURCE OFFICER PRO	\$0.00	\$93,041.47	\$0.00	\$93,041.47	N/A	\$93,041.47
Series - 3000 Total	\$0.00	\$382,939.56	\$0.00	\$382,939.56	N/A	\$295,404.83
Series - 4000						
Source - 4210 TITLE I-BASIC PROGRAM	\$0.00	\$90,381.26	\$0.00	\$90,381.26	N/A	\$0.00
Source - 4310 INDIV.WITH DISABIL.IDEA--B	\$0.00	\$27,768.55	\$0.00	\$27,768.55	N/A	\$0.00
Source - 4445 TITLE IV, PART A, STRONGER CON	\$0.00	\$12,382.74	\$0.00	\$12,382.74	N/A	\$0.00
Source - 4550 JOHNSON-O'MALLEY PROGRAM	\$0.00	\$1,759.28	\$0.00	\$1,759.28	N/A	\$0.00
Series - 4000 Total	\$0.00	\$132,291.83	\$0.00	\$132,291.83	N/A	\$0.00
Series - 6000						
Source - 6110 CASH FORWARD-SURPLUS CASH	\$0.00	\$282,657.45	\$0.00	\$282,657.45	N/A	\$0.00
Series - 6000 Total	\$0.00	\$282,657.45	\$0.00	\$282,657.45	N/A	\$0.00
Fund - 11 GEN FUND-FOR OP Total	\$0.00	\$848,321.43	\$0.00	\$848,321.43	N/A	\$315,188.31
Fund - 12 CO-OP FUND-FOR CO-OP						
Series - 6000						
Source - 6110 CASH FORWARD-SURPLUS CASH	\$0.00	\$20,719.61	\$0.00	\$20,719.61	N/A	\$0.00
Series - 6000 Total	\$0.00	\$20,719.61	\$0.00	\$20,719.61	N/A	\$0.00
Fund - 12 CO-OP FUND-FOR CO-OP Total	\$0.00	\$20,719.61	\$0.00	\$20,719.61	N/A	\$0.00
Fund - 21 Building						
Series - 1000						
Source - 1120 AD VALOREM TAX LEVY (PR.YRS)	\$0.00	\$3,574.85	\$0.00	\$3,574.85	N/A	\$983.30
Series - 1000 Total	\$0.00	\$3,574.85	\$0.00	\$3,574.85	N/A	\$983.30
Series - 3000						
Source - 3160 FARM IMPLEMENT TAX STAMP	\$0.00	\$191.31	\$0.00	\$191.31	N/A	\$132.12
Series - 3000 Total	\$0.00	\$191.31	\$0.00	\$191.31	N/A	\$132.12
Series - 6000						
Source - 6110 CASH FORWARD-SURPLUS CASH	\$0.00	\$102,306.80	\$0.00	\$102,306.80	N/A	\$0.00
Series - 6000 Total	\$0.00	\$102,306.80	\$0.00	\$102,306.80	N/A	\$0.00
Fund - 21 Building Total	\$0.00	\$106,072.96	\$0.00	\$106,072.96	N/A	\$1,115.42
Fund - 22 CHILD NUTRITION						
Series - 1000						
Source - 1710 STUDENTS' LUNCHES,BKFST	\$0.00	\$1,005.09	\$0.00	\$1,005.09	N/A	\$1,005.09
Series - 1000 Total	\$0.00	\$1,005.09	\$0.00	\$1,005.09	N/A	\$1,005.09
Series - 4000						

Ninnekah Public Schools

Revenue Analysis - Modified Cash Basis

Options: Type of Revenue: Estimated, As Of Date: 8/31/2025

	Estimated Revenue	Revenue Collected	Revenue Receivable	Unappropriated Receipts	% Rev Collected	Current Month
Source - 4710 LUNCHES	\$0.00	\$3,845.38	\$0.00	\$3,845.38	N/A	\$0.00
Source - 4720 BREAKFASTS	\$0.00	\$2,405.48	\$0.00	\$2,405.48	N/A	\$0.00
Series - 4000 Total	\$0.00	\$6,250.86	\$0.00	\$6,250.86	N/A	\$0.00
Series - 6000						
Source - 6110 CASH FORWARD-SURPLUS CASH	\$0.00	\$86,618.66	\$0.00	\$86,618.66	N/A	\$0.00
Series - 6000 Total	\$0.00	\$86,618.66	\$0.00	\$86,618.66	N/A	\$0.00
Fund - 22 CHILD NUTRITION Total	\$0.00	\$93,874.61	\$0.00	\$93,874.61	N/A	\$1,005.09
<hr/>						
Fund - 31 2023 GOCP BOND						
Series - 6000						
Source - 6110 CASH FORWARD-SURPLUS CASH	\$0.00	\$363,160.64	\$0.00	\$363,160.64	N/A	\$0.00
Series - 6000 Total	\$0.00	\$363,160.64	\$0.00	\$363,160.64	N/A	\$0.00
Fund - 31 2023 GOCP BOND Total	\$0.00	\$363,160.64	\$0.00	\$363,160.64	N/A	\$0.00
<hr/>						
Fund - 34 BOND FUND-2023 BUILDING BOND						
Series - 6000						
Source - 6110 CASH FORWARD-SURPLUS CASH	\$0.00	\$173,563.67	\$0.00	\$173,563.67	N/A	\$0.00
Series - 6000 Total	\$0.00	\$173,563.67	\$0.00	\$173,563.67	N/A	\$0.00
Fund - 34 BOND FUND-2023 BUILDING BOND Total	\$0.00	\$173,563.67	\$0.00	\$173,563.67	N/A	\$0.00
<hr/>						
Fund - 38 BOND FUND-2013 BUILDING						
Series - 6000						
Source - 6110 CASH FORWARD-SURPLUS CASH	\$0.00	\$32,655.03	\$0.00	\$32,655.03	N/A	\$0.00
Series - 6000 Total	\$0.00	\$32,655.03	\$0.00	\$32,655.03	N/A	\$0.00
Fund - 38 BOND FUND-2013 BUILDING Total	\$0.00	\$32,655.03	\$0.00	\$32,655.03	N/A	\$0.00
<hr/>						
Fund - 39 2023 TRANSPORTATION BOND						
Series - 6000						
Source - 6110 CASH FORWARD-SURPLUS CASH	\$0.00	\$272,247.00	\$0.00	\$272,247.00	N/A	\$0.00
Series - 6000 Total	\$0.00	\$272,247.00	\$0.00	\$272,247.00	N/A	\$0.00
Fund - 39 2023 TRANSPORTATION BOND Total	\$0.00	\$272,247.00	\$0.00	\$272,247.00	N/A	\$0.00
<hr/>						
Fund - 41 Sinking						
Series - 1000						
Source - 1120 AD VALOREM TAX LEVY (PR.YRS)	\$0.00	\$19,199.79	\$0.00	\$19,199.79	N/A	\$5,462.40
Series - 1000 Total	\$0.00	\$19,199.79	\$0.00	\$19,199.79	N/A	\$5,462.40
Series - 3000						
Source - 3160 FARM IMPLEMENT TAX STAMP	\$0.00	\$1,094.88	\$0.00	\$1,094.88	N/A	\$756.14
Series - 3000 Total	\$0.00	\$1,094.88	\$0.00	\$1,094.88	N/A	\$756.14
Series - 6000						
Source - 6110 CASH FORWARD-SURPLUS CASH	\$0.00	\$206,262.07	\$0.00	\$206,262.07	N/A	\$0.00
Series - 6000 Total	\$0.00	\$206,262.07	\$0.00	\$206,262.07	N/A	\$0.00
Fund - 41 Sinking Total	\$0.00	\$226,556.74	\$0.00	\$226,556.74	N/A	\$6,218.54
<hr/>						
Report Total	\$0.00	\$2,137,171.69	\$0.00	\$2,137,171.69	N/A	\$323,527.36

Supplementary Information:

Receipt Register & Receipt Analysis
Modified Cash Basis

Ninnekah Public Schools

Receipt Register - Modified Cash Basis

Options: Fund: Governmental Funds, Show Detail: No, Date Range: 8/1/2025 - 8/31/2025, Account: All, Status: All

Receipt No	Date	Received From	Amount	Status
18	8/5/2025	Grady County Clerk	\$19,783.90	Posted
19	8/5/2025	Renessa Cramer	\$800.00	Posted
20	8/11/2025	Oklahoma Tax Commission	\$69,496.36	Posted
21	8/14/2025	OK State Dept. of Ed.	\$127,404.85	Posted
22	8/18/2025	Department of Education	\$93,041.47	Posted
23	8/19/2025	Washita Valley	\$500.00	Posted
24	8/20/2025	American Electric Power	\$147.38	Posted
25	8/25/2025	State School Land Earnings	\$4,538.06	Posted
26	8/26/2025	Capital One	\$663.56	Posted
27	8/25/2025	Kaiser Francis	\$48.00	Posted
28	8/29/2025	Paragon Solutions/CC Deposit	\$1,005.09	Posted
29	8/29/2025	Bank Interest	\$6,098.64	Posted
30	8/29/2025	Bank Interest	\$0.05	Posted

Year and Fund Totals:

2026	11	\$315,188.31
2026	21	\$1,115.42
2026	22	\$1,005.09
2026	41	\$6,218.54

Total Receipts Posted = \$323,527.36

Total Receipts Not Posted = \$0.00

Ninnekah Public Schools

Receipt Analysis - Modified Cash Basis

Options: Date Range: 8/1/2025 - 8/31/2025

Year	Receipt No	Date	Received From	Amount
Fund - 11 GEN FUND-FOR OP				
1120 AD VALOREM TAX LEVY (PR.YRS)				
2026	18	8/5/2025	Grady County Clerk	\$6,877.44
1120 AD VALOREM TAX LEVY (PR.YRS) Total				\$6,877.44
1311 INTEREST EARNINGS				
2026	29	8/29/2025	Bank Interest	\$6,098.64
2026	30	8/29/2025	Bank Interest	\$0.05
1311 INTEREST EARNINGS Total				\$6,098.69
1350 INTEREST ON TAXES				
2026	18	8/5/2025	Grady County Clerk	\$36.91
1350 INTEREST ON TAXES Total				\$36.91
1410 RENTAL OF SCHOOL FACILITIES				
2026	23	8/19/2025	Washita Valley	\$500.00
1410 RENTAL OF SCHOOL FACILITIES Total				\$500.00
1420 RENTAL NOT SCHOOL FACILITIES				
2026	19	8/5/2025	Renessa Cramer	\$800.00
1420 RENTAL NOT SCHOOL FACILITIES Total				\$800.00
1660 MINERAL ROYALTIES/LEASE REV.				
2026	27	8/25/2025	Kaiser Francis	\$48.00
1660 MINERAL ROYALTIES/LEASE REV. Total				\$48.00
1680 REFUND PRIOR YR EXPENDITURES				
2026	24	8/20/2025	American Electric Power	\$147.38
2026	26	8/26/2025	Capital One	\$663.56
1680 REFUND PRIOR YR EXPENDITURES Total				\$810.94
2100 COUNTY 4 MILL AD VALOREM TAX				
2026	18	8/5/2025	Grady County Clerk	\$685.40
2100 COUNTY 4 MILL AD VALOREM TAX Total				\$685.40
2200 COUNTY APPORT.(MORTGAGE TAX)				
2026	18	8/5/2025	Grady County Clerk	\$3,926.10
2200 COUNTY APPORT.(MORTGAGE TAX) Total				\$3,926.10
3110 GROSS PRODUCTION TAX				
2026	20	8/11/2025	Oklahoma Tax Commission	\$43,293.57
3110 GROSS PRODUCTION TAX Total				\$43,293.57
3120 MOTOR VEHICLE COLLECTIONS				
2026	20	8/11/2025	Oklahoma Tax Commission	\$16,956.41
3120 MOTOR VEHICLE COLLECTIONS Total				\$16,956.41
3130 RURAL ELECTRIC COOP.TAX				
2026	20	8/11/2025	Oklahoma Tax Commission	\$9,246.38
3130 RURAL ELECTRIC COOP.TAX Total				\$9,246.38
3140 STATE SCHOOL LAND EARNINGS				
2026	25	8/25/2025	State School Land Earnings	\$4,538.06
3140 STATE SCHOOL LAND EARNINGS Total				\$4,538.06
3160 FARM IMPLEMENT TAX STAMP				
2026	18	8/5/2025	Grady County Clerk	\$924.09
3160 FARM IMPLEMENT TAX STAMP Total				\$924.09
3210 FOUNDATION AND SALARY INCEN.				
2026	21	8/14/2025	OK State Dept. of Ed.	\$83,511.52
3210 FOUNDATION AND SALARY INCEN. Total				\$83,511.52
3250 EDUCATION FLEX.BENEFIT ALLOW.				
2026	21	8/14/2025	OK State Dept. of Ed.	\$2,868.11
2026	21	8/14/2025	OK State Dept. of Ed.	\$11,453.40
2026	21	8/14/2025	OK State Dept. of Ed.	\$376.43
2026	21	8/14/2025	OK State Dept. of Ed.	\$26,724.60
3250 EDUCATION FLEX.BENEFIT ALLOW. Total				\$41,422.54
3420 STATE TEXTBOOK				
2026	21	8/14/2025	OK State Dept. of Ed.	\$2,470.79
3420 STATE TEXTBOOK Total				\$2,470.79
3436 SCHOOL RESOURCE OFFICER PROGRAM				

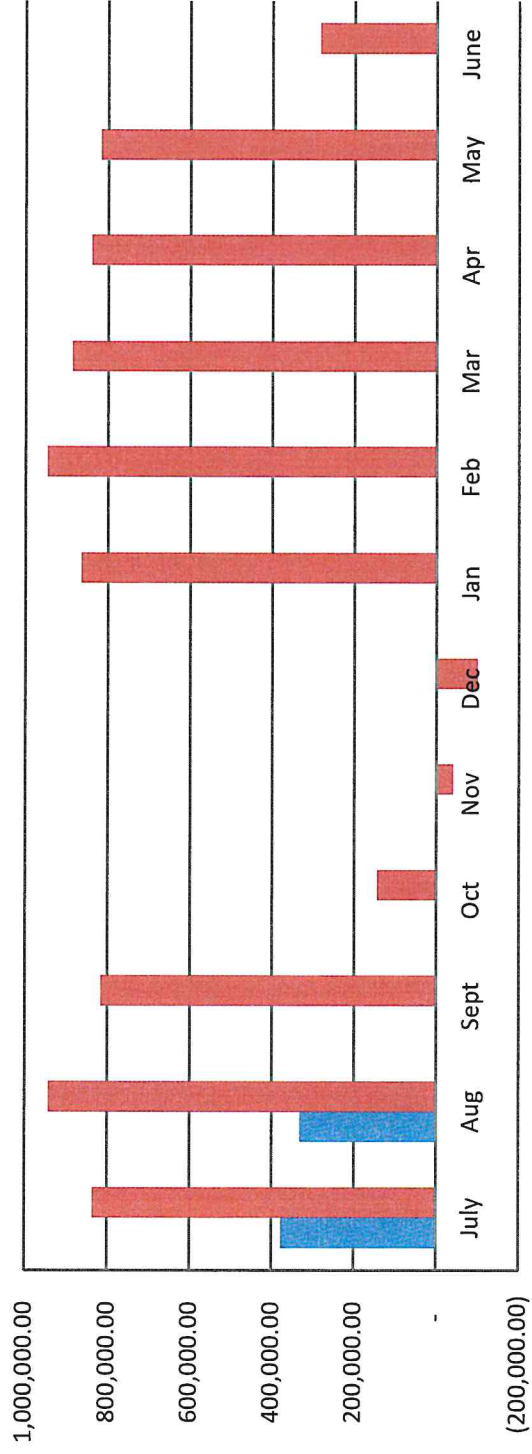
Ninnekah Public Schools

Receipt Analysis - Modified Cash Basis

Options: Date Range: 8/1/2025 - 8/31/2025

Year	Receipt No	Date	Received From	Amount
2026	22	8/18/2025	Department of Education	\$93,041.47
			3436 SCHOOL RESOURCE OFFICER PROGRAM Total	\$93,041.47
			Fund - 11 GEN FUND-FOR OP Total	\$315,188.31
Fund - 21 Building				
			1120 AD VALOREM TAX LEVY (PR.YRS)	
2026	18	8/5/2025	Grady County Clerk	\$983.30
			1120 AD VALOREM TAX LEVY (PR.YRS) Total	\$983.30
			3160 FARM IMPLEMENT TAX STAMP	
2026	18	8/5/2025	Grady County Clerk	\$132.12
			3160 FARM IMPLEMENT TAX STAMP Total	\$132.12
			Fund - 21 Building Total	\$1,115.42
Fund - 22 CHILD NUTRITION				
			1710 STUDENTS' LUNCHES,BKFST	
2026	28	8/29/2025	Paragon Solutions/CC Deposit	\$1,005.09
			1710 STUDENTS' LUNCHES,BKFST Total	\$1,005.09
			Fund - 22 CHILD NUTRITION Total	\$1,005.09
Fund - 41 Sinking				
			1120 AD VALOREM TAX LEVY (PR.YRS)	
2026	18	8/5/2025	Grady County Clerk	\$5,462.40
			1120 AD VALOREM TAX LEVY (PR.YRS) Total	\$5,462.40
			3160 FARM IMPLEMENT TAX STAMP	
2026	18	8/5/2025	Grady County Clerk	\$756.14
			3160 FARM IMPLEMENT TAX STAMP Total	\$756.14
			Fund - 41 Sinking Total	\$6,218.54
Receipts Total				\$323,527.36

Ninnekah School - General Fund Cash Position By Month




NINNEKAH PUBLIC SCHOOLS

810 EAST DELL STREET
 NINNEKAH, OK 73067

August, FY2026
 MTD Summary

Summary Of Accounts

September 02, 2025

<p>For Bank Account: ** 5445</p> <p>Date: <u>9/2/25</u></p>	<p>This Report Is True And Correct To The Best Of My Knowledge.</p> 
--	---

Beginning:	114,841.97
Receipts:	13,036.23
Checks:	(14,057.72)
Adjustments:	10,095.41
Ending:	\$123,915.89

Acct. Name	Beg. Month	Receipts	Checks	Adjust.	Ending
0801 HIGH SCHOOL	3108.34	0.00	89.99	0.00	3018.35
001 HIGH SCHOOL	3108.34	0.00	89.99	0.00	3018.35
0802 ATHLETICS	19990.63	10566.50	11310.64	10000.00	29246.49
800 ATH PROG-COMPETITIVE	5797.73	1216.50	3989.01	0.00	3025.22
802 Boys Basketball	8127.96	0.00	1940.81	0.00	6187.15
803 Girls Basketball	2186.95	370.00	0.00	4000.00	6556.95
805 Boys Baseball	1931.84	236.00	360.00	0.00	1807.84
806 Girls Softball	778.81	8744.00	5020.82	3000.00	7501.99
808 Powerlifting	0.00	0.00	0.00	0.00	0.00
811 Elementary Sports	583.67	0.00	0.00	0.00	583.67
812 Track	583.67	0.00	0.00	3000.00	3583.67
813 Golf	0.00	0.00	0.00	0.00	0.00
0805 PTO	4828.60	0.00	0.00	0.00	4828.60
001 PTO	4828.60	0.00	0.00	0.00	4828.60
0806 FFA	10403.78	0.00	1588.07	0.00	8815.71
001 FFA	10403.78	0.00	1588.07	0.00	8815.71
0807 STUDENT COUNCIL	1238.88	0.00	0.00	0.00	1238.88
001 STUDENT COUNCIL	1238.88	0.00	0.00	0.00	1238.88
0808 YEARBOOK	2969.09	25.00	0.00	0.00	2994.09
001 YEARBOOK	2969.09	25.00	0.00	0.00	2994.09
0809 HOME RUN CLUB	1031.67	0.00	0.00	0.00	1031.67
001 HOME RUN CLUB	1031.67	0.00	0.00	0.00	1031.67
0810 BASKETBALL BOOSTER	1384.99	0.00	0.00	0.00	1384.99
001 BASKETBALL BOOSTER	1384.99	0.00	0.00	0.00	1384.99
0811 ELEMENTARY	15044.50	0.00	495.95	0.00	14548.55
001 ELEMENTARY	15044.50	0.00	495.95	0.00	14548.55
0812 CLEARING REFUND ACCOUNT	40.00	0.00	0.00	0.00	40.00
001 CLEARING REFUND ACCOUNT	40.00	0.00	0.00	0.00	40.00

NINNEKAH PUBLIC SCHOOLS810 EAST DELL STREET
NINNEKAH, OK 73067August, FY2026
MTD Summary**Summary Of Accounts**

September 02, 2025

Acct. Name	Beg.Month	Receipts	Checks	Adjust.	Ending
0813 MISCELLANEOUS	0.00	0.00	0.00	85.30	85.30
001 MISCELLANEOUS	0.00	0.00	0.00	85.30	85.30
0814 ARCHERY	7054.77	0.00	0.00	0.00	7054.77
001 ARCHERY	7054.77	0.00	0.00	0.00	7054.77
0815 CLASS OF...	1539.80	501.00	388.43	0.00	1652.37
001	1539.80	501.00	388.43	0.00	1652.37
0816 ELEM LIBRARY	68.10	0.00	0.00	0.00	68.10
001 ELEM LIBRARY	68.10	0.00	0.00	0.00	68.10
0817 CHEER	3800.89	1147.53	0.00	0.00	4948.42
001 CHEER	3800.89	1147.53	0.00	0.00	4948.42
0818 NPS SUMMER CAMP	35.00	0.00	0.00	0.00	35.00
001 NPS SUMMER CAMP	35.00	0.00	0.00	0.00	35.00
0819 STEAM	1583.67	0.00	0.00	0.00	1583.67
001 STEAM	1583.67	0.00	0.00	0.00	1583.67
0820 GILLILAND SUPPLIES	142.24	0.00	0.00	0.00	142.24
001 GILLILAND SUPPLIES	142.24	0.00	0.00	0.00	142.24
0821 INTEREST	139.79	0.00	0.00	10.11	149.90
001 INTEREST	139.79	0.00	0.00	10.11	149.90
0827 FLOWER FUND	217.77	52.00	0.00	0.00	269.77
001 FLOWER FUND	217.77	52.00	0.00	0.00	269.77
0828 FACS	678.08	0.00	0.00	0.00	678.08
001 FACS	678.08	0.00	0.00	0.00	678.08
0829 MIDDLE SCHOOL	6051.54	0.00	184.64	0.00	5866.90
001 MIDDLE SCHOOL	6051.54	0.00	184.64	0.00	5866.90
0831 HS LIBRARY	276.88	0.00	0.00	0.00	276.88
001 HS LIBRARY	276.88	0.00	0.00	0.00	276.88
0833 MS ACADEMIC TEAM	214.51	0.00	0.00	0.00	214.51
001 MS ACADEMIC TEAM	214.51	0.00	0.00	0.00	214.51
0842 CLASS OF 2025	591.71	0.00	0.00	0.00	591.71
001 CLASS OF 2025	591.71	0.00	0.00	0.00	591.71

NINNEKAH PUBLIC SCHOOLS

810 EAST DELL STREET

NINNEKAH, OK 73067

August, FY2026

MTD Summary

Summary Of Accounts

September 02, 2025

Acct. Name	Beg.Month	Receipts	Checks	Adjust.	Ending	
0846 NATIVE AMERICAN STUDENT CLUB	34.19	0.00	0.00	0.00	34.19	
001 NATIVE AMERICAN STUDENT CLUB	34.19	0.00	0.00	0.00	34.19	
0848 MS STUCO	639.45	0.00	0.00	0.00	639.45	
001 MS STUCO	639.45	0.00	0.00	0.00	639.45	
0850 WASHINGTON DC	11471.78	0.00	0.00	0.00	11471.78	
001 WASHINGTON DC	11471.78	0.00	0.00	0.00	11471.78	
0852 CLASS OF 2026	3720.61	0.00	0.00	0.00	3720.61	
001 CLASS OF 2026	3720.61	0.00	0.00	0.00	3720.61	
0860 DRAMA CLUB	1636.86	0.00	0.00	0.00	1636.86	
001 DRAMA CLUB	1636.86	0.00	0.00	0.00	1636.86	
0861 SPED	235.68	0.00	0.00	0.00	235.68	
001 SPED	235.68	0.00	0.00	0.00	235.68	
0862 FFA BOOSTER CLUB	14668.17	270.00	0.00	0.00	14938.17	
001 FFA BOOSTER CLUB	14668.17	270.00	0.00	0.00	14938.17	
0885 CHILD NUTRITION LOCAL FUNDS	0.00	474.20	0.00	0.00	474.20	
001 CHILD NUTRITION LOCAL FUNDS	0.00	474.20	0.00	0.00	474.20	
MTD TOTALS:	(33 Accounts)	114,841.97	13,036.23	(14,057.72)	10,095.41	123,915.89

NINNEKAH PUBLIC SCHOOLS

810 EAST DELL STREET

NINNEKAH, OK 73067

August, FY2026

MTD Summary

Summary Of Accounts

September 02, 2025

Beginning MTD Account Balance:	\$114,841.97
Bank Charges:	0.00
Interest:	10.11
NSF Adjustments:	0.00
Expense:	0.00
Revenue:	10,085.30
Total Adjustments:	\$10,095.41
Total Adjustments:	10,095.41
Add Voids:	0.00
Adjustment with Voids:	\$10,095.41
Receipts Issued:	13,036.23
Voided Receipts:	0.00
Total Receipts:	\$13,036.23
Checks Issued:	14,057.72
Voided Checks:	0.00
Total Checks:	\$14,057.72
Current Balance:	\$123,915.89
YTD Outstanding Checks:	9,689.58
Prior Year Outstanding Checks:	1,363.01

NINNEKAH PUBLIC SCHOOLS
810 EAST DELL STREET
NINNEKAH, OK 73067

Reconciliation

September 02, 2025

Bank account:
* * 5445

Reconciliation date:
9/2/2025

Prepared by:
Williams, Jessica

For applied period:
August, 2026

General ledger account balance	\$114,841.97	Balance per bank statement as of reconciliation date	\$134,968.48
Add debits	\$13,036.23	Add receipts in transit	\$0.00
Less credits	\$14,057.72	Less outstanding checks	\$11,052.59
Add adjustments	\$10,095.41	Interest not yet posted	\$0.00
		Charges not yet posted	\$0.00
		Investments	\$0.00
Bank Balance Per General Ledger (Activity Fund)	\$123,915.89	Bank Balance Per Statement Reconciliation	\$123,915.89

Variance: \$0.00 ***

Outstanding Receipts

No Transactions

Outstanding Checks

<u>Number</u>	<u>Amount</u>	<u>Number</u>	<u>Amount</u>	<u>Number</u>	<u>Amount</u>
00000147	210.00	00000167	210.00	00000419	350.00
00000579	100.00	00000727	193.51	00000740	299.50
00001462	767.03	00001466	447.10	00001470	480.00
00001471	450.50	00001472	530.86	00001474	463.78
00001476	59.90	00001487	39.99	00001489	172.34
00001499	150.00	00001502	275.00	00001503	80.00
00001506	660.00	00001507	480.00	00001511	240.00
00001512	180.00	00001513	240.00	00001514	240.00
00001515	73.87	00001516	682.70	00001517	250.00
00001518	375.00	00001519	375.08	00001520	928.00
00001521	90.00	00001522	388.43	00001523	195.00
00001524	50.00	00001525	325.00		

Total Outstanding Checks:
\$11,052.59

Items:
35

Receipts Cleared This Month

<u>Number</u>	<u>Amount</u>	<u>Number</u>	<u>Amount</u>	<u>Number</u>	<u>Amount</u>
26000023	370.00	26000024	25.00	26000025	25.00
26000026	211.00	26000027	856.53	26000028	85.50
26000029	224.00	26000030	126.00	26000031	20.00
26000032	325.00	26000033	466.00	26000034	441.00
26000035	292.00	26000036	20.00	26000037	250.00
26000038	204.00	26000039	2442.00	26000040	40.00
26000041	5307.00	26000042	52.00	26000043	650.00
26000044	69.00	26000045	297.00	26000046	56.00
26000047	70.20	26000048	37.00	26000049	75.00

Total Receipts Cleared:
\$13,036.23

Items:
27

Checks Cleared This Month

<u>Number</u>	<u>Amount</u>	<u>Number</u>	<u>Amount</u>	<u>Number</u>	<u>Amount</u>
00001465	160.00	00001467	211.00	00001468	300.00
00001469	200.00	00001473	167.88	00001475	576.00
00001477	103.52	00001478	212.95	00001479	180.00
00001480	520.97	00001481	400.00	00001482	50.00
00001483	150.00	00001484	150.00	00001485	1940.81
00001486	576.40	00001488	94.65	00001490	92.47
00001491	303.70	00001492	89.99	00001493	89.99

September 02, 2025

00001494	360.00	00001495	142.33	00001496	171.15
00001497	50.00	00001498	150.00	00001500	150.00
00001501	150.00	00001504	104.85	00001505	375.00
00001508	420.00	00001509	420.00	00001510	615.00

Total Cleared Checks:				Items:	
	\$9,678.66				33

Adjustments This Month

<u>Number</u>	<u>Amount</u>	<u>Number</u>	<u>Amount</u>	<u>Number</u>	<u>Amount</u>
00002085	3000.00	00002086	4000.00	00002087	3000.00
00002088	42.65	00002089	10.11	00002090	42.65

Total Adjustments:				Items:	
	\$10,095.41				6

Receipts Voided This Month

No Transactions

Checks Voided This Month

No Transactions

Legacy Checks Outstanding

No Transactions

Legacy Receipts Outstanding

No Transactions

Legacy Checks Cleared

No Transactions

Legacy Receipts Cleared

No Transactions

NINNEKAH PUBLIC SCHOOLS

810 EAST DELL STREET
 NINNEKAH, OK 73067

FY-2026
 8/1/2025 to 8/31/2025

Check Register

September 02, 2025

Status Key:

- 1 - Cleared
- 2 - Outstanding
- 3 - Open
- 4 - Void
- 5 - Post-dated

For Bank Account:

* * 5445

Check register:

\$14,057.72

Less voids:

\$0.00

Total register:

\$14,057.72

Number	Issued	Payee	Account	Expense	PO#	Remarks	Amount
1 1480	08/06/2025	GREGORY'S SPORTING GOODS INC.					520.97
		6-60-800-1000-737-800-0000-000-705	0802-806	479.76	26000003	BLACK AND RED OWLS VISORS	
		6-60-800-1000-737-800-0000-000-705	0802-806	41.21	26000003	DESIGN FEE	
1 1481	08/11/2025	AMBER DRENNAN					400.00
		6-60-800-5200-950-800-0000-000-050	0802-800	400.00	26000031	ATHLETICS CONCESSION/GATE START UP CHANGE	
1 1482	08/11/2025	LANCE PERRITT					50.00
		6-60-800-1000-343-800-0000-000-705	0802-800	50.00	26000041	ANNOUNCING VS WAYNE	
1 1483	08/11/2025	CODY SHEPPARD					150.00
		6-60-800-1000-343-800-0000-000-705	0802-800	150.00	26000042	VS WAYNE	
1 1484	08/11/2025	JIMMY HORTON					150.00
		6-60-800-1000-343-800-0000-000-705	0802-800	150.00	26000043	VS WAYNE	
1 1485	08/15/2025	GEAR UP SPORTS					1940.81
		6-60-800-1000-737-800-0000-000-705	0802-802	1940.81	26000001	ELITE HOOPS BAGS	
1 1486	08/15/2025	DIAMOND P SPORTS					576.40
		6-60-800-2199-619-800-0000-000-705	0802-800	576.40	26000021	BASES & SHIPPING	
2 1487	08/15/2025	ROSS SEED COMPANY					39.99
		6-60-800-1000-683-900-0000-000-705	0806-001	39.99	26000025	SUNGLO EXPLODE #25	
1 1488	08/15/2025	ARVEST BANK OPERATIONS, INC.					94.65
		6-60-800-2199-682-900-0000-000-510	0829-001	94.65	26000029	ICE CREAM SOCIAL	
2 1489	08/15/2025	CABLE MEAT CENTER INC					172.34
		6-60-800-3200-660-800-0000-000-705	0802-800	172.34	26000032	480282	

NINNEKAH PUBLIC SCHOOLS810 EAST DELL STREET
NINNEKAH, OK 73067FY-2026
8/1/2025 to 8/31/2025**Check Register**

September 02, 2025

For Bank Account:

* * 5445

Number	Issued	Payee	Account	Expense	PO#	Remarks	Amount
1 1490	08/15/2025	ARVEST BANK OPERATIONS, INC.					92.47
		6-60-800-1000-682-900-1170-000-105	0811-001	92.47	26000034	PIZZA AND CRAZY BREAD	
1 1491	08/15/2025	ARVESTBANK OPERATIONS, INC					303.70
		6-60-800-1000-682-900-1170-000-105	0802-800	303.70	26000035	CONCESSION STOCK	
1 1492	08/15/2025	ARVEST BANK OPERATIONS, INC.					89.99
		6-60-800-2199-682-900-0000-000-705	0801-001	89.99	26000036	1 TAILGATE MEAL	
1 1493	08/15/2025	ARVEST BANK OPERATIONS, INC.					89.99
		6-60-800-2199-682-900-0000-000-510	0829-001	89.99	26000037	1 TAILGATE MEAL	
1 1494	08/15/2025	DIAMOND P SPORTS					360.00
		6-60-800-1000-683-800-0000-000-705	0802-805	300.00	26000038	5 CASES OF MARKING PAINT	
		6-60-800-1000-683-800-0000-000-705	0802-805	60.00	26000038	SHIPPING	
1 1495	08/15/2025	ARVEST BANK OPERATIONS, INC.					142.33
		6-60-800-2199-619-900-0000-000-105	0811-001	93.09	26000039	LUNCH SUPPLIES FOR PD	
		6-60-800-2199-619-900-0000-000-105	0811-001	49.24	26000039	PD SUPPLIES	
1 1496	08/15/2025	AMAZON CAPITAL SERVICES					171.15
		6-60-800-1000-619-100-0000-000-105	0811-001	171.15	26000040	OFFICE ORGANIZING SUPPLIES	
1 1497	08/18/2025	LANCE PERRITT					50.00
		6-60-800-1000-343-800-0000-000-705	0802-800	50.00	26000048	BASEBALL VS BIG PASTURE 8/18	
1 1498	08/18/2025	STEVEN MCKINNEY					150.00
		6-60-800-1000-343-800-0000-000-705	0802-800	150.00	26000053	BASEBALL VS BIG PASTURE	
2 1499	08/18/2025	CHRIS GREGG					150.00
		6-60-800-1000-343-800-0000-000-705	0802-800	150.00	26000054	BASEBALL VS BIG PASTURE	

For Bank Account:
 * * 5445

Number	Issued	Payee	Account	Expense	PO#	Remarks	Amount
1 1500	08/18/2025	JIMMY HORTON JR					150.00
		6-60-800-1000-343-800-0000-000-705	0802-800	150.00	26000055	SOFTBALL VS RYAN 8/18	
1 1501	08/18/2025	CODY SHEPPARD					150.00
		6-60-800-1000-343-800-0000-000-705	0802-800	150.00	26000056	SOFTBALL VS RYAN 8/18	
2 1502	08/18/2025	MARLOW PUBLIC SCHOOLS					275.00
		6-60-800-1000-810-800-3300-000-705	0802-806	275.00	26000044	SUMMER LEAGUE	
2 1503	08/18/2025	CYRIL PUBLIC SCHOOLS					80.00
		6-60-800-1000-810-800-3300-000-705	0802-800	80.00	26000045	ENTRY FEE	
1 1504	08/18/2025	SOUTHERN TROPHY					104.85
		6-60-800-1000-682-800-3300-000-705	0802-806	104.85	26000046	NINNEKAH TOURN AWARDS	
1 1505	08/25/2025	CARROLL CHAPPELL					375.00
		6-60-800-1000-343-800-0000-000-705	0802-806	375.00	26000062	3 ON 8/22, 2 ON 8/23, 1 CHAMPIONSHIP ON 8/23	
2 1506	08/25/2025	QING HE					660.00
		6-60-800-1000-343-800-0000-000-705	0802-806	660.00	26000064	4 ON 8/21, 3 ON 8/22, 4 ON 8/23	
2 1507	08/25/2025	STEVEN MCKINNEY					480.00
		6-60-800-1000-343-800-0000-000-705	0802-806	480.00	26000066	4 ON 8/21, 4 ON 8/22	
1 1508	08/25/2025	CODY SHEPPARD					420.00
		6-60-800-1000-343-800-0000-000-705	0802-806	420.00	26000067	4 ON 8/21, 3 ON 8/22	
1 1509	08/25/2025	MARCUS DANIELS					420.00
		6-60-800-1000-343-800-0000-000-705	0802-806	420.00	26000071	4 ON 8/21, 3 ON 8/22	
1 1510	08/25/2025	KEITH DAUGHTRY					615.00
		6-60-800-1000-343-800-0000-000-705	0802-806	615.00	26000063	4 ON 8/21, 3 ON 8/22, 2 ON 8/23, 1 CHAMPIONSHIP ON 8/23	

For Bank Account:
 * * 5445

Number	Issued	Payee	Account	Expense	PO#	Remarks	Amount
2 1511	08/28/2025	CODY MYERS					240.00
		6-60-800-1000-343-800-0000-000-705	0802-806	240.00	26000065	4 ON 8/21	
2 1512	08/28/2025	STEVE CORBETT					180.00
		6-60-800-1000-343-800-0000-000-705	0802-806	180.00	26000068	3 ON 8/22	
2 1513	08/28/2025	TOM HURST					240.00
		6-60-800-1000-343-800-0000-000-705	0802-806	240.00	26000069	4 ON 8/21	
2 1514	08/28/2025	TERRY JONES					240.00
		6-60-800-1000-343-800-0000-000-705	0802-806	240.00	26000070	4 ON 8/21	
2 1515	08/29/2025	ARVEST BANK OPERATIONS, INC.					73.87
		6-60-800-3200-660-800-0000-000-705	0802-800	73.87	26000033	CONCESSION SUPPLIES	
2 1516	08/29/2025	ARVESTBANK OPERATIONS, INC					682.70
		6-60-800-1000-682-900-1170-000-105	0802-800	682.70	26000035	CONCESSION RESTOCK	
2 1517	08/29/2025	LANCE PERRITT					250.00
		6-60-800-1000-343-800-0000-000-705	0802-806	250.00	26000047	NINNEKAH TOURN ANNOUNCING	
2 1518	08/29/2025	FLETCHER PUBLIC SCHOOLS					375.00
		6-60-800-1000-810-800-3300-000-705	0802-800	375.00	26000049	FLETCHER TOURN FEE	
2 1519	08/29/2025	ARVEST BANK OPERATIONS, INC					375.08
		6-60-800-1000-420-311-0000-000-705	0806-001	375.08	26000050	DRY CLEANING FOR FFA JACKETS	
2 1520	08/29/2025	ARVEST BANK OPERATIONS, INC					928.00
		6-60-800-2199-683-311-0000-000-705	0806-001	928.00	26000051	STAND, CLIPPERS, MEDICATION	
2 1521	08/29/2025	ARVEST BANK OPERATIONS, INC.					90.00
		6-60-800-1000-645-900-1024-000-105	0811-001	90.00	26000057	UFLI MANUAL BOOK	

NINNEKAH PUBLIC SCHOOLS

810 EAST DELL STREET
NINNEKAH, OK 73067

FY-2026
8/1/2025 to 8/31/2025

Check Register

September 02, 2025

For Bank Account:

* * 5445

Number	Issued	Payee	Account	Expense	PO#	Remarks	Amount
2 1522	08/29/2025	ARVESTBANK OPERATIONS, INC					388.43
		6-60-800-3200-670-900-0000-000-705	0815-001	388.43	26000058	PROM WEEKLY CONCESSION	
2 1523	08/29/2025	ARVEST BANK OPERATIONS, INC.					195.00
		6-60-800-1000-810-311-8000-000-705	0806-001	195.00	26000059	3 EXHIBITOR, 3 ENTRIES	
2 1524	08/29/2025	OSU ANIMAL SCIENCE					50.00
		6-60-800-1000-737-800-0000-000-705	0806-001	50.00	26000073	CATTLEMAN'S CHOICE CONTEST	
2 1525	08/29/2025	NEW LIMA PUBLIC SCHOOLS					325.00
		6-60-800-1000-810-800-3300-000-705	0802-800	325.00	26000075	TOURNAMENT ENTRANCE FEE	
Total Expenditures							\$14,057.72
Total Checks							46

**INDEPENDENT SCHOOL DISTRICT NUMBER OK-26-
I051. OF NINNEKAH, OKLAHOMA
CONSULTING SERVICES CONTRACT**

THIS CONSULTING SERVICES AGREEMENT (this "Agreement") is entered into this 1st day of August, 2025 by and between Independent School District No. 51 of Grady County, Ninnekah, Oklahoma, hereinafter referred to as "District", located at 904 E Dell Street, Ninnekah, OK 73067 and Dr. Shari "Rodgers", located at 10215 E. Reno Ave., Midwest City, OK 73130, consulting (dba) under the business plantgoodthoughts, LLC.

WHEREAS, the District desires to retain Sharil Rodgers as an independent consultant, the district is agreeable to such employment;

NOW, THEREFORE, in consideration of the foregoing and the mutual covenants and agreements contained in this Agreement, the parties agree as follows:

1. **Term** - The term of this agreement shall be from August 15, 2025, thru June 30, 2025, unless terminated earlier in accordance with Paragraph 4 of this document.
2. **Services**- Rodgers will serve as consultant for the Ninnekah District Federal Programs Office. Rodgers will work directly with the Superintendent and designated staff, and will fulfill the following activities, among others, not limited to the activities and programs listed: activities will be strictly used to collaborate with staff to develop a needs assessment review, three site level Title I plans, and consolidated application (Titles I, II, III, and IV) including related budgets for the 2025-2026 school year. In alignment with the preparation, completion, and submission of the reports, activities will also consist of any needed follow-up plan and/or consolidated application and budget revisions, as well as unforeseen supportive services aligned with the schoolwide plans, consolidated application, and related budget.
3. **Compensation**- In consideration of the satisfactory performance of services to be rendered by Rodgers, the District agrees to pay \$6,000 during the period of performance, billed monthly as work is completed or upon submission of the plans to the state agency.
4. **Termination**- Either Party may terminate this Agreement, without cause, upon written notice to the other party. In the case of termination, compensation shall be adjusted and prorated in accordance with the actual terms of this agreement.

**INDEPENDENT SCHOOL DISTRICT NUMBER OK-26-
I051. OF NINNEKAH, OKLAHOMA
CONSULTING SERVICES CONTRACT**

THIS CONSULTING SERVICES AGREEMENT (this "Agreement") is entered into this 1st day of August, 2025 by and between Independent School District No. 51 of Grady County, Ninneka, Oklahoma, hereinafter referred to as "District", located at 904 E Dell Street, Ninneka, OK 73067 and Dr. Shari "Rodgers", located at 10215 E. Reno Ave., Midwest City, OK 73130, consulting (dba) under the business plantgoodthoughts, LLC.

WHEREAS, the District desires to retain Sharil Rodgers as an independent consultant, the district is agreeable to such employment;

NOW, THEREFORE, in consideration of the foregoing and the mutual covenants and agreements contained in this Agreement, the parties agree as follows:

1. **Term** - The term of this agreement shall be from August 15, 2025, thru June 30, 2025, unless terminated earlier in accordance with Paragraph 4 of this document.
2. **Services**- Rodgers will serve as consultant for the Ninneka District Federal Programs Office. Rodgers will work directly with the Superintendent and designated staff, and will fulfill the following activities, among others, not limited to the activities and programs listed: activities will be strictly used to collaborate with staff to develop a needs assessment review, three site level Title I plans, and consolidated application (Titles I, II, III, and IV) including related budgets for the 2025-2026 school year. In alignment with the preparation, completion, and submission of the reports, activities will also consist of any needed follow-up plan and/or consolidated application and budget revisions, as well as unforeseen supportive services aligned with the schoolwide plans, consolidated application, and related budget.
3. **Compensation**- In consideration of the satisfactory performance of services to be rendered by Rodgers, the District agrees to pay \$6,000 during the period of performance, billed monthly as work is completed or upon submission of the plans to the state agency.
4. **Termination**- Either Party may terminate this Agreement, without cause, upon written notice to the other party. In the case of termination, compensation shall be adjusted and prorated in accordance with the actual terms of this agreement.

5. **Independent Contractor Status-** Rodgers shall be an independent contractor in all matters related to this Agreement and is not an agent or employee of the District. Rodgers agrees that the District shall have no liability for paying health insurance, life insurance, retirement benefits, social security, employment taxes, unemployment insurance worker's compensation or any other type of benefit as a result of the services rendered to the District in accordance with this Agreement.
6. **Limitation of Liability-** Each party will be responsible for its own acts and omissions and the acts and omissions of its employees, officers, directors, and affiliates. A party shall not be liable for any claims, demands, actions, costs, expenses, and liabilities, including reasonable attorney's fees, which may arise in connection with the failure of the other party or its employees, officers, directors, or agents to perform any of their obligations under this agreement. If the school is an agency or institution of the State of Oklahoma, the School's liability shall be governed by the Oklahoma Governmental Tort Claims Act.
7. **Force Majeure-** Neither party shall be in breach of this Contract if the performance of any party or all of this Contract is prevented, delayed, hindered, or otherwise made impracticable or impossible because of strike, flood, tornado, hurricane, earthquake, epidemic or pandemic, communicable disease, riot, acts and/or threats of terrorism, war, acts of God, sabotage, accident, government regulation, non-appropriation of funds, civil disorder, or any other casualty or cause beyond either of the party's control, whether similar or dissimilar to any of the foregoing, and that cannot be overcome by reasonable diligence and without unusual expense.
8. **Entire Agreement-** This agreement constitutes the entire agreement and understanding between the parties with respect to the matters contained in this Agreement, and supersedes all other agreements and representations by the parties with respect to such matters

IN WITNESS WHEREOF, the parties have executed and delivered this agreement on the day and year first above written.

Consultant Shari Rodgers, Ed.D. Date: 08/15/2025

Superintendent or Designee _____ Date: _____

THRIVE OSDE ADJUNCT TEACHERS 2025-2026

Teacher	Certifications	Type of Employee	Reason for Adjunct	NPS Board Approved
DeAnna Pitman	Mid-Level English	Full-time Contract	Mrs. Pitman holds a bachelor's degree and although she is certified in Middle Level English, we would like adjunct her to teach HS English as well	7/22/25
Bryan Kauk	General Science Physical Science MS Science Biology Phys Ed/Health/Safety 7-8 Math MS Math Intermediate Math	Full-Time Contract	Mr. Kauk holds a bachelor's degree and although he is certified in various science and math areas, we would like to adjunct him to teach Chemistry and Physics as well.	On Aug 4th Agenda
Laura Howell	Elementary Education	Adjunct/Stipend Teacher (Not a full-time employee at district)	Mrs. Howell holds a bachelor's degree in education and although she is certified in Elementary Ed and will be teaching 6th grade math, we would like adjunct her to teach HS Sociology, Psychology, Art History and Introduction to Art as well	On Aug 4th Agenda

NINNEKAH PUBLIC SCHOOLS PROFESSIONAL DEVELOPMENT PLAN

2025-2026

AUGUST 11

AUGUST 12

OCTOBER 24

Personnel Files, Employee Portal,
Transportation Requests, Maintenance
Requests, General Purchase Orders & Activity
Fund Procedure, P-Card Process, Master
Calendar, Technology Requests, Substitute
Requests, Title IX training, Mandatory
Reporting, Bullying, Suicide, Human
Trafficking, Safety Plan, RAVE App, Vector
Trainings-OSIG, Student Communication, SRO
Procedures

Staff and Student Handbook,
Bus Driver Training, New to the
District Meeting

Literacy First, Phonics Dance,
Data Tracking &
Benchmarking, Creating
Assessments, IEP Updates,
De-Escalation
Emergency Plan and Cardia
Plan Review, Alternative
Education Drop Out
Conference, Alpha Plus

JANUARY 5

APRIL 6

SUMMER

TRAINING

Data Tracking,
Benchmarking, AI & Magic
School Technology, IEP
Updates, OSDE Testing
Requirements, 2026-2027
Calendar input, Vector
Training Refreshers, Staff
Connection Activity, Alpha
Plus

State Testing Updates, End of
Year Benchmarks, End of year
goals, Needs Assessment
Survey, Staff Wellness,
Alpha Plus

CCOSA Leadership,
ASBO Financial
trainings, OSSBA
Workshops, Alpha Plus

State Assessment Result
Review, 2026-2027
Professional
Development Plan,
Yearly Goals



**School District
2025-2026 Estimate of Needs
and
Financial Statement of the Fiscal Year 2024-2025**

**Board of Education of Ninnekah Public Schools
District No. I-51
County of Grady
State of Oklahoma**

To the Excise Board of said County and State, Greetings:

Pursuant to the requirements of 68 O. S. 2001 Section 3002, we submit herewith, for your consideration the within statement of the financial condition of the Board of Education of Ninnekah Public Schools, District No. I-51, County of Grady, State of Oklahoma for the fiscal year beginning July 1, 2025, and ending June 30, 2026, together with an itemized statement of the estimated Income and Probable Needs of said School District for the ensuing fiscal year. We have separately prepared, executed and submit Financial Statements for the Fiscal Year so terminated, and Estimate of Requirements for the ensuing Fiscal Year, for such Sinking Fund, if any, as pertains to this District for the Bond, Coupon, and Judgment indebtedness, if any, outstanding and unpaid as of June 30, 2026, and also for the Sinking Fund of any disorganized District whose area or the major portion thereof is now embraced within the boundaries of this District; and this Certificate is as applicable thereto as if fully embodied therein. The same have been prepared in conformity with Statute.

Two copies of this Financial Statement and Estimate of Needs should be filed with the County Clerk not later than September 30 for all School Districts. One complete signed copy must be sent to the State Auditor and Inspector, 2300 N. Lincoln Blvd Room 100, Oklahoma City, OK 73105-4801 and one copy will be retained by the County Clerk. If publication may not be had by date required for filing, affidavit and proof of publication are required to be attached within five days after date of filing.

Prepared by: Angel, Johnston & Blasingame, P.C.

Submitted to the Grady County Excise Board

This _____ Day of _____, 2025

School Board Member's Signatures

Chairman: _____	Clerk: _____
Member: _____	Member: _____
Member: _____	Member: _____
Member: _____	Member: _____
Member: _____	Member: _____
Treasurer _____	

In addition,

1. We, the undersigned, duly elected, qualified and acting officers of the Board of Education of the aforesaid School District located wholly or in major area in the County and State aforesaid, do hereby certify that, at regular session begun at the time provided by law, we carefully considered the reports submitted by the several officers and employees as required by 68 O. S. 2001 Section 3004, carefully considered the statements and estimate of needs heretofore prepared for the purpose of ascertaining any additional or emergency levy necessary for the ensuing fiscal year and revised, corrected or amended the same to disclose the true fiscal condition as of June 30, 2025, and to provide for the needs of the District for the ensuing fiscal year as now ascertained; and we do hereby certify that the within statement of the financial condition is true and correct, and that the within estimates for all purposes for the ensuing fiscal year are reasonably necessary for the proper conduct of the affairs of said School District, and that the statement of Estimated Income from sources other than ad valorem taxes is not in excess of the lawfully authorized ratio of the actual collections from such sources during the previous fiscal year.
2. We further certify that any cash fund balance reported in our Building Fund is required for immediate or cumulative program of construction unless there be attached within a verified copy of a resolution signed by a majority of the members of this Board to the effect the program of building has been completed or abandoned. If attached, then the Excise Board is directed to apply said Balance to reduce Levies in accordance with 62 O. S. 2001, Section 333.
3. We also certify that a levy of 15.000 Mills over and above the number of mills allocated by the County Excise Board will be reasonably necessary for the proper conduct of the affairs of said school district during the fiscal year 2025-2026.
4. We also certify that, after due and legal notice of an election thereon, an emergency levy of 5.000 Mills, over and above the number of mills provided by Law and allocated by the County Excise Board in addition thereto for school purposes, were made permanent by election.
5. We also certify that, after due and legal notice of an election thereon, a local support levy of 10.000 Mills, in addition to the levies hereinbefore provided, were made permanent by election.
6. We also certify that, after due and legal notice of an election thereon, pursuant to Article 10, Section 10, of the Constitution of Oklahoma, an additional levy of 5.000 Mills, were made permanent by election.

Clerk of Board of Education

President of Board of Education

Treasurer of Board of Education

Subscribed and sworn to before me this ____ day of _____, 2025.

Notary Public

My Commission Expires

Affidavit of Publication

State of Oklahoma, County of Grady

I, _____, the undersigned duly qualified and acting Clerk of the Board of Education of Ninnekah Public Schools, School District No. I-51, County and State aforesaid, being first duly sworn according to law, hereby depose and say:

1. That I complied with 68 O. S. 2001 Section 3002, (both independent and dependent) by having the within Financial Statement and Estimate of Needs which was prepared at the time and in the manner provided by law, published as required by law, in a legally-qualified newspaper of general circulation in the district, there being no legally-qualified newspaper published in the school district, as evidenced by a copy of such published statement and estimate together with proof of publication thereof attached hereto marked Exhibit No. 1 and made a part hereof (strike inapplicable phrases).

2. That I complied with currently effective statutes, by having the Notice of Emergency Levy Election and the call for such Election on the date hereinbefore certified by the Governing Board, the Itemized Statements and the Itemized Estimate of the amount necessary for the ensuing fiscal year requiring such emergency levy for the current expense purposes as prepared by the Board of Education duly published or posted, as the case may be, in full compliance with law for this class of school district, and as provided by law duly made public in the manner and at the time provided by law, for this class of district and in all respects according to law, in relation to said election on such emergency levy as hereinbefore certified by said Governing Board.

3. That I complied with the statute by having published or posted (if required for this class of district) the notice of local support levy election, and the call for such election on the date hereinbefore certified by the Board of Education. That the Estimate of Needs as prepared by the Board of Education required such local support levy in addition to other tax levies, to fully meet the current expense purposes of the school district for the ensuing year.

4. That in conformity to resolution by said Board of Education, I caused Notice of Building Fund Levy Election under the provisions of Article 10, Section 10, Oklahoma Constitution, and the Call of such Election on the date hereinbefore certified by the Governing Board, together with Itemized Statements and an Estimate of the amount necessary for the ensuing fiscal year requiring such levy for the purpose of erecting, remodeling or repairing school buildings, and for purchasing school furniture, in said District, published or posted to contain such Notice and Call, fixing the number of voting places and particularly describing each and every such place or places, and fixing the day on which such election should be had after the expiration of such notice, duly published or posted as is required by law for this class of district.

Clerk, Board of Education

Subscribed and sworn to before me this ____ day of _____, 2025.

Notary Public

My Commission Expires

Secretary and Clerk of Excise Board
Grady County, Oklahoma

Accountant's Compilation Report

To the Board of Education
Ninnekah Public Schools
District No. I-51, Grady County

Management is responsible for the accompanying 2024-2025 prescribed financial statements as of and for the fiscal year ended June 30, 2025, and the 2025-2026 Estimate of Needs (SA&I Form 2661R06) and Publication Sheet (SA&I Form 2662R06) for District No. I-51, Grady County, included in the accompanying prescribed form. We have performed a compilation engagement in accordance with Statements on Standards for Accounting and Review Services promulgated by the Accounting and Review Services Committee of the AICPA. We did not audit or review the prescribed financial statements, estimate of needs and publication sheet, nor were we required to perform any procedures to verify the accuracy or completeness of the information provided by management. We do not express an opinion, a conclusion, nor provide any assurance on these prescribed financial statements.

The prescribed financial statements, estimate of needs and publication sheet forms are presented in accordance with the requirements prescribed by the Office of the Oklahoma State Auditor and Inspector per 68 OS § 3003.B., as defined by rules promulgated by the Oklahoma State Department of Education per 70 OS § 5-134.1.D., and are not intended to be a complete presentation of the School's assets and liabilities. As a result, the prescribed financial statements, estimate of needs and publication sheet forms may not be suitable for another purpose.

This report is intended solely for the information and use of the Oklahoma State Department of Education, the School District, Grady County Excise Board, and for filing with the State Auditor and Inspector and is not intended to be and should not be used by anyone other than these specified parties.

We are not independent with respect to Ninnekah Public Schools.

Angel, Johnston & Blasingame, P.C.

Angel, Johnston & Blasingame, P.C.
Chickasha, OK

August 25, 2025

Index Page

General..... 1
Co-op.....7
Building.....13
ChildNutr.....19
Sinking Fund Bonds.....25
SinkingFund.....27
Capital Project Total.....33
Capital Project Individual.....35
ExhibitY.....41
ExhibitZ.....45

This page intentionally left blank.

GENERAL FUND ACCOUNTS COVERING THE PERIOD JULY 1, 2024 TO JUNE 30, 2025
ESTIMATE OF NEEDS FOR 2025-2026

EXHIBIT 'A'

Schedule 1: Current Balance Sheet for June 30, 2025		Amount
ASSETS:		
Cash Balances		\$526,958.83
Investments		\$0.00
TOTAL ASSETS		\$526,958.83
LIABILITIES AND RESERVES:		
Warrants Outstanding		\$227,582.29
Reserve for Interest on Warrants		\$0.00
Reserves From Schedule 8		\$16,719.09
TOTAL LIABILITIES AND RESERVES		\$244,301.38
CASH FUND BALANCE JUNE 30, 2025		\$282,657.45
TOTAL LIABILITIES, RESERVES AND CASH FUND BALANCE		\$526,958.83

Schedule 2: Revenue and Requirements, 2024-2025		
REVENUE:	Estimated Budget	Actual Revenue & Expenditures
Revenues, Non-Revenue Receipts & Cash Balances (Schedule 6)	\$4,733,146.35	\$5,875,212.06
LESS: REQUIREMENTS:		
Expenditures (Schedule 8)	\$4,733,146.35	\$5,592,554.61
CASH FUND BALANCE JUNE 30, 2025	\$0.00	\$282,657.45

Schedule 3: General Fund Cash Accounts of Current and all Prior Years				
CURRENT AND ALL PRIOR YEARS	2024-25	2023-24	PRE-2023	Total
Cash Balance Reported to Excise Board 6-30-24	\$0.00	\$1,387,576.34	\$0.00	\$1,387,576.34
REVENUES, NON-REVENUE RECEIPTS & CASH BALANCE				
Revenues/Non-Rev (Sch 6 Source Codes 1000 to 5999)	\$4,999,744.17	\$0.00	\$0.00	\$4,999,744.17
Cash Balances Transferred (Sch 6 Source Code 6110)	\$789,231.66	-\$789,231.66	\$0.00	\$0.00
Prior Year Lapsed Approp (Sch 6 Source Code 6130)	\$77,669.39	-\$77,669.39	\$0.00	\$0.00
Estopped Warrants (Sch 6 Source Code 6140)	\$8,566.84	-\$8,566.84	\$0.00	\$0.00
Interfund Transfers (Sch 6 Source Code 6200)	\$0.00	\$0.00	\$0.00	\$0.00
TOTAL REVENUES, NON-REVENUE RECEIPTS & CASH BALAN	\$5,875,212.06	-\$875,467.89	\$0.00	\$4,999,744.17
Warrants Paid of Year in Caption	\$5,348,253.23	\$512,108.45	\$0.00	\$5,860,361.68
TOTAL DISBURSEMENTS	\$5,348,253.23	\$512,108.45	\$0.00	\$5,860,361.68
CASH & INVESTMENTS BALANCE JUNE 30, 2025	\$526,958.83	\$0.00	\$0.00	\$526,958.83
Reserve for Warrants Outstanding (Schedule 4)	\$227,582.29	\$0.00	\$0.00	\$227,582.29
Reserve for Encumbrances (Schedule 8)	\$16,719.09	\$0.00	\$0.00	\$16,719.09
TOTAL LIABILITIES AND RESERVE	\$244,301.38	\$0.00	\$0.00	\$244,301.38
DEFICIT:	\$0.00	\$0.00	\$0.00	\$0.00
CASH FUND BAL FORWARD TO SUCCEEDING YEAR	\$282,657.45	\$0.00	\$0.00	\$282,657.45

Schedule 4: General Fund Warrant Accounts of Current and all Prior Years				
CURRENT AND ALL PRIOR YEARS	2024-25	2023-24	PRE-2023	Total
Warrants Outstanding 6-30 of Year in Caption	\$0.00	\$304,276.43	\$0.00	\$304,276.43
Warrants Registered During Year	\$5,575,835.52	\$216,398.86	\$0.00	\$5,792,234.38
TOTAL	\$5,575,835.52	\$520,675.29	\$0.00	\$6,096,510.81
Warrants Paid During Year	\$5,348,253.23	\$512,108.45	\$0.00	\$5,860,361.68
Warrants Converted to Bonds or Judgments	\$0.00	\$0.00	\$0.00	\$0.00
Warrants Estopped by Statute/Canceled	\$0.00	\$8,566.84	\$0.00	\$8,566.84
TOTAL WARRANTS RETIRED	\$5,348,253.23	\$520,675.29	\$0.00	\$5,868,928.52
BALANCE WARRANTS OUTSTANDING JUNE 30, 2025	\$227,582.29	\$0.00	\$0.00	\$227,582.29

Schedule 5: 2024 Ad Valorem Tax Account		
ACCOUNTS COVERING THE PERIOD JULY 1, 2024 TO JUNE 30, 2025	35 Mills	Amount
2024 Net Valuation Certified to County Excise Board		\$39,260,456.00
Total Proceeds of Levy as Certified		\$1,427,902.78
Additions:		\$0.00
Deductions:		\$0.00
Gross Balance Tax		\$1,427,902.78
Less Reserve for Delinquent Tax		\$129,809.34
Reserve for Protests Pending		\$0.00
Balance Available Tax		\$1,298,093.44
Deduct 2024 Tax Apportioned		\$1,376,971.48
Net Balance 2024 Tax in Process of Collection		\$0.00
Excess Collections		\$78,878.04

SOURCE	2024-25 Account	
	AMOUNT ESTIMATED	ACTUALLY COLLECTED
1000 DISTRICT SOURCES OF REVENUE:		
1100 TAXES LEVIED/ASSESSED		
1110 Ad Valorem Tax Levy (Current Year)		
1120 Ad Valorem Tax Levy (Prior Years)	\$1,298,093.44	\$1,376,971.48
1130 Revenue In Lieu Of Taxes	\$0.00	\$35,425.66
1140 Revenue From Local Governmental Units Other Than Leas	\$0.00	\$1,611.40
1190 Other Taxes	\$0.00	\$0.00
TOTAL TAXES LEVIED/ASSESSED	\$1,298,093.44	\$1,414,008.54
1200 Tuition & Fees	\$0.00	\$0.00
1300 Earnings on Investments and Bond Sales	\$50,000.00	\$0.00
1400 Rental, Disposals and Commissions	\$0.00	\$122,865.56
1500 Reimbursements	\$0.00	\$16,000.00
1600 Other Local Sources of Revenue	\$0.00	\$806.00
1700 Child Nutrition Programs	\$0.00	\$6,102.08
1800 Athletics	\$0.00	\$957.60
TOTAL DISTRICT SOURCES OF REVENUE	\$1,348,093.44	\$1,560,739.78
2000 INTERMEDIATE SOURCES OF REVENUE:		
2100 County 4 Mill Ad Valorem Tax	\$130,000.00	\$149,194.09
2200 County Apportionment (Mortgage Tax)	\$14,000.00	\$28,842.42
2300 Resale of Property Fund Distribution	\$0.00	\$0.00
2900 Other Intermediate Sources of Revenue	\$0.00	\$0.00
TOTAL INTERMEDIATE SOURCES OF REVENUE	\$144,000.00	\$178,036.51
3000 STATE SOURCES OF REVENUE:		
3100 STATE DEDICATED SOURCES OF REVENUE		
3110 Gross Production Tax	\$540,000.00	\$561,931.13
3120 Motor Vehicle Collections	\$173,000.00	\$172,835.65
3130 Rural Electric Cooperative Tax	\$91,000.00	\$107,867.03
3140 State School Land Earnings	\$68,000.00	\$75,127.86
3150 Vehicle Tax Stamps	\$0.00	\$423.70
3160 Farm Implement Tax Stamps	\$0.00	\$5,365.58
3170 Trailers and Mobile Homes	\$0.00	\$0.00
3190 Other Dedicated Revenue	\$0.00	\$0.00
TOTAL STATE DEDICATED SOURCES OF REVENUE	\$872,000.00	\$923,550.95
3200 STATE AID - NONCATEGORICAL		
3210 Foundation and Salary Incentive Aid	\$784,039.72	\$1,022,191.93
3220 Mid-Term Adjustment For Attendance	\$108,549.77	\$0.00
3230 Teacher Consultant Stipend	\$0.00	\$0.00
3240 Disaster Assistance	\$0.00	\$0.00
3250 Flexible Benefit Allowance	\$366,657.37	\$0.00
TOTAL STATE AID - NONCATEGORICAL	\$1,259,246.86	\$392,349.60
3300 State Aid - Competitive Grants - Categorical	\$0.00	\$1,414,541.53
3400 State - Categorical	\$26,954.39	\$0.00
3500 Special Programs	\$0.00	\$210,005.05
3600 Other State Sources of Revenue	\$0.00	\$0.00
3700 Child Nutrition Program	\$0.00	\$1,752.65
3800 State Vocational Programs - Multi-Source	\$0.00	\$0.00
TOTAL STATE SOURCES OF REVENUE	\$28,620.00	\$22,970.00
4000 FEDERAL SOURCES OF REVENUE:	\$2,186,821.25	\$2,572,820.18
4100 Grants-In-Aid Direct From The Federal Government	\$0.00	\$50,821.25
4200 Disadvantaged Students	\$165,000.00	\$205,209.28
4300 Individuals With Disabilities	\$100,000.00	\$116,916.09
4400 No Child Left Behind	\$0.00	\$156,579.75
4500 Grants-In-Aid Passed Through Other State/Intermediate Sources	\$0.00	\$2,597.29
4600 Other Federal Sources Passed Through State Dept Of Education	\$0.00	\$155,126.34
4700 Child Nutrition Programs	\$0.00	\$0.00
4800 Federal Vocational Education	\$0.00	\$0.00
TOTAL FEDERAL SOURCES OF REVENUE	\$265,000.00	\$687,250.00
5000 NON-REVENUE RECEIPTS:	\$0.00	\$897.70
TOTAL NON-REVENUE RECEIPTS	\$0.00	\$897.70
6000 BALANCE SHEET ACCOUNTS:		
6100 CASH ACCOUNTS		
6110 Cash Forward	\$789,231.66	\$789,231.66
6130 Prior-Year Lapsed Appropriations (Schedule 6)	\$0.00	\$77,669.39
6140 Estopped Warrants by Statute	\$0.00	\$8,566.84
TOTAL CASH ACCOUNTS	\$789,231.66	\$875,467.89
6200 Interfund Transfers	\$0.00	\$0.00
TOTAL BALANCE SHEET ACCOUNTS	\$789,231.66	\$875,467.89
GRAND TOTAL	\$4,733,146.35	\$5,875,212.06

GENERAL FUND ACCOUNTS COVERING THE PERIOD JULY 1, 2024 TO JUNE 30, 2025
ESTIMATE OF NEEDS FOR 2025-2026

EXHIBIT 'A'

Schedule 6: Revenue, Non-Revenue Receipts & Cash Balances (Continued)				
SOURCE	2024-25 Account	BASIS AND LIMIT OF ENSUING ESTIMATE	ESTIMATED BY GOVERNING BOARD	APPROVED BY EXCISE BOARD
	OVER/UNDER			
1000 DISTRICT SOURCES OF REVENUE:				
1100 TAXES LEVIED/ASSESSED				
1110 Ad Valorem Tax Levy (Current Year)	\$78,878.04	99.53%	\$1,370,536.46	\$1,370,536.46
1120 Ad Valorem Tax Levy (Prior Years)	\$35,425.66	0.00%	\$0.00	\$0.00
1130 Revenue In Lieu Of Taxes	\$1,611.40	0.00%	\$0.00	\$0.00
1140 Revenue From Local Governmental Units Other Than Leas	\$0.00	0.00%	\$0.00	\$0.00
1190 Other Taxes	\$0.00	0.00%	\$0.00	\$0.00
TOTAL TAXES LEVIED/ASSESSED	\$115,915.10		\$1,370,536.46	\$1,370,536.46
1200 Tuition & Fees	\$0.00	0.00%	\$0.00	\$0.00
1300 Earnings on Investments and Bond Sales	\$72,865.56	40.69%	\$50,000.00	\$50,000.00
1400 Rental, Disposals and Commissions	\$16,000.00	0.00%	\$0.00	\$0.00
1500 Reimbursements	\$806.00	0.00%	\$0.00	\$0.00
1600 Other Local Sources of Revenue	\$6,102.08	0.00%	\$0.00	\$0.00
1700 Child Nutrition Programs	\$957.60	0.00%	\$0.00	\$0.00
1800 Athletics	\$0.00	0.00%	\$0.00	\$0.00
TOTAL DISTRICT SOURCES OF REVENUE	\$212,646.34		\$1,420,536.46	\$1,420,536.46
2000 INTERMEDIATE SOURCES OF REVENUE:				
2100 County 4 Mill Ad Valorem Tax	\$19,194.09	89.82%	\$134,000.00	\$134,000.00
2200 County Apportionment (Mortgage Tax)	\$14,842.42	90.15%	\$26,000.00	\$26,000.00
2300 Resale of Property Fund Distribution	\$0.00	0.00%	\$0.00	\$0.00
2900 Other Intermediate Sources of Revenue	\$0.00	0.00%	\$0.00	\$0.00
TOTAL INTERMEDIATE SOURCES OF REVENUE	\$34,036.51		\$160,000.00	\$160,000.00
3000 STATE SOURCES OF REVENUE:				
3100 STATE DEDICATED SOURCES OF REVENUE:				
3110 Gross Production Tax	\$21,931.13	88.98%	\$500,000.00	\$500,000.00
3120 Motor Vehicle Collections	-\$164.35	89.68%	\$155,000.00	\$155,000.00
3130 Rural Electric Cooperative Tax	\$16,867.03	89.93%	\$97,000.00	\$97,000.00
3140 State School Land Earnings	\$7,127.86	89.18%	\$67,000.00	\$67,000.00
3150 Vehicle Tax Stamps	\$423.70	0.00%	\$0.00	\$0.00
3160 Farm Implement Tax Stamps	\$5,365.58	0.00%	\$0.00	\$0.00
3170 Trailers and Mobile Homes	\$0.00	0.00%	\$0.00	\$0.00
3190 Other Dedicated Revenue	\$0.00	0.00%	\$0.00	\$0.00
TOTAL STATE DEDICATED SOURCES OF REVENUE	\$51,550.95		\$819,000.00	\$819,000.00
3200 STATE AID - NONCATEGORICAL				
3210 Foundation and Salary Incentive Aid	\$238,152.21	90.76%	\$927,765.44	\$927,765.44
3220 Mid-Term Adjustment For Attendance	-\$108,549.77	0.00%	\$0.00	\$0.00
3230 Teacher Consultant Stipend	\$0.00	0.00%	\$0.00	\$0.00
3240 Disaster Assistance	\$0.00	0.00%	\$0.00	\$0.00
3250 Flexible Benefit Allowance	\$25,692.23	100.00%	\$392,349.60	\$392,349.60
TOTAL STATE AID - NONCATEGORICAL	\$155,294.67		\$1,320,115.04	\$1,320,115.04
3300 State Aid - Competitive Grants - Categorical	\$0.00	0.00%	\$0.00	\$0.00
3400 State - Categorical	\$183,050.66	55.71%	\$117,000.00	\$117,000.00
3500 Special Programs	\$0.00	0.00%	\$0.00	\$0.00
3600 Other State Sources of Revenue	\$1,752.65	0.00%	\$0.00	\$0.00
3700 Child Nutrition Program	\$0.00	0.00%	\$0.00	\$0.00
3800 State Vocational Programs - Multi-Source	-\$5,650.00	100.00%	\$22,970.00	\$22,970.00
TOTAL STATE SOURCES OF REVENUE	\$385,998.93		\$2,279,085.04	\$2,279,085.04
4000 FEDERAL SOURCES OF REVENUE:				
4100 Grants-In-Aid Direct From The Federal Government	\$50,821.25	0.00%	\$0.00	\$0.00
4200 Disadvantaged Students	\$40,209.28	84.79%	\$174,000.00	\$174,000.00
4300 Individuals With Disabilities	\$16,916.09	89.81%	\$105,000.00	\$105,000.00
4400 No Child Left Behind	\$156,579.75	67.93%	\$106,362.00	\$106,362.00
4500 Grants-In-Aid Passed Through Other State/Intermediate Sources	\$2,597.29	0.00%	\$0.00	\$0.00
4600 Other Federal Sources Passed Through State Dept Of Education	\$155,126.34	303.10%	\$470,183.00	\$470,183.00
4700 Child Nutrition Programs	\$0.00	0.00%	\$0.00	\$0.00
4800 Federal Vocational Education	\$0.00	0.00%	\$0.00	\$0.00
TOTAL FEDERAL SOURCES OF REVENUE	\$422,250.00		\$855,545.00	\$855,545.00
5000 NON-REVENUE RECEIPTS:				
TOTAL NON-REVENUE RECEIPTS	\$897.70	0.00%	\$0.00	\$0.00
6000 BALANCE SHEET ACCOUNTS:				
6100 CASH ACCOUNTS				
6110 Cash Forward	\$0.00	35.81%	\$282,657.45	\$282,657.45
6130 Prior-Year Lapsed Appropriations (Schedule 6)	\$77,669.39	0.00%	\$0.00	\$0.00
6140 Estopped Warrants by Statute	\$8,566.84	0.00%	\$0.00	\$0.00
TOTAL CASH ACCOUNTS	\$86,236.23		\$282,657.45	\$282,657.45
6200 Interfund Transfers	\$0.00	0.00%	\$0.00	\$0.00
TOTAL BALANCE SHEET ACCOUNTS	\$86,236.23		\$282,657.45	\$282,657.45
GRAND TOTAL	\$1,142,065.71		\$4,997,823.95	\$4,997,823.95

GENERAL FUND ACCOUNTS COVERING THE PERIOD JULY 1, 2024 TO JUNE 30, 2025
ESTIMATE OF NEEDS FOR 2025-2026

EXHIBIT 'A'

Schedule 7: Report of Prior Year Warrants Issued From Reserves			
FISCAL YEAR ENDING JUNE 30, 2024			
	RESERVES 06-30-2024	WARRANTS ISSUED SINCE	BALANCE LAPSED
TOTAL PRIOR YEAR RESERVES	\$294,068.25	\$216,398.86	\$77,669.39

Schedule 8: Report of Current Year Expenditures			
APPROPRIATED ACCOUNTS	FISCAL YEAR ENDING JUNE 30, 2025		
	APPROPRIATIONS		
	ORIGINAL	SUPPLEMENTAL ADJUSTMENTS	FINAL APPROPRIATIONS
1000 INSTRUCTION	\$2,538,990.47	\$0.00	\$2,538,990.47
2000 SUPPORT SERVICES:			
2100 Support Services - Students	\$369,174.75	\$0.00	\$369,174.75
2200 Support Services - Instructional Staff	\$106,213.48	\$0.00	\$106,213.48
2300 Support Services - General Administration	\$243,682.49	\$0.00	\$243,682.49
2400 Support Services - School Administration	\$345,322.24	\$0.00	\$345,322.24
2500 Support Services - Business	\$229,700.91	\$0.00	\$229,700.91
2600 Operations And Maintenance of Plant Services	\$659,269.72	\$0.00	\$659,269.72
2700 Student Transportation Services	\$206,134.29	\$0.00	\$206,134.29
TOTAL SUPPORT SERVICES	\$2,159,497.88	\$0.00	\$2,159,497.88
3000 OPERATION OF NON-INSTRUCTION SERVICES:			
3100 Child Nutrition Programs Operations	\$23,648.92	\$0.00	\$23,648.92
3200 Other Enterprise Service Operations	\$0.00	\$0.00	\$0.00
3300 Community Services Operations	\$0.00	\$0.00	\$0.00
TOTAL OPERATION OF NON-INSTRUCTIONAL SERVICES	\$23,648.92	\$0.00	\$23,648.92
4000 FACILITIES ACQUISITION & CONSTRUCTION SERVICES:			
4200 Land Acquisition Services	\$0.00	\$0.00	\$0.00
4300 Land Improvement Services	\$0.00	\$0.00	\$0.00
4400 Architecture and Engineering Services	\$0.00	\$0.00	\$0.00
4500 Educational Specifications Development Services	\$0.00	\$0.00	\$0.00
4600 Building Acquisition and Construction Services	\$0.00	\$0.00	\$0.00
4700 Building Improvement Services	\$0.00	\$0.00	\$0.00
TOTAL FACILITIES ACQUISITION & CONST. SERVICES	\$0.00	\$0.00	\$0.00
5000 OTHER OUTLAYS:			
5100 Debt Service	\$0.00	\$0.00	\$0.00
5200 Fund Transfer/Reimbursement (Child Nutrition Fund)	\$0.00	\$0.00	\$0.00
5300 Clearing Account	\$0.00	\$0.00	\$0.00
5400 Indirect Cost Entitlement	\$0.00	\$0.00	\$0.00
5500 Private Nonprofit Schools	\$0.00	\$0.00	\$0.00
5600 Correcting Entry	\$11,009.08	\$0.00	\$11,009.08
5800 Charter School Reimbursement	\$0.00	\$0.00	\$0.00
5900 Arbitrage	\$0.00	\$0.00	\$0.00
TOTAL OTHER OUTLAYS	\$11,009.08	\$0.00	\$11,009.08
7000 OTHER USES / UNBUDGETED ITEMS:	\$0.00	\$949,527.68	\$949,527.68
8000 REPAYMENTS:	\$0.00	\$0.00	\$0.00
TOTAL GENERAL FUND 2024-25 FISCAL YEAR	\$4,733,146.35	\$949,527.68	\$5,682,674.03

GENERAL FUND ACCOUNTS COVERING THE PERIOD JULY 1, 2024 TO JUNE 30, 2025
ESTIMATE OF NEEDS FOR 2025-2026

EXHIBIT 'A'

Schedule 8: Report of Current Year Expenditures (Continued)				
FISCAL YEAR ENDING JUNE 30, 2025				
APPROPRIATED ACCOUNTS	WARRANTS ISSUED	RESERVES	LAPSED BALANCE KNOWN TO BE UNENCUMBERED	2024-2025 EXPENDITURES FOR CURRENT EXPENSE PURPOSES
1000 INSTRUCTION:	\$3,036,090.68	\$14,063.88	-\$511,164.09	\$3,050,154.56
2000 SUPPORT SERVICES:				
2100 Support Services - Students	\$421,462.68	\$0.00	-\$52,287.93	\$421,462.68
2200 Support Services - Instructional Staff	\$113,402.10	\$0.00	-\$7,188.62	\$113,402.10
2300 Support Services - General Administration	\$294,213.45	\$0.00	-\$50,530.96	\$294,213.45
2400 Support Services - School Administration	\$444,362.91	\$0.00	-\$99,040.67	\$444,362.91
2500 Support Services - Business	\$747,618.32	\$1,562.00	-\$519,479.41	\$749,180.32
2600 Operations And Maintenance of Plant Services	\$344,154.99	\$593.21	\$314,521.52	\$344,748.20
2700 Student Transportation Services	\$141,976.15	\$500.00	\$63,658.14	\$142,476.15
TOTAL SUPPORT SERVICES	\$2,507,190.60	\$2,655.21	-\$350,347.93	\$2,509,845.81
3000 OPERATION OF NON-INSTRUCTION SERVICES:				
3100 Child Nutrition Programs Operations	\$31,656.54	\$0.00	-\$8,007.62	\$31,656.54
3200 Other Enterprise Service Operations	\$0.00	\$0.00	\$0.00	\$0.00
3300 Community Services Operations	\$0.00	\$0.00	\$0.00	\$0.00
TOTAL OPERATION OF NON-INSTRUCTIONAL SERVICES	\$31,656.54	\$0.00	-\$8,007.62	\$31,656.54
4000 FACILITIES ACQUISITION & CONSTRUCTION SERVICES:				
4200 Land Acquisition Services	\$0.00	\$0.00	\$0.00	\$0.00
4300 Land Improvement Services	\$0.00	\$0.00	\$0.00	\$0.00
4400 Architecture and Engineering Services	\$0.00	\$0.00	\$0.00	\$0.00
4500 Educational Specifications Development Services	\$0.00	\$0.00	\$0.00	\$0.00
4600 Building Acquisition and Construction Services	\$0.00	\$0.00	\$0.00	\$0.00
4700 Building Improvement Services	\$0.00	\$0.00	\$0.00	\$0.00
TOTAL FACILITIES ACQUISITION & CONST. SERVICES	\$0.00	\$0.00	\$0.00	\$0.00
5000 OTHER OUTLAYS:				
5100 Debt Service	\$0.00	\$0.00	\$0.00	\$0.00
5200 Fund Transfer/Reimbursement (Child Nutrition Fund)	\$0.00	\$0.00	\$0.00	\$0.00
5300 Clearing Account	\$0.00	\$0.00	\$0.00	\$0.00
5400 Indirect Cost Entitlement	\$0.00	\$0.00	\$0.00	\$0.00
5500 Private Nonprofit Schools	\$0.00	\$0.00	\$0.00	\$0.00
5600 Correcting Entry	\$897.70	\$0.00	\$10,111.38	\$897.70
5800 Charter School Reimbursement	\$0.00	\$0.00	\$0.00	\$0.00
5900 Arbitrage	\$0.00	\$0.00	\$0.00	\$0.00
TOTAL OTHER OUTLAYS	\$897.70	\$0.00	\$10,111.38	\$897.70
7000 OTHER USES / UNBUDGETED ITEMS:	\$0.00	\$0.00	\$949,527.68	\$0.00
8000 REPAYMENTS:	\$0.00	\$0.00	\$0.00	\$0.00
TOTAL GENERAL FUND 2024-25 FISCAL YEAR	\$5,575,835.52	\$16,719.09	\$90,119.42	\$5,592,554.61

ESTIMATE OF NEEDS FOR THE FISCAL YEAR 2025-26		Estimate of Needs by Governing Board	Approved by County Excise Board
PURPOSE:			
Current Expense		\$4,997,823.95	\$4,997,823.95
Pro rata share of County Assessor's Budget as determined by County Excise Board		\$0.00	\$0.00
GRAND TOTAL - Home School		\$4,997,823.95	\$4,997,823.95

CO-OP FUND ACCOUNTS COVERING THE PERIOD JULY 1, 2024 TO JUNE 30, 2025
ESTIMATE OF NEEDS FOR 2025-2026

EXHIBIT 'B'

Schedule 1: Current Balance Sheet for June 30, 2025		Amount
ASSETS:		
Cash Balances		\$22,373.91
Investments		\$0.00
TOTAL ASSETS		\$22,373.91
LIABILITIES AND RESERVES:		
Warrants Outstanding		\$1,654.30
Reserve for Interest on Warrants		\$0.00
Reserves From Schedule 8		\$0.00
TOTAL LIABILITIES AND RESERVES		\$1,654.30
CASH FUND BALANCE JUNE 30, 2025		\$20,719.61
TOTAL LIABILITIES, RESERVES AND CASH FUND BALANCE		\$22,373.91

Schedule 2: Revenue and Requirements, 2024-2025		
REVENUE:	Estimated Budget	Actual Revenue & Expenditures
Revenues, Non-Revenue Receipts & Cash Balances (Schedule 6)	\$49,336.13	\$70,005.12
LESS: REQUIREMENTS:		
Expenditures (Schedule 8)	\$49,336.13	\$49,285.51
CASH FUND BALANCE JUNE 30, 2025	\$0.00	\$20,719.61

Schedule 3: Co-op Fund Cash Accounts of Current and all Prior Years				
CURRENT AND ALL PRIOR YEARS	2024-25	2023-24	PRE-2023	Total
Cash Balance Reported to Excise Board 6-30--2	\$0.00	\$33,521.52	\$0.00	\$33,521.52
REVENUES, NON-REVENUE RECEIPTS & CASH BALANCE				
Revenues/Non-Rev (Sch 6 Source Codes 1000 to 5999)	\$68,668.99	\$0.00	\$0.00	\$68,668.99
Cash Balances Transferred (Sch 6 Source Code 6110)	\$1,336.13	-\$1,336.13	\$0.00	\$0.00
Prior Year Lapsed Appropri (Sch 6 Source Code 6130)	\$0.00	\$0.00	\$0.00	\$0.00
Estopped Warrants (Sch 6 Source Code 6140)	\$0.00	\$0.00	\$0.00	\$0.00
Interfund Transfers (Sch 6 Source Code 6200)	\$0.00	\$0.00	\$0.00	\$0.00
TOTAL REVENUES, NON-REVENUE RECEIPTS & CASH BALAN	\$70,005.12	-\$1,336.13	\$0.00	\$68,668.99
Warrants Paid of Year in Caption	\$47,631.21	\$32,185.39	\$0.00	\$79,816.60
TOTAL DISBURSEMENTS	\$47,631.21	\$32,185.39	\$0.00	\$79,816.60
CASH & INVESTMENTS BALANCE JUNE 30, -1	\$22,373.91	\$0.00	\$0.00	\$22,373.91
Reserve for Warrants Outstanding (Schedule 4)	\$1,654.30	\$0.00	\$0.00	\$1,654.30
Reserve for Encumbrances (Schedule 8)	\$0.00	\$0.00	\$0.00	\$0.00
TOTAL LIABILITIES AND RESERVE	\$1,654.30	\$0.00	\$0.00	\$1,654.30
DEFICIT:	\$0.00	\$0.00	\$0.00	\$0.00
CASH FUND BAL FORWARD TO SUCCEEDING YEAR	\$20,719.61	\$0.00	\$0.00	\$20,719.61

Schedule 4: Co-op Fund Warrant Accounts of Current and all Prior Years				
CURRENT AND ALL PRIOR YEARS	2024-25	2023-24	PRE-2023	Total
Warrants Outstanding 6-30 of Year in Caption	\$0.00	\$8,537.43	\$0.00	\$8,537.43
Warrants Registered During Year	\$49,285.51	\$23,647.96	\$0.00	\$72,933.47
TOTAL	\$49,285.51	\$32,185.39	\$0.00	\$81,470.90
Warrants Paid During Year	\$47,631.21	\$32,185.39	\$0.00	\$79,816.60
Warrants Covered to Bonds or Judgments	\$0.00	\$0.00	\$0.00	\$0.00
Warrants Estopped by Statute/Canceled	\$0.00	\$0.00	\$0.00	\$0.00
TOTAL WARRANTS RETIRED	\$47,631.21	\$32,185.39	\$0.00	\$79,816.60
BALANCE WARRANTS OUTSTANDING JUNE 30, 2025	\$1,654.30	\$0.00	\$0.00	\$1,654.30

CO-OP FUND ACCOUNTS COVERING THE PERIOD JULY 1, 2024 TO JUNE 30, 2025
ESTIMATE OF NEEDS FOR 2025-2026

EXHIBIT 'B'

Schedule 6: Revenue, Non-Revenue Receipts & Cash Balances		
SOURCE	2024-25 Account	
	AMOUNT ESTIMATED	ACTUALLY COLLECTED
1000 DISTRICT SOURCES OF REVENUE:		
1100 TAXES LEVIED/ASSESSED		
1110 Ad Valorem Tax Levy (Current Year)	\$0.00	\$0.00
1120 Ad Valorem Tax Levy (Prior Years)	\$0.00	\$0.00
1130 Revenue In Lieu Of Taxes	\$0.00	\$0.00
1140 Revenue From Local Governmental Units Other Than Leas	\$0.00	\$0.00
1190 Other Taxes	\$0.00	\$0.00
TOTAL TAXES LEVIED/ASSESSED	\$0.00	\$0.00
1200 Tuition & Fees	\$0.00	\$0.00
1300 Earnings on Investments and Bond Sales	\$0.00	\$0.00
1400 Rental, Disposals and Commissions	\$0.00	\$0.00
1500 Reimbursements	\$0.00	\$0.00
1600 Other Local Sources of Revenue	\$0.00	\$0.00
1700 Child Nutrition Programs	\$0.00	\$0.00
1800 Athletics	\$0.00	\$0.00
TOTAL DISTRICT SOURCES OF REVENUE	\$0.00	\$0.00
2000 INTERMEDIATE SOURCES OF REVENUE		
2100 County 4 Mill Ad Valorem Tax	\$0.00	\$0.00
2200 County Apportionment (Mortgage Tax)	\$0.00	\$0.00
2300 Resale of Property Fund Distribution	\$0.00	\$0.00
2900 Other Intermediate Sources of Revenue	\$0.00	\$0.00
TOTAL INTERMEDIATE SOURCES OF REVENUE	\$0.00	\$0.00
3000 STATE SOURCES OF REVENUE:		
3100 STATE DEDICATED SOURCES OF REVENUE		
3110 Gross Production Tax	\$0.00	\$0.00
3120 Motor Vehicle Collections	\$0.00	\$0.00
3130 Rural Electric Cooperative Tax	\$0.00	\$0.00
3140 State School Land Earnings	\$0.00	\$0.00
3150 Vehicle Tax Stamps	\$0.00	\$0.00
3160 Farm Implement Tax Stamps	\$0.00	\$0.00
3170 Trailers and Mobile Homes	\$0.00	\$0.00
3190 Other Dedicated Revenue	\$0.00	\$0.00
TOTAL STATE DEDICATED SOURCES OF REVENUE	\$0.00	\$0.00
3200 STATE AID - NONCATEGORICAL		
3210 Foundation and Salary Incentive Aid	\$0.00	\$0.00
3220 Mid-Term Adjustment For Attendance	\$0.00	\$0.00
3230 Teacher Consultant Stipend	\$0.00	\$0.00
3240 Disaster Assistance	\$0.00	\$0.00
3250 Flexible Benefit Allowance	\$0.00	\$0.00
TOTAL STATE AID - NONCATEGORICAL	\$0.00	\$0.00
3300 State Aid - Competitive Grants - Categorical	\$48,000.00	\$68,668.99
3400 State - Categorical	\$0.00	\$0.00
3500 Special Programs	\$0.00	\$0.00
3600 Other State Sources of Revenue	\$0.00	\$0.00
3700 Child Nutrition Program	\$0.00	\$0.00
3800 State Vocational Programs - Multi-Source	\$0.00	\$0.00
TOTAL STATE SOURCES OF REVENUE	\$48,000.00	\$68,668.99
4000 FEDERAL SOURCES OF REVENUE:		
4100 Grants-In-Aid Direct From The Federal Government	\$0.00	\$0.00
4200 Disadvantaged Students	\$0.00	\$0.00
4300 Individuals With Disabilities	\$0.00	\$0.00
4400 No Child Left Behind	\$0.00	\$0.00
4500 Grants-In-Aid Passed Through Other State/Intermediate Sources	\$0.00	\$0.00
4600 Other Federal Sources Passed Through State Dept Of Education	\$0.00	\$0.00
4700 Child Nutrition Programs	\$0.00	\$0.00
4800 Federal Vocational Education	\$0.00	\$0.00
TOTAL FEDERAL SOURCES OF REVENUE	\$0.00	\$0.00
5000 NON-REVENUE RECEIPTS:		
TOTAL NON-REVENUE RECEIPTS	\$0.00	\$0.00
6000 BALANCE SHEET ACCOUNTS		
6100 CASH ACCOUNTS		
6110 Cash Forward	\$1,336.13	\$1,336.13
6130 Prior-Year Lapsed Appropriations (Schedule 6)	\$0.00	\$0.00
6140 Estopped Warrants by Statute	\$0.00	\$0.00
TOTAL CASH ACCOUNTS	\$1,336.13	\$1,336.13
6200 Interfund Transfers	\$0.00	\$0.00
TOTAL BALANCE SHEET ACCOUNTS	\$1,336.13	\$1,336.13
GRAND TOTAL	\$49,336.13	\$70,005.12

CO-OP FUND ACCOUNTS COVERING THE PERIOD JULY 1, 2024 TO JUNE 30, 2025
ESTIMATE OF NEEDS FOR 2025-2026

EXHIBIT 'B'

Schedule 6: Revenue, Non-Revenue Receipts & Cash Balances (Continued)				
SOURCE	2024-25 Account	BASIS AND LIMIT OF ENSUING	ESTIMATED BY GOVERNING BOARD	APPROVED BY EXCISE BOARD
	OVER/UNDER			
1000 DISTRICT SOURCES OF REVENUE:				
1100 TAXES LEVIED/ASSESSED				
1110 Ad Valorem Tax Levy (Current Year)	\$0.00	0.00%	\$0.00	\$0.00
1120 Ad Valorem Tax Levy (Prior Years)	\$0.00	0.00%	\$0.00	\$0.00
1130 Revenue In Lieu Of Taxes	\$0.00	0.00%	\$0.00	\$0.00
1140 Revenue From Local Governmental Units Other Than Leas	\$0.00	0.00%	\$0.00	\$0.00
1190 Other Taxes	\$0.00	0.00%	\$0.00	\$0.00
TOTAL TAXES LEVIED/ASSESSED	\$0.00		\$0.00	\$0.00
1200 Tuition & Fees	\$0.00	0.00%	\$0.00	\$0.00
1300 Earnings on Investments and Bond Sales	\$0.00	0.00%	\$0.00	\$0.00
1400 Rental, Disposals and Commissions	\$0.00	0.00%	\$0.00	\$0.00
1500 Reimbursements	\$0.00	0.00%	\$0.00	\$0.00
1600 Other Local Sources of Revenue	\$0.00	0.00%	\$0.00	\$0.00
1700 Child Nutrition Programs	\$0.00	0.00%	\$0.00	\$0.00
1800 Athletics	\$0.00	0.00%	\$0.00	\$0.00
TOTAL DISTRICT SOURCES OF REVENUE	\$0.00		\$0.00	\$0.00
2000 INTERMEDIATE SOURCES OF REVENUE				
2100 County 4 Mill Ad Valorem Tax	\$0.00	0.00%	\$0.00	\$0.00
2200 County Apportionment (Mortgage Tax)	\$0.00	0.00%	\$0.00	\$0.00
2300 Resale of Property Fund Distribution	\$0.00	0.00%	\$0.00	\$0.00
2900 Other Intermediate Sources of Revenue	\$0.00	0.00%	\$0.00	\$0.00
TOTAL INTERMEDIATE SOURCES OF REVENUE	\$0.00		\$0.00	\$0.00
3000 STATE SOURCES OF REVENUE:				
3100 STATE DEDICATED SOURCES OF REVENUE:				
3110 Gross Production Tax	\$0.00	0.00%	\$0.00	\$0.00
3120 Motor Vehicle Collections	\$0.00	0.00%	\$0.00	\$0.00
3130 Rural Electric Cooperative Tax	\$0.00	0.00%	\$0.00	\$0.00
3140 State School Land Earnings	\$0.00	0.00%	\$0.00	\$0.00
3150 Vehicle Tax Stamps	\$0.00	0.00%	\$0.00	\$0.00
3160 Farm Implement Tax Stamps	\$0.00	0.00%	\$0.00	\$0.00
3170 Trailers and Mobile Homes	\$0.00	0.00%	\$0.00	\$0.00
3190 Other Dedicated Revenue	\$0.00	0.00%	\$0.00	\$0.00
TOTAL STATE DEDICATED SOURCES OF REVENUE	\$0.00		\$0.00	\$0.00
3200 STATE AID - NONCATEGORICAL				
3210 Foundation and Salary Incentive Aid	\$0.00	0.00%	\$0.00	\$0.00
3220 Mid-Term Adjustment For Attendance	\$0.00	0.00%	\$0.00	\$0.00
3230 Teacher Consultant Stipend	\$0.00	0.00%	\$0.00	\$0.00
3240 Disaster Assistance	\$0.00	0.00%	\$0.00	\$0.00
3250 Flexible Benefit Allowance	\$0.00	0.00%	\$0.00	\$0.00
TOTAL STATE AID - NONCATEGORICAL	\$0.00		\$0.00	\$0.00
3300 State Aid - Competitive Grants - Categorical	\$20,668.99	87.38%	\$60,000.00	\$60,000.00
3400 State - Categorical	\$0.00	0.00%	\$0.00	\$0.00
3500 Special Programs	\$0.00	0.00%	\$0.00	\$0.00
3600 Other State Sources of Revenue	\$0.00	0.00%	\$0.00	\$0.00
3700 Child Nutrition Program	\$0.00	0.00%	\$0.00	\$0.00
3800 State Vocational Programs - Multi-Source	\$0.00	0.00%	\$0.00	\$0.00
TOTAL STATE SOURCES OF REVENUE	\$20,668.99		\$60,000.00	\$60,000.00
4000 FEDERAL SOURCES OF REVENUE:				
4100 Grants-In-Aid Direct From The Federal Government	\$0.00	0.00%	\$0.00	\$0.00
4200 Disadvantaged Students	\$0.00	0.00%	\$0.00	\$0.00
4300 Individuals With Disabilities	\$0.00	0.00%	\$0.00	\$0.00
4400 No Child Left Behind	\$0.00	0.00%	\$0.00	\$0.00
4500 Grants-In-Aid Passed Through Other State/Intermediate Sources	\$0.00	0.00%	\$0.00	\$0.00
4600 Other Federal Sources Passed Through State Dept Of Education	\$0.00	0.00%	\$0.00	\$0.00
4700 Child Nutrition Programs	\$0.00	0.00%	\$0.00	\$0.00
4800 Federal Vocational Education	\$0.00	0.00%	\$0.00	\$0.00
TOTAL FEDERAL SOURCES OF REVENUE	\$0.00		\$0.00	\$0.00
5000 NON-REVENUE RECEIPTS:				
TOTAL NON-REVENUE RECEIPTS	\$0.00		\$0.00	\$0.00
6000 BALANCE SHEET ACCOUNTS:				
6100 CASH ACCOUNTS				
6110 Cash Forward	\$0.00	1550.72%	\$20,719.61	\$20,719.61
6130 Prior-Year Lapsed Appropriations (Schedule 6)	\$0.00	0.00%	\$0.00	\$0.00
6140 Estopped Warrants by Statute	\$0.00	0.00%	\$0.00	\$0.00
TOTAL CASH ACCOUNTS	\$0.00		\$20,719.61	\$20,719.61
6200 Interfund Transfers	\$0.00	0.00%	\$0.00	\$0.00
TOTAL BALANCE SHEET ACCOUNTS	\$0.00		\$20,719.61	\$20,719.61
GRAND TOTAL	\$20,668.99		\$80,719.61	\$80,719.61

CO-OP FUND ACCOUNTS COVERING THE PERIOD JULY 1, 2024 TO JUNE 30, 2025
ESTIMATE OF NEEDS FOR 2025-2026

EXHIBIT 'B'

Schedule 7: Report of Prior Year Warrants Issued From Reserves			
FISCAL YEAR ENDING JUNE 30, 2024			
	RESERVES 06-30-2024	WARRANTS ISSUED SINCE	BALANCE LAPSED
TOTAL PRIOR YEAR RESERVES	\$23,647.96	\$23,647.96	\$0.00

Schedule 8: Report of Current Year Expenditures			
APPROPRIATED ACCOUNTS	FISCAL YEAR ENDING JUNE 30, 2025		
	APPROPRIATIONS		
	ORIGINAL	SUPPLEMENTAL ADJUSTMENTS	FINAL APPROPRIATIONS
1000 INSTRUCTION:	\$42,686.84	\$0.00	\$42,686.84
2000 SUPPORT SERVICES:			
2100 Support Services - Students	\$610.74	\$0.00	\$610.74
2200 Support Services - Instructional Staff	\$347.48	\$0.00	\$347.48
2300 Support Services - General Administration	\$0.00	\$0.00	\$0.00
2400 Support Services - School Administration	\$5,691.07	\$0.00	\$5,691.07
2500 Support Services - Business	\$0.00	\$0.00	\$0.00
2600 Operations And Maintenance of Plant Services	\$0.00	\$0.00	\$0.00
2700 Student Transportation Services	\$0.00	\$0.00	\$0.00
TOTAL SUPPORT SERVICES	\$6,649.29	\$0.00	\$6,649.29
3000 OPERATION OF NON-INSTRUCTION SERVICES:			
3100 Child Nutrition Programs Operations	\$0.00	\$0.00	\$0.00
3200 Other Enterprise Service Operations	\$0.00	\$0.00	\$0.00
3300 Community Services Operations	\$0.00	\$0.00	\$0.00
TOTAL OPERATION OF NON-INSTRUCTIONAL SERVICES	\$0.00	\$0.00	\$0.00
4000 FACILITIES ACQUISITION & CONSTRUCTION SERVICES:			
4200 Land Acquisition Services	\$0.00	\$0.00	\$0.00
4300 Land Improvement Services	\$0.00	\$0.00	\$0.00
4400 Architecture and Engineering Services	\$0.00	\$0.00	\$0.00
4500 Educational Specifications Development Services	\$0.00	\$0.00	\$0.00
4600 Building Acquisition and Construction Services	\$0.00	\$0.00	\$0.00
4700 Building Improvement Services	\$0.00	\$0.00	\$0.00
TOTAL FACILITIES ACQUISITION & CONST. SERVICES	\$0.00	\$0.00	\$0.00
5000 OTHER OUTLAYS:			
5100 Debt Service	\$0.00	\$0.00	\$0.00
5200 Fund Transfer/Reimbursement (Child Nutrition Fund)	\$0.00	\$0.00	\$0.00
5300 Clearing Account	\$0.00	\$0.00	\$0.00
5400 Indirect Cost Entitlement	\$0.00	\$0.00	\$0.00
5500 Private Nonprofit Schools	\$0.00	\$0.00	\$0.00
5600 Correcting Entry	\$0.00	\$0.00	\$0.00
5800 Charter School Reimbursement	\$0.00	\$0.00	\$0.00
5900 Arbitrage	\$0.00	\$0.00	\$0.00
TOTAL OTHER OUTLAYS	\$0.00	\$0.00	\$0.00
7000 OTHER USES / UNBUDGETED ITEMS:	\$0.00	\$0.00	\$0.00
8000 REPAYMENTS:	\$0.00	\$0.00	\$0.00
TOTAL CO-OP FUND 2024-25 FISCAL YEAR	\$49,336.13	\$0.00	\$49,336.13

CO-OP FUND ACCOUNTS COVERING THE PERIOD JULY 1, 2024 TO JUNE 30, 2025
ESTIMATE OF NEEDS FOR 2025-2026

EXHIBIT 'B'

Schedule 8: Report of Current Year Expenditures (Continued)				
FISCAL YEAR ENDING JUNE 30, 2025				
APPROPRIATED ACCOUNTS	WARRANTS ISSUED	RESERVES	LAPSED BALANCE KNOWN TO BE UNENCUMBERED	2024-2025 EXPENDITURES FOR CURRENT EXPENSE PURPOSES
1000 INSTRUCTION:	\$48,096.92	\$0.00	-\$5,410.08	\$48,096.92
2000 SUPPORT SERVICES:				
2100 Support Services - Students	\$1,130.34	\$0.00	-\$519.60	\$1,130.34
2200 Support Services - Instructional Staff	\$0.00	\$0.00	\$347.48	\$0.00
2300 Support Services - General Administration	\$0.00	\$0.00	\$0.00	\$0.00
2400 Support Services - School Administration	\$0.00	\$0.00	\$5,691.07	\$0.00
2500 Support Services - Business	\$58.25	\$0.00	-\$58.25	\$58.25
2600 Operations And Maintenance of Plant Services	\$0.00	\$0.00	\$0.00	\$0.00
2700 Student Transportation Services	\$0.00	\$0.00	\$0.00	\$0.00
TOTAL SUPPORT SERVICES	\$1,188.59	\$0.00	\$5,460.70	\$1,188.59
3000 OPERATION OF NON-INSTRUCTION SERVICES:				
3100 Child Nutrition Programs Operations	\$0.00	\$0.00	\$0.00	\$0.00
3200 Other Enterprise Service Operations	\$0.00	\$0.00	\$0.00	\$0.00
3300 Community Services Operations	\$0.00	\$0.00	\$0.00	\$0.00
TOTAL OPERATION OF NON-INSTRUCTIONAL SERVICES	\$0.00	\$0.00	\$0.00	\$0.00
4000 FACILITIES ACQUISITION & CONSTRUCTION SERVICES:				
4200 Land Acquisition Services	\$0.00	\$0.00	\$0.00	\$0.00
4300 Land Improvement Services	\$0.00	\$0.00	\$0.00	\$0.00
4400 Architecture and Engineering Services	\$0.00	\$0.00	\$0.00	\$0.00
4500 Educational Specifications Development Services	\$0.00	\$0.00	\$0.00	\$0.00
4600 Building Acquisition and Construction Services	\$0.00	\$0.00	\$0.00	\$0.00
4700 Building Improvement Services	\$0.00	\$0.00	\$0.00	\$0.00
TOTAL FACILITIES ACQUISITION & CONST. SERVICES	\$0.00	\$0.00	\$0.00	\$0.00
5000 OTHER OUTLAYS:				
5100 Debt Service	\$0.00	\$0.00	\$0.00	\$0.00
5200 Fund Transfer/Reimbursement (Child Nutrition Fund)	\$0.00	\$0.00	\$0.00	\$0.00
5300 Clearing Account	\$0.00	\$0.00	\$0.00	\$0.00
5400 Indirect Cost Entitlement	\$0.00	\$0.00	\$0.00	\$0.00
5500 Private Nonprofit Schools	\$0.00	\$0.00	\$0.00	\$0.00
5600 Correcting Entry	\$0.00	\$0.00	\$0.00	\$0.00
5800 Charter School Reimbursement	\$0.00	\$0.00	\$0.00	\$0.00
5900 Arbitrage	\$0.00	\$0.00	\$0.00	\$0.00
TOTAL OTHER OUTLAYS	\$0.00	\$0.00	\$0.00	\$0.00
7000 OTHER USES / UNBUDGETED ITEMS:	\$0.00	\$0.00	\$0.00	\$0.00
8000 REPAYMENTS:	\$0.00	\$0.00	\$0.00	\$0.00
TOTAL CO-OP FUND 2024-25 FISCAL YEAR	\$49,285.51	\$0.00	\$50.62	\$49,285.51

ESTIMATE OF NEEDS FOR THE FISCAL YEAR 2025-26	Estimate of Needs by Governing Board	Approved by County Excise Board
PURPOSE:		
Current Expense	\$80,719.61	\$80,719.61
Pro rata share of County Assessor's Budget as determined by County Excise Board	\$0.00	\$0.00
GRAND TOTAL - Home School	\$80,719.61	\$80,719.61

BUILDING FUND ACCOUNTS COVERING THE PERIOD JULY 1, 2024 TO JUNE 30, 2025
ESTIMATE OF NEEDS FOR 2025-2026

EXHIBIT 'C'

Schedule 1: Current Balance Sheet for June 30, 2025		Amount
ASSETS:		
Cash Balances		\$102,589.52
Investments		\$0.00
TOTAL ASSETS		\$102,589.52
LIABILITIES AND RESERVES:		
Warrants Outstanding		\$282.72
Reserve for Interest on Warrants		\$0.00
Reserves From Schedule 8		\$0.00
TOTAL LIABILITIES AND RESERVES		\$282.72
CASH FUND BALANCE JUNE 30, 2025		\$102,306.80
TOTAL LIABILITIES, RESERVES AND CASH FUND BALANCE		\$102,589.52

Schedule 2: Revenue and Requirements, 2024-2025		
REVENUE:	Estimated Budget	Actual Revenue & Expenditures
Revenues, Non-Revenue Receipts & Cash Balances (Schedule 6)	\$527,958.47	\$597,473.22
LESS: REQUIREMENTS:		
Expenditures (Schedule 8)	\$527,958.47	\$495,166.42
CASH FUND BALANCE JUNE 30, 2025	\$0.00	\$102,306.80

Schedule 3: Building Fund Cash Accounts of Current and all Prior Years				
CURRENT AND ALL PRIOR YEARS	2024-25	2023-24	PRE-2023	Total
Cash Balance Reported to Excise Board 6-30-24	\$0.00	\$368,568.51	\$0.00	\$368,568.51
REVENUES, NON-REVENUE RECEIPTS & CASH BALANCE				
Revenues/Non-Rev (Sch 6 Source Codes 1000 to 5999)	\$242,719.08	\$0.00	\$0.00	\$242,719.08
Cash Balances Transferred (Sch 6 Source Code 6110)	\$342,363.59	-\$342,363.59	\$0.00	\$0.00
Prior Year Lapsed Appopr (Sch 6 Source Code 6130)	\$12,390.55	-\$12,390.55	\$0.00	\$0.00
Estopped Warrants (Sch 6 Source Code 6140)	\$0.00	\$0.00	\$0.00	\$0.00
Interfund Transfers (Sch 6 Source Code 6200)	\$0.00	\$0.00	\$0.00	\$0.00
TOTAL REVENUES, NON-REVENUE RECEIPTS & CASH BALAN	\$597,473.22	-\$354,754.14	\$0.00	\$242,719.08
Warrants Paid of Year in Caption	\$494,883.70	\$13,814.37	\$0.00	\$508,698.07
TOTAL DISBURSEMENTS	\$494,883.70	\$13,814.37	\$0.00	\$508,698.07
CASH & INVESTMENTS BALANCE JUNE 30, 2025	\$102,589.52	\$0.00	\$0.00	\$102,589.52
Reserve for Warrants Outstanding (Schedule 4)	\$282.72	\$0.00	\$0.00	\$282.72
Reserve for Encumbrances (Schedule 8)	\$0.00	\$0.00	\$0.00	\$0.00
TOTAL LIABILITIES AND RESERVE	\$282.72	\$0.00	\$0.00	\$282.72
DEFICIT:	\$0.00	\$0.00	\$0.00	\$0.00
CASH FUND BAL FORWARD TO SUCCEEDING YEAR	\$102,306.80	\$0.00	\$0.00	\$102,306.80

Schedule 4: Building Fund Warrant Accounts of Current and all Prior Years				
CURRENT AND ALL PRIOR YEARS	2024-25	2023-24	PRE-2023	Total
Warrants Outstanding 6-30 of Year in Caption	\$0.00	\$0.00	\$0.00	\$0.00
Warrants Registered During Year	\$495,166.42	\$13,814.37	\$0.00	\$508,980.79
TOTAL	\$495,166.42	\$13,814.37	\$0.00	\$508,980.79
Warrants Paid During Year	\$494,883.70	\$13,814.37	\$0.00	\$508,698.07
Warrants Covered to Bonds or Judgments	\$0.00	\$0.00	\$0.00	\$0.00
Warrants Estopped by Statute/Canceled	\$0.00	\$0.00	\$0.00	\$0.00
TOTAL WARRANTS RETIRED	\$494,883.70	\$13,814.37	\$0.00	\$508,698.07
BALANCE WARRANTS OUTSTANDING JUNE 30, 2025	\$282.72	\$0.00	\$0.00	\$282.72

Schedule 5: 2024 Ad Valorem Tax Account		
ACCOUNTS COVERING THE PERIOD JULY 1, 2024 TO JUNE 30, 2025	5.000 Mills	Amount
2024 Net Valuation Certified to County Excise Board		\$39,260,456.00
Total Proceeds of Levy as Certified		\$204,154.37
Additions:		\$0.00
Deductions:		\$0.00
Gross Balance Tax		\$204,154.37
Less Reserve for Delinquent Tax		\$18,559.49
Reserve for Protests Pending		\$0.00
Balance Available Tax		\$185,594.88
Deduct 2024 Tax Apportioned		\$196,872.46
Net Balance 2024 Tax in Process of Collection		\$0.00
Excess Collections		\$11,277.58

Schedule 6: Revenue, Non-Revenue Receipts & Cash Balances

SOURCE	2024-25 Account	
	AMOUNT ESTIMATED	ACTUALLY COLLECTED
1000 DISTRICT SOURCES OF REVENUE:		
1100 TAXES LEVIED/ASSESSED		
1110 Ad Valorem Tax Levy (Current Year)		
1120 Ad Valorem Tax Levy (Prior Years)		
1130 Revenue In Lieu Of Taxes	\$185,594.88	\$196,872.46
1140 Revenue From Local Governmental Units Other Than Leas	\$0.00	\$5,064.99
1190 Other Taxes	\$0.00	\$230.39
TOTAL TAXES LEVIED/ASSESSED	\$0.00	\$0.00
1200 Tuition & Fees	\$185,594.88	\$0.00
1300 Earnings on Investments and Bond Sales	\$0.00	\$202,167.84
1400 Rental, Disposals and Commissions	\$0.00	\$0.00
1500 Reimbursements	\$0.00	\$0.00
1600 Other Local Sources of Revenue	\$0.00	\$0.00
1700 Child Nutrition Programs	\$0.00	\$0.00
1800 Athletics	\$0.00	\$0.00
TOTAL DISTRICT SOURCES OF REVENUE	\$0.00	\$0.00
2000 INTERMEDIATE SOURCES OF REVENUE		
2100 County 4 Mill Ad Valorem Tax	\$185,594.88	\$0.00
2200 County Apportionment (Mortgage Tax)		\$202,167.84
2300 Resale of Property Fund Distribution	\$0.00	\$0.00
2900 Other Intermediate Sources of Revenue	\$0.00	\$0.00
TOTAL INTERMEDIATE SOURCES OF REVENUE	\$0.00	\$0.00
3000 STATE SOURCES OF REVENUE:		
3100 STATE DEDICATED SOURCES OF REVENUE		
3110 Gross Production Tax		
3120 Motor Vehicle Collections	\$0.00	\$0.00
3130 Rural Electric Cooperative Tax	\$0.00	\$0.00
3140 State School Land Earnings	\$0.00	\$0.00
3150 Vehicle Tax Stamps	\$0.00	\$0.00
3160 Farm Implement Tax Stamps	\$0.00	\$0.00
3170 Trailers and Mobile Homes	\$0.00	\$0.00
3190 Other Dedicated Revenue	\$0.00	\$767.17
TOTAL STATE DEDICATED SOURCES OF REVENUE	\$0.00	\$0.00
3200 STATE AID - NONCATEGORICAL		\$767.17
3210 Foundation and Salary Incentive Aid		
3220 Mid-Term Adjustment For Attendance	\$0.00	\$0.00
3230 Teacher Consultant Stipend	\$0.00	\$0.00
3240 Disaster Assistance	\$0.00	\$0.00
3250 Flexible Benefit Allowance	\$0.00	\$0.00
TOTAL STATE AID - NONCATEGORICAL	\$0.00	\$0.00
3300 State Aid - Competitive Grants - Categorical	\$0.00	\$37,624.40
3400 State - Categorical	\$0.00	\$37,624.40
3500 Special Programs	\$0.00	\$0.00
3600 Other State Sources of Revenue	\$0.00	\$2,159.67
3700 Child Nutrition Program	\$0.00	\$0.00
3800 State Vocational Programs - Multi-Source	\$0.00	\$0.00
TOTAL STATE SOURCES OF REVENUE	\$0.00	\$0.00
4000 FEDERAL SOURCES OF REVENUE:		
4100 Grants-In-Aid Direct From The Federal Government	\$0.00	\$40,551.24
4200 Disadvantaged Students	\$0.00	\$0.00
4300 Individuals With Disabilities	\$0.00	\$0.00
4400 No Child Left Behind	\$0.00	\$0.00
4500 Grants-In-Aid Passed Through Other State/Intermediate Sources	\$0.00	\$0.00
4600 Other Federal Sources Passed Through State Dept Of Education	\$0.00	\$0.00
4700 Child Nutrition Programs	\$0.00	\$0.00
4800 Federal Vocational Education	\$0.00	\$0.00
TOTAL FEDERAL SOURCES OF REVENUE	\$0.00	\$0.00
5000 NON-REVENUE RECEIPTS:		
TOTAL NON-REVENUE RECEIPTS	\$0.00	\$0.00
6000 BALANCE SHEET ACCOUNTS		
6100 CASH ACCOUNTS		
6110 Cash Forward		\$0.00
6130 Prior-Year Lapsed Appropriations (Schedule 6)	\$342,363.59	\$342,363.59
6140 Estopped Warrants by Statute	\$0.00	\$12,390.55
TOTAL CASH ACCOUNTS	\$0.00	\$0.00
6200 Interfund Transfers	\$342,363.59	\$354,754.14
TOTAL BALANCE SHEET ACCOUNTS	\$0.00	\$0.00
GRAND TOTAL	\$527,958.47	\$597,473.22

BUILDING FUND ACCOUNTS COVERING THE PERIOD JULY 1, 2024 TO JUNE 30, 2025
ESTIMATE OF NEEDS FOR 2025-2026

EXHIBIT 'C'

Schedule 6: Revenue, Non-Revenue Receipts & Cash Balances (Continued)				
SOURCE	2024-25 Account	BASIS AND LIMIT OF ENSUING	ESTIMATED BY GOVERNING BOARD	APPROVED BY EXCISE BOARD
	OVER/UNDER			
1000 DISTRICT SOURCES OF REVENUE:				
1100 TAXES LEVIED/ASSESSED				
1110 Ad Valorem Tax Levy (Current Year)	\$11,277.58	99.53%	\$195,952.42	\$195,952.42
1120 Ad Valorem Tax Levy (Prior Years)	\$5,064.99	0.00%	\$0.00	\$0.00
1130 Revenue In Lieu Of Taxes	\$230.39	0.00%	\$0.00	\$0.00
1140 Revenue From Local Governmental Units Other Than Leas	\$0.00	0.00%	\$0.00	\$0.00
1190 Other Taxes	\$0.00	0.00%	\$0.00	\$0.00
TOTAL TAXES LEVIED/ASSESSED	\$16,572.96		\$195,952.42	\$195,952.42
1200 Tuition & Fees	\$0.00	0.00%	\$0.00	\$0.00
1300 Earnings on Investments and Bond Sales	\$0.00	0.00%	\$0.00	\$0.00
1400 Rental, Disposals and Commissions	\$0.00	0.00%	\$0.00	\$0.00
1500 Reimbursements	\$0.00	0.00%	\$0.00	\$0.00
1600 Other Local Sources of Revenue	\$0.00	0.00%	\$0.00	\$0.00
1700 Child Nutrition Programs	\$0.00	0.00%	\$0.00	\$0.00
1800 Athletics	\$0.00	0.00%	\$0.00	\$0.00
TOTAL DISTRICT SOURCES OF REVENUE	\$16,572.96		\$195,952.42	\$195,952.42
2000 INTERMEDIATE SOURCES OF REVENUE				
2100 County 4 Mill Ad Valorem Tax	\$0.00	0.00%	\$0.00	\$0.00
2200 County Apportionment (Mortgage Tax)	\$0.00	0.00%	\$0.00	\$0.00
2300 Resale of Property Fund Distribution	\$0.00	0.00%	\$0.00	\$0.00
2900 Other Intermediate Sources of Revenue	\$0.00	0.00%	\$0.00	\$0.00
TOTAL INTERMEDIATE SOURCES OF REVENUE	\$0.00		\$0.00	\$0.00
3000 STATE SOURCES OF REVENUE:				
3100 STATE DEDICATED SOURCES OF REVENUE:				
3110 Gross Production Tax	\$0.00	0.00%	\$0.00	\$0.00
3120 Motor Vehicle Collections	\$0.00	0.00%	\$0.00	\$0.00
3130 Rural Electric Cooperative Tax	\$0.00	0.00%	\$0.00	\$0.00
3140 State School Land Earnings	\$0.00	0.00%	\$0.00	\$0.00
3150 Vehicle Tax Stamps	\$0.00	0.00%	\$0.00	\$0.00
3160 Farm Implement Tax Stamps	\$767.17	0.00%	\$0.00	\$0.00
3170 Trailers and Mobile Homes	\$0.00	0.00%	\$0.00	\$0.00
3190 Other Dedicated Revenue	\$0.00	0.00%	\$0.00	\$0.00
TOTAL STATE DEDICATED SOURCES OF REVENUE	\$767.17		\$0.00	\$0.00
3200 STATE AID - NONCATEGORICAL				
3210 Foundation and Salary Incentive Aid	\$0.00	0.00%	\$0.00	\$0.00
3220 Mid-Term Adjustment For Attendance	\$0.00	0.00%	\$0.00	\$0.00
3230 Teacher Consultant Stipend	\$0.00	0.00%	\$0.00	\$0.00
3240 Disaster Assistance	\$0.00	0.00%	\$0.00	\$0.00
3250 Flexible Benefit Allowance	\$37,624.40	100.00%	\$37,624.40	\$37,624.40
TOTAL STATE AID - NONCATEGORICAL	\$37,624.40		\$37,624.40	\$37,624.40
3300 State Aid - Competitive Grants - Categorical	\$0.00	0.00%	\$0.00	\$0.00
3400 State - Categorical	\$2,159.67	0.00%	\$0.00	\$0.00
3500 Special Programs	\$0.00	0.00%	\$0.00	\$0.00
3600 Other State Sources of Revenue	\$0.00	0.00%	\$0.00	\$0.00
3700 Child Nutrition Program	\$0.00	0.00%	\$0.00	\$0.00
3800 State Vocational Programs - Multi-Source	\$0.00	0.00%	\$0.00	\$0.00
TOTAL STATE SOURCES OF REVENUE	\$40,551.24		\$37,624.40	\$37,624.40
4000 FEDERAL SOURCES OF REVENUE:				
4100 Grants-In-Aid Direct From The Federal Government	\$0.00	0.00%	\$0.00	\$0.00
4200 Disadvantaged Students	\$0.00	0.00%	\$0.00	\$0.00
4300 Individuals With Disabilities	\$0.00	0.00%	\$0.00	\$0.00
4400 No Child Left Behind	\$0.00	0.00%	\$0.00	\$0.00
4500 Grants-In-Aid Passed Through Other State/Intermediate Sources	\$0.00	0.00%	\$0.00	\$0.00
4600 Other Federal Sources Passed Through State Dept Of Education	\$0.00	0.00%	\$0.00	\$0.00
4700 Child Nutrition Programs	\$0.00	0.00%	\$0.00	\$0.00
4800 Federal Vocational Education	\$0.00	0.00%	\$0.00	\$0.00
TOTAL FEDERAL SOURCES OF REVENUE	\$0.00		\$0.00	\$0.00
5000 NON-REVENUE RECEIPTS:				
TOTAL NON-REVENUE RECEIPTS	\$0.00	0.00%	\$0.00	\$0.00
6000 BALANCE SHEET ACCOUNTS				
6100 CASH ACCOUNTS				
6110 Cash Forward	\$0.00	29.88%	\$102,306.80	\$102,306.80
6130 Prior-Year Lapsed Appropriations (Schedule 6)	\$12,390.55	0.00%	\$0.00	\$0.00
6140 Estopped Warrants by Statute	\$0.00	0.00%	\$0.00	\$0.00
TOTAL CASH ACCOUNTS	\$12,390.55		\$102,306.80	\$102,306.80
6200 Interfund Transfers	\$0.00	0.00%	\$0.00	\$0.00
TOTAL BALANCE SHEET ACCOUNTS	\$12,390.55		\$102,306.80	\$102,306.80
GRAND TOTAL	\$69,514.75		\$335,883.62	\$335,883.62

EXHIBIT 'C'

Schedule 7: Report of Prior Year Warrants Issued From Reserves			
FISCAL YEAR ENDING JUNE 30, 2024			
	RESERVES 06-30-2024	WARRANTS ISSUED SINCE	BALANCE LAPSED
TOTAL PRIOR YEAR RESERVES	\$26,204.92	\$13,814.37	\$12,390.55

Schedule 8: Report of Current Year Expenditures			
APPROPRIATED ACCOUNTS	FISCAL YEAR ENDING JUNE 30, 2025		
	APPROPRIATIONS		
	ORIGINAL	SUPPLEMENTAL ADJUSTMENTS	FINAL APPROPRIATIONS
1000 INSTRUCTION:	\$0.00	\$0.00	\$0.00
2000 SUPPORT SERVICES:			
2100 Support Services - Students	\$0.00	\$0.00	\$0.00
2200 Support Services - Instructional Staff	\$0.00	\$0.00	\$0.00
2300 Support Services - General Administration	\$0.00	\$0.00	\$0.00
2400 Support Services - School Administration	\$0.00	\$0.00	\$0.00
2500 Support Services - Business	\$0.00	\$0.00	\$0.00
2600 Operations And Maintenance of Plant Services	\$527,958.47	\$0.00	\$527,958.47
2700 Student Transportation Services	\$0.00	\$0.00	\$0.00
TOTAL SUPPORT SERVICES	\$527,958.47	\$0.00	\$527,958.47
3000 OPERATION OF NON-INSTRUCTION SERVICES:			
3100 Child Nutrition Programs Operations	\$0.00	\$0.00	\$0.00
3200 Other Enterprise Service Operations	\$0.00	\$0.00	\$0.00
3300 Community Services Operations	\$0.00	\$0.00	\$0.00
TOTAL OPERATION OF NON-INSTRUCTIONAL SERVICES	\$0.00	\$0.00	\$0.00
4000 FACILITIES ACQUISITION & CONSTRUCTION SERVICES:			
4200 Land Acquisition Services	\$0.00	\$0.00	\$0.00
4300 Land Improvement Services	\$0.00	\$0.00	\$0.00
4400 Architecture and Engineering Services	\$0.00	\$0.00	\$0.00
4500 Educational Specifications Development Services	\$0.00	\$0.00	\$0.00
4600 Building Acquisition and Construction Services	\$0.00	\$0.00	\$0.00
4700 Building Improvement Services	\$0.00	\$0.00	\$0.00
TOTAL FACILITIES ACQUISITION & CONST. SERVICES	\$0.00	\$0.00	\$0.00
5000 OTHER OUTLAYS:			
5100 Debt Service	\$0.00	\$0.00	\$0.00
5200 Fund Transfer/Reimbursement (Child Nutrition Fund)	\$0.00	\$0.00	\$0.00
5300 Clearing Account	\$0.00	\$0.00	\$0.00
5400 Indirect Cost Entitlement	\$0.00	\$0.00	\$0.00
5500 Private Nonprofit Schools	\$0.00	\$0.00	\$0.00
5600 Correcting Entry	\$0.00	\$0.00	\$0.00
5800 Charter School Reimbursement	\$0.00	\$0.00	\$0.00
5900 Arbitrage	\$0.00	\$0.00	\$0.00
TOTAL OTHER OUTLAYS	\$0.00	\$0.00	\$0.00
7000 OTHER USES / UNBUDGETED ITEMS:	\$0.00	\$0.00	\$0.00
8000 REPAYMENTS:	\$0.00	\$0.00	\$0.00
TOTAL BUILDING FUND 2024-25 FISCAL YEAR	\$527,958.47	\$0.00	\$527,958.47

BUILDING FUND ACCOUNTS COVERING THE PERIOD JULY 1, 2024 TO JUNE 30, 2025
ESTIMATE OF NEEDS FOR 2025-2026

EXHIBIT 'C'

Schedule 8: Report of Current Year Expenditures (Continued)				
FISCAL YEAR ENDING JUNE 30, 2025				
APPROPRIATED ACCOUNTS	WARRANTS ISSUED	RESERVES	LAPSED BALANCE KNOWN TO BE UNENCUMBERED	2024-2025 EXPENDITURES FOR CURRENT EXPENSE PURPOSES
1000 INSTRUCTION:	\$0.00	\$0.00	\$0.00	\$0.00
2000 SUPPORT SERVICES:				
2100 Support Services - Students	\$0.00	\$0.00	\$0.00	\$0.00
2200 Support Services - Instructional Staff	\$2,396.04	\$0.00	-\$2,396.04	\$2,396.04
2300 Support Services - General Administration	\$0.00	\$0.00	\$0.00	\$0.00
2400 Support Services - School Administration	\$76,850.16	\$0.00	-\$76,850.16	\$76,850.16
2500 Support Services - Business	\$0.00	\$0.00	\$0.00	\$0.00
2600 Operations And Maintenance of Plant Services	\$415,920.22	\$0.00	\$112,038.25	\$415,920.22
2700 Student Transportation Services	\$0.00	\$0.00	\$0.00	\$0.00
TOTAL SUPPORT SERVICES	\$495,166.42	\$0.00	\$32,792.05	\$495,166.42
3000 OPERATION OF NON-INSTRUCTION SERVICES:				
3100 Child Nutrition Programs Operations	\$0.00	\$0.00	\$0.00	\$0.00
3200 Other Enterprise Service Operations	\$0.00	\$0.00	\$0.00	\$0.00
3300 Community Services Operations	\$0.00	\$0.00	\$0.00	\$0.00
TOTAL OPERATION OF NON-INSTRUCTIONAL SERVICES	\$0.00	\$0.00	\$0.00	\$0.00
4000 FACILITIES ACQUISITION & CONSTRUCTION SERVICES:				
4200 Land Acquisition Services	\$0.00	\$0.00	\$0.00	\$0.00
4300 Land Improvement Services	\$0.00	\$0.00	\$0.00	\$0.00
4400 Architecture and Engineering Services	\$0.00	\$0.00	\$0.00	\$0.00
4500 Educational Specifications Development Services	\$0.00	\$0.00	\$0.00	\$0.00
4600 Building Acquisition and Construction Services	\$0.00	\$0.00	\$0.00	\$0.00
4700 Building Improvement Services	\$0.00	\$0.00	\$0.00	\$0.00
TOTAL FACILITIES ACQUISITION & CONST. SERVICES	\$0.00	\$0.00	\$0.00	\$0.00
5000 OTHER OUTLAYS:				
5100 Debt Service	\$0.00	\$0.00	\$0.00	\$0.00
5200 Fund Transfer/Reimbursement (Child Nutrition Fund)	\$0.00	\$0.00	\$0.00	\$0.00
5300 Clearing Account	\$0.00	\$0.00	\$0.00	\$0.00
5400 Indirect Cost Entitlement	\$0.00	\$0.00	\$0.00	\$0.00
5500 Private Nonprofit Schools	\$0.00	\$0.00	\$0.00	\$0.00
5600 Correcting Entry	\$0.00	\$0.00	\$0.00	\$0.00
5800 Charter School Reimbursement	\$0.00	\$0.00	\$0.00	\$0.00
5900 Arbitrage	\$0.00	\$0.00	\$0.00	\$0.00
TOTAL OTHER OUTLAYS	\$0.00	\$0.00	\$0.00	\$0.00
7000 OTHER USES / UNBUDGETED ITEMS:	\$0.00	\$0.00	\$0.00	\$0.00
8000 REPAYMENTS:	\$0.00	\$0.00	\$0.00	\$0.00
TOTAL BUILDING FUND 2024-25 FISCAL YEAR	\$495,166.42	\$0.00	\$32,792.05	\$495,166.42

ESTIMATE OF NEEDS FOR THE FISCAL YEAR 2025-26		Estimate of Needs by	Approved by
PURPOSE:		Governing Board	County Excise Board
Current Expense		\$335,883.62	\$335,883.62
Pro rata share of County Assessor's Budget as determined by County Excise Board		\$0.00	\$0.00
GRAND TOTAL - Home School		\$335,883.62	\$335,883.62

CHILD NUTRITION FUND ACCOUNTS COVERING THE PERIOD JULY 1, 2024 TO JUNE 30, 2025
ESTIMATE OF NEEDS FOR 2025-2026

EXHIBIT 'D'

Schedule 1: Current Balance Sheet for June 30, 2025		Amount
ASSETS:		
Cash Balances		\$93,822.13
Investments		\$0.00
TOTAL ASSETS		\$93,822.13
LIABILITIES AND RESERVES:		
Warrants Outstanding		\$7,203.47
Reserve for Interest on Warrants		\$0.00
Reserves From Schedule 8		\$0.00
TOTAL LIABILITIES AND RESERVES		\$7,203.47
CASH FUND BALANCE JUNE 30, 2025		\$86,618.66
TOTAL LIABILITIES, RESERVES AND CASH FUND BALANCE		\$93,822.13

Schedule 2: Revenue and Requirements, 2024-2025		
REVENUE:	Estimated Budget	Actual Revenue & Expenditures
Revenues, Non-Revenue Receipts & Cash Balances (Schedule 6)	\$338,322.85	\$585,890.03
LESS: REQUIREMENTS:		
Expenditures (Schedule 8)	\$338,322.85	\$499,271.37
CASH FUND BALANCE JUNE 30, 2025	\$0.00	\$86,618.66

Schedule 3: Child Nutrition Fund Cash Accounts of Current and all Prior Years				
CURRENT AND ALL PRIOR YEARS	2024-25	2023-24	PRE-2023	Total
Cash Balance Reported to Excise Board 6-30-24	\$0.00	\$101,018.73	\$0.00	\$101,018.73
REVENUES, NON-REVENUE RECEIPTS & CASH BALANCE				
Revenues/Non-Rev (Sch 6 Source Codes 1000 to 5999)	\$506,389.78	\$0.00	\$0.00	\$506,389.78
Cash Balances Transferred (Sch 6 Source Code 6110)	\$73,623.30	-\$73,623.30	\$0.00	\$0.00
Prior Year Lapsed Appropri (Sch 6 Source Code 6130)	\$5,053.73	-\$5,053.73	\$0.00	\$0.00
Estopped Warrants (Sch 6 Source Code 6140)	\$823.22	-\$823.22	\$0.00	\$0.00
Interfund Transfers (Sch 6 Source Code 6200)	\$0.00	\$0.00	\$0.00	\$0.00
TOTAL REVENUES, NON-REVENUE RECEIPTS & CASH BALAN	\$585,890.03	-\$79,500.25	\$0.00	\$506,389.78
Warrants Paid of Year in Caption	\$492,067.90	\$21,518.48	\$0.00	\$513,586.38
TOTAL DISBURSEMENTS	\$492,067.90	\$21,518.48	\$0.00	\$513,586.38
CASH & INVESTMENTS BALANCE JUNE 30, 2025	\$93,822.13	\$0.00	\$0.00	\$93,822.13
Reserve for Warrants Outstanding (Schedule 4)	\$7,203.47	\$0.00	\$0.00	\$7,203.47
Reserve for Encumbrances (Schedule 8)	\$0.00	\$0.00	\$0.00	\$0.00
TOTAL LIABILITIES AND RESERVE	\$7,203.47	\$0.00	\$0.00	\$7,203.47
DEFICIT:	\$0.00	\$0.00	\$0.00	\$0.00
CASH FUND BAL FORWARD TO SUCCEEDING YEAR	\$86,618.66	\$0.00	\$0.00	\$86,618.66

Schedule 4: Child Nutrition Fund Warrant Accounts of Current and all Prior Years				
CURRENT AND ALL PRIOR YEARS	2024-25	2023-24	PRE-2023	Total
Warrants Outstanding 6-30 of Year in Caption	\$0.00	\$15,177.18	\$0.00	\$15,177.18
Warrants Registered During Year	\$499,271.37	\$7,164.52	\$0.00	\$506,435.89
TOTAL	\$499,271.37	\$22,341.70	\$0.00	\$521,613.07
Warrants Paid During Year	\$492,067.90	\$21,518.48	\$0.00	\$513,586.38
Warrants Converted to Bonds or Judgments	\$0.00	\$0.00	\$0.00	\$0.00
Warrants Estopped by Statute/Canceled	\$0.00	\$823.22	\$0.00	\$823.22
TOTAL WARRANTS RETIRED	\$492,067.90	\$22,341.70	\$0.00	\$514,409.60
BALANCE WARRANTS OUTSTANDING JUNE 30, 2025	\$7,203.47	\$0.00	\$0.00	\$7,203.47

SOURCE	2024-25 Account	
	AMOUNT ESTIMATED	ACTUALLY COLLECTED
1000 DISTRICT SOURCES OF REVENUE:		
1100 TAXES LEVIED/ASSESSED		
1110 Ad Valorem Tax Levy (Current Year)	\$0.00	\$0.00
1120 Ad Valorem Tax Levy (Prior Years)	\$0.00	\$0.00
1130 Revenue In Lieu Of Taxes	\$0.00	\$0.00
1140 Revenue From Local Governmental Units Other Than Leas	\$0.00	\$0.00
1190 Other Taxes	\$0.00	\$0.00
TOTAL TAXES LEVIED/ASSESSED		\$13,222.35
1200 Tuition & Fees	\$0.00	\$0.00
1300 Earnings on Investments and Bond Sales	\$0.00	\$0.00
1400 Rental, Disposals and Commissions	\$0.00	\$0.00
1500 Reimbursements	\$0.00	\$0.00
1600 Other Local Sources of Revenue	\$0.00	\$0.00
1700 CHILD NUTRITION PROGRAM	\$0.00	\$0.00
1710 Students' Lunches	\$0.00	\$0.00
1720 Students' Breakfasts	\$0.00	\$0.00
1730 Adult Lunches/Breakfasts	\$16,500.00	\$10,874.17
1740 Extra Food/A La Carte/Extra Milk	\$0.00	\$0.00
1750 Special Milk Program	\$0.00	\$0.00
1760 Contract Lunches, Breakfasts, Milk and Supplements	\$0.00	\$0.00
1790 Other District Revenue (Child Nutrition Programs)	\$10,000.00	\$0.00
TOTAL CHILD NUTRITION PROGRAM		\$0.00
1800 Athletics	\$0.00	\$0.00
TOTAL DISTRICT SOURCES OF REVENUE	\$26,500.00	\$10,874.17
2000 INTERMEDIATE SOURCES OF REVENUE:		
TOTAL INTERMEDIATE SOURCES OF REVENUE	\$0.00	\$0.00
3000 STATE SOURCES OF REVENUE:		
3100 Total Dedicated Revenue	\$0.00	\$0.00
3200 Total State Aid - General Operations - Non-Categorical	\$0.00	\$24,096.52
3300 State Aid - Competitive Grants - Categorical	\$0.00	\$0.00
3400 State - Categorical	\$0.00	\$0.00
3500 Special Programs	\$23,899.55	\$0.00
3600 Other State Sources of Revenue	\$0.00	\$27,317.58
3700 CHILD NUTRITION PROGRAM	\$0.00	\$0.00
3710 State Reimbursement	\$0.00	\$0.00
3720 State Matching	\$0.00	\$0.00
TOTAL CHILD NUTRITION PROGRAM		\$0.00
3800 State Vocational Programs - Multi-Source	\$0.00	\$0.00
TOTAL STATE SOURCES OF REVENUE	\$1,800.00	\$2,203.56
4000 FEDERAL SOURCES OF REVENUE:		
4100 Grants-In-Aid Direct From The Federal Government	\$1,800.00	\$2,203.56
4200 Disadvantaged Students	\$0.00	\$0.00
4300 Individuals With Disabilities	\$25,699.55	\$29,521.14
4400 No Child Left Behind	\$0.00	\$0.00
4500 Grants-In-Aid Passed Through Other State/Intermediate Sources	\$0.00	\$0.00
4600 Other Federal Sources Passed Through State Dept Of Education	\$0.00	\$0.00
4700 CHILD NUTRITION PROGRAMS	\$0.00	\$0.00
4710 Lunches	\$0.00	\$0.00
4720 Breakfasts	\$0.00	\$0.00
4707 Dept of Ag Food & Forestry	\$147,000.00	\$171,814.84
4740 Summer Food Service Program	\$52,000.00	\$56,301.60
4750 Child and Adult Food Program	\$0.00	\$0.00
TOTAL CHILD NUTRITION PROGRAMS	\$0.00	\$0.00
4800 Federal Vocational Education	\$0.00	\$10,000.00
TOTAL FEDERAL SOURCES OF REVENUE	\$199,000.00	\$198,823.29
5000 NON-REVENUE RECEIPTS:		
TOTAL NON-REVENUE RECEIPTS	\$0.00	\$436,939.73
6000 BALANCE SHEET ACCOUNTS		
6100 CASH ACCOUNTS	\$199,000.00	\$0.00
6110 Cash Forward	\$13,500.00	\$436,939.73
6130 Prior-Year Lapsed Appropriations (Schedule 6)	\$13,500.00	\$15,832.39
6140 Estopped Warrants by Statute		\$15,832.39
TOTAL CASH ACCOUNTS	\$73,623.30	\$73,623.30
6200 Interfund Transfers	\$0.00	\$5,053.73
TOTAL BALANCE SHEET ACCOUNTS	\$0.00	\$823.22
GRAND TOTAL	\$73,623.30	\$79,500.25
	\$338,322.85	\$79,500.25
		\$585,890.03

CHILD NUTRITION FUND ACCOUNTS COVERING THE PERIOD JULY 1, 2024 TO JUNE 30, 2025
ESTIMATE OF NEEDS FOR 2025-2026

EXHIBIT 'D'

Schedule 6: Revenue, Non-Revenue Receipts & Cash Balances (Continued)				
SOURCE	2024-25 Account	BASIS AND LIMIT OF ENSUING	ESTIMATED BY GOVERNING BOARD	APPROVED BY EXCISE BOARD
	OVER/UNDER			
1000 DISTRICT SOURCES OF REVENUE:				
1100 TAXES LEVIED/ASSESSED				
1110 Ad Valorem Tax Levy (Current Year)	\$0.00	0.00%	\$0.00	\$0.00
1120 Ad Valorem Tax Levy (Prior Years)	\$0.00	0.00%	\$0.00	\$0.00
1130 Revenue In Lieu Of Taxes	\$0.00	0.00%	\$0.00	\$0.00
1140 Revenue From Local Governmental Units Other Than Leas	\$0.00	0.00%	\$0.00	\$0.00
1190 Other Taxes	\$0.00	0.00%	\$0.00	\$0.00
TOTAL TAXES LEVIED/ASSESSED	\$0.00		\$0.00	\$0.00
1200 Tuition & Fees	\$0.00	0.00%	\$0.00	\$0.00
1300 Earnings on Investments and Bond Sales	\$0.00	0.00%	\$0.00	\$0.00
1400 Rental, Disposals and Commissions	\$0.00	0.00%	\$0.00	\$0.00
1500 Reimbursements	\$0.00	0.00%	\$0.00	\$0.00
1600 Other Local Sources of Revenue	\$13,222.35	0.00%	\$0.00	\$0.00
1700 CHILD NUTRITION PROGRAM				
1710 Students' Lunches	-\$5,625.83	78.17%	\$8,500.00	\$8,500.00
1720 Students' Breakfasts	\$0.00	0.00%	\$0.00	\$0.00
1730 Adult Lunches/Breakfasts	\$0.00	0.00%	\$0.00	\$0.00
1740 Extra Food/A La Carte/Extra Milk	\$0.00	0.00%	\$0.00	\$0.00
1750 Special Milk Program	\$0.00	0.00%	\$0.00	\$0.00
1760 Contract Lunches, Breakfasts, Milk and Supplements	-\$10,000.00	0.00%	\$0.00	\$0.00
1790 Other District Revenue (Child Nutrition Programs)	\$0.00	0.00%	\$0.00	\$0.00
TOTAL CHILD NUTRITION PROGRAM	-\$15,625.83		\$8,500.00	\$8,500.00
1800 Athletics	\$0.00	0.00%	\$0.00	\$0.00
TOTAL DISTRICT SOURCES OF REVENUE	-\$2,403.48		\$8,500.00	\$8,500.00
2000 INTERMEDIATE SOURCES OF REVENUE:	\$0.00	0.00%	\$0.00	\$0.00
TOTAL INTERMEDIATE SOURCES OF REVENUE	\$0.00		\$0.00	\$0.00
3000 STATE SOURCES OF REVENUE:				
3100 Total Dedicated Revenue	\$0.00	0.00%	\$0.00	\$0.00
3200 Total State Aid - General Operations - Non-Categorical	\$3,418.03	100.00%	\$27,317.58	\$27,317.58
3300 State Aid - Competitive Grants - Categorical	\$0.00	0.00%	\$0.00	\$0.00
3400 State - Categorical	\$0.00	0.00%	\$0.00	\$0.00
3500 Special Programs	\$0.00	0.00%	\$0.00	\$0.00
3600 Other State Sources of Revenue	\$0.00	0.00%	\$0.00	\$0.00
3700 CHILD NUTRITION PROGRAM				
3710 State Reimbursement	\$0.00	0.00%	\$0.00	\$0.00
3720 State Matching	\$403.56	90.76%	\$2,000.00	\$2,000.00
TOTAL CHILD NUTRITION PROGRAM	\$403.56		\$2,000.00	\$2,000.00
3800 State Vocational Programs - Multi-Source	\$0.00	0.00%	\$0.00	\$0.00
TOTAL STATE SOURCES OF REVENUE	\$3,821.59		\$29,317.58	\$29,317.58
4000 FEDERAL SOURCES OF REVENUE:				
4100 Grants-In-Aid Direct From The Federal Government	\$0.00	0.00%	\$0.00	\$0.00
4200 Disadvantaged Students	\$0.00	0.00%	\$0.00	\$0.00
4300 Individuals With Disabilities	\$0.00	0.00%	\$0.00	\$0.00
4400 No Child Left Behind	\$0.00	0.00%	\$0.00	\$0.00
4500 Grants-In-Aid Passed Through Other State/Intermediate Sources	\$0.00	0.00%	\$0.00	\$0.00
4600 Other Federal Sources Passed Through State Dept Of Education	\$0.00	0.00%	\$0.00	\$0.00
4700 CHILD NUTRITION PROGRAMS				
4710 Lunches	\$24,814.84	90.21%	\$155,000.00	\$155,000.00
4720 Breakfasts	\$4,301.60	88.81%	\$50,000.00	\$50,000.00
4730 Special Milk	\$0.00	0.00%	\$0.00	\$0.00
4740 Summer Food Service Program	\$10,000.00	90.00%	\$9,000.00	\$9,000.00
4750 Child and Adult Food Program	\$198,823.29	88.02%	\$175,000.00	\$175,000.00
TOTAL CHILD NUTRITION PROGRAMS	\$237,939.73		\$389,000.00	\$389,000.00
4800 Federal Vocational Education	\$0.00	0.00%	\$0.00	\$0.00
TOTAL FEDERAL SOURCES OF REVENUE	\$237,939.73		\$389,000.00	\$389,000.00
5000 NON-REVENUE RECEIPTS:	\$2,332.39	88.43%	\$14,000.00	\$14,000.00
TOTAL NON-REVENUE RECEIPTS	\$2,332.39		\$14,000.00	\$14,000.00
6000 BALANCE SHEET ACCOUNTS				
6100 CASH ACCOUNTS				
6110 Cash Forward	\$0.00	117.65%	\$86,618.66	\$86,618.66
6130 Prior-Year Lapsed Appropriations (Schedule 6)	\$5,053.73	0.00%	\$0.00	\$0.00
6140 Estopped Warrants by Statute	\$823.22	0.00%	\$0.00	\$0.00
TOTAL CASH ACCOUNTS	\$5,876.95		\$86,618.66	\$86,618.66
6200 Interfund Transfers	\$0.00	0.00%	\$0.00	\$0.00
TOTAL BALANCE SHEET ACCOUNTS	\$5,876.95		\$86,618.66	\$86,618.66
GRAND TOTAL	\$247,567.18		\$527,436.24	\$527,436.24

EXHIBIT 'D'

Schedule 7: Report of Prior Year Warrants Issued From Reserves			
FISCAL YEAR ENDING JUNE 30, 2024			
	RESERVES 06-30-2024	WARRANTS ISSUED SINCE	BALANCE LAPSED
TOTAL PRIOR YEAR RESERVES	\$12,218.25	\$7,164.52	\$5,053.73

Schedule 8: Report of Current Year Expenditures			
APPROPRIATED ACCOUNTS	FISCAL YEAR ENDING JUNE 30, 2025		
	APPROPRIATIONS		
	ORIGINAL	SUPPLEMENTAL ADJUSTMENTS	FINAL APPROPRIATIONS
1000 INSTRUCTION:			
TOTAL INSTRUCTION	\$0.00	\$0.00	\$0.00
2000 SUPPORT SERVICES:			
TOTAL SUPPORT SERVICES	\$0.00	\$0.00	\$0.00
3000 OPERATION OF NON-INSTRUCTION SERVICES:			
3100 CHILD NUTRITION PROGRAMS OPERATIONS			
3110 Supervision of Child Nutrition Programs Operations	\$0.00	\$0.00	\$0.00
3120 Food Preparation & Dispensing Services	\$117,684.31	\$0.00	\$117,684.31
3130 Food and Supplies Delivery Services	\$25.24	\$0.00	\$25.24
3140 Other Direct/Related Child Nutrition Programs Services	\$37,060.26	\$0.00	\$37,060.26
3150 Food Procurement Services	\$183,216.01	\$0.00	\$183,216.01
3160 Non-Reimbursable Services	\$0.00	\$0.00	\$0.00
3180 Nutrition Education & Staff Development	\$0.00	\$0.00	\$0.00
3190 Other Child Nutrition Programs Operations	\$0.00	\$0.00	\$0.00
TOTAL CHILD NUTRITION PROGRAMS OPERATIONS	\$337,985.82	\$0.00	\$337,985.82
3200 Other Enterprise Service Operations	\$0.00	\$0.00	\$0.00
3300 Community Services Operations	\$0.00	\$0.00	\$0.00
TOTAL OPERATION OF NON-INSTRUCTION SERVICES	\$337,985.82	\$0.00	\$337,985.82
4000 FACILITIES ACQUISITION & CONSTRUCTION SERV:			
4100 Supv. of Facilities Acquisition and Construction	\$0.00	\$0.00	\$0.00
4200 Site Acquisition Services	\$0.00	\$0.00	\$0.00
4300 Site Improvement Services	\$0.00	\$0.00	\$0.00
4400 Architecture and Engineering Services	\$0.00	\$0.00	\$0.00
4500 Educational Specifications Development Services	\$0.00	\$0.00	\$0.00
4600 Building Acquisition and Construction Services	\$0.00	\$0.00	\$0.00
4700 Building Improvement Services	\$0.00	\$0.00	\$0.00
4900 Other Facilities Acquisition and Const. Services	\$0.00	\$0.00	\$0.00
TOTAL FACILITIES ACQUISITION & CONST. SERVICES	\$0.00	\$0.00	\$0.00
5000 OTHER OUTLAYS:			
5100 Debt Service	\$0.00	\$0.00	\$0.00
5200 Reimbursement(Child Nutrition Fund)	\$0.00	\$0.00	\$0.00
5300 Clearing Account	\$0.00	\$0.00	\$0.00
5400 Indirect Cost Entitlement	\$0.00	\$0.00	\$0.00
5500 Private Nonprofit Schools	\$0.00	\$0.00	\$0.00
5600 Correcting Entry	\$337.03	\$0.00	\$337.03
TOTAL OTHER OUTLAYS	\$337.03	\$0.00	\$337.03
7000 OTHER USES:			
TOTAL OTHER USES	\$0.00	\$161,533.97	\$161,533.97
8000 REPAYMENTS:			
TOTAL REPAYMENTS	\$0.00	\$0.00	\$0.00
TOTAL CHILD NUTRITION FUND 2024-25 FISCAL YEAR	\$338,322.85	\$161,533.97	\$499,856.82

CHILD NUTRITION FUND ACCOUNTS COVERING THE PERIOD JULY 1, 2024 TO JUNE 30, 2025
ESTIMATE OF NEEDS FOR 2025-2026

EXHIBIT 'D'

Schedule 8: Report of Current Year Expenditures (Continued)				
FISCAL YEAR ENDING JUNE 30, 2025				
APPROPRIATED ACCOUNTS	WARRANTS ISSUED	RESERVES	LAPSED BALANCE KNOWN TO BE UNENCUMBERED	2024-2025 EXPENDITURES FOR CURRENT EXPENSE PURPOSES
1000 INSTRUCTION:	\$0.00	\$0.00	\$0.00	\$0.00
TOTAL INSTRUCTION	\$0.00	\$0.00	\$0.00	\$0.00
2000 SUPPORT SERVICES:	\$0.00	\$0.00	\$0.00	\$0.00
TOTAL SUPPORT SERVICES	\$0.00	\$0.00	\$0.00	\$0.00
3000 OPERATION OF NON-INSTRUCTION SERVICES:				
3100 CHILD NUTRITION PROGRAMS OPERATIONS				
3110 Supervision of Child Nutrition Programs Operations	\$5,086.97	\$0.00	-\$5,086.97	\$5,086.97
3120 Food Preparation & Dispensing Services	\$122,015.87	\$0.00	-\$4,331.56	\$122,015.87
3130 Food and Supplies Delivery Services	\$3,165.57	\$0.00	-\$3,140.33	\$3,165.57
3140 Other Direct/Related Child Nutrition Programs Services	\$34,401.37	\$0.00	\$2,658.89	\$34,401.37
3150 Food Procurement Services	\$333,791.86	\$0.00	-\$150,575.85	\$333,791.86
3160 Non-Reimbursable Services	\$170.00	\$0.00	-\$170.00	\$170.00
3180 Nutrition Education & Staff Development	\$0.00	\$0.00	\$0.00	\$0.00
3190 Other Child Nutrition Programs Operations	\$639.73	\$0.00	-\$639.73	\$639.73
TOTAL CHILD NUTRITION PROGRAMS OPERATIONS	\$499,271.37	\$0.00	-\$161,285.55	\$499,271.37
3200 Other Enterprise Service Operations	\$0.00	\$0.00	\$0.00	\$0.00
3300 Community Services Operations	\$0.00	\$0.00	\$0.00	\$0.00
TOTAL OPERATION OF NON-INSTRUCTION SERVICES	\$499,271.37	\$0.00	-\$161,285.55	\$499,271.37
4000 FACILITIES ACQUISITION & CONSTRUCTION SERV:				
4100 Supv. of Facilities Acquisition and Construction	\$0.00	\$0.00	\$0.00	\$0.00
4200 Site Acquisition Services	\$0.00	\$0.00	\$0.00	\$0.00
4300 Site Improvement Services	\$0.00	\$0.00	\$0.00	\$0.00
4400 Architecture and Engineering Services	\$0.00	\$0.00	\$0.00	\$0.00
4500 Educational Specifications Development Services	\$0.00	\$0.00	\$0.00	\$0.00
4600 Building Acquisition and Construction Services	\$0.00	\$0.00	\$0.00	\$0.00
4700 Building Improvement Services	\$0.00	\$0.00	\$0.00	\$0.00
4900 Other Facilities Acquisition and Const. Services	\$0.00	\$0.00	\$0.00	\$0.00
TOTAL FACILITIES ACQUISITION & CONST. SERVICES	\$0.00	\$0.00	\$0.00	\$0.00
5000 OTHER OUTLAYS:				
5100 Debt Service	\$0.00	\$0.00	\$0.00	\$0.00
5200 Reimbursement(Child Nutrition Fund)	\$0.00	\$0.00	\$0.00	\$0.00
5300 Clearing Account	\$0.00	\$0.00	\$0.00	\$0.00
5400 Indirect Cost Entitlement	\$0.00	\$0.00	\$0.00	\$0.00
5500 Private Nonprofit Schools	\$0.00	\$0.00	\$0.00	\$0.00
5600 Correcting Entry	\$0.00	\$0.00	\$337.03	\$0.00
TOTAL OTHER OUTLAYS	\$0.00	\$0.00	\$337.03	\$0.00
7000 OTHER USES:	\$0.00	\$0.00	\$161,533.97	\$0.00
TOTAL OTHER USES	\$0.00	\$0.00	\$161,533.97	\$0.00
8000 REPAYMENTS:	\$0.00	\$0.00	\$0.00	\$0.00
TOTAL REPAYMENTS	\$0.00	\$0.00	\$0.00	\$0.00
TOTAL CHILD NUTRITION FUND 2024-25 FISCAL YEAR	\$499,271.37	\$0.00	\$585.45	\$499,271.37

ESTIMATE OF NEEDS FOR THE FISCAL YEAR 2025-26		Estimate of Needs by	Approved by
PURPOSE:		Governing Board	County Excise Board
Current Expense		\$527,436.24	\$527,436.24
Pro rata share of County Assessor's Budget as determined by County Excise Board		\$0.00	\$0.00
GRAND TOTAL - Home School		\$527,436.24	\$527,436.24

SINKING FUND ACCOUNTS COVERING THE PERIOD JULY 1, 2024 TO JUNE 30, 2025
ESTIMATE OF NEEDS FOR 2025-2026

EXHIBIT "E"

Schedule 1: Detail of Bond and Coupon Indebtedness as of June 30, 2025 - Not Affecting Homesteads (New)					
PURPOSE OF BOND ISSUE:					2023 Building Bonds
Date Of Issue					6/1/2023
Date Of Sale By Delivery					6/1/2023
HOW AND WHEN BONDS MATURE:					
Uniform Maturities:					
Date Maturity Begins					6/1/2025
Amount Of Each Uniform Maturity					\$ 0.00
Final Maturity Otherwise:					
Date of Final Maturity					6/1/2025
Amount of Final Maturity					\$ 1,055,000.00
AMOUNT OF ORIGINAL ISSUE					\$ 1,055,000.00
Cancelled, In Judgement Or Delayed For Final Levy Year					\$ 0.00
Basis of Accruals Contemplated on Net Collections or Better in Anticipation:					
Bond Issues Accruing By Tax Levy					\$ 1,055,000.00
Years To Run					2
Normal Annual Accrual					\$ 0.00
Tax Years Run					2
Accrual Liability To Date					\$ 1,055,000.00
Deductions From Total Accruals:					
Bonds Paid Prior To 6-30-2024					\$ 0.00
Bonds Paid During 2024-2025					\$ 1,055,000.00
Matured Bonds Unpaid					\$ 0.00
Balance Of Accrual Liability					\$ 0.00
TOTAL BONDS OUTSTANDING 6-30-2025:					
Matured					\$ 0.00
Unmatured					\$ 0.00
Coupon Computation:	Coupon Date	Unmatured Amount	% Int.	Months	Interest Amount
Bonds and Coupons				Mo.	\$ 0.00
Bonds and Coupons				Mo.	\$ 0.00
Bonds and Coupons				Mo.	\$ 0.00
Bonds and Coupons				Mo.	\$ 0.00
Bonds and Coupons				Mo.	\$ 0.00
Bonds and Coupons				Mo.	\$ 0.00
Bonds and Coupons				Mo.	\$ 0.00
Bonds and Coupons				Mo.	\$ 0.00
Bonds and Coupons				Mo.	\$ 0.00
Bonds and Coupons				Mo.	\$ 0.00
Requirement for Interest Earnings After Last Tax-Levy Year:					
Terminal Interest To Accrue					\$ 0.00
Years To Run					0
Accrue Each Year					\$ 0.00
Tax Years Run					0
Total Accrual To Date					\$ 0.00
Current Interest Earned Through 2025-2026					\$ 0.00
Total Interest To Levy For 2025-2026					\$ 0.00
INTEREST COUPON ACCOUNT:					
Interest Earned But Unpaid 6-30-2024:					
Matured					\$ 0.00
Unmatured					\$ 4,527.71
Interest Earnings 2024-2025					\$ 49,804.79
Coupons Paid Through 2024-2025					\$ 54,332.50
Interest Earned But Unpaid 6-30-2025:					
Matured					\$ 0.00
Unmatured					\$ 0.00

SINKING FUND ACCOUNTS COVERING THE PERIOD JULY 1, 2024 TO JUNE 30, 2025
ESTIMATE OF NEEDS FOR 2025-2026

EXHIBIT "E"

Schedule 1: Detail of Bond and Coupon Indebtedness as of June 30, 2025 - Not Affecting Homesteads (New)					
PURPOSE OF BOND ISSUE:				2023 GOCP Bonds	
Date Of Issue				12/1/2023	
Date Of Sale By Delivery				12/1/2023	
HOW AND WHEN BONDS MATURE:					
Uniform Maturities:					
Date Maturity Begins				12/1/2025	
Amount Of Each Uniform Maturity				\$ 400,000.00	
Final Maturity Otherwise:					
Date of Final Maturity				12/1/2026	
Amount of Final Maturity				\$ 880,000.00	
AMOUNT OF ORIGINAL ISSUE				\$ 1,280,000.00	
Cancelled, In Judgement Or Delayed For Final Levy Year				\$ 0.00	
Basis of Accruals Contemplated on Net Collections or Better in Anticipation:					
Bond Issues Accruing By Tax Levy				\$ 1,280,000.00	
Years To Run				2	
Normal Annual Accrual				\$ 1,130,000.00	
Tax Years Run				1	
Accrual Liability To Date				\$ 150,000.00	
Deductions From Total Accruals:					
Bonds Paid Prior To 6-30-2024				\$ 0.00	
Bonds Paid During 2024-2025				\$ 0.00	
Matured Bonds Unpaid				\$ 0.00	
Balance Of Accrual Liability				\$ 150,000.00	
TOTAL BONDS OUTSTANDING 6-30-2025:					
Matured				\$ 0.00	
Unmatured				\$ 1,280,000.00	
Coupon Computation:	Coupon Date	Unmatured Amount	% Int.	Months	Interest Amount
Bonds and Coupons				Mo.	\$ 0.00
Bonds and Coupons	12/1/2025	\$ 400,000.00	4.500%	5 Mo.	\$ 7,500.00
Bonds and Coupons	12/1/2026	\$ 880,000.00	4.500%	12 Mo.	\$ 39,600.00
Bonds and Coupons				Mo.	\$ 0.00
Bonds and Coupons				Mo.	\$ 0.00
Bonds and Coupons				Mo.	\$ 0.00
Bonds and Coupons				Mo.	\$ 0.00
Bonds and Coupons				Mo.	\$ 0.00
Bonds and Coupons				Mo.	\$ 0.00
Bonds and Coupons				Mo.	\$ 0.00
Bonds and Coupons				Mo.	\$ 0.00
Bonds and Coupons				Mo.	\$ 0.00
Requirement for Interest Earnings After Last Tax-Levy Year:					
Terminal Interest To Accrue				\$ 16,500.00	
Years To Run				2	
Accrue Each Year				\$ 8,250.00	
Tax Years Run				1	
Total Accrual To Date				\$ 8,250.00	
Current Interest Earned Through 2025-2026				\$ 47,100.00	
Total Interest To Levy For 2025-2026				\$ 55,350.00	
INTEREST COUPON ACCOUNT:					
Interest Earned But Unpaid 6-30-2024:					
Matured				\$ 0.00	
Unmatured				\$ 0.00	
Interest Earnings 2024-2025				\$ 91,200.00	
Coupons Paid Through 2024-2025				\$ 86,400.00	
Interest Earned But Unpaid 6-30-2025:					
Matured				\$ 0.00	
Unmatured				\$ 4,800.00	

SINKING FUND ACCOUNTS COVERING THE PERIOD JULY 1, 2024 TO JUNE 30, 2025
ESTIMATE OF NEEDS FOR 2025-2026

EXHIBIT "E"

Schedule I: Detail of Bond and Coupon Indebtedness as of June 30, 2025 - Not Affecting Homesteads (New)		Total All Bonds
PURPOSE OF BOND ISSUE:		
HOW AND WHEN BONDS MATURE:		
Uniform Maturities:		
Amount Of Each Uniform Maturity		\$ 400,000.00
Final Maturity Otherwise:		
Amount of Final Maturity		\$ 1,935,000.00
AMOUNT OF ORIGINAL ISSUE		\$ 2,335,000.00
Cancelled, In Judgement Or Delayed For Final Levy Year		\$ 0.00
Basis of Accruals Contemplated on Net Collections or Better in Anticipation:		
Bond Issues Accruing By Tax Levy		\$ 2,335,000.00
Normal Annual Accrual		\$ 1,130,000.00
Accrual Liability To Date		\$ 1,205,000.00
Deductions From Total Accruals:		
Bonds Paid Prior To 6-30-2024		\$ 0.00
Bonds Paid During 2024-2025		\$ 1,055,000.00
Matured Bonds Unpaid		\$ 0.00
Balance Of Accrual Liability		\$ 150,000.00
TOTAL BONDS OUTSTANDING 6-30-2025:		
Matured		\$ 0.00
Unmatured		\$ 1,280,000.00
Requirement for Interest Earnings After Last Tax-Levy Year:		
Terminal Interest To Accrue		\$ 16,500.00
Accrue Each Year		\$ 8,250.00
Total Accrual To Date		\$ 8,250.00
Current Interest Earned Through 2025-2026		\$ 47,100.00
Total Interest To Levy For 2025-2026		\$ 55,350.00
INTEREST COUPON ACCOUNT:		
Interest Earned But Unpaid 6-30-2024:		
Matured		\$ 0.00
Unmatured		\$ 4,527.71
Interest Earnings 2024-2025		\$ 141,004.79
Coupons Paid Through 2024-2025		\$ 140,732.50
Interest Earned But Unpaid 6-30-2025:		
Matured		\$ 0.00
Unmatured		\$ 4,800.00

EXHIBIT "E"

Schedule 2: Detail of Judgment Indebtedness as of June 30, 2025 - Not Affecting Homesteads (New)						
Judgments For Indebtedness Originally Incurred After January 8, 1937. (New)						
IN FAVOR OF	First United Bank					TOTAL ALL JUDGMENTS
BY WHOM OWNED	First United Bank					
PURPOSE OF JUDGMENT	Settlement					
Case Number	CIV-21-797-D					
NAME OF COURT	US Distr CT of Western Oklahoma					
Date of Judgment	9/18/2024					
Principal Amount of Judgment	\$ 6,000,000.00	\$ 0.00	\$ 0.00	\$ 0.00	\$ 0.00	\$ 6,000,000.00
Interest Rate Assigned by Court	9.5% - 10.5%	0.00%	0.00%	0.00%	0.00%	
Tax Levies Made	0	0	0	0	0	
Principal Amount Provided for to June 30, 2024	\$ 0.00	\$ 0.00	\$ 0.00	\$ 0.00	\$ 0.00	\$ 0.00
Principal Amount Provided for in 2024-2025	\$ 0.00	\$ 0.00	\$ 0.00	\$ 0.00	\$ 0.00	\$ 0.00
PRINCIPAL AMOUNT NOT PROVIDED FOR	\$ 0.00	\$ 0.00	\$ 0.00	\$ 0.00	\$ 0.00	\$ 0.00
AMOUNT TO PROVIDE BY TAX LEVY FISCAL YEAR 2025-2026						
Principal 1/3	\$ 2,000,000.00	\$ 0.00	\$ 0.00	\$ 0.00	\$ 0.00	\$ 2,000,000.00
Interest	\$ 1,002,136.99	\$ 0.00	\$ 0.00	\$ 0.00	\$ 0.00	\$ 1,002,136.99
FOR ALL JUDGMENTS REPORTED						
LEVIED FOR BUT UNPAID JUDGMENT OBLIGATIONS						
OUTSTANDING JUNE 30, 2024						
Principal	\$ 0.00	\$ 0.00	\$ 0.00	\$ 0.00	\$ 0.00	\$ 0.00
Interest	\$ 0.00	\$ 0.00	\$ 0.00	\$ 0.00	\$ 0.00	\$ 0.00
JUDGMENT OBLIGATIONS SINCE LEVIED FOR:						
Principal	\$ 0.00	\$ 0.00	\$ 0.00	\$ 0.00	\$ 0.00	\$ 0.00
Interest	\$ 0.00	\$ 0.00	\$ 0.00	\$ 0.00	\$ 0.00	\$ 0.00
JUDGMENT OBLIGATIONS SINCE PAID:						
Principal	\$ 0.00	\$ 0.00	\$ 0.00	\$ 0.00	\$ 0.00	\$ 0.00
Interest	\$ 0.00	\$ 0.00	\$ 0.00	\$ 0.00	\$ 0.00	\$ 0.00
LEVIED BUT UNPAID JUDGMENT OBLIGATIONS						
OUTSTANDING JUNE 30, 2025						
Principal	\$ 0.00	\$ 0.00	\$ 0.00	\$ 0.00	\$ 0.00	\$ 0.00
Interest	\$ 0.00	\$ 0.00	\$ 0.00	\$ 0.00	\$ 0.00	\$ 0.00
Total	\$ 0.00	\$ 0.00	\$ 0.00	\$ 0.00	\$ 0.00	\$ 0.00

Schedule 3: Prepaid Judgments as of June 30, 2025						
Prepaid Judgments On Indebtedness Originating After January 8, 1937						
NAME OF JUDGMENT						TOTAL ALL PREPAID JUDGMENTS
CASE NUMBER						
NAME OF COURT						
Principal Amount of Judgment	\$ 0.00	\$ 0.00	\$ 0.00	\$ 0.00	\$ 0.00	
Tax Levies Made	0	0	0	0	0	\$ 0.00
Unreimbursed Balance At June 30, 2024	\$ 0.00	\$ 0.00	\$ 0.00	\$ 0.00	\$ 0.00	\$ 0.00
Reimbursement By 2024-2025 Tax Levy	\$ 0.00	\$ 0.00	\$ 0.00	\$ 0.00	\$ 0.00	\$ 0.00
Annual Accrual On Prepaid Judgments	\$ 0.00	\$ 0.00	\$ 0.00	\$ 0.00	\$ 0.00	\$ 0.00
Stricken By Court Order	\$ 0.00	\$ 0.00	\$ 0.00	\$ 0.00	\$ 0.00	\$ 0.00
Asset Balance	\$ 0.00	\$ 0.00	\$ 0.00	\$ 0.00	\$ 0.00	\$ 0.00

SINKING FUND ACCOUNTS COVERING THE PERIOD JULY 1, 2024 TO JUNE 30, 2025
ESTIMATE OF NEEDS FOR 2025-2026

EXHIBIT "E"

Schedule 4: Sinking Fund Cash Statement		
Revenue Receipts and Disbursements (Fund 41)	SINKING FUND	
	Detail	Extension
Cash on Hand June 30, 2024		\$ 245,858.79
Investments Since Liquidated	\$ 0.00	
COLLECTED AND APPORTIONED:		
Contributions From Other Districts	\$ 0.00	
2023 and Prior Ad Valorem Tax	\$ 25,416.95	
2024 Ad Valorem Tax	\$ 1,126,716.27	
Miscellaneous Receipts	\$ 4,002.56	
TOTAL RECEIPTS		\$ 1,156,135.78
TOTAL RECEIPTS AND BALANCE		\$ 1,401,994.57
DISBURSEMENTS:		
Coupons Paid	\$ 140,732.50	
Interest Paid on Past-Due Coupons	\$ 0.00	
Bonds Paid	\$ 1,055,000.00	
Interest Paid on Past-Due Bonds	\$ 0.00	
Commission Paid to Fiscal Agency	\$ 0.00	
Judgments Paid	\$ 0.00	
Interest Paid on Such Judgments	\$ 0.00	
Investments Purchased	\$ 0.00	
Judgments Paid Under 62 O.S. 1981, Sect 435	\$ 0.00	
TOTAL DISBURSEMENTS		\$ 1,195,732.50
CASH BALANCE ON HAND JUNE 30, 2025		\$206,262.07

Schedule 5: Sinking Fund Balance Sheet		
	SINKING FUND	
	Detail	Extension
Cash Balance on Hand June 30, 2025		\$ 206,262.07
Legal Investments Properly Maturing	\$ 0.00	
Judgments Paid to Recover by Tax Levy	\$ 0.00	
TOTAL LIQUID ASSETS		\$ 206,262.07
DEDUCT MATURED INDEBTEDNESS:		
a. Past-Due Coupons	\$ 0.00	
b. Interest Accrued Thereon	\$ 0.00	
c. Past-Due Bonds	\$ 0.00	
d. Interest Thereon After Last Coupon	\$ 0.00	
e. Fiscal Agent Commission On Above	\$ 0.00	
f. Judgements and Interest Levied for But Unpaid	\$ 0.00	
TOTAL Items a. Through f. (To Extension Column)		\$ 0.00
BALANCE OF ASSETS SUBJECT TO ACCRUALS		\$ 206,262.07
DEDUCT ACCRUAL RESERVES IF ASSETS SUFFICIENT:		
g. Earned Unmatured Interest	\$ 4,800.00	
h. Accrual on Final Coupons	\$ 8,250.00	
i. Accrued on Unmatured Bonds	\$ 150,000.00	
TOTAL Items g. Through i. (To Extension Column)		\$ 163,050.00
EXCESS OF ASSETS OVER ACCRUAL RESERVES		\$ 43,212.07

Schedule 6: Estimate of Sinking Fund Needs		
	SINKING FUND	
	Computed By Governing Board	Provided By Excise Board
Interest Earnings on Bonds	\$ 55,350.00	\$ 55,350.00
Accrual on Unmatured Bonds	\$ 1,130,000.00	\$ 1,130,000.00
Annual Accrual on "Prepaid" Judgments	\$ 0.00	\$ 0.00
Annual Accrual on Unpaid Judgments	\$ 2,000,000.00	\$ 2,000,000.00
Interest on Unpaid Judgments	\$ 1,002,136.99	\$ 1,002,136.99
Participating Contributions (Annexations):	\$ 0.00	\$ 0.00
For Credit to School Dist. No.	\$ 0.00	\$ 0.00
For Credit to School Dist. No.	\$ 0.00	\$ 0.00
For Credit to School Dist. No.	\$ 0.00	\$ 0.00
For Credit to School Dist. No.	\$ 0.00	\$ 0.00
Annual Accrual From Exhibit KK	\$ 0.00	\$ 0.00
TOTAL SINKING FUND PROVISION	\$ 4,187,486.99	\$ 4,187,486.99

SINKING FUND ACCOUNTS COVERING THE PERIOD JULY 1, 2024 TO JUNE 30, 2025
ESTIMATE OF NEEDS FOR 2025-2026

EXHIBIT "E"

Schedule 7: Ad Valorem Tax Account - Sinking Funds			
ACCOUNTS COVERING THE PERIOD JULY 1, 2024 TO JUNE 30, 2025			
Gross Value	\$	Net Value	Amount
	0.00		29.76 Mills
			39,260,456.00
Total Proceeds of Levy as Certified			
			\$ 1,168,569.90
Additions:			
			\$ 0.00
Deductions:			
			\$ 0.00
Gross Balance Tax			
			\$ 1,168,569.90
Less Reserve for Delinquent Tax			
			\$ 55,646.19
Reserve for Protests Pending			
			\$ 0.00
Balance Available Tax			
			\$ 1,112,923.71
Deduct 2024 Tax Apportioned			
			\$ 1,126,716.27
Net Balance 2024 Tax in Process of Collection			
			\$ 0.00
Excess Collections			
			\$ 13,792.56

Schedule 8: Sinking Fund Contributions From Other Districts Due To Boundary Changes			
SCHOOL DISTRICT CONTRIBUTIONS		SINKING FUND	
		Actually Received	Provided For in Budget of Contributing School District
From School District No.		\$ 0.00	\$ 0.00
From School District No.		\$ 0.00	\$ 0.00
From School District No.		\$ 0.00	\$ 0.00
From School District No.		\$ 0.00	\$ 0.00
From School District No.		\$ 0.00	\$ 0.00
From School District No.		\$ 0.00	\$ 0.00
From School District No.		\$ 0.00	\$ 0.00
From School District No.		\$ 0.00	\$ 0.00
From School District No.		\$ 0.00	\$ 0.00
TOTALS		\$ 0.00	\$ 0.00

SINKING FUND ACCOUNTS COVERING THE PERIOD JULY 1, 2024 TO JUNE 30, 2025
ESTIMATE OF NEEDS FOR 2025-2026

EXHIBIT "E"

Schedule 10: Miscellaneous Revenue	2024-25 ACCOUNT
Source	Amount
1000 DISTRICT SOURCES OF REVENUE:	
1200 Tuition & Fees	\$ 0.00
1300 EARNINGS ON INVESTMENTS AND BOND SALES	
1310 Interest Earnings	\$ 0.00
1320 Dividends on Insurance Policies	\$ 0.00
1330 Premium on Bonds Sold	\$ 0.00
1340 Accrued Interest on Bond Sales	\$ 0.00
1350 Interest on Taxes	\$ 0.00
1360 Earnings From Oklahoma Commission on School Funds Management	\$ 0.00
1370 Proceeds From Sale of Original Bonds	\$ 0.00
1390 Other Earnings on Investments	\$ 0.00
TOTAL EARNINGS ON INVESTMENTS AND BOND SALES	\$ 0.00
1400 RENTAL, DISPOSALS AND COMMISSIONS	
1410 Rental of School Facilities	\$ 0.00
1420 Rental of Property Other Than School Facilities	\$ 0.00
1430 Sales of Building and/or Real Estate	\$ 0.00
1440 Sales of Equipment, Services and Materials	\$ 0.00
1450 Bookstore Revenue	\$ 0.00
1460 Commissions	\$ 0.00
1470 Shop Revenue	\$ 0.00
1490 Other Rental, Disposals and Commissions	\$ 0.00
TOTAL RENTAL, DISPOSALS AND COMMISSIONS	\$ 0.00
1500 Reimbursements	\$ 0.00
1600 Other Local Sources of Revenue	\$ 0.00
1700 Child Nutrition Programs	\$ 0.00
1800 Athletics	\$ 0.00
TOTAL DISTRICT SOURCES OF REVENUE	\$ 0.00
2000 INTERMEDIATE SOURCES OF REVENUE:	
2100 County 4 Mill Ad Valorem Tax	\$ 0.00
2200 County Apportionment (Mortgage Tax)	\$ 0.00
2300 Resale of Property Fund Distribution	\$ 0.00
2900 Other Intermediate Sources of Revenue	\$ 0.00
TOTAL INTERMEDIATE SOURCES OF REVENUE	\$ 0.00
3000 STATE SOURCES OF REVENUE:	
3100 Total Dedicated Revenue	\$ 4,002.56
3200 Total State Aid - General Operations - Non-Categorical	\$ 0.00
3300 State Aid - Competitive Grants - Categorical	\$ 0.00
3400 State - Categorical	\$ 0.00
3500 Special Programs	\$ 0.00
3600 Other State Sources of Revenue	\$ 0.00
3700 Child Nutrition Program	\$ 0.00
3800 State Vocational Programs - Multi-Source	\$ 0.00
TOTAL STATE SOURCES OF REVENUE	\$ 4,002.56
4000 FEDERAL SOURCES OF REVENUE:	
TOTAL FEDERAL SOURCES OF REVENUE	\$ 0.00
5000 NON-REVENUE RECEIPTS:	
TOTAL NON-REVENUE RECEIPTS	\$ 0.00
GRAND TOTAL	\$ 4,002.56

TOTAL CAPITAL PROJECT FUND ACCOUNTS COVERING THE PERIOD JULY 1, 2024 TO JUNE 30, 2025
ESTIMATE OF NEEDS FOR 2025-2026

EXHIBIT "G"

Schedule 1: Current Balance Sheet - June 30, 2025	TOTAL OF ALL FUNDS
ASSETS:	Amount
Cash Balances	\$987,413.99
Investments	\$0.00
TOTAL ASSETS	\$987,413.99
LIABILITIES AND RESERVES:	
Warrants Outstanding	\$2,915.27
Reserve for Interest on Warrants	\$0.00
Reserves From Schedule 8	\$142,872.38
TOTAL LIABILITIES AND RESERVES	\$145,787.65
CASH FUND BALANCE JUNE 30, 2025	\$841,626.34
TOTAL LIABILITIES, RESERVES AND CASH FUND BALANCE	\$987,413.99

Schedule 3: Capital Projects Fund Total Of All Funds Cash Accounts of Current and all Prior Years		
CURRENT AND ALL PRIOR YEARS	2024-25	2024 & Prior Years
Cash Balance Reported to Excise Board 6-30-24	\$0.00	\$1,643,018.72
REVENUES, NON-REVENUE RECEIPTS & CASH BALANCES		
1000 DISTRICT SOURCES OF REVENUE (Source 1000 to 1999)	\$289,235.90	
2000 INTERMEDIATE SOURCES OF REVENUE (Source 2000 to 2999)	\$0.00	
3000 STATE SOURCES OF REVENUE (Source 3000 to 3999)	\$0.00	
4000 FEDERAL SOURCES OF REVENUE (Source 4000 to 4999)	\$0.00	
5000 NON-REVENUE RECEIPTS (Source 5000 to 5999)	\$0.00	
6000 BALANCE SHEET ACCOUNTS		
6100 CASH ACCOUNTS		
6110 Cash Balances Transferred	\$1,609,661.29	
6130 Prior Year Lapsed Appropriations	\$32,655.03	
6140 Estopped Warrants	\$0.00	
TOTAL CASH ACCOUNTS	\$1,642,316.32	
6200 Interfund Transfers	\$0.00	
TOTAL BALANCE SHEET ACCOUNTS	\$1,642,316.32	
TOTAL REVENUES, NON-REV RECEIPTS & CASH BALANCES	\$1,931,552.22	\$702.40
Warrants Paid of Year in Caption	\$944,138.23	\$702.40
TOTAL DISBURSEMENTS	\$944,138.23	\$702.40
CASH & INVESTMENTS BALANCE JUNE 30, 2025	\$987,413.99	\$0.00
Reserve for Warrants Outstanding	\$2,915.27	\$0.00
Reserve for Interest on Warrants	\$0.00	\$0.00
Reserves From Schedule 8	\$142,872.38	\$0.00
TOTAL LIABILITIES AND RESERVE	\$145,787.65	\$0.00
DEFICIT	\$0.00	\$0.00
CASH FUND BAL FORWARD TO SUCCEEDING YEAR	\$841,626.34	\$0.00

Schedule 7: Report of Prior Year Warrants Issued From Reserves	FISCAL YEAR ENDING JUNE 30, 2024		
	RESERVES 6/30/24	WARRANTS SINCE ISSUED	BALANCE LAPSED APPROPRIATIONS
TOTAL PRIOR YEAR RESERVES	\$32,655.03	\$0.00	\$32,655.03

Schedule 8: Report of Current Year Expenditures	FISCAL YEAR ENDING JUNE 30, 2025		
	WARRANTS ISSUED	RESERVES	TOTAL EXPENDITURES
1000 Instruction	\$5,959.82	\$994.00	\$6,953.82
2000 Support Services	\$113,360.76	\$141,878.38	\$255,239.14
3000 Operation Of Non-Instruction Services	\$0.00	\$0.00	\$0.00
4000 Facilities Acquisition & Construction Services	\$827,732.92	\$0.00	\$827,732.92
5000 Other Outlays	\$0.00	\$0.00	\$0.00
7000 Other Uses	\$0.00	\$0.00	\$0.00
8000 Repayments	\$0.00	\$0.00	\$0.00
TOTAL EXPENDITURES 2024-25 FISCAL YEAR	\$947,053.50	\$142,872.38	\$1,089,925.88

CAPITAL PROJECT FUNDS BY ACCOUNTS COVERING THE PERIOD JULY 1, 2024 TO JUNE 30, 2025
ESTIMATE OF NEEDS FOR 2025-2026

EXHIBIT "G"

Schedule 1: Current Balance Sheet - June 30, 2025	2023 Building Bonds	Fund 31
ASSETS:		Amount
Cash Balances		\$363,160.64
Investments		\$0.00
TOTAL ASSETS		\$363,160.64
LIABILITIES AND RESERVES:		
Warrants Outstanding		\$0.00
Reserve for Interest on Warrants		\$0.00
Reserves From Schedule 8		\$0.00
TOTAL LIABILITIES AND RESERVES		\$0.00
CASH FUND BALANCE JUNE 30, 2025		\$363,160.64
TOTAL LIABILITIES, RESERVES AND CASH FUND BALANCE		\$363,160.64

Schedule 3: Capital Projects Fund 31 Cash Accounts of Current and all Prior Years		
CURRENT AND ALL PRIOR YEARS	2024-25	2024 & Prior Years
Cash Balance Reported to Excise Board 6-30 of Year in Caption	\$0.00	\$73,924.74
REVENUES, NON-REVENUE RECEIPTS & CASH BALANCES		
1000 DISTRICT SOURCES OF REVENUE (Source 1000 to 1999)	\$289,235.90	\$0.00
2000 INTERMEDIATE SOURCES OF REVENUE (Source 2000 to 2999)	\$0.00	\$0.00
3000 STATE SOURCES OF REVENUE (Source 3000 to 3999)	\$0.00	\$0.00
4000 FEDERAL SOURCES OF REVENUE (Source 4000 to 4999)	\$0.00	\$0.00
5000 NON-REVENUE RECEIPTS (Source 5000 to 5999)	\$0.00	\$0.00
6000 BALANCE SHEET ACCOUNTS		
6100 CASH ACCOUNTS		
6110 Cash Balances Transferred	\$73,924.74	-\$73,924.74
6130 Prior Year Lapsed Appropriations	\$0.00	
6140 Estopped Warrants	\$0.00	
TOTAL CASH ACCOUNTS	\$73,924.74	-\$73,924.74
6200 Interfund Transfers	\$0.00	
TOTAL BALANCE SHEET ACCOUNTS	\$73,924.74	-\$73,924.74
TOTAL REVENUES, NON-REV RECEIPTS & CASH BALANCES	\$363,160.64	\$0.00
Warrants Paid of Year in Caption	\$0.00	\$0.00
TOTAL DISBURSEMENTS	\$0.00	\$0.00
CASH & INVESTMENTS BALANCE JUNE 30, 2025	\$363,160.64	\$0.00
Reserve for Warrants Outstanding	\$0.00	\$0.00
Reserve for Interest on Warrants	\$0.00	\$0.00
Reserves From Schedule 8	\$0.00	\$0.00
TOTAL LIABILITIES AND RESERVE	\$0.00	\$0.00
DEFICIT	\$0.00	\$0.00
CASH FUND BAL FORWARD TO SUCCEEDING YEAR	\$363,160.64	\$0.00

Schedule 7: Report of Prior Year Warrants Issued From Reserves	FISCAL YEAR ENDING JUNE 30, 2024		
	RESERVES 6/30/24	WARRANTS SINCE ISSUED	BALANCE LAPSED APPROPRIATIONS
TOTAL PRIOR YEAR RESERVES	\$0.00	\$0.00	\$0.00

Schedule 8: Report of Current Year Expenditures	FISCAL YEAR ENDING JUNE 30, 2025		
	WARRANTS ISSUED	RESERVES	TOTAL EXPENDITURES
1000 Instruction	\$0.00	\$0.00	\$0.00
2000 Support Services	\$0.00	\$0.00	\$0.00
3000 Operation Of Non-Instruction Services	\$0.00	\$0.00	\$0.00
4000 Facilities Acquisition & Construction Services	\$0.00	\$0.00	\$0.00
5000 Other Outlays	\$0.00	\$0.00	\$0.00
7000 Other Uses	\$0.00	\$0.00	\$0.00
8000 Repayments	\$0.00	\$0.00	\$0.00
TOTAL EXPENDITURES 2024-25 FISCAL YEAR	\$0.00	\$0.00	\$0.00

CAPITAL PROJECT FUNDS BY ACCOUNTS COVERING THE PERIOD JULY 1, 2024 TO JUNE 30, 2025
ESTIMATE OF NEEDS FOR 2025-2026

EXHIBIT "G"

Schedule 1: Current Balance Sheet - June 30, 2025	2015 Building Bond	Fund 32
ASSETS:		Amount
Cash Balances		\$0.00
Investments		\$0.00
TOTAL ASSETS		\$0.00
LIABILITIES AND RESERVES:		
Warrants Outstanding		\$0.00
Reserve for Interest on Warrants		\$0.00
Reserves From Schedule 8		\$0.00
TOTAL LIABILITIES AND RESERVES		\$0.00
CASH FUND BALANCE JUNE 30, 2025		\$0.00
TOTAL LIABILITIES, RESERVES AND CASH FUND BALANCE		\$0.00

Schedule 3: Capital Projects Fund 32 Cash Accounts of Current and all Prior Years		
CURRENT AND ALL PRIOR YEARS	2024-25	2024 & Prior Years
Cash Balance Reported to Excise Board 6-30 of Year in Caption	\$0.00	\$523,019.35
REVENUES, NON-REVENUE RECEIPTS & CASH BALANCES		
1000 DISTRICT SOURCES OF REVENUE (Source 1000 to 1999)	\$0.00	\$0.00
2000 INTERMEDIATE SOURCES OF REVENUE (Source 2000 to 2999)	\$0.00	\$0.00
3000 STATE SOURCES OF REVENUE (Source 3000 to 3999)	\$0.00	\$0.00
4000 FEDERAL SOURCES OF REVENUE (Source 4000 to 4999)	\$0.00	\$0.00
5000 NON-REVENUE RECEIPTS (Source 5000 to 5999)	\$0.00	\$0.00
6000 BALANCE SHEET ACCOUNTS		
6100 CASH ACCOUNTS		
6110 Cash Balances Transferred	\$523,019.35	-\$523,019.35
6130 Prior Year Lapsed Appropriations	\$0.00	
6140 Estopped Warrants	\$0.00	
TOTAL CASH ACCOUNTS	\$523,019.35	-\$523,019.35
6200 Interfund Transfers	\$0.00	
TOTAL BALANCE SHEET ACCOUNTS	\$523,019.35	-\$523,019.35
TOTAL REVENUES, NON-REV RECEIPTS & CASH BALANCES	\$523,019.35	\$0.00
Warrants Paid of Year in Caption	\$523,019.35	\$0.00
TOTAL DISBURSEMENTS	\$523,019.35	\$0.00
CASH & INVESTMENTS BALANCE JUNE 30, 2025	\$0.00	\$0.00
Reserve for Warrants Outstanding	\$0.00	\$0.00
Reserve for Interest on Warrants	\$0.00	\$0.00
Reserves From Schedule 8	\$0.00	\$0.00
TOTAL LIABILITIES AND RESERVE	\$0.00	\$0.00
DEFICIT	\$0.00	\$0.00
CASH FUND BAL FORWARD TO SUCCEEDING YEAR	\$0.00	\$0.00

Schedule 7: Report of Prior Year Warrants Issued From Reserves	FISCAL YEAR ENDING JUNE 30, 2024		
	RESERVES 6/30/24	WARRANTS SINCE ISSUED	BALANCE LAPSED APPROPRIATIONS
TOTAL PRIOR YEAR RESERVES	\$0.00	\$0.00	\$0.00

Schedule 8: Report of Current Year Expenditures	FISCAL YEAR ENDING JUNE 30, 2025		
	WARRANTS ISSUED	RESERVES	TOTAL EXPENDITURES
1000 Instruction	\$0.00	\$0.00	\$0.00
2000 Support Services	\$0.00	\$0.00	\$0.00
3000 Operation Of Non-Instruction Services	\$0.00	\$0.00	\$0.00
4000 Facilities Acquisition & Construcion Services	\$523,019.35	\$0.00	\$523,019.35
5000 Other Outlays	\$0.00	\$0.00	\$0.00
7000 Other Uses	\$0.00	\$0.00	\$0.00
8000 Repayments	\$0.00	\$0.00	\$0.00
TOTAL EXPENDITURES 2024-25 FISCAL YEAR	\$523,019.35	\$0.00	\$523,019.35

CAPITAL PROJECT FUNDS BY ACCOUNTS COVERING THE PERIOD JULY 1, 2024 TO JUNE 30, 2025
ESTIMATE OF NEEDS FOR 2025-2026

EXHIBIT "G"

Schedule 1: Current Balance Sheet - June 30, 2025	2022 Building Bond	Fund 33
ASSETS:		Amount
Cash Balances		\$0.00
Investments		\$0.00
TOTAL ASSETS		\$0.00
LIABILITIES AND RESERVES:		
Warrants Outstanding		\$0.00
Reserve for Interest on Warrants		\$0.00
Reserves From Schedule 8		\$0.00
TOTAL LIABILITIES AND RESERVES		\$0.00
CASH FUND BALANCE JUNE 30, 2025		\$0.00
TOTAL LIABILITIES, RESERVES AND CASH FUND BALANCE		\$0.00

Schedule 3: Capital Projects Fund 33 Cash Accounts of Current and all Prior Years		
CURRENT AND ALL PRIOR YEARS	2024-25	2024 & Prior Years
Cash Balance Reported to Excise Board 6-30 of Year in Caption	\$0.00	\$13,000.00
REVENUES, NON-REVENUE RECEIPTS & CASH BALANCES		
1000 DISTRICT SOURCES OF REVENUE (Source 1000 to 1999)	\$0.00	\$0.00
2000 INTERMEDIATE SOURCES OF REVENUE (Source 2000 to 2999)	\$0.00	\$0.00
3000 STATE SOURCES OF REVENUE (Source 3000 to 3999)	\$0.00	\$0.00
4000 FEDERAL SOURCES OF REVENUE (Source 4000 to 4999)	\$0.00	\$0.00
5000 NON-REVENUE RECEIPTS (Source 5000 to 5999)	\$0.00	\$0.00
6000 BALANCE SHEET ACCOUNTS		
6100 CASH ACCOUNTS		
6110 Cash Balances Transferred	\$13,000.00	-\$13,000.00
6130 Prior Year Lapsed Appropriations	\$0.00	
6140 Estopped Warrants	\$0.00	
TOTAL CASH ACCOUNTS	\$13,000.00	-\$13,000.00
6200 Interfund Transfers	\$0.00	
TOTAL BALANCE SHEET ACCOUNTS	\$13,000.00	-\$13,000.00
TOTAL REVENUES, NON-REV RECEIPTS & CASH BALANCES	\$13,000.00	\$0.00
Warrants Paid of Year in Caption	\$13,000.00	\$0.00
TOTAL DISBURSEMENTS	\$13,000.00	\$0.00
CASH & INVESTMENTS BALANCE JUNE 30, 2025	\$0.00	\$0.00
Reserve for Warrants Outstanding	\$0.00	\$0.00
Reserve for Interest on Warrants	\$0.00	\$0.00
Reserves From Schedule 8	\$0.00	\$0.00
TOTAL LIABILITIES AND RESERVE	\$0.00	\$0.00
DEFICIT	\$0.00	\$0.00
CASH FUND BAL FORWARD TO SUCCEEDING YEAR	\$0.00	\$0.00

Schedule 7: Report of Prior Year Warrants Issued From Reserves	FISCAL YEAR ENDING JUNE 30, 2024		
	RESERVES 6/30/24	WARRANTS SINCE ISSUED	BALANCE LAPSED APPROPRIATIONS
TOTAL PRIOR YEAR RESERVES	\$0.00	\$0.00	\$0.00

Schedule 8: Report of Current Year Expenditures	FISCAL YEAR ENDING JUNE 30, 2025		
	WARRANTS ISSUED	RESERVES	TOTAL EXPENDITURES
1000 Instruction	\$2,836.35	\$0.00	\$2,836.35
2000 Support Services	\$10,163.65	\$0.00	\$10,163.65
3000 Operation Of Non-Instruction Services	\$0.00	\$0.00	\$0.00
4000 Facilities Acquisition & Constructicon Services	\$0.00	\$0.00	\$0.00
5000 Other Outlays	\$0.00	\$0.00	\$0.00
7000 Other Uses	\$0.00	\$0.00	\$0.00
8000 Repayments	\$0.00	\$0.00	\$0.00
TOTAL EXPENDITURES 2024-25 FISCAL YEAR	\$13,000.00	\$0.00	\$13,000.00

CAPITAL PROJECT FUNDS BY ACCOUNTS COVERING THE PERIOD JULY 1, 2024 TO JUNE 30, 2025
ESTIMATE OF NEEDS FOR 2025-2026

EXHIBIT "G"

Schedule 1: Current Balance Sheet - June 30, 2025	2023 Building Bond	Fund 34
ASSETS:		Amount
Cash Balances		\$191,598.32
Investments		\$0.00
TOTAL ASSETS		\$191,598.32
LIABILITIES AND RESERVES:		
Warrants Outstanding		\$2,915.27
Reserve for Interest on Warrants		\$0.00
Reserves From Schedule 8		\$15,119.38
TOTAL LIABILITIES AND RESERVES		\$18,034.65
CASH FUND BALANCE JUNE 30, 2025		\$173,563.67
TOTAL LIABILITIES, RESERVES AND CASH FUND BALANCE		\$191,598.32

Schedule 3: Capital Projects Fund 34 Cash Accounts of Current and all Prior Years		
CURRENT AND ALL PRIOR YEARS	2024-25	2024 & Prior Years
Cash Balance Reported to Excise Board 6-30 of Year in Caption	\$0.00	\$282,925.00
REVENUES, NON-REVENUE RECEIPTS & CASH BALANCES		
1000 DISTRICT SOURCES OF REVENUE (Source 1000 to 1999)	\$0.00	\$0.00
2000 INTERMEDIATE SOURCES OF REVENUE (Source 2000 to 2999)	\$0.00	\$0.00
3000 STATE SOURCES OF REVENUE (Source 3000 to 3999)	\$0.00	\$0.00
4000 FEDERAL SOURCES OF REVENUE (Source 4000 to 4999)	\$0.00	\$0.00
5000 NON-REVENUE RECEIPTS (Source 5000 to 5999)	\$0.00	\$0.00
6000 BALANCE SHEET ACCOUNTS		
6100 CASH ACCOUNTS		
6110 Cash Balances Transferred	\$282,925.00	-\$282,925.00
6130 Prior Year Lapsed Appropriations	\$0.00	
6140 Estopped Warrants	\$0.00	
TOTAL CASH ACCOUNTS	\$282,925.00	-\$282,925.00
6200 Interfund Transfers	\$0.00	
TOTAL BALANCE SHEET ACCOUNTS	\$282,925.00	-\$282,925.00
TOTAL REVENUES, NON-REV RECEIPTS & CASH BALANCES	\$282,925.00	\$0.00
Warrants Paid of Year in Caption	\$91,326.68	\$0.00
TOTAL DISBURSEMENTS	\$91,326.68	\$0.00
CASH & INVESTMENTS BALANCE JUNE 30, 2025	\$191,598.32	\$0.00
Reserve for Warrants Outstanding	\$2,915.27	\$0.00
Reserve for Interest on Warrants	\$0.00	\$0.00
Reserves From Schedule 8	\$15,119.38	\$0.00
TOTAL LIABILITIES AND RESERVE	\$18,034.65	\$0.00
DEFICIT	\$0.00	\$0.00
CASH FUND BAL FORWARD TO SUCCEEDING YEAR	\$173,563.67	\$0.00

Schedule 7: Report of Prior Year Warrants Issued From Reserves	FISCAL YEAR ENDING JUNE 30, 2024		
	RESERVES 6/30/24	WARRANTS SINCE ISSUED	BALANCE LAPSED APPROPRIATIONS
TOTAL PRIOR YEAR RESERVES	\$0.00	\$0.00	\$0.00

Schedule 8: Report of Current Year Expenditures	FISCAL YEAR ENDING JUNE 30, 2025		
	WARRANTS ISSUED	RESERVES	TOTAL EXPENDITURES
1000 Instruction	\$3,123.47	\$994.00	\$4,117.47
2000 Support Services	\$76,433.23	\$14,125.38	\$90,558.61
3000 Operation Of Non-Instruction Services	\$0.00	\$0.00	\$0.00
4000 Facilities Acquisition & Construcion Services	\$14,685.25	\$0.00	\$14,685.25
5000 Other Outlays	\$0.00	\$0.00	\$0.00
7000 Other Uses	\$0.00	\$0.00	\$0.00
8000 Repayments	\$0.00	\$0.00	\$0.00
TOTAL EXPENDITURES 2024-25 FISCAL YEAR	\$94,241.95	\$15,119.38	\$109,361.33

CAPITAL PROJECT FUNDS BY ACCOUNTS COVERING THE PERIOD JULY 1, 2024 TO JUNE 30, 2025
ESTIMATE OF NEEDS FOR 2025-2026

EXHIBIT "G"

Schedule 1: Current Balance Sheet - June 30, 2025	2021 Building Bond	Fund 35
ASSETS:		Amount
Cash Balances		\$0.00
Investments		\$0.00
TOTAL ASSETS		\$0.00
LIABILITIES AND RESERVES:		
Warrants Outstanding		\$0.00
Reserve for Interest on Warrants		\$0.00
Reserves From Schedule 8		\$0.00
TOTAL LIABILITIES AND RESERVES		\$0.00
CASH FUND BALANCE JUNE 30, 2025		\$0.00
TOTAL LIABILITIES, RESERVES AND CASH FUND BALANCE		\$0.00

Schedule 3: Capital Projects Fund 35 Cash Accounts of Current and all Prior Years		
CURRENT AND ALL PRIOR YEARS	2024-25	2024 & Prior Years
Cash Balance Reported to Excise Board 6-30 of Year in Caption	\$0.00	\$186,925.00
REVENUES, NON-REVENUE RECEIPTS & CASH BALANCES		
1000 DISTRICT SOURCES OF REVENUE (Source 1000 to 1999)	\$0.00	\$0.00
2000 INTERMEDIATE SOURCES OF REVENUE (Source 2000 to 2999)	\$0.00	\$0.00
3000 STATE SOURCES OF REVENUE (Source 3000 to 3999)	\$0.00	\$0.00
4000 FEDERAL SOURCES OF REVENUE (Source 4000 to 4999)	\$0.00	\$0.00
5000 NON-REVENUE RECEIPTS (Source 5000 to 5999)	\$0.00	\$0.00
6000 BALANCE SHEET ACCOUNTS		
6100 CASH ACCOUNTS		
6110 Cash Balances Transferred	\$186,925.00	-\$186,925.00
6130 Prior Year Lapsed Appropriations	\$0.00	
6140 Estopped Warrants	\$0.00	
TOTAL CASH ACCOUNTS	\$186,925.00	-\$186,925.00
6200 Interfund Transfers	\$0.00	
TOTAL BALANCE SHEET ACCOUNTS	\$186,925.00	-\$186,925.00
TOTAL REVENUES, NON-REV RECEIPTS & CASH BALANCES	\$186,925.00	\$0.00
Warrants Paid of Year in Caption	\$186,925.00	\$0.00
TOTAL DISBURSEMENTS	\$186,925.00	\$0.00
CASH & INVESTMENTS BALANCE JUNE 30, 2025	\$0.00	\$0.00
Reserve for Warrants Outstanding	\$0.00	\$0.00
Reserve for Interest on Warrants	\$0.00	\$0.00
Reserves From Schedule 8	\$0.00	\$0.00
TOTAL LIABILITIES AND RESERVE	\$0.00	\$0.00
DEFICIT	\$0.00	\$0.00
CASH FUND BAL FORWARD TO SUCCEEDING YEAR	\$0.00	\$0.00

Schedule 7: Report of Prior Year Warrants Issued From Reserves	FISCAL YEAR ENDING JUNE 30, 2024		
	RESERVES 6/30/24	WARRANTS SINCE ISSUED	BALANCE LAPSED APPROPRIATIONS
TOTAL PRIOR YEAR RESERVES	\$0.00	\$0.00	\$0.00

Schedule 8: Report of Current Year Expenditures	FISCAL YEAR ENDING JUNE 30, 2025		
	WARRANTS ISSUED	RESERVES	TOTAL EXPENDITURES
1000 Instruction	\$0.00	\$0.00	\$0.00
2000 Support Services	\$700.37	\$0.00	\$700.37
3000 Operation Of Non-Instruction Services	\$0.00	\$0.00	\$0.00
4000 Facilities Acquisition & Construcion Services	\$186,224.63	\$0.00	\$186,224.63
5000 Other Outlays	\$0.00	\$0.00	\$0.00
7000 Other Uses	\$0.00	\$0.00	\$0.00
8000 Repayments	\$0.00	\$0.00	\$0.00
TOTAL EXPENDITURES 2024-25 FISCAL YEAR	\$186,925.00	\$0.00	\$186,925.00

EXHIBIT "G"

Schedule 1: Current Balance Sheet - June 30, 2025	2013 Building Bond	Fund 38
ASSETS:		Amount
Cash Balances		
Investments		\$32,655.03
TOTAL ASSETS		\$0.00
LIABILITIES AND RESERVES:		
Warrants Outstanding		\$0.00
Reserve for Interest on Warrants		\$0.00
Reserves From Schedule 8		\$0.00
TOTAL LIABILITIES AND RESERVES		\$0.00
CASH FUND BALANCE JUNE 30, 2025		\$32,655.03
TOTAL LIABILITIES, RESERVES AND CASH FUND BALANCE		\$32,655.03

Schedule 3: Capital Projects Fund 38 Cash Accounts of Current and all Prior Years		
CURRENT AND ALL PRIOR YEARS	2024-25	2024 & Prior Years
Cash Balance Reported to Excise Board 6-30 of Year in Caption	\$0.00	\$163,224.63
REVENUES, NON-REVENUE RECEIPTS & CASH BALANCES		
1000 DISTRICT SOURCES OF REVENUE (Source 1000 to 1999)	\$0.00	\$0.00
2000 INTERMEDIATE SOURCES OF REVENUE (Source 2000 to 2999)	\$0.00	\$0.00
3000 STATE SOURCES OF REVENUE (Source 3000 to 3999)	\$0.00	\$0.00
4000 FEDERAL SOURCES OF REVENUE (Source 4000 to 4999)	\$0.00	\$0.00
5000 NON-REVENUE RECEIPTS (Source 5000 to 5999)	\$0.00	\$0.00
6000 BALANCE SHEET ACCOUNTS	\$0.00	\$0.00
6100 CASH ACCOUNTS		
6110 Cash Balances Transferred	\$129,867.20	-\$129,867.20
6130 Prior Year Lapsed Appropriations	\$32,655.03	-\$32,655.03
6140 Estopped Warrants	\$0.00	
TOTAL CASH ACCOUNTS	\$162,522.23	-\$162,522.23
6200 Interfund Transfers	\$0.00	
TOTAL BALANCE SHEET ACCOUNTS	\$162,522.23	-\$162,522.23
TOTAL REVENUES, NON-REV RECEIPTS & CASH BALANCES	\$162,522.23	\$702.40
Warrants Paid of Year in Caption	\$129,867.20	\$702.40
TOTAL DISBURSEMENTS	\$129,867.20	\$702.40
CASH & INVESTMENTS BALANCE JUNE 30, 2025	\$32,655.03	\$0.00
Reserve for Warrants Outstanding	\$0.00	\$0.00
Reserve for Interest on Warrants	\$0.00	\$0.00
Reserves From Schedule 8	\$0.00	\$0.00
TOTAL LIABILITIES AND RESERVE	\$0.00	\$0.00
DEFICIT	\$0.00	\$0.00
CASH FUND BAL FORWARD TO SUCCEEDING YEAR	\$32,655.03	\$0.00

Schedule 7: Report of Prior Year Warrants Issued From Reserves	FISCAL YEAR ENDING JUNE 30, 2024		
	RESERVES 6/30/24	WARRANTS SINCE ISSUED	BALANCE LAPSED APPROPRIATIONS
TOTAL PRIOR YEAR RESERVES	\$32,655.03	\$0.00	\$32,655.03

Schedule 8: Report of Current Year Expenditures	FISCAL YEAR ENDING JUNE 30, 2025		
	WARRANTS ISSUED	RESERVES	TOTAL EXPENDITURES
1000 Instruction	\$0.00	\$0.00	\$0.00
2000 Support Services	\$26,063.51	\$0.00	\$26,063.51
3000 Operation Of Non-Instruction Services	\$0.00	\$0.00	\$0.00
4000 Facilities Acquisition & Constructon Services	\$103,803.69	\$0.00	\$103,803.69
5000 Other Outlays	\$0.00	\$0.00	\$0.00
7000 Other Uses	\$0.00	\$0.00	\$0.00
8000 Repayments	\$0.00	\$0.00	\$0.00
TOTAL EXPENDITURES 2024-25 FISCAL YEAR	\$129,867.20	\$0.00	\$129,867.20

CAPITAL PROJECT FUNDS BY ACCOUNTS COVERING THE PERIOD JULY 1, 2024 TO JUNE 30, 2025
ESTIMATE OF NEEDS FOR 2025-2026

EXHIBIT "G"

Schedule 1: Current Balance Sheet - June 30, 2025	2023 Transportation Bond	Fund 39
ASSETS:		Amount
Cash Balances		\$400,000.00
Investments		\$0.00
TOTAL ASSETS		\$400,000.00
LIABILITIES AND RESERVES:		
Warrants Outstanding		\$0.00
Reserve for Interest on Warrants		\$0.00
Reserves From Schedule 8		\$127,753.00
TOTAL LIABILITIES AND RESERVES		\$127,753.00
CASH FUND BALANCE JUNE 30, 2025		\$272,247.00
TOTAL LIABILITIES, RESERVES AND CASH FUND BALANCE		\$400,000.00

Schedule 3: Capital Projects Fund 39 Cash Accounts of Current and all Prior Years		
CURRENT AND ALL PRIOR YEARS	2024-25	2024 & Prior Years
Cash Balance Reported to Excise Board 6-30 of Year in Caption	\$0.00	\$400,000.00
REVENUES, NON-REVENUE RECEIPTS & CASH BALANCES		
1000 DISTRICT SOURCES OF REVENUE (Source 1000 to 1999)	\$0.00	\$0.00
2000 INTERMEDIATE SOURCES OF REVENUE (Source 2000 to 2999)	\$0.00	\$0.00
3000 STATE SOURCES OF REVENUE (Source 3000 to 3999)	\$0.00	\$0.00
4000 FEDERAL SOURCES OF REVENUE (Source 4000 to 4999)	\$0.00	\$0.00
5000 NON-REVENUE RECEIPTS (Source 5000 to 5999)	\$0.00	\$0.00
6000 BALANCE SHEET ACCOUNTS		
6100 CASH ACCOUNTS		
6110 Cash Balances Transferred	\$400,000.00	-\$400,000.00
6130 Prior Year Lapsed Appropriations	\$0.00	
6140 Estopped Warrants	\$0.00	
TOTAL CASH ACCOUNTS	\$400,000.00	-\$400,000.00
6200 Interfund Transfers	\$0.00	
TOTAL BALANCE SHEET ACCOUNTS	\$400,000.00	-\$400,000.00
TOTAL REVENUES, NON-REV RECEIPTS & CASH BALANCES	\$400,000.00	\$0.00
Warrants Paid of Year in Caption	\$0.00	\$0.00
TOTAL DISBURSEMENTS	\$0.00	\$0.00
CASH & INVESTMENTS BALANCE JUNE 30, 2025	\$400,000.00	\$0.00
Reserve for Warrants Outstanding	\$0.00	\$0.00
Reserve for Interest on Warrants	\$0.00	\$0.00
Reserves From Schedule 8	\$127,753.00	\$0.00
TOTAL LIABILITIES AND RESERVE	\$127,753.00	\$0.00
DEFICIT	\$0.00	\$0.00
CASH FUND BAL FORWARD TO SUCCEEDING YEAR	\$272,247.00	\$0.00

Schedule 7: Report of Prior Year Warrants Issued From Reserves	FISCAL YEAR ENDING JUNE 30, 2024		
	RESERVES 6/30/24	WARRANTS SINCE ISSUED	BALANCE LAPSED APPROPRIATIONS
TOTAL PRIOR YEAR RESERVES	\$0.00	\$0.00	\$0.00

Schedule 8: Report of Current Year Expenditures	FISCAL YEAR ENDING JUNE 30, 2025		
	WARRANTS ISSUED	RESERVES	TOTAL EXPENDITURES
1000 Instruction	\$0.00	\$0.00	\$0.00
2000 Support Services	\$0.00	\$127,753.00	\$127,753.00
3000 Operation Of Non-Instruction Services	\$0.00	\$0.00	\$0.00
4000 Facilities Acquisition & Construcion Services	\$0.00	\$0.00	\$0.00
5000 Other Outlays	\$0.00	\$0.00	\$0.00
7000 Other Uses	\$0.00	\$0.00	\$0.00
8000 Repayments	\$0.00	\$0.00	\$0.00
TOTAL EXPENDITURES 2024-25 FISCAL YEAR	\$0.00	\$127,753.00	\$127,753.00

CERTIFICATE OF EXCISE BOARD

State of Oklahoma, County of Grady

We, do further certify that we have examined the statement of estimated needs for the current fiscal year ending June 30, 2025, as certified by the Board of Education of Ninnekah Public Schools, District Number I-51 of said County and State, and its financial statement for the preceding year, and in so doing we have diligently performed the duties imposed upon this Excise Board by 68 O. S. 2001 Section 3007, by (1) ascertaining that the financial statements, as to the statistics therein contained, reflect the true fiscal condition at the close of the fiscal year, or caused the same to be corrected so to show; (2) struck from the estimate of needs so submitted any items not authorized by law and reduced to the sum authorized by law any items restricted by statute as to the amount lawfully expendable therefor; (3) supplemented such estimate, after appropriate action, by an estimate of needs prepared by this Excise Board to make provision for mandatory functions based upon statistics authoritatively submitted; (4) computed the total means available to each fund in the manner provided, applying the Governing Board's estimate of revenue to be derived from surplus tax of the immediately preceding year and from sources other than ad valorem tax, or reduced such estimate to not less than the lawfully authorized ratio of the several sums realized from such sources during the preceding fiscal year or to such lesser sum as may reasonably be anticipated under altered law or circumstance and using for such determination the basic collections of the preceding year and the ratios on which distribution or apportionment must be made during the ensuing or current year.

To the several and specific purposes of the estimated needs as certified, we have and do hereby appropriate the surplus balances of cash on hand of the prior year, estimates of income from sources other than ad valorem taxation within the limitation fixed by law, and the proceeds of ad valorem tax levy within the number of mills authorized, either by apportionment by the Legislature, allocation by the excise board or by legal election, all of which appropriations are made in so far as the available surpluses, revenues, and levies will permit, except in that we have also provided that, after deducting items consisting of cash and the revenue from all sources other than the 2025 tax and the proceeds of the 2025 tax levy are in excess of the residue of such appropriations, by a sum included for delinquent tax, computed at 5.0% of such residue. And provided further, if said School District has been ascertained to be a well defined State Aid District, the local budget, as approved and appropriated for, has been applied wholly to its operating accounts.

We further certify that the amount required to be raised from tax, excluding Homesteads, for General Revenue Fund purposes as approved, requires a total ad valorem tax levy of 35.000 Mills. Said levy is within the statutory limit, and if in excess, is within the constitutional limit and has been authorized by a vote of the people of said district, as shown by certificate of the School Board to-wit:

To this District, with valuations shown below, the Excise Board allocated 5.000 Mills, plus 15.000 Mills authorized by the Constitution, plus an emergency levy of 5.000 Mills; plus local support levy of 10.000 Mills; for a total levy for the General Fund of 35.000 Mills.

We further certify that the amount required to be raised for building fund purposes as approved requires a tax levy of 5.000 Mills, and said levy has been certified as authorized by a vote of the people at an election held for that purpose. We further certify that Assessed Values used in computing Mill-vote levies have been applied as certified by the County Assessor.

We further certify that we have examined the within statements of account and estimated needs or requirements of the Governing Board of Ninnekah Public Schools, School District No. I-51 of said County and State, in relation to the Sinking Fund or Funds thereof, and after finding the same correct or having caused the same to be corrected pursuant to 68 O. S. 2001 Section 3009, have approved the requirements therefor to fulfill the conditions of Section 26 and 28 of Article 10, Oklahoma Constitution, and have made and certified a tax levy therefor to the extent of the excess of said total requirements over the total of items 2, 3, 6, and 12 of Exhibit Y and any other legal deduction, including a reserve of 5.0% for delinquent taxes.

CERTIFICATE OF EXCISE BOARD
ESTIMATE OF NEEDS FOR 2025-2026

EXHIBIT "Y"					
County Excise Board's Appropriation of Income and Revenue	General Fund	Building Fund	Co-op Fund	Child Nutrition Fund	New Sinking Fund (Exc. Homesteads)
Appropriation Approved and Provision Made	\$ 4,997,823.95	\$ 335,883.62	\$ 80,719.61	\$ 527,436.24	\$ 4,187,486.99
Appropriation of Revenues:					
Excess of Assets Over Liabilities	\$ 282,657.45	\$ 102,306.80	\$ 20,719.61	\$ 86,618.66	\$ 43,212.07
Unclaimed Protest Tax Refunds	\$ 0.00	\$ 0.00	\$ 0.00	\$ 0.00	\$ 0.00
Miscellaneous Estimated Revenues	\$ 3,344,630.04	\$ 37,624.40	\$ 60,000.00	\$ 440,817.58	None
Est. Value of Surplus Tax in Process	\$ 0.00	\$ 0.00	\$ 0.00	\$ 0.00	None
Sinking Fund Contributions	\$ 0.00	\$ 0.00	\$ 0.00	\$ 0.00	\$ 0.00
Surplus Building Fund Cash	\$ 0.00	\$ 0.00	\$ 0.00	\$ 0.00	\$ 0.00
Total Other Than 2025 Tax	\$ 3,627,287.49	\$ 139,931.20	\$ 80,719.61	\$ 527,436.24	\$ 43,212.07
Balance Required	\$ 1,370,536.46	\$ 195,952.42	\$ 0.00	\$ 0.00	\$ 4,144,274.92
Add Allowance for Delinquency	\$ 137,053.65	\$ 19,595.24	\$ 0.00	\$ 0.00	\$ 207,213.75
Total Required for 2025 Tax	\$ 1,507,590.11	\$ 215,547.66	\$ 0.00	\$ 0.00	\$ 4,351,488.67
Rate of Levy Required and Certified	-----	-----	-----	-----	104.98 Mills

We further certify that the net assessed valuation of the Property, subject to ad valorem taxes, after the amount of all Homestead Exemptions have been deducted in the said School District as finally equalized and certified by the Board of Equalization for the current year 2025-2026 is as follows:

VALUATION AND LEVIES EXCLUDING HOMESTEADS					
County	Real	Personal	Public Service	Total	
This County Grady	\$ 19,879,412	\$ 16,612,051	\$ 4,960,011	\$ 41,451,474	
Joint County	\$ 0	\$ 0	\$ 0	\$ 0	
Joint County	\$ 0	\$ 0	\$ 0	\$ 0	
Joint County	\$ 0	\$ 0	\$ 0	\$ 0	
Joint County	\$ 0	\$ 0	\$ 0	\$ 0	
Joint County	\$ 0	\$ 0	\$ 0	\$ 0	
Joint County	\$ 0	\$ 0	\$ 0	\$ 0	
Joint County	\$ 0	\$ 0	\$ 0	\$ 0	
Joint County	\$ 0	\$ 0	\$ 0	\$ 0	
Joint County	\$ 0	\$ 0	\$ 0	\$ 0	
Joint County	\$ 0	\$ 0	\$ 0	\$ 0	
Joint County	\$ 0	\$ 0	\$ 0	\$ 0	
Joint County	\$ 0	\$ 0	\$ 0	\$ 0	
Joint County	\$ 0	\$ 0	\$ 0	\$ 0	
Joint County	\$ 0	\$ 0	\$ 0	\$ 0	
Total Valuations, All Counties	\$ 19,879,412	\$ 16,612,051	\$ 4,960,011	\$ 41,451,474	

The assessed valuations herein certified have been used in computing the rates of mill levies and the proceeds thereof appropriated as aforesaid; and that having ascertained as aforesaid, the aggregate amount to be raised by ad valorem taxation, be raised by ad valorem taxation, we thereupon made the above levies therefor as provided by law as follows:

CERTIFICATE OF EXCISE BOARD
ESTIMATE OF NEEDS FOR 2025-2026

EXHIBIT "Y" Continued:		Primary County And All Joint Counties				
Levies Required and Certified:		Valuation And Levies Excluding Homesteads			Total Required For 2025 Tax	
County	Grady	General Fund	Building Fund	Total Valuation	General	Building
This County	Grady	36.37 Mills	5.20 Mills	\$ 41,451,474	\$ 1,507,590	\$ 215,548
Joint Co.		0.00 Mills	0.00 Mills	\$ 0	\$ 0	\$ 0
Joint Co.		0.00 Mills	0.00 Mills	\$ 0	\$ 0	\$ 0
Joint Co.		0.00 Mills	0.00 Mills	\$ 0	\$ 0	\$ 0
Joint Co.		0.00 Mills	0.00 Mills	\$ 0	\$ 0	\$ 0
Joint Co.		0.00 Mills	0.00 Mills	\$ 0	\$ 0	\$ 0
Joint Co.		0.00 Mills	0.00 Mills	\$ 0	\$ 0	\$ 0
Joint Co.		0.00 Mills	0.00 Mills	\$ 0	\$ 0	\$ 0
Joint Co.		0.00 Mills	0.00 Mills	\$ 0	\$ 0	\$ 0
Joint Co.		0.00 Mills	0.00 Mills	\$ 0	\$ 0	\$ 0
Joint Co.		0.00 Mills	0.00 Mills	\$ 0	\$ 0	\$ 0
Joint Co.		0.00 Mills	0.00 Mills	\$ 0	\$ 0	\$ 0
Joint Co.		0.00 Mills	0.00 Mills	\$ 0	\$ 0	\$ 0
Joint Co.		0.00 Mills	0.00 Mills	\$ 0	\$ 0	\$ 0
Joint Co.		0.00 Mills	0.00 Mills	\$ 0	\$ 0	\$ 0
Joint Co.		0.00 Mills	0.00 Mills	\$ 0	\$ 0	\$ 0
Joint Co.		0.00 Mills	0.00 Mills	\$ 0	\$ 0	\$ 0
Totals				\$ 41,451,474	\$ 1,507,590	\$ 215,548

Sinking Fund: 104.98 Mills

We do hereby order the above levies to be certified forthwith by the Secretary of this Board to the County Assessor of said County, in order that the County Assessor may immediately extend said levies upon the Tax Rolls for the year 2025 without regard to any protest that may be filed against any levies, as required by 68 O. S. 2001, Section 2869.

Signed at _____, Oklahoma, this _____ day of _____, _____

_____ Excise Board Member	_____ Excise Board Chairman
_____ Excise Board Member	_____ Excise Board Secretary

Joint School District Levy Certification for Ninnekah Public Schools I-51

Career Tech District Number _____ : General Fund _____

Building Fund _____

State of Oklahoma)

) ss

County of Grady)

I, _____, Grady County Clerk, do hereby certify that the above levies are true and correct for the taxable year 2025.

Witness my hand and seal, on _____, _____.

Grady County Clerk

ALL FUND ACCOUNTS COVERING THE PERIOD JULY 1, 2024 TO JUNE 30, 2025
STATISTICAL DATA FOR 2025-2026

EXHIBIT "Z"

Schedule I: SUMMARY RECAPITULATION OF SCHOOL COSTS FOR THE FISCAL YEAR ENDING JUNE 30, 2025, AND
APPORTIONMENT THEREOF

CLASSIFICATION	ACCUMULATION OF EXPENDITURES AND UNLIQUIDATED COMMITMENTS TO DETERMINE PER CAPITA COSTS					
	GENERAL REVENUE FUND	CHILD NUTRITION FUND	BUILDING FUND	SINKING FUND	SPECIAL REVENUE FUNDS	CAPITAL PROJECT FUNDS
Current Exp. - Educational	\$ 5,432,961.67	\$ 499,271.37	\$ 495,166.42	\$ 0.00	\$ 0.00	\$ 0.00
Current Exp. - Transportation	\$ 141,976.15	\$ 0.00	\$ 0.00	\$ 0.00	\$ 0.00	\$ 0.00
Current Res. - Educational	\$ 16,219.09	\$ 0.00	\$ 0.00	\$ 0.00	\$ 0.00	\$ 0.00
Current Res. - Transportation	\$ 500.00	\$ 0.00	\$ 0.00	\$ 0.00	\$ 0.00	\$ 0.00
Capital Exp. - Educational	\$ 0.00	\$ 0.00	\$ 0.00	\$ 1,195,732.50	\$ 0.00	\$ 0.00
Capital Exp. - Transportation	\$ 0.00	\$ 0.00	\$ 0.00	\$ 0.00	\$ 0.00	\$ 0.00
Capital Res. - Educational	\$ 0.00	\$ 0.00	\$ 0.00	\$ 0.00	\$ 0.00	\$ 0.00
Capital Res. - Transportation	\$ 0.00	\$ 0.00	\$ 0.00	\$ 0.00	\$ 0.00	\$ 0.00
Interest Paid and Reserved	\$ 0.00	\$ 0.00	\$ 0.00	\$ 0.00	\$ 0.00	\$ 0.00
TOTALS	\$ 5,591,656.91	\$ 499,271.37	\$ 495,166.42	\$ 1,195,732.50	\$ 0.00	\$ 0.00

Enumeration	423.23	Average Daily Attendance	398.74	Average Daily Haul	368.91
--------------------	--------	-------------------------------------	--------	-------------------------------	--------

Expenditures and Reserves	ENTERPRISE FUNDS	ACTIVITY FUNDS	EXPENDABLE TRUST FUNDS	NON- EXPENDABLE TRUST FUNDS	INTERNAL SERVICE FUNDS
Current Expenditures - Educational	\$ 0.00	\$ 0.00	\$ 0.00	\$ 0.00	\$ 0.00
Current Expenditures - Transportation	\$ 0.00	\$ 0.00	\$ 0.00	\$ 0.00	\$ 0.00
Current Reserves - Educational	\$ 0.00	\$ 0.00	\$ 0.00	\$ 0.00	\$ 0.00
Current Reserves - Transportation	\$ 0.00	\$ 0.00	\$ 0.00	\$ 0.00	\$ 0.00
Capital Expenditures - Educational	\$ 0.00	\$ 0.00	\$ 0.00	\$ 0.00	\$ 0.00
Capital Expenditures - Transportation	\$ 0.00	\$ 0.00	\$ 0.00	\$ 0.00	\$ 0.00
Capital Reserves - Educational	\$ 0.00	\$ 0.00	\$ 0.00	\$ 0.00	\$ 0.00
Capital Reserves - Transportation	\$ 0.00	\$ 0.00	\$ 0.00	\$ 0.00	\$ 0.00
Interest Paid and Reserved	\$ 0.00	\$ 0.00	\$ 0.00	\$ 0.00	\$ 0.00
TOTALS	\$ 0.00	\$ 0.00	\$ 0.00	\$ 0.00	\$ 0.00

Per Capita Cost for:	Education	\$ 19,158.73	Transportation	\$ 386.21
-----------------------------	------------------	--------------	-----------------------	-----------

Expenditures and Reserves	TOTAL OF ALL APPLICABLE COSTS 2024-2025	OPERATION COSTS ONLY	TRANSPORTATION COSTS ONLY
Current Expenditures - Educational	\$ 6,427,399.46	\$ 6,427,399.46	\$ 0.00
Current Expenditures - Transportation	\$ 141,976.15	\$ 0.00	\$ 141,976.15
Current Reserves - Educational	\$ 16,219.09	\$ 16,219.09	\$ 0.00
Current Reserves - Transportation	\$ 500.00	\$ 0.00	\$ 500.00
Capital Expenditures - Educational	\$ 1,195,732.50	\$ 1,195,732.50	\$ 0.00
Capital Expenditures - Transportation	\$ 0.00	\$ 0.00	\$ 0.00
Capital Reserves - Educational	\$ 0.00	\$ 0.00	\$ 0.00
Capital Reserves - Transportation	\$ 0.00	\$ 0.00	\$ 0.00
Interest Paid and Reserved	\$ 0.00	\$ 0.00	\$ 0.00
TOTALS	\$ 7,781,827.20	\$ 7,639,351.05	\$ 142,476.15

NINNEKAH PUBLIC SCHOOLS

Ninnekah Public Schools Activity Account Budget

Purpose and Goals

School Ninnekah Middle School For School Year

2025-2026 Activity/Organization

Junior High Cheer Team

Sponsor/Advisor Kelli Sweat

I. Fundraiser Purpose:

A. To finance the normal legitimate co-curricular activities of the student body organization.

B. To supplement cost of cheer team for families

C. _____

II. Goals of this Activity Program for the school year indicated above.

A. new uniforms, poms, warmups

B. Any future cheer camps, clinics

C. Upfront cost of any spirit items

Advisor KS (Initial)

Principal _____ (Initial)

NINNEKAH PUBLIC SCHOOLS

ACTIVITY ACCOUNT BUDGET

2025-2026

Date Entered: 9/1/2025 Amendment: _____ (if necessary)

Activity Account: JH Cheer

School: Ninnekah Sponsor: Kelli Sweat

III. Proposed Budget

Beginning Balance: _____

Estimated Resources

Sources of Income Projected Dates Anticipated Amount

- Admissions _____
- Sales Bake sales, t-shirt, spirit (tattoos, stickers, etc.)
- Dues _____
- Donations Calendar and/or "fill my cheer uniform"
- Miscellaneous Pageant

Total Beginning Balance and Estimated Receipts _____

Estimated Expenditures

Description Projected Dates Anticipated Cost

Cheer uniforms, warm-ups, poms @ \$1,500.00

Total Estimated Expenditures _____ Estimated Ending Balance _____

Prepared by Sponsor Kelli Sweat

Activity Clerk

Jim Wilson