

Board of Education Regular Meeting
Monday, August 8, 2022 7:30 PM
Library--Superior High School, Superior, NE
PO Box 288
Superior, NE 68978

1. Routine Business
 - 1.1. Call Meeting to Order
 - 1.2. Pledge of Allegiance
 - 1.3. Roll Call
 - 1.4. Excuse Absent Board Member(s)
2. Regular Meeting Agenda
 - 2.1. Public Participation
 - 2.2. Presentations - Staff/Students
 - 2.2.1. International and Blue Bird buses
 - 2.3. Student Ambassador Report
 - 2.4. Consent Agenda
 - 2.4.1. Approval of Previous Minutes
 - 2.4.2. Approval of Treasurer's Report
 - 2.4.3. Approval of School Activity Fund Report
 - 2.4.4. Approval of Revenue Budget Report
 - 2.4.5. Approval of Expense Budget Report
 - 2.5. Approval of Previous Months Claims
 - 2.6. Renewal of Cooperative Agreement with Deshler
 - 2.7. Girls Golf and Bowling

- 2.8. Bridge School Handbook
- 3. Correspondence
 - 3.1. August Board Quicks
 - Board Candidate Webinars 9/14 and 10/5
 - New Board Member Workshops in December
 - 3.2. Area Membership Meetings
- 4. Discussion Items
 - 4.1. Principals' Reports
 - 4.2. Superintendent's Report
 - 4.3. Report from Board Committees
 - 4.4. Preliminary Budget
- 5. Items for Next Board Meeting
- 6. Adjournment

NUCKOLLS COUNTY SCHOOL DISTRICT 65-0011
SUPERIOR PUBLIC SCHOOLS
SUPERIOR, NEBRASKA
July 11, 2022

Matt Bargaen: Present, Brad Biltoft: Absent, Jason Jensen: Present, Peggy Meyer: Present, Luke Meyers: Present, Matt Sullivan: Absent. Present: 4, Absent: 2.

Posted Locations:

- The Superior Express
- Superior Public Schools
- <https://www.superiorwildcats.org/>

Posted Dates: 07/01/2022 Superior Public Schools and <https://www.superiorwildcats.org/>
07/07/2022 The Superior Express

1. Routine Business

1.1. Call Meeting to Order

Meeting was called to order at 7:35 p.m. by Peggy Meyer.

1.2. Pledge of Allegiance

1.3. Roll Call

1.4. Excuse Absent Board Member(s)

Motion to excuse absent board members Matt Sullivan and Brad Biltoft carried with a motion by Jason Jensen and a second by Matt Bargaen.

Matt Bargaen: Aye, Jason Jensen: Aye, Peggy Meyer: Aye, Luke Meyers: Aye
Aye: 4, Nay: 0

2. Regular Meeting Agenda

2.1. Public Participation

2.2. Presentations - Staff/Students

2.3. Student Ambassador Report

2.4. Consent Agenda

Motion to approve consent agenda as presented carried with a motion by Luke Meyers and a second by Jason Jensen.

Matt Bargaen: Aye, Jason Jensen: Aye, Peggy Meyer: Aye, Luke Meyers: Aye
Aye: 4, Nay: 0

2.4.1. Approval of Previous Minutes

2.4.2. Approval of Treasurer's Report

2.4.3. Approval of School Activity Fund Report

2.4.4. Approval of Revenue Budget Report

2.4.5. Approval of Expense Budget Report

2.5. Approval of Previous Months Claims

Motion to approve General Fund claims for June 2022 in the amount of \$634,504.27 carried with a motion by Matt Bargaen and a second by Luke Meyers.

Matt Bargaen: Aye, Jason Jensen: Aye, Peggy Meyer: Aye, Luke Meyers: Aye
Aye: 4, Nay: 0

2.6. Policy Changes

Motion to revise policies as presented carried with a motion by Luke Meyers and a second by Jason Jensen.

Matt Bargaen: Aye, Jason Jensen: Aye, Peggy Meyer: Aye, Luke Meyers: Aye
Aye: 4, Nay: 0

2.7. Local Substitute Certificates

Motion to allow holders of local substitute certificates to substitute as needed carried with a motion by Matt Bargaen and a second by Luke Meyers.

Matt Bargaen: Aye, Jason Jensen: Aye, Peggy Meyer: Aye, Luke Meyers: Aye
Aye: 4, Nay: 0

2.8. Elementary Handbook

Motion to approve the 2022-2023 Elementary Student Handbook as presented carried with a motion by Jason Jensen and a second by Matt Bargaen.

Matt Bargaen: Aye, Jason Jensen: Aye, Peggy Meyer: Aye, Luke Meyers: Aye
Aye: 4, Nay: 0

2.9. Secondary Handbook

Motion to approve the 2022-2023 Secondary Student Handbook as presented carried with a motion by Luke Meyers and a second by Jason Jensen.

Matt Bargaen: Aye, Jason Jensen: Aye, Peggy Meyer: Aye, Luke Meyers: Aye
Aye: 4, Nay: 0

Discussion was held on the revised detention policy.

2.10. Activities Handbook

Motion to approve the 2022-2023 Superior Middle/High School Activities Handbook carried with a motion by Jason Jensen and a second by Luke Meyers.

Matt Bargaen: Aye, Jason Jensen: Aye, Peggy Meyer: Aye, Luke Meyers: Aye
Aye: 4, Nay: 0

2.11. Staff Handbook

Motion to approve the 2022-2023 Staff Handbook as presented carried with a motion by Matt Bargaen and a second by Luke Meyers.

Matt Bargaen: Aye, Jason Jensen: Aye, Peggy Meyer: Aye, Luke Meyers: Aye
Aye: 4, Nay: 0

2.12. Emergency Operations Plan

Motion to approve the Emergency Operations Plan as presented carried with a motion by Jason Jensen and a second by Matt Bargaen.

Matt Bargaen: Aye, Jason Jensen: Aye, Peggy Meyer: Aye, Luke Meyers: Aye
Aye: 4, Nay: 0

3. Correspondence

4. Discussion Items

4.1. Principals' Reports

4.2. Superintendent's Report

Mr. Kobza distributed the 2022-2023 Professional Development schedule and reviewed the itinerary for an Evacuation Drill to be held on August 8th.

4.3. Report from Board Committees

Safety, Building and Grounds and Budget and Finance Committees met in June.

5. Items for Next Board Meeting

Handbook for Bridge School.

6. Adjournment

Meeting adjourned at 8:16 p.m. by Peggy Meyer.

NUCKOLLS COUNTY SCHOOL DISTRICT 65-0011
SUPERIOR PUBLIC SCHOOLS
SUPERIOR, NEBRASKA
July 11, 2022

Posted Locations:

- The Superior Express
- Superior Public Schools
- <https://www.superiorwildcats.org/>

Posted Dates: 07/01/2022 Superior Public Schools and <https://www.superiorwildcats.org/>
07/07/2022 The Superior Express

1. Call Hearing to Order

The hearing was called to order at 7:25 p.m. by Peggy Meyer.

2. Purpose of the special hearing is for hearing support, position, criticism, suggestions or observations of patrons relating to Policy 5045 Student Fees.

3. Review of Policy 5045 Student Fees

Mr. Kobza gave an overview of Policy 5045.

4. Board of Education Questions and/or directives

Discussion was held on the ending of the COVID waiver for free meals expiring and options.

5. Public questions or comments

6. Adjournment of Special Public Hearing

Peggy Meyer adjourned the meeting at 7:33 p.m.

Superior Public Schools

July 2022 Cash Summary Report

Fund	Description	Beginning Balance	Revenue	Expenditure	Ending Balance
01	General Fund	\$2,202,870.53	\$111,119.93	(\$633,528.93)	\$1,680,461.53
02	Depreciation Fund	\$567,320.88	\$45.07	\$0.00	\$567,365.95
03	Employee Benefit Fund	\$37,232.26	\$40,005.24	\$0.00	\$77,237.50
05	Activity Fund	\$128,700.08	\$40,560.38	(\$7,926.99)	\$161,333.47
06	School Nutrition Fund	\$53,840.27	\$4,658.12	(\$10,148.45)	\$48,349.94
07	Bond Fund	\$536,749.71	\$6,117.79	\$0.00	\$542,867.50
08	Special Building Fund	\$1,673,660.02	\$7,248.39	\$0.00	\$1,680,908.41
09	QCPUF Fund	\$880,588.26	\$279.69	\$0.00	\$880,867.95
Sub Total		\$6,080,962.01	\$210,034.61	(\$651,604.37)	\$5,639,392.25

DEPRECIATION FUND**F&M Bank**

Beg Balance 06/30/2022	\$567,320.88
Receipts	\$45.07 interest
Disbursements	\$0.00
Ending Balance 07/31/2022	\$567,365.95

QUALIFIED CAPITAL PURPOSE FUND**F&M Bank****Home Federal**

Beg Balance 06/30/2022	\$523.01	\$880,065.25
Receipts	\$0.00 County Proceeds \$0.00 interest	\$279.69 interest
Disbursements	\$0.00	\$0.00
Ending Balance 07/31/2022	\$523.01	\$880,344.94
Total QCPUF	\$880,867.95	

BOND FUND**Horizon Bank**

Beg Balance 06/30/2022	\$536,749.71
Receipts	\$5,934.27 County Proceeds \$183.52 interest
Disbursements	\$0.00
Ending Balance 07/31/2022	\$542,867.50

SPECIAL BUILDING FUND**Home Federal**

Beg Balance 06/30/2022	\$1,673,660.02
Receipts	\$6,715.38 County Proceeds \$533.01 interest
Disbursements	\$0.00
Ending Balance 07/31/2022	\$1,680,908.41

General Fund
July 2022

Bills

Original List	\$	194,334.70
Voided Expenditure Checks	\$	-
Receipts Posted to Expenditure Account: (SCNUSD BCBS)	\$	(975.34)
Total	\$	193,359.36

Additions

	\$	-
	\$	-
	\$	-
Total Additions	\$	-

Total Bills \$ 193,359.36

Payroll & Benefits

Original Total	\$	440,169.57
Additions/Corrections	\$	-
Total	\$	440,169.57

Total Payroll & Benefits \$ 440,169.57

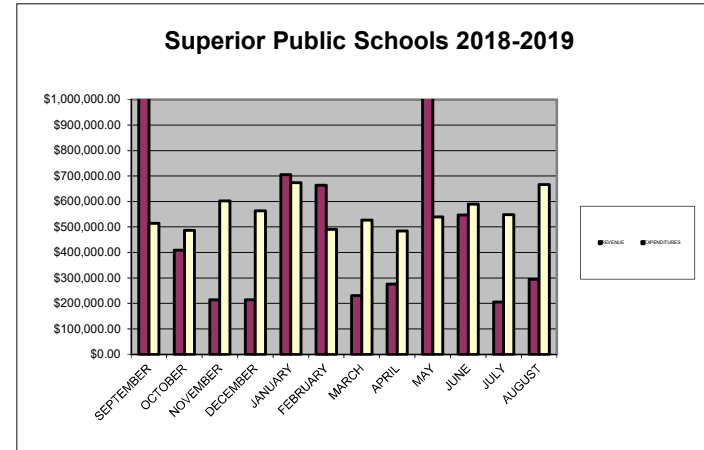
July Expenditure Adjusted Grand Total \$ 633,528.93

GENERAL FUND RECAP - July 2022

Beginning Balance 06-30-2022	\$	2,202,870.53
Receipts	\$	111,119.93
Expenditures	\$	633,528.93
Ending Balance 07-31-2022	\$	1,680,461.53

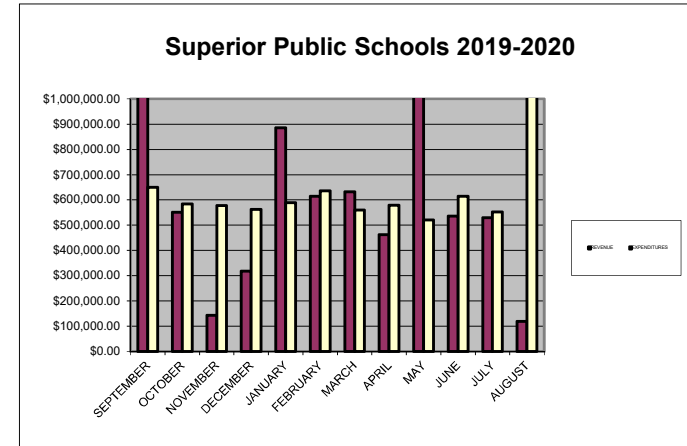
**SUPERIOR PUBLIC SCHOOL DISTRICT 65-0011
GENERAL FUND
2018-2019 FISCAL YEAR**

	BEG. BAL.	REVENUE	EXPENDITURES	END BALANCE
SEPTEMBER	\$2,211,647.87	\$1,179,294.60	\$514,619.07	\$2,876,323.40
OCTOBER	\$2,876,323.40	\$408,247.35	\$486,399.08	\$2,798,171.67
NOVEMBER	\$2,798,171.67	\$214,450.66	\$601,826.77	\$2,410,795.56
DECEMBER	\$2,410,795.56	\$214,513.74	\$563,437.36	\$2,061,871.94
JANUARY	\$2,061,871.94	\$704,774.93	\$673,228.58	\$2,093,418.29
FEBRUARY	\$2,093,418.29	\$663,288.73	\$490,225.81	\$2,266,481.21
MARCH	\$2,266,481.21	\$230,221.70	\$526,622.90	\$1,970,080.01
APRIL	\$1,970,080.01	\$275,606.87	\$483,913.91	\$1,761,772.97
MAY	\$1,761,772.97	\$1,618,621.40	\$539,819.49	\$2,840,574.88
JUNE	\$2,840,574.88	\$546,574.89	\$590,013.02	\$2,797,136.75
JULY	\$2,797,136.75	\$204,807.75	\$548,279.53	\$2,453,664.97
AUGUST	\$2,453,664.97	\$294,025.51	\$666,084.59	\$2,081,605.89



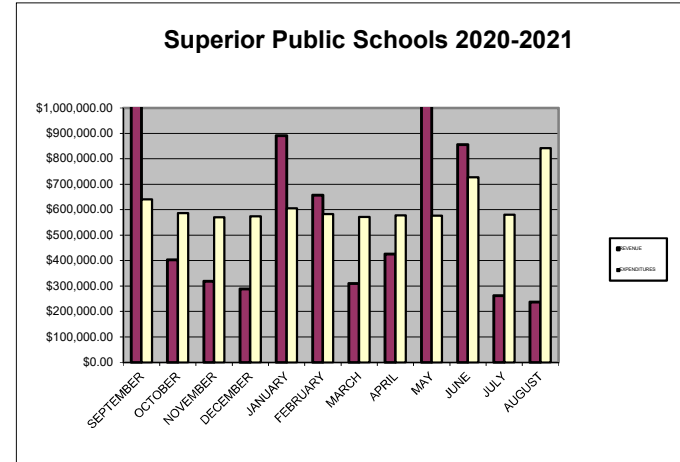
**SUPERIOR PUBLIC SCHOOL DISTRICT 65-0011
GENERAL FUND
2019-2020 FISCAL YEAR**

	BEG. BAL.	REVENUE	EXPENDITURES	END BALANCE
SEPTEMBER	\$2,081,605.89	\$1,140,743.32	\$649,859.92	\$2,572,489.29
OCTOBER	\$2,572,489.29	\$551,559.00	\$584,510.28	\$2,539,538.01
NOVEMBER	\$2,539,538.01	\$143,851.40	\$577,781.45	\$2,105,607.96
DECEMBER	\$2,105,607.96	\$318,249.77	\$563,042.07	\$1,860,815.66
JANUARY	\$1,860,815.66	\$885,052.02	\$589,545.70	\$2,156,321.98
FEBRUARY	\$2,156,321.98	\$614,680.36	\$636,514.66	\$2,134,487.68
MARCH	\$2,134,487.68	\$632,297.03	\$560,310.40	\$2,206,474.31
APRIL	\$2,206,474.31	\$462,013.82	\$579,090.64	\$2,089,397.49
MAY	\$2,089,397.49	\$1,271,335.81	\$520,376.23	\$2,840,357.07
JUNE	\$2,840,357.07	\$535,382.77	\$614,054.80	\$2,761,685.04
JULY	\$2,761,685.04	\$529,969.38	\$552,830.43	\$2,738,823.99
AUGUST	\$2,738,823.99	\$119,254.29	\$1,107,848.56	\$1,750,229.72



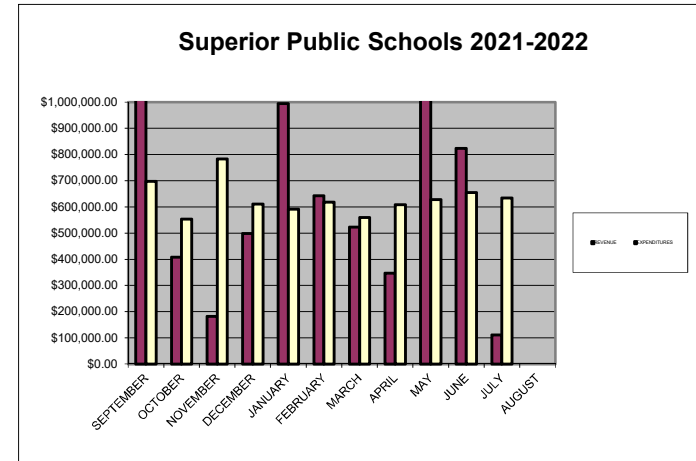
**SUPERIOR PUBLIC SCHOOL DISTRICT 65-0011
GENERAL FUND
2020-2021 FISCAL YEAR**

	BEG. BAL.	REVENUE	EXPENDITURES	END BALANCE
SEPTEMBER	\$1,750,229.72	\$1,270,816.74	\$640,026.23	\$2,381,020.23
OCTOBER	\$2,381,020.23	\$402,654.95	\$586,564.61	\$2,197,110.57
NOVEMBER	\$2,197,110.57	\$318,877.70	\$570,306.88	\$1,945,681.39
DECEMBER	\$1,945,681.39	\$288,275.08	\$574,210.33	\$1,659,746.14
JANUARY	\$1,659,746.14	\$891,465.75	\$605,021.17	\$1,946,190.72
FEBRUARY	\$1,946,190.72	\$656,809.29	\$582,762.55	\$2,020,237.46
MARCH	\$2,020,237.46	\$309,509.02	\$571,916.06	\$1,757,830.42
APRIL	\$1,757,830.42	\$425,963.71	\$577,657.26	\$1,606,136.87
MAY	\$1,606,136.87	\$1,207,261.61	\$576,493.44	\$2,236,905.04
JUNE	\$2,236,905.04	\$856,149.48	\$727,280.15	\$2,365,774.37
JULY	\$2,365,774.37	\$261,985.24	\$580,055.64	\$2,047,703.97
AUGUST	\$2,047,703.97	\$236,181.91	\$841,394.51	\$1,442,491.37



**SUPERIOR PUBLIC SCHOOL DISTRICT 65-0011
GENERAL FUND
2021-2022 FISCAL YEAR**

	BEG. BAL.	REVENUE	EXPENDITURES	END BALANCE
SEPTEMBER	\$1,442,491.37	\$1,192,592.22	\$697,447.45	\$1,937,636.14
OCTOBER	\$1,937,636.14	\$407,760.19	\$554,015.29	\$1,791,381.04
NOVEMBER	\$1,791,381.04	\$181,757.45	\$783,156.37	\$1,189,982.12
DECEMBER	\$1,189,982.12	\$498,733.66	\$610,650.15	\$1,078,065.63
JANUARY	\$1,078,065.63	\$994,756.13	\$591,110.10	\$1,481,711.66
FEBRUARY	\$1,481,711.66	\$642,442.97	\$618,591.36	\$1,505,563.27
MARCH	\$1,505,563.27	\$522,516.39	\$559,480.92	\$1,468,598.74
APRIL	\$1,468,598.74	\$347,307.72	\$608,160.41	\$1,207,746.05
MAY	\$1,207,746.05	\$1,454,501.61	\$627,812.21	\$2,034,435.45
JUNE	\$2,034,435.45	\$823,280.65	\$654,845.57	\$2,202,870.53
JULY	\$2,202,870.53	\$111,119.93	\$633,528.93	\$1,680,461.53
AUGUST				



Current Cash Balance

Sorted by Site ID, Reporting ID, Activity ID.
From 07/01/2022 to 07/31/2022.

Site ID	Site Name	Rep ID	Reporting ID Name	Beginning Cash	Receipts	Disbursements	Adjustments	Cash Balance
Activity ID	Activity Name							
SPS	Superior Public Schools							
100	Athletics			-2,318.33	17,445.80	1,813.89	0.00	13,313.58
105	Bowling			1,321.62	0.00	0.00	0.00	1,321.62
110	Boys' Basketball			1,119.94	0.00	0.00	0.00	1,119.94
115	Cross Country			175.92	0.00	0.00	0.00	175.92
120	Girls' Basketball			4,515.68	25.00	223.12	0.00	4,317.56
125	Boys' Golf			-1.84	1,000.00	0.00	0.00	998.16
130	Football			7,453.69	55.00	563.53	0.00	6,945.16
135	JH Football			8.50	0.00	0.00	0.00	8.50
140	JH Volleyball			460.11	0.00	0.00	0.00	460.11
145	JH Girls Basketball			115.63	0.00	0.00	0.00	115.63
150	Girls' Golf			278.35	1,000.00	0.00	0.00	1,278.35
170	Volleyball			2,678.64	0.00	1,590.00	0.00	1,088.64
180	Wrestling			631.70	0.00	0.00	0.00	631.70
190	Track			1,132.67	0.00	0.00	0.00	1,132.67
300	Archery			523.87	0.00	0.00	0.00	523.87
305	Art Club			208.72	0.00	0.00	0.00	208.72
320	Community Service Club			2,440.32	0.00	0.00	0.00	2,440.32
325	Drama			1,036.76	1,000.00	0.00	0.00	2,036.76
335	FBLA			4,038.94	0.00	150.84	0.00	3,888.10
345	FFA			1,935.56	8,993.00	2,013.68	0.00	8,914.88
350	Foreign Language			3,913.93	3,200.75	300.00	0.00	6,814.68
355	S Club			63.63	0.00	0.00	0.00	63.63
360	Speech			289.92	1,000.00	0.00	0.00	1,289.92
365	Student Council			7,577.80	0.00	0.00	0.00	7,577.80
370	Drill Team			4,245.49	399.00	0.00	0.00	4,644.49
500	Elementary K-5			7,745.37	0.00	94.70	0.00	7,650.67
501	Elementary PBIS			946.10	0.00	0.00	0.00	946.10
503	Kids' Club			784.22	0.00	0.00	0.00	784.22
505	Middle School			473.32	0.00	0.00	0.00	473.32
510	Secondary			989.10	163.70	0.00	0.00	1,152.80
511	Secondary PBIS			1,584.28	0.00	0.00	0.00	1,584.28
519	Class of 2019			0.00	0.00	0.00	0.00	0.00
520	Class of 2020			0.00	0.00	0.00	0.00	0.00
521	Class of 2021			0.00	0.00	0.00	0.00	0.00
522	Class of 2022			10.00	0.00	0.00	0.00	10.00
523	Class of 2023			3,965.69	0.00	0.00	0.00	3,965.69
524	Class of 2024			4,975.90	0.00	0.00	0.00	4,975.90
525	Class of 2025			1,705.09	0.00	0.00	0.00	1,705.09
526	Class of 2026			0.00	0.00	0.00	0.00	0.00
610	Ag Ed			338.12	0.00	0.00	0.00	338.12
615	Ag Trip			6,876.54	0.00	0.00	0.00	6,876.54
620	Art Fund			2,709.29	0.00	0.00	0.00	2,709.29
630	Music			10,331.55	1,631.75	1,082.48	0.00	10,880.82

Current Cash Balance

Sorted by Site ID, Reporting ID, Activity ID.
From 07/01/2022 to 07/31/2022.

Site ID	Site Name					
Rep ID	Reporting ID Name					
Activity ID	Activity Name	Beginning Cash	Receipts	Disbursements	Adjustments	Cash Balance
640	Flashlight	12,476.50	0.00	0.00	0.00	12,476.50
650	Greenhouse	58.43	0.00	0.00	0.00	58.43
660	Industrial Arts	3,944.70	0.00	0.00	0.00	3,944.70
670	Student Purchases	0.00	0.00	0.00	0.00	0.00
690	Yearbook	217.94	4,000.00	0.00	0.00	4,217.94
800	Backpack Program	13,263.50	0.00	0.00	0.00	13,263.50
805	EPOCH	469.10	0.00	0.00	0.00	469.10
810	Flower Fund	89.40	0.00	0.00	0.00	89.40
820	Alumni Board	361.49	0.00	0.00	0.00	361.49
830	Library Fund	805.70	0.00	0.00	0.00	805.70
840	Cats Cafe	149.81	0.00	0.00	0.00	149.81
850	Weight Room	0.00	0.00	0.00	0.00	0.00
860	Teachers' Workroom	1,537.03	1.00	94.75	0.00	1,443.28
861	Elementary Workroom	0.00	364.50	0.00	0.00	364.50
870	Therapy Dog	516.45	0.00	0.00	0.00	516.45
880	Wildcat Food	6,216.93	0.00	0.00	0.00	6,216.93
890	Wellness Grant	239.46	0.00	0.00	0.00	239.46
990	Interest	1,071.55	280.88	0.00	0.00	1,352.43
Totals:		<u>128,699.78</u>	<u>40,560.38</u>	<u>7,926.99</u>	<u>0.00</u>	<u>161,333.17</u>
SPS Totals:		<u>128,699.78</u>	<u>40,560.38</u>	<u>7,926.99</u>	<u>0.00</u>	<u>161,333.17</u>
Report Totals:		<u><u>128,699.78</u></u>	<u><u>40,560.38</u></u>	<u><u>7,926.99</u></u>	<u><u>0.00</u></u>	<u><u>161,333.17</u></u>

Check Detail

Sorted by Activity ID, Site ID.
From 07/01/2022 to 07/31/2022.

Activity ID Site ID	Activity Name Site Name	Vendor Name	Approved by	Amount
Check # Status	Issue Date Status Date	PO Number	1099? Invoice Number Description	
<hr/>				
100	Athletics			
<hr/>				
SPS	Superior Public Schools			
034474 Cleared	07/01/2022 07/31/2022	Innovative Office Solutions	Kim Williams whistles, lanyards	12.65
034475 Cleared	07/01/2022 07/31/2022	Paul Heusinkvelt	Kim Williams cell phone stipend	50.00
034478 Cleared	07/11/2022 07/31/2022	BSN Sports LLC	Kim Williams 2022-2023 athletic supplies	613.22
034479 Cleared	07/11/2022 07/31/2022	Harco Athletic Reconditioning Inc	Kim Williams FB helmet reconditioning	579.00
034487 Cleared	07/15/2022 07/31/2022	Neff	Kim Williams Chenille Letters	304.50
034490 Printed	07/22/2022 07/22/2022	S&S Worldwide, Inc	Kim Williams Volleyballs, floor tape	254.52
Total for SPS - Superior Public Schools:				1,813.89
Total for 100 - Athletics:				1,813.89

<hr/>				
120	Girls' Basketball			
<hr/>				
SPS	Superior Public Schools			
034477 Cleared	07/01/2022 07/31/2022	U.S. Bank	Kim Williams Runza-GBB camp food	83.42
034477 Cleared	07/01/2022 07/31/2022	U.S. Bank	Kim Williams Amigos GBB camp food	74.11
034477 Cleared	07/01/2022 07/31/2022	U.S. Bank	Kim Williams Ideal Market-GBB camp lunch items	65.59
Total for SPS - Superior Public Schools:				223.12
Total for 120 - Girls' Basketball:				223.12

Check Detail

Sorted by Activity ID, Site ID.
From 07/01/2022 to 07/31/2022.

Activity ID Site ID Check # Status	Activity Name Site Name Issue Date Status Date	Vendor Name PO Number	1099?	Invoice Number	Approved by Description	Amount
130 Football						
SPS Superior Public Schools						
034473 Cleared	07/01/2022 07/31/2022	Ideal Market	No	Jun 22 #1493	Kim Williams Golf tournament meal supplies	74.62
034476 Cleared	07/01/2022 07/31/2022	Superior Ace Hardware	No	221290/1	Kim Williams Golf tournament flag prizes	67.49
034480 Cleared	07/11/2022 07/31/2022	Lou's Sporting Goods	No	AAV751212- T101	Kim Williams FB girdles	294.00
034484 Cleared	07/11/2022 07/31/2022	School Health Corporation	No	4055491-00	Kim Williams water bottles	51.96
034491 Printed	07/22/2022 07/22/2022	Victorian Inn LLC	No	24249	Kim Williams Chadron coaches hotel room	75.46
Total for SPS - Superior Public Schools:						563.53
Total for 130 - Football:						563.53
170 Volleyball						
SPS Superior Public Schools						
034481 Cleared	07/11/2022 07/31/2022	Maverick Volleyball Camps	No	2022 UNO VB	Kim Williams UNO VB Camp registration fees	1,040.00
034482 Cleared	07/11/2022 07/31/2022	NE Top 10	No	2022 KCHS VB	Kim Williams VB Camp registration fees	550.00
Total for SPS - Superior Public Schools:						1,590.00
Total for 170 - Volleyball:						1,590.00
335 FBLA						
SPS Superior Public Schools						
034473 Cleared	07/01/2022 07/31/2022	Ideal Market	No	Jun 22 #658	Kim Williams FBLA breakfast	39.77
034477 Cleared	07/01/2022 07/31/2022	U.S. Bank	No	2033645	Kim Williams Casey's-summer breakfast	34.22
034477 Cleared	07/01/2022 07/31/2022	U.S. Bank	No	0026	Kim Williams Panera Bread-officer retreat lunch	76.85
Total for SPS - Superior Public Schools:						150.84
Total for 335 - FBLA:						150.84

Check Detail

Sorted by Activity ID, Site ID.
From 07/01/2022 to 07/31/2022.

Activity ID Site ID Check # Status	Activity Name Site Name Issue Date Status Date	Vendor Name PO Number	1099?	Invoice Number	Approved by Description	Amount
<hr/> 345 FFA <hr/>						
SPS	Superior Public Schools					
034477 Cleared	07/01/2022 07/31/2022	U.S. Bank	No	338-01	Kim Williams State of NE fireworks permit	26.63
034477 Cleared	07/01/2022 07/31/2022	U.S. Bank	No	BKCPP	Kim Williams KC Park Place officer breakout room	563.71
034488 Cleared	07/15/2022 07/31/2022	Aurora Cooperatvie	No	5122133	Kim Williams test plot spraying	1,423.34
Total for SPS - Superior Public Schools:						2,013.68
Total for 345 - FFA:						2,013.68
<hr/> 350 Foreign Language <hr/>						
SPS	Superior Public Schools					
034492 Printed	07/28/2022 07/28/2022	Superior Country Club	No	2022SCC	Kim Williams hamburgers used at hamburger feeds	300.00
<hr/> 500 Elementary K-5 <hr/>						
SPS	Superior Public Schools					
034472 Cleared	07/01/2022 07/31/2022	Bomgaars Supply	No	95126175	Kim Williams summer school treats	35.88
034489 Cleared	07/18/2022 07/31/2022	Sam's Club/Synchrony Bank	No	M4AZLS	Kim Williams summer school supplies	58.82
Total for SPS - Superior Public Schools:						94.70
Total for 500 - Elementary K-5:						94.70

Check Detail

Sorted by Activity ID, Site ID.
From 07/01/2022 to 07/31/2022.

Activity ID Site ID Check # Status	Activity Name Site Name Issue Date Status Date	Vendor Name PO Number	1099?	Invoice Number	Approved by Description	Amount
<hr/>						
630	Music					
<hr/>						
SPS	Superior Public Schools					
034471 Cleared	07/01/2022 07/31/2022	Amazon Capital Services	No	1YNW-1NGQ-1LQT	Kim Williams Band book	8.99
034485 Cleared	07/11/2022 07/31/2022	Yandas Music & Pro Audio	No	595359	Kim Williams trombone repairs	54.00
034485 Cleared	07/11/2022 07/31/2022	Yandas Music & Pro Audio	No	595367	Kim Williams saxophone repairs	130.99
034485 Cleared	07/11/2022 07/31/2022	Yandas Music & Pro Audio	No	595354	Kim Williams snare drum repairs	18.00
034485 Cleared	07/11/2022 07/31/2022	Yandas Music & Pro Audio	No	595353	Kim Williams snare drum repairs	18.00
034486 Cleared	07/13/2022 07/31/2022	Omaha Performing Arts	No	4724766	Kim Williams Annie ticket reservation-Orpheum	852.50
Total for SPS - Superior Public Schools:						1,082.48
Total for 630 - Music:						1,082.48
<hr/>						
860	Teachers' Workroom					
<hr/>						
SPS	Superior Public Schools					
034483 Cleared	07/11/2022 07/31/2022	Linpepco-Hastings	No	Jun 22 61105	Kim Williams machine drinks	94.75
Grand Total :						7,926.99

Superior Public Schools

July 2022 Revenue Budget Report

Account Code	Description	July 2022 Receipts	2021-2022 Budget	Actual (YTD)	Available (YTD)	% of Budget Received
01-1-01100-000-000	Local Property Taxes	(\$36,801.42)	(\$4,388,900.00)	(\$4,070,300.00)	(\$318,600.00)	92.74
01-1-01115-000-000	Carline Tax	\$0.00	(\$4,300.00)	(\$4,027.95)	(\$272.05)	93.67
01-1-01120-000-000	Pub Power 5% Gross	\$0.00	(\$7,000.00)	(\$7,036.72)	\$36.72	100.52
01-1-01125-000-000	Motor Vehicle Taxes	(\$23,384.02)	(\$225,000.00)	(\$237,263.71)	\$12,263.71	105.45
01-1-01140-000-000	Pen/Int on Delinquent Taxes	(\$463.56)	\$0.00	(\$12,163.22)	\$12,163.22	0.00
01-1-01311-000-000	Tuition - Indiv Reg Ed	\$0.00	\$0.00	(\$2,000.00)	\$2,000.00	0.00
01-1-01331-000-000	Tuition Otr Dist Reg Ed	\$0.00	(\$50,000.00)	(\$51,000.00)	\$1,000.00	102.00
01-1-01510-000-000	Interest	(\$635.31)	(\$15,000.00)	(\$4,380.71)	(\$10,619.29)	29.20
01-1-01911-000-000	Local License Fees	\$0.00	(\$1,500.00)	(\$2,110.00)	\$610.00	140.66
01-1-01920-000-000	Donations	\$0.00	\$0.00	(\$30,261.70)	\$30,261.70	0.00
01-1-01921-000-000	City Police Court Fines	(\$225.00)	\$0.00	(\$225.00)	\$225.00	0.00
01-1-01955-000-000	Postsecondary Receipts	(\$1,800.00)	\$0.00	(\$3,450.00)	\$3,450.00	0.00
01-1-01990-000-000	Other Local Receipts	\$0.00	(\$15,000.00)	(\$5,499.94)	(\$9,500.06)	36.66
01-1-02110-000-000	Co Fines & License Fees	(\$1,570.98)	(\$17,000.00)	(\$19,913.17)	\$2,913.17	117.13
01-1-02210-000-000	ESU Receipts	\$0.00	(\$2,500.00)	(\$254.52)	(\$2,245.48)	10.18
01-1-03110-000-000	State Aid	\$0.00	(\$1,127,531.00)	(\$1,127,531.00)	\$0.00	100.00
01-1-03120-000-000	Sped - School Age	\$0.00	(\$400,000.00)	(\$446,620.00)	\$46,620.00	111.65
01-1-03125-000-000	Sped Transport - SA	\$0.00	(\$32,000.00)	(\$29,254.00)	(\$2,746.00)	91.41
01-1-03130-000-000	Homestead Exemption	(\$9,189.69)	\$0.00	(\$45,948.45)	\$45,948.45	0.00
01-1-03131-000-000	Property Tax Credit	\$0.00	\$0.00	(\$316,538.62)	\$316,538.62	0.00
01-1-03132-000-000	Personal Prop Tax Credit	\$0.00	\$0.00	(\$2.65)	\$2.65	0.00
01-1-03133-000-000	Nameplate Capacity	\$0.00	(\$2,000.00)	\$0.00	(\$2,000.00)	0.00
01-1-03180-000-000	Pro-Rate Motor Vehicle	(\$2,685.86)	(\$9,000.00)	(\$10,927.84)	\$1,927.84	121.42
01-1-03400-000-000	State Apportionment	\$0.00	(\$50,000.00)	(\$51,050.53)	\$1,050.53	102.10
01-1-03535-000-000	High Ability Learners	\$0.00	(\$4,946.00)	(\$5,014.00)	\$68.00	101.37
01-1-04105-000-000	eRate Funding	\$0.00	\$0.00	(\$10,953.60)	\$10,953.60	0.00
01-1-04310-000-000	REAP	\$0.00	\$0.00	(\$9,259.57)	\$9,259.57	0.00
01-1-04421-000-000	IDEA ARP-Part B-611	\$0.00	\$0.00	(\$17,729.00)	\$17,729.00	0.00
01-1-04422-000-000	IDEA ARP-Part B-619	\$0.00	\$0.00	(\$1,413.00)	\$1,413.00	0.00
01-1-04505-000-000	Title I	\$0.00	(\$80,000.00)	(\$69,470.00)	(\$10,530.00)	86.83
01-1-04509-000-000	Title II A	\$0.00	(\$20,000.00)	(\$13,422.00)	(\$6,578.00)	67.11
01-1-04516-000-000	IDEA Presc (619) Base, E/P	(\$4,021.00)	(\$4,000.00)	(\$4,021.00)	\$21.00	100.52
01-1-04518-000-000	IDEA Part B (611) Base, E/P	\$0.00	(\$96,000.00)	(\$101,090.00)	\$5,090.00	105.30
01-1-04525-000-000	Fed Voc (Carl Perkins)	\$0.00	(\$9,000.00)	\$0.00	(\$9,000.00)	0.00
01-1-04531-000-000	Title IV, Part B, 21st Century	(\$16,322.00)	(\$10,000.00)	(\$78,704.00)	\$68,704.00	787.04
01-1-04708-000-000	MIPS	(\$9,214.11)	(\$15,000.00)	(\$36,396.49)	\$21,396.49	242.64
01-1-04709-000-000	MAAPS	(\$4,806.98)	(\$10,000.00)	(\$14,650.22)	\$4,650.22	146.50
01-1-04969-000-000	Title IV, Part A	\$0.00	\$0.00	(\$10,000.00)	\$10,000.00	0.00
01-1-04997-000-000	ESSER II	\$0.00	(\$165,000.00)	(\$55,533.00)	(\$109,467.00)	33.65

01-1-04998-000-000	ESSER III	\$0.00	(\$558,500.00)	(\$259,511.00)	(\$298,989.00)	46.46
01-1-05300-000-000	Sale Of Property	\$0.00	(\$100.00)	(\$6,531.75)	\$6,431.75	6,531.75
01-1-05301-000-000	Insurance Adjustments	\$0.00	\$0.00	(\$5,310.56)	\$5,310.56	0.00
Subtotal 01 - General Fund		(\$111,119.93)	(\$7,319,277.00)	(\$7,176,768.92)	(\$142,508.08)	98.05
02-1-01510-000-000	Interest	(\$45.07)	(\$1,600.00)	(\$560.08)	(\$1,039.92)	35.00
Subtotal 02 - Depreciation Fund		(\$45.07)	(\$1,600.00)	(\$560.08)	(\$1,039.92)	35.01
03-1-01510-000-000	Interest On Account	(\$5.24)	(\$50.00)	(\$24.25)	(\$25.75)	48.50
03-1-05200-000-000	General Fund Transfers	(\$40,000.00)	\$0.00	(\$40,000.00)	\$40,000.00	0.00
Subtotal 03 - Employee Benefit Fund		(\$40,005.24)	(\$50.00)	(\$40,024.25)	\$39,974.25	80,048.50
06-1-01510-000-000	Interest On Account	(\$4.30)	(\$25.00)	(\$30.72)	\$5.72	122.88
06-1-01611-000-000	Student Lunch	\$0.00	(\$4,000.00)	\$328.86	(\$4,328.86)	-8.22
06-1-01612-000-000	Student Breakfast	\$0.00	(\$1,000.00)	\$0.00	(\$1,000.00)	0.00
06-1-01620-000-000	Extra Items (A La Carte)	\$0.00	(\$15,000.00)	(\$14,978.52)	(\$21.48)	99.85
06-1-01990-000-000	Other Local (Misc)	(\$70.26)	(\$1,250.00)	(\$1,138.86)	(\$111.14)	91.10
06-1-03150-000-000	State Lunch Reimb	\$0.00	(\$1,500.00)	\$0.00	(\$1,500.00)	0.00
06-1-04210-000-000	Federal Reimbursement	(\$4,583.56)	(\$230,000.00)	(\$278,844.21)	\$48,844.21	121.23
Subtotal 06 - School Nutrition Fund		(\$4,658.12)	(\$252,775.00)	(\$294,663.45)	\$41,888.45	116.57
07-1-01100-000-000	Property Tax	(\$4,444.21)	(\$530,000.00)	(\$492,556.59)	(\$37,443.41)	92.93
07-1-01115-000-000	Carline Tax	\$0.00	(\$400.00)	(\$487.42)	\$87.42	121.85
07-1-01120-000-000	Pub Power 5% Gross	\$0.00	\$0.00	(\$849.75)	\$849.75	0.00
07-1-01140-000-000	Pen/Int on Delinquent Taxes	(\$55.98)	(\$1,000.00)	(\$2,502.59)	\$1,502.59	250.25
07-1-01510-000-000	Interest	(\$183.52)	(\$1,000.00)	(\$1,389.10)	\$389.10	138.91
07-1-03130-000-000	Homestead Exemption	(\$1,109.74)	\$0.00	(\$4,554.14)	\$4,554.14	0.00
07-1-03131-000-000	Prop Tax Credit	\$0.00	\$0.00	(\$38,225.10)	\$38,225.10	0.00
07-1-03132-000-000	Personal Prop Tax Credit	\$0.00	\$0.00	(\$0.31)	\$0.31	0.00
07-1-03180-000-000	Pro Rate MV	(\$324.34)	(\$900.00)	(\$1,320.87)	\$420.87	146.76
Subtotal 07 - Bond Fund		(\$6,117.79)	(\$533,300.00)	(\$541,885.87)	\$8,585.87	101.61
08-1-01100-000-000	Property Tax	(\$5,028.80)	(\$600,000.00)	(\$519,411.15)	(\$80,588.85)	86.56
08-1-01115-000-000	Carline Tax	\$0.00	(\$500.00)	(\$518.27)	\$18.27	103.65
08-1-01120-000-000	Pub Power 5% Gross	\$0.00	\$0.00	(\$961.98)	\$961.98	0.00
08-1-01140-000-000	Pen/Int on Delinquent Taxes	(\$63.09)	(\$1,000.00)	(\$1,395.93)	\$395.93	139.59
08-1-01510-000-000	Interest	(\$533.01)	(\$600.00)	(\$4,194.86)	\$3,594.86	699.14
08-1-01920-000-000	Donations	\$0.00	(\$10,000.00)	\$0.00	(\$10,000.00)	0.00
08-1-03130-000-000	Homestead Exempt	(\$1,256.31)	\$0.00	(\$6,281.55)	\$6,281.55	0.00

08-1-03131-000-000	Prop Tax Credit	\$0.00	\$0.00	(\$43,273.60)	\$43,273.60	0.00
08-1-03132-000-000	Personal Prop Tax Credit	\$0.00	\$0.00	(\$0.29)	\$0.29	0.00
08-1-03180-000-000	Pro Rate MV	(\$367.18)	(\$900.00)	(\$1,454.57)	\$554.57	161.61
08-1-04997-000-000	ESSER II	\$0.00	\$0.00	(\$88,400.00)	\$88,400.00	0.00
08-1-05400-000-000	Loan Proceeds	\$0.00	(\$3,000,000.00)	(\$850,000.00)	(\$2,150,000.00)	28.33
Subtotal 08 - Special Building Fund		(\$7,248.39)	(\$3,613,000.00)	(\$1,515,892.20)	(\$2,097,107.80)	41.96
09-1-01100-000-000	Property Tax	\$0.00	\$0.00	(\$5.98)	\$5.98	0.00
09-1-01140-000-000	Pen/Int on Delinquent Taxes	\$0.00	\$0.00	(\$4.13)	\$4.13	0.00
09-1-01510-000-000	Interest	(\$279.69)	\$0.00	(\$2,133.90)	\$2,133.90	0.00
09-1-05100-000-000	QCPUF Bond proceeds	\$0.00	\$0.00	(\$1,285,000.00)	\$1,285,000.00	0.00
Subtotal 09 - QCPUF Fund		(\$279.69)	\$0.00	(\$1,287,144.01)	\$1,287,144.01	0.00
Grand Total		(\$169,474.23)	(\$11,720,002.00)	(\$10,856,938.78)	(\$863,063.22)	92.64

Superior Public Schools

July 2022 Expense Budget Report

FUND	FUNCTION	July 2022 Expenditures)	2021-2022 Budget	Actuals (YTD)	Available	% of Budget Spent
01 - General Fund	01100 - Regular Instruction	\$276,693.46	\$3,126,360.00	\$2,559,758.81	\$566,601.19	81.88
01 - General Fund	01125 - Academic Intervention (Flex-Spending)	\$0.00	\$6,950.00	\$7,719.26	(\$769.26)	111.07
01 - General Fund	01150 - Limited English Proficiency	\$0.00	\$5,650.00	\$5,359.43	\$290.57	94.86
01 - General Fund	01160 - Poverty Programs	\$0.00	\$220,100.00	\$246,725.12	(\$26,625.12)	112.10
01 - General Fund	01200 - Special Education - School Age	\$47,903.35	\$905,500.00	\$795,553.21	\$109,946.79	87.86
01 - General Fund	01291 - Special Education - Ages 3-5	\$8,939.40	\$159,500.00	\$130,229.55	\$29,270.45	81.65
01 - General Fund	01292 - Special Education - Ages 0-2	\$2,250.00	\$35,000.00	\$32,901.91	\$2,098.09	94.01
01 - General Fund	01300 - Summer School	\$1,576.83	\$27,740.00	\$3,469.29	\$24,270.71	12.51
01 - General Fund	01400 - Adult Education	\$0.00	\$3,200.00	\$0.00	\$3,200.00	0.00
01 - General Fund	02110 - Attendance/Social Work Services	\$0.00	\$10,000.00	\$5,060.70	\$4,939.30	50.61
01 - General Fund	02120 - Guidance Services	\$10,568.30	\$124,800.00	\$86,104.65	\$38,695.35	68.99
01 - General Fund	02130 - Health Services	\$1.98	\$16,700.00	\$8,201.82	\$8,498.18	49.11
01 - General Fund	02131 - Health Services-SPED SA	\$0.00	\$0.00	\$6,173.31	(\$6,173.31)	
01 - General Fund	02140 - Psychological Services	\$0.00	\$20,000.00	\$23,260.33	(\$3,260.33)	116.30
01 - General Fund	02141 - Psychological Services - School Age	\$2,358.85	\$80,000.00	\$57,634.22	\$22,365.78	72.04
01 - General Fund	02142 - Psychological Services - Ages 3-5	\$340.10	\$5,000.00	\$2,826.20	\$2,173.80	56.52
01 - General Fund	02143 - Psychological Services - Ages 0-2	\$0.00	\$4,000.00	\$0.00	\$4,000.00	0.00
01 - General Fund	02151 - Speech Path and Deaf Ed - School Age	\$14,400.73	\$246,200.00	\$175,237.43	\$70,962.57	71.18
01 - General Fund	02152 - Speech Path and Deaf Ed - Ages 3-5	\$2,062.13	\$32,300.00	\$19,791.00	\$12,509.00	61.27
01 - General Fund	02153 - Speech Path and Deaf Ed - Ages 0-2	\$2,137.50	\$20,000.00	\$27,322.57	(\$7,322.57)	136.61
01 - General Fund	02161 - Occupational Therapy- School Age	\$10,261.71	\$22,000.00	\$23,284.45	(\$1,284.45)	105.84
01 - General Fund	02162 - Occupational Therapy - Ages 3-5	\$3,855.42	\$8,000.00	\$6,984.18	\$1,015.82	87.30
01 - General Fund	02163 - Occupational Therapy-Ages 0-2	\$1,490.35	\$4,000.00	\$2,866.07	\$1,133.93	71.65
01 - General Fund	02171 - Physical Therapy - School Age	\$0.00	\$13,000.00	\$12,205.50	\$794.50	93.89
01 - General Fund	02172 - Physical Therapy-Ages 3-5	\$0.00	\$4,000.00	\$3,653.75	\$346.25	91.34
01 - General Fund	02173 - Physical Therapy-Ages 0-2	\$0.00	\$2,000.00	\$3,278.50	(\$1,278.50)	163.93
01 - General Fund	02181 - Vision Services - School Age	\$754.00	\$5,000.00	\$6,862.10	(\$1,862.10)	137.24
01 - General Fund	02190 - Student Activities	\$8,761.84	\$33,000.00	\$27,991.02	\$5,008.98	84.82
01 - General Fund	02212 - Instruction/Curriculum Development	\$1,389.30	\$55,500.00	\$38,403.60	\$17,096.40	69.20
01 - General Fund	02213 - Instructional Staff Training	\$1,044.00	\$14,000.00	\$11,039.05	\$2,960.95	78.85
01 - General Fund	02220 - Library/Media Services	\$6,803.17	\$119,500.00	\$97,477.15	\$22,022.85	81.57
01 - General Fund	02224 - Educational Television Services	\$388.84	\$5,000.00	\$3,470.49	\$1,529.51	69.41
01 - General Fund	02230 - Instruction-Related Technology	\$6,675.04	\$134,500.00	\$105,335.52	\$29,164.48	78.32
01 - General Fund	02240 - Academic Student Assessment	\$0.00	\$1,500.00	\$5,152.94	(\$3,652.94)	343.53
01 - General Fund	02310 - Board of Education	\$0.00	\$35,000.00	\$25,175.19	\$9,824.81	71.93
01 - General Fund	02320 - Superintendent	\$20,231.64	\$260,000.00	\$221,148.40	\$38,851.60	85.06
01 - General Fund	02330 - District Legal Services	\$0.00	\$12,000.00	\$7,161.50	\$4,838.50	59.68
01 - General Fund	02410 - Principal	\$32,600.19	\$390,000.00	\$349,218.13	\$40,781.87	89.54
01 - General Fund	02510 - Business Office	\$15,457.90	\$173,800.00	\$162,454.01	\$11,345.99	93.47

01 - General Fund	02530 - Publishing Services	\$0.00	\$1,000.00	\$0.00	\$1,000.00	0.00
01 - General Fund	02570 - Personnel Services	\$1,184.00	\$5,200.00	\$2,625.94	\$2,574.06	50.50
01 - General Fund	02610 - Custodial	\$19,345.17	\$388,000.00	\$305,359.71	\$82,640.29	78.70
01 - General Fund	02620 - Building Maintenance	\$34,925.34	\$407,000.00	\$255,650.30	\$151,349.70	62.81
01 - General Fund	02630 - Grounds Maintenance	\$4,640.18	\$80,000.00	\$37,475.97	\$42,524.03	46.84
01 - General Fund	02650 - Non-Pupil Vehicle	\$433.10	\$11,500.00	\$6,137.40	\$5,362.60	53.37
01 - General Fund	02660 - Security	\$878.47	\$17,000.00	\$14,521.03	\$2,478.97	85.42
01 - General Fund	02670 - Safety	\$66.60	\$8,000.00	\$13,367.16	(\$5,367.16)	167.09
01 - General Fund	02710 - Regular Transportation	\$10,106.52	\$464,300.00	\$256,728.05	\$207,571.95	55.29
01 - General Fund	02712 - School Age SPED Transportation	\$1,767.90	\$62,700.00	\$41,369.45	\$21,330.55	65.98
01 - General Fund	02713 - Preschool Transportation	\$39.50	\$28,300.00	\$20,353.73	\$7,946.27	71.92
01 - General Fund	02730 - Regular Vehicle Maintenance	\$2,104.61	\$29,200.00	\$15,895.09	\$13,304.91	54.44
01 - General Fund	02732 - School Age SPED Vehicle Maintenance	\$0.00	\$11,000.00	\$1,700.74	\$9,299.26	15.46
01 - General Fund	02733 - Preschool Vehicle Maintenance	\$0.00	\$5,000.00	\$746.60	\$4,253.40	14.93
01 - General Fund	03535 - High Ability Learners	\$9,985.00	\$40,000.00	\$26,651.82	\$13,348.18	66.63
01 - General Fund	06200 - Title IA	\$2,732.69	\$112,200.00	\$81,228.47	\$30,971.53	72.40
01 - General Fund	06310 - Title IIA	\$0.00	\$26,500.00	\$23,422.00	\$3,078.00	88.38
01 - General Fund	06406 - IDEA Preschool (619) Base Allocation	\$0.00	\$4,000.00	\$4,021.00	(\$21.00)	100.53
01 - General Fund	06408 - IDEA Part B (611)	\$8,763.61	\$108,200.00	\$93,002.60	\$15,197.40	85.95
01 - General Fund	06421 - IDEA ARP Part B 611	\$0.00	\$0.00	\$17,729.00	(\$17,729.00)	
01 - General Fund	06422 - IDEA ARP Part B 619	\$0.00	\$0.00	\$1,413.00	(\$1,413.00)	
01 - General Fund	06968 - 21st Century Learning	\$12,648.81	\$76,400.00	\$62,923.41	\$13,476.59	82.36
01 - General Fund	06992 - REAP	\$0.00	\$30,000.00	\$9,259.57	\$20,740.43	30.87
01 - General Fund	06997 - ESSER II	\$6,611.94	\$83,000.00	\$68,607.04	\$14,392.96	82.66
01 - General Fund	06998 - ESSER III	\$17,349.46	\$404,700.00	\$227,119.32	\$177,580.68	56.12
01 - General Fund	08000 - Transfers (Outgoing)	\$21,000.00	\$45,000.00	\$45,000.00	\$0.00	100.00
Subtotal 01 - General Fund		\$633,528.93	\$8,789,000.00	\$6,938,798.76	\$1,850,201.24	78.95%
02 - Depreciation Fund	02900 - Other Support Services	\$0.00	\$759,522.00	\$187,316.00	\$572,206.00	24.66
Subtotal 02 - Depreciation Fund		\$0.00	\$759,522.00	\$187,316.00	\$572,206.00	24.66%
03 - Employee Benefit Fund	02900 - Other Support Services	\$0.00	\$95,630.00	\$58,372.30	\$37,257.70	61.04
Subtotal 03 - Employee Benefit Fund		\$0.00	\$95,630.00	\$58,372.30	\$37,257.70	61.04%
06 - School Nutrition Fund	03100 - Food Services Operations	\$10,148.45	\$340,000.00	\$325,788.45	\$14,211.55	95.82
Subtotal 06 - School Nutrition Fund		\$10,148.45	\$340,000.00	\$325,788.45	\$14,211.55	95.82%
07 - Bond Fund	05000 - Debt Service	\$0.00	\$530,000.00	\$527,655.00	\$2,345.00	99.56
Subtotal 07 - Bond Fund		\$0.00	\$530,000.00	\$527,655.00	\$2,345.00	99.56%

08 - Special Building Fund	02620 - Building Maintenance	\$0.00	\$955,787.00	\$0.00	\$955,787.00	0.00
08 - Special Building Fund	02660 - Security	\$0.00	\$0.00	\$30,462.00	(\$30,462.00)	
08 - Special Building Fund	02670 - Safety	\$0.00	\$0.00	\$7,500.00	(\$7,500.00)	
08 - Special Building Fund	04100 - Land Acquisition	\$0.00	\$200,000.00	\$0.00	\$200,000.00	0.00
08 - Special Building Fund	04300 - Architecture and Engineering	\$0.00	\$0.00	\$58,941.99	(\$58,941.99)	
08 - Special Building Fund	04700 - Building Improvements	\$0.00	\$1,715,509.00	\$71,160.00	\$1,644,349.00	4.15
08 - Special Building Fund	05000 - Debt Service	\$0.00	\$0.00	\$5,125.97	(\$5,125.97)	
08 - Special Building Fund	06997 - ESSER II	\$0.00	\$0.00	\$88,400.00	(\$88,400.00)	
Subtotal 08 - Special Building Fund		\$0.00	\$2,871,296.00	\$261,589.96	\$2,609,706.04	9.11%
09 - QCPUF Fund	04500 - Building Acquisition and Construction	\$0.00	\$1,285,000.00	\$400,256.50	\$884,743.50	31.15
09 - QCPUF Fund	05000 - Debt Service	\$0.00	\$0.00	\$6,532.26	(\$6,532.26)	
Subtotal 09 - QCPUF Fund		\$0.00	\$1,285,000.00	\$406,788.76	\$878,211.24	31.66%
Grand Total		\$643,677.38	\$14,670,448.00	\$8,706,309.23	\$5,964,138.77	59.35%

Superior Public Schools

August 2022 Checks for Payment Listing Report

Payee	Description	Amount
AKJ Education	Huynh-Reading text	\$1,814.46
Amazon Capital Services	library supplies, books	\$1,419.85
Amazon Capital Services	library books, supplies	\$821.75
Amazon Capital Services	FB field speakers	\$238.00
Amazon Capital Services	C Utecht supplies	\$164.25
Amazon Capital Services	Long supplies	\$90.58
Amazon Capital Services	2022-23 Prime membership	\$779.00
Amazon Capital Services	White supplies	\$68.94
Amazon Capital Services	security supplies	\$19.99
Amazon Capital Services	Kids Club supplies	\$129.31
Amazon Capital Services	Long supplies	\$316.64
Amazon Capital Services	maintenance supplies	\$16.98
Amazon Capital Services	Trauernicht supplies	\$13.97
Amazon Capital Services	Elem Math carts	\$387.35
Amazon Capital Services	inventory labels	\$202.78
Apple Inc.	B Corman, Boyles computers	\$1,798.00
ASK Supply Company	custodial supplies	\$140.05
ASK Supply Company	custodial supplies	\$1,007.48
Awards Unlimited, Inc.	graduation medals	\$107.47
B-Green Lawn Care	3rd application-Main FB field	\$575.00
B-Green Lawn Care	Iron-Main FB field	\$125.00
B-Green Lawn Care	Fungicide-Main FB field	\$380.00
B-Green Lawn Care	track area sandbur control	\$680.00
Blick Art Materials	2022-23 Rempe Art supplies	\$6,094.82
Blick Art Materials	2022-23 Rempe Art supplies	\$5.65
Brodstone Healthcare	June 2022 LMHP services	\$1,121.78
Brodstone Healthcare	June 2022 nursing services	\$539.28
Brodstone Healthcare	June 2022 PT services	\$651.75
Bruce Fullerton	Parking lot striping	\$3,235.00
Cavendish Square Publishing	Country books	\$201.48
Committee for Children	2022-23 Second Step license	\$2,329.00
Computer Hardware Inc	30 Chromebooks-Grade 1	\$14,133.90
Curriculum Associates LLC	Blackstone Phonics workbooks	\$89.49
Curriculum Leadership Institute	2022-2023 payment 1 CLI	\$3,702.50
Curriculum Leadership Institute	2022-2023 pymt 2	\$2,300.00
Eakes Office Solutions	Arickx supplies	\$4.50
Eakes Office Solutions	Cook-calendars	\$38.07
Educational Service Unit #9	Fierstein leadership retreat	\$189.00
Educational Service Unit #9	Christiancy Great Plains Summit	\$199.00
Eric Frasier	tree removal	\$1,250.00
ESU Coordinating Council	2022-23 SWANK-movie licensing	\$351.00
Glenwood Telecommunications	Aug 2022 internet services	\$313.95
Glenwood Telecommunications	Aug 2022 landlines	\$177.85
Hastings Public Schools	2022 summer school tuition	\$2,000.00
HireRight, LLC	2022-23 screening services	\$273.75
Hodge Products Inc	padlocks	\$32.24
Hodge Products Inc	padlocks	\$174.24
Hometown Leasing	Aug 22 eGold fax	\$64.63
Hometown Leasing	copiers/printers lease	\$1,777.00
Ideal Market	softener salt	\$83.88
Ideal Market	PK supplies	\$11.55
Ideal Market	New Teacher Orientation supplies	\$11.40
Ideal Market	Kids Club supplies	\$15.87

IdentiSys Inc	employee badging software	\$450.00
Innovative Office Solutions	Elem supplies	\$58.49
Innovative Office Solutions	Elem supplies	\$96.21
Innovative Office Solutions	Elem supplies	\$4.90
Jodi Fierstein	cell phone stipend	\$50.00
John Druba	June 2022 trash service	\$185.00
JW Pepper & Son Inc	Fall concert music	\$144.94
JW Pepper & Son Inc	Fall concert music	\$60.00
JW Pepper & Son Inc	Fall concert music	\$136.49
Kenny's Lumber and Farm Supply Inc	maintenance supplies	\$190.09
Learning Without Tears	Writing books	\$2,945.91
Logan Christianity	cell phone stipend	\$50.00
Marty Kobza	cell phone stipend	\$50.00
Matheson Tri-Gas Inc	welding gas tank rental	\$46.58
Meininger Fire Protection, Inc	annual fire sprinkler inspection	\$475.00
Meininger Fire Protection, Inc	server room sprinkler system service	\$955.00
Melissa Schuster	Launch leadership van gas	\$49.87
Menards	maintenance supplies	\$78.61
Menards-Lincoln North	wire nuts	\$17.99
Midlands Mechanical Inc	Elem backflows repair	\$2,860.00
Nebraska Council of School Administrators	2022-23 Fierstein dues	\$789.00
Nebraska Council of School Administrators	Kobza Admin Days registration	\$225.00
Nebraska Council of School Administrators	Fierstein Admin Days registration	\$225.00
Nex-Tech	security cameras lease	\$735.88
One Source	Hiatt driver background check	\$15.00
One Source	Miller driver background check	\$15.00
Petro Plus	mower gas	\$399.25
Petro Plus	'19 Impala tire repair	\$20.00
Petro Plus	staff gas	\$172.73
Petro Plus	bus/van gas	\$438.50
Pine Cove Consulting, LLC	security monitor workstations	\$2,727.04
Pine Cove Consulting, LLC	Jul 2022 monthly managed services, network	\$1,906.67
Pine Cove Consulting, LLC	monthly backup/restore	\$450.00
Pine Cove Consulting, LLC	Aug 2022 monthly managed services, network	\$1,906.67
Precision Signs & Graphics	Room signs, security signs	\$360.00
Protex Central Inc	Fire alarm service	\$927.90
Pyramid School Products	Elem supplies	\$657.77
Robert Cook	cell phone stipend	\$50.00
Rutt's Heating & AC - Mechanical	Elem HVAC service	\$520.00
Sarah M Kirchhoff	Kids Club t-shirts	\$754.00
Scholastic Inc.	2022-23 subscriptions	\$1,703.22
Scholastic Inc.	2022-23 PK-5 Subscriptions	\$942.32
School Specialty, LLC	J Utecht Reading materials	\$4,127.52
Scott's Sales and Service, LLC	air filters	\$87.00
Superior Ace Hardware	grounds care supplies	\$3.99
Superior Ace Hardware	maintenance supplies	\$74.02
Superior Outdoor Power Center	mower parts	\$92.64
Superior Outdoor Power Center	mower parts	\$493.53
Superior Outdoor Power Center	mower parts	\$2.04
Superior Outdoor Power Center	mower parts	\$5.72
Superior Publishing Co., Inc	mtg notices, proceedings	\$185.27
Superior Utilities	monthly utilities	\$8,509.83
Teacher Synergy, LLC	PK Dramatic play download	\$101.99
The Sherwin Williams Co	paint	\$69.04
U.S. Bank	Casey's-GBB camps gas	\$235.89
U.S. Bank	Hulu-monthly subscription	\$74.89
U.S. Bank	Brewskys, HopCat, Graduate-Lodging, meals-Great Plains Summit	\$258.14
U.S. Bank	Tech Curriculum-K-5 online curriculum	\$135.00

U.S. Bank	Thrively-2022-23 subscription	\$198.00
U.S. Bank	Casey's - pizza for new teacher orientation lunch	\$98.94
U.S. Bank	NE DMV-PK van drivers records	\$15.00
U.S. Bank	Casey's-VB camps gas	\$376.35
U.S. Bank	Rolling Hills Zoo-Kids Club field trip	\$381.00
U.S. Bank	Lone Star Percussion-Band supplies	\$120.43
Verizon Wireless	Kids Club phone	\$52.97
Verizon Wireless	maintenance phone	\$52.97
Verizon Wireless	PALLS Van 7 phone	\$20.21
Verizon Wireless	PALLS Van 8 phone	\$20.21
Verizon Wireless	bus/van phones	\$214.65
Verizon Wireless	SPED Bus 17 phone	\$20.21
WageWorks, Inc.	Flex plan admin fee	\$204.00
Wayne State College	Kobza-2022 WSC Career Fair	\$125.00
Weissert Hardwood Flooring	Elem gym floor refinishing	\$2,140.74
Woodwards Disposal	shredding service	\$20.00
Yandas Music & Pro Audio	clarinet repairs	\$38.00
Yandas Music & Pro Audio	trumpet repairs	\$38.00
Yandas Music & Pro Audio	saxophone repairs	\$68.00
Yandas Music & Pro Audio	French horn repairs	\$50.00
Yandas Music & Pro Audio	saxophone repairs	\$48.00
		\$96,274.65

August 2022 Payroll & Benefits


\$425,431.02

TOTAL GENERAL FUND

\$521,705.67

Superior Public Schools

Bridge School




Alternatives for Secondary Students

PARENT/STUDENT HANDBOOK

“The future walks through the doors of our schools each and every day”

Table of Contents

NOTICE OF NONDISCRIMINATION	1
KEY FEATURES OF THE SCHOOL	2
ENROLLMENT CRITERIA	2-3
STUDENT REFERRAL TO THE BRIDGE SCHOOL	3-4
PARENT INVOLVEMENT	4
INSTRUCTION AND LEARNING EMPHASIS	4
SERVICE LEARNING EMPHASIS	4-5
CAREER PLANNING EMPHASIS	5
ON-LINE VIRTUAL LEARNING EMPHASIS:	5
STUDENT RESPONSIBILITIES	5
PARENT/GUARDIAN RESPONSIBILITIES	5-6
TEACHER RESPONSIBILITIES	6
STUDENTS 18 YEARS AND OLDER – RIGHTS AND RESPONSIBILITIES	6
PROGRESS REPORTS AND REPORT CARDS	6
ACADEMIC CONTINGENCIES/STUDENT ACCOUNTABILITY	6-7
STUDENT SERVICE/ACADEMIC/CAREER SUPPORT	7
GRADUATION REQUIREMENTS	7-9
ALTERNATIVE EDUCATION STUDENT PLACEMENT FORM	10
INDIVIDUALIZED LEARNING PLAN	11-13
BRIDGE SCHOOL PROGRAM SIGNATURE PAGE	14



NOTICE OF NONDISCRIMINATION

Superior Public Schools does not discriminate on the basis of race, color, national origin, sex, age or handicap in admission or access to or treatment or employment in, its educational programs or activities. Inquiries concerning Title VI, Title IX, and Section 504 may be referred to the Superior Public Schools Title IX Coordinator (Telephone 402-879-9958) or to the Office of Civil Rights, United States Department of Education, 1961 Stout Street, Denver, Colorado, 80294

Superior Bridge School. **A school within a school.**

KEY FEATURES OF THE SCHOOL

The Bridge School is a school created to respond to the individual needs of students by providing academic and emotional intervention to adolescents through long-term, sustained support. The school is about building relationships with students, monitoring student progress, offering academic support and facilitating collaboration between the student, the school, the home, and the community.

Preventive: Focuses on risk factors that can be altered through intervention

Capacity Building: Promotes the acquisition of skills and successful school habits

Efficient: Builds upon existing resources and networks within systems of home, school and community

Outreach: Structured to create long-term, trusting relationships between school, youth, families and community

Individualized: Systematically focuses on the individual needs of students

Adaptable: Uniquely designed to incorporate the goals and strengths of the local school, the home, and the community as a whole

ENROLLMENT CRITERIA

Superior Bridge School is designed to address the needs of middle and high school students who seek or need an alternative from a traditional high school setting in order to achieve success. The following criteria apply to all students interested or required in enrolling:

- All secondary students (Grades 6-12) are eligible for the program.
- A student must be willing to discuss and work on altering any behaviors or stumbling blocks that may have contributed to a lack of success in the past.
- A student must meet attendance expectations and follow all rules and regulations listed in the student handbook.
- Customized intervention programs with support services to meet the individual, unique needs of students who may benefit from an alternative placement will be determined through the building SAT process. Once a placement is determined at the Bridge School, a comprehensive transition plan will be developed to either 1) provide support for graduation, or 2) provide for the return of the student to the traditional school setting.
- An Individualized Learning Plan or Individualized Education Plan will be developed for each student by building staff in consultation with parents. The ILP/IEP must address the presenting academic and or behavior problems including:
 - Academic and or/behavioral goals to be met in the ILP/IEP
 - Projected time-lines for meeting the goals
 - Criteria that will be used in evaluating student progress
 - Signatures of the student and parents showing that they accept placement in the Bridge School and that they will abide by the academic, behavioral and social expectations established in the ILP/IEP

- Students may be referred for the following reasons (this list is not all-inclusive):
 - The student is suspended for up to ten days or expelled
 - The nature and seriousness of a school policy violation
 - The degree of danger to the school community
 - The student’s disciplinary history, including the seriousness and number of previous infractions
 - The appropriateness of an alternative education placement or program
 - The results of any mental health, substance abuse, or medical assessments (including pregnancy)
 - 504 plan which calls for an alternative temporary placement
 - Student attendance/academic records
 - Student/parents self-select to attend alternative placement

STUDENT REFERRAL TO THE BRIDGE SCHOOL

- At-Risk Students may be referred to the principal by school personnel, parent, and community agency or as a result of court proceedings. Any referral will be part of the established building SAT process. The SAT, in addition to the student and parents will:
 - Receive and review the referral
 - Schedule a placement meeting
 - Provide written notification to the parents as to time/date/ and place of the meeting
 - Provide documentation of the extent and effectiveness of current interventions (From previous SAT Documentation)
 - Provide evidence to support a possible placement in the alternative school setting
 - Document the individuals involved in the decision
 - If placed in the alternative school setting, provide written notification to parent/guardian
 - Evaluate all available data
 - Discipline/attendance records
 - Demographic data
 - Number of years student in grade placement or credit completion for his/her age
 - Cumulative record
 - State and district assessment results
 - Interviews with student and parents
 - A representative sample of current student work in the regular classroom
 - Medical records, if needed
 - Court records, if needed
 - Academic and behavioral screening information, if available
 - Make a decision about additional information needed
 - Make recommendations for other interventions that may be implemented in the regular classroom, or make a referral to another program of service (example: remedial reading/math) in the school’s continuum of services for at-risk students.

- Provide all possible support, and if the SAT determines that the school cannot provide any further meaningful or effective assistance, or if the circumstances surrounding the student call support outside of the traditional school day, a referral to the Bridge School will be made.
- The SAT team reviews data to: A) try another intervention, B) remain in regular school setting, C) refer to Bridge School.
- If the SAT committee, along with the parent, decides that the Bridge School is an appropriate placement for the student, the team creates an academic/service work/career exploration/work experience schedule for the student.
- Students receiving special education services will be placed at the Bridge School with an appropriate IEP written to reflect the Bridge School Placement. All federal and state special education criteria will be met through the IEP.

PARENT INVOLVEMENT

If placed in the alternative school, parents will be asked to be engaged in the learning process in the following ways:

- Parents must be informed of their child's progress
- Parents must be invited and participate in decisions that affect the placement of their child
- Parents are to be invited and participate in decisions that pursue to seek to enlist their child in additional services related to service learning, career exploration, or career experience
- Parents are to be informed in writing of the placement of their child in an alternative placement

INSTRUCTION AND LEARNING EMPHASIS

- Curriculum and instructional practices shall reflect high expectations for students
- Instruction shall address cultural and learning style differences
- Instructional activities shall be consistent with the written curriculum and age/grade level appropriate
- Instructional materials will be age/grade level appropriate
- Sufficient instructional materials, supplies and equipment shall be available to deliver the instructional program
- The instructional program will be delivered in a climate conducive to learning
- The instructional program shall include educational and workforce development opportunities

SERVICE LEARNING\COMMUNITY SERVICE EMPHASIS

All students are encouraged to take elective Service Learning\Community Service experiences where they will have the opportunity to take on school and community projects. The core concept combines service objectives and learning objectives to encourage beneficial change in the student while providing measurable contributions to the community. In addition, students are eligible to earn Service Learning\Community Service Experience credit.

- Students are eligible to receive two (2) elective credits per year for community service. To receive this credit, students must complete ninety (90) hours of approved community service and submit agreed-upon documentation to the Bridge School teacher for verification of the community service.

CAREER PLANNING\WORK EXPERIENCE EMPHASIS

Students are encouraged to participate in the elective Career Planning\Work experience where they will have the opportunity to develop short-term and long-term goals toward post-secondary pursuits and professional work opportunities. This can be earned in the following way:

- Students are eligible to receive three (3) elective credits per year for hours worked at a place of employment outside of school hours. To receive this credit, students must work 180 hours per semester and submit, to the Bridge School teacher, pay stubs to verify hours worked.

ON-LINE VIRTUAL LEARNING EMPHASIS

- Students showing need may earn credits through, Acellus, a comprehensive online curriculum.
- The on-line curriculum requires a higher level of student self-motivation than traditional teacher-led courses. Students will take the course in the Bridge Classroom with a teacher/facilitator present.
- These classes may be also available after school hours for core credit recovery or for new elective credit. A student may be eligible to take classes in the after school program during the regular academic year dependent on available staff.

STUDENT RESPONSIBILITIES

- Attend school regularly, be on time, be courteous, and be prepared to learn.
- Respect the rights, feelings and values of others.
- Respect the property of others including the physical property of The Bridge Alternative High School.
- Contribute to our school by following its policies, and follow the requests and instructions of teachers and staff.
- Embrace and commit to all district policy for violence, threats, drugs, weapons, and alcohol at any and all school sponsored events and activities.
- Refrain from using profanity and negative commentary.

PARENT/GUARDIAN RESPONSIBILITIES

- Assist their children in attending school regularly and on time.
- Provide for their children's health and general well-being.
- Attend and participate in school functions.
- Assist staff and teachers in informing and enforcing school policies and procedures.
- Attend parent/teacher conferences and/or solicit contact with teachers for academic updates whenever possible.

TEACHER RESPONSIBILITIES

- Assist students in reaching their academic potential by being prepared, accessible, dependable and professional.
- Provide a safe, interesting learning environment that integrates differentiated instruction and leveled learning opportunities in the context of real world experiences.

- Conduct oneself with professionalism in dress, attitude and interaction with colleagues and community members.
- Treat students and parents with respect and dignity while embracing their individuality and uniqueness.
- Assist students to become self-reliant and independent.
- Notify parents/guardians when a minor student may be failing a course, demonstrating poor attendance, or displaying other self-defeating behavior.
- Keep accurate and current student records as official records of student attendance progress, and grades.
- Provide updates regarding progress upon student or parent request.
- Inform appropriate personnel of student academic and social concerns, and assist with appropriate intervention.
- Know and enforce the policies, procedures, rules, and regulations of Superior Public Schools

STUDENTS 18 YEARS AND OLDER – RIGHTS AND RESPONSIBILITIES

The school will consider the parent of a student who is 18 years or older as the recipient of all records and reports unless the school has on file a statement completed by the student indicating that the student has total responsibility for himself/herself. This includes items relating to attendance, discipline and other relevant factors.

PROGRESS REPORTS AND REPORT CARDS

Students shall receive grades on the basis of demonstrated competence. Each year is comprised of 2 semesters. Student progress reports shall be issued every week to the student. Teachers will provide students the opportunity to make up work within each week period. Parent/Teacher conferences are held during the 1st and 3rd quarters, or at the request of staff, parents, or students. Report cards will be available at the end of each semester. Grades will also be accessible throughout the year on JMC, the school's student management program.

ACADEMIC CONTINGENCIES/STUDENT ACCOUNTABILITY

- The administration of The Bridge School reserves the right to dismiss a student from the program as a result of unsatisfactory academic progress that is not rectified.
- Students who are not passing 75% of their classes at the end of each quarter will be put on academic probation for one quarter, and the principal, parent, counselor and student will convene to create an updated plan for improving academic performance and getting on-track for graduation/completion of program.

Please Reference the Superior middle/high school Student Handbook for school policy related to the individual topics listed below. *

GRADING

DRESS POLICY

ATTENDANCE POLICY

CHEATING AND PLAGIARISM

TARDY POLICY

LOCKERS

STUDENT PARKING

SEXUAL HARASSMENT

CLOSED CAMPUS

CRIMINAL ACTS

CELL PHONE/ELECTRONIC DEVICES

INCLEMENT WEATHER

CLASS SCHEDULE

MEDICATIONS AT SCHOOL

SNACKS AND BEVERAGES

FIGHTING

VANDALISM

SUSPENSION AND EXPULSION

LARCENY/THEFT

SUBSTANCE ABUSE POLICY

SMOKING/TOBACCO POLICY

STUDENT CONDUCT/BEHAVIOR AND

CONSEQUENCES

(This list does not include all of the high school handbook policy and procedures guidelines but is a representative list).

STUDENT SERVICE/ACADEMIC/CAREER SUPPORT

- The School emphasizes the need for academic, social, and emotional well-being. The school counselor provides counseling to students to assist them with emotional and social success. The counselor will also assist in making referrals to community agencies and serve as a liaison between school, family, and community resources. The school Counselor will also serve as a source of information regarding community resources.
- The School Student Assistance Team (SAT) and the parents will provide assessments with recommendations for meeting instructional needs and creating Individual Education Plans for each student. The SAT Team and school counselor will also assist students in determining career goals and assessing credits and transcripts for making an academic plan toward their goals, including creating a plan for post-secondary academic/vocational options.

GRADUATION REQUIREMENTS

Credit Requirements

The definition of a credit shall be as follows:

Credit - a classroom subject which meets each day for a full period for the semester shall be one (1) credit. One (1) credit is equal to five (5) hours of instruction each week.

Requirements for High School Graduation

Forty-eight (48) credits are required to graduate. Thirty-four (34) credits will be from within the core curriculum which includes the following subjects: English, Mathematics, Science, Social Science, Physical Education/Health, and Career Education.

Parents shall be notified when a student is ineligible to receive a diploma after seven (7) semesters of attendance. A student ineligible to receive a diploma after completion of seven (7) semesters of attendance will be allowed to participate in the commencement exercises but will be awarded a Certificate of Attendance. If the student completes eight (8) semesters of attendance and is still ineligible to receive a diploma, that student shall be awarded a Certificate of Attendance. There shall be no distinction made between students

receiving Certificates of Attendance at the spring commencement exercises. A student receiving a Certificate of Attendance shall have the option of returning to school and completing the requirements for a diploma.

Early Graduation

In unique circumstances, the Board may waive the four-year attendance requirement for high school graduation, provided that the student has met the requirements listed below.

Students must make an application to the high school principal before they may seek permission to graduate early from the Board. The principal may consult with appropriate instructional and guidance staff members in making the determination. The student's application must include:

1. Proof that the student will meet all academic requirements necessary to graduate on or before the proposed graduation date;
2. A transcript showing that the student has no grade lower than "C" in any required course at the time of application;
3. A detailed essay that (a) addresses the reasons for seeking early graduation and (b) articulates the student's post-graduation plans, including goals and objectives justifying the need to graduate early; and
4. A letter from a parent/guardian supporting the application.

The student may submit any additional materials which support the student's efforts to graduate early. Such materials may include, but are not required to include: letters of support from staff and community members; proof of admission in a postsecondary program; and/or any other materials which the student believes to support the student's application.

Early graduates will be considered graduates of the district at the time the Board confers such status upon them. Therefore, early graduates will no longer be considered members of the student body and will forfeit those rights and privileges accorded such students.

Promotion and Retention of Students

Upon satisfactory completion of the requirements of the grade level, students attending the sixth thru eighth grades of the Superior High School shall advance to the next grade.

Students may be required to repeat the same grade provided there is expectancy that the student's building principal believes that the student will benefit from repeating the grade. If retention of a student is considered, a careful study of the needs of the student shall precede any decision relative to the retention. The building principal in basing his/her decision to retain the student may include, but is not limited to a conference with the student, the student's parents or guardian, the student's teacher(s) and the guidance counselor. Adequate testing of the student shall be performed to determine if the leading difficulty of the student could best be served in a special education program. The final decision for the retention of a student shall be made by the administration.

Students are responsible for completing the district requirements and additional elective requirements to make up a total of credits. Juniors and middle school students are required to take the state assessments for their grade level. A student is required to earn a minimum of 48 credits to graduate from Superior Public Schools.

Subject:	Years	Superior High School Requirements	Credits
English/Language Arts	4	Must include English I, English II, English III, and English IV	8
Mathematics	3	Must include Algebra 1 or (Algebra 1A and 1B), Geometry or (Applied Geometry), and Algebra 2.	6
Science	3	Must include Biology. Earth Science and Physical Science are also recommended.	6
Social Science	3	Must include U.S. Government and U.S. History. World Geography is also recommended.	6
Physical Education / Health	1	Must include PE, Social, and Emotional Education. and Health.	2
Career Education	3	Must include Personal Finance, College and Career Readiness, Investigating Careers.	6
Electives	4	Combination of college coursework or core/elective curriculum, work experience credit or additional credits listed below. Please see additional credit information listed below*	14
TOTAL			48

***Additional Credits**

Citizenship Credit: Students are eligible to receive two (2) elective credits per year for positive citizenship. To receive this credit, students cannot have any unexcused absences or more than two tardies. Students must also display positive behavior inside and outside the classroom.

Community Service Credit: Students are eligible to receive two (2) elective credits per year for community service. To receive this credit, students must complete ninety (90) hours of approved community service and submit agreed-upon documentation to the Bridge School teacher for verification of the community service.

Work Experience Credit: Students are eligible to receive three (3) elective credits per year for hours worked at a place of employment outside of school hours. To receive this credit, students must work 180 hours per semester and submit, to the Bridge School teacher, pay stubs to verify hours worked.

Alternative Education Student Placement Form

Name	NDE #:	DOB:	AGE:
<input type="checkbox"/> MALE <input type="checkbox"/> FEMALE	Grade:	School:	
Principal:	Counselor:	Credits Earned:	
Pertinent Information			
Medical Concerns <input type="checkbox"/> YES <input type="checkbox"/> NO	Medical Information Attached <input type="checkbox"/> YES <input type="checkbox"/> NO		
Active 504 Plan <input type="checkbox"/> YES <input type="checkbox"/> NO	Date of 504 Plan / / / Identified 504 Disability		
Court Involved <input type="checkbox"/> YES <input type="checkbox"/> NO	Suspension <input type="checkbox"/> YES <input type="checkbox"/> NO	How many Days?	
SAT Meeting Minutes Attached <input type="checkbox"/> YES <input type="checkbox"/> NO	Expulsion <input type="checkbox"/> YES <input type="checkbox"/> NO	How Long?	
Attendance Attached <input type="checkbox"/> YES <input type="checkbox"/> NO	Discipline Attached <input type="checkbox"/> YES <input type="checkbox"/> NO	Transcripts Attached <input type="checkbox"/> YES <input type="checkbox"/> NO	
ADDITIONAL INFORMATION:			
Identify the Student Risk Factors Impeding Successful Completion of Academic Program (Check all that apply)			
I. Individual Background Characteristics		II. Early Adult Responsibilities	
<input type="checkbox"/> Has a learning disability or emotional disturbance		<input type="checkbox"/> Has to work long hours to support family	
<input type="checkbox"/> Juvenile Court Referrals		<input type="checkbox"/> Parenthood	
III. Social Attitudes, Values and Behavior		IV. School Performance	
<input type="checkbox"/> High Risk Peer Group		<input type="checkbox"/> Low Achievement	
<input type="checkbox"/> High Risk Social Behavior		<input type="checkbox"/> Retention/over-age for grade	
<input type="checkbox"/> Highly Socially Active Outside of School			
V. School Engagement		VI. Family Background Characteristics	
<input type="checkbox"/> Poor Attendance		<input type="checkbox"/> LOW SES	
<input type="checkbox"/> Low Educational Expectations		<input type="checkbox"/> High Family Mobility	
<input type="checkbox"/> Lack of Effort		<input type="checkbox"/> Education Level of Parents	
<input type="checkbox"/> Low Commitment to School		<input type="checkbox"/> Large Number of Siblings	
<input type="checkbox"/> No Extra-curricular participation		<input type="checkbox"/> Family Disruption	
VI. School Behavior		VII. Family Engagement With School	
<input type="checkbox"/> Multiple Discipline Referrals		<input type="checkbox"/> Low Educational Expectations	
<input type="checkbox"/> Frequent Aggression/Misbehavior		<input type="checkbox"/> Sibling(s) Have Dropped Out	
<input type="checkbox"/> Insubordinate		<input type="checkbox"/> Low Contact With School	
Potential Interventions (Check All That Apply)			
<input type="checkbox"/> Academic Support	<input type="checkbox"/> After School Support	<input type="checkbox"/> Behavior Intervention	
<input type="checkbox"/> Career Education/Job Training	<input type="checkbox"/> Conflict Resolution/Anger Management	<input type="checkbox"/> Family Engagement	
<input type="checkbox"/> Court Advocacy/Probation	<input type="checkbox"/> Family Strengthening	<input type="checkbox"/> Family Therapy	
<input type="checkbox"/> Life Skills Development	<input type="checkbox"/> Peer Group Intervention/Prevention	<input type="checkbox"/> Mental Health Services	
<input type="checkbox"/> Mentoring	<input type="checkbox"/> Pregnancy Support	<input type="checkbox"/> Service Learning	
<input type="checkbox"/> Structured Extra-Curricular Activities	<input type="checkbox"/> Substance Abuse Prevention	<input type="checkbox"/> Truancy Prevention	
<input type="checkbox"/> Other _____			

Individualized Learning Plan

Student _____ Date _____
 School _____ NDE # _____ AGE _____
 History: GPA _____ Credits _____ Attendance _____ Referrals _____

Personal Information			
Street:	City:	State:	Zip Code
Home Telephone #:		Email:	
Student Cell Phone #		Parent Cell Phone #	
Father's Name:		Father's Work #:	
Mother's Name:		Mother's Work #:	

Bridge School Expectations:

- Return to regular education by ___/___/___ Graduate from High School by ___/___/___
- Earn _____ Credits By ___/___/___
- Maintain Attendance at _____% (90%, 95% 100% attendance rate)
- Behavior Goal:

Career/Service Work Goal (Complete a Career Inventory if one has not been completed)

Service Work Site Possibility:

Career Exploration Work Possibilities:

Job Possibility:

Weekly Schedule-List Courses, Classes, Career Exploration, Service Work and Job Training in the schedule below

Period	Monday	Tuesday	Wednesday	Thursday	Friday
1					
2					
3					
4					
5					
6					
7					
8					

Present Level of Academic Performance	
English/Language Arts	Strengths
	Weaknesses
Math	Strengths
	Weaknesses
Science	Strengths
	Weaknesses
Social Studies	Strengths
	Weaknesses
	Strengths
	Weaknesses
	Strengths
	Weaknesses
	Strengths
	Weaknesses

Exit Plan for returning to the Regular Classroom or Graduation from High School			
Subject	Agreed Upon Academic Outcome	Social Behavior Outcome	Supervising Teacher
Academic and/or behavioral supports needed while at the Bridge school			
Social/ Behavioral Counseling Needs while at the Bridge School			
Career/ Service Work supports needed while at the Bridge School			

Outline of School Responsibilities:

- 1.
- 2.
- 3.
- 4.

Outline of Student Responsibilities:

- 1.
- 2.
- 3.
- 4.

Outline of Parent Responsibilities:

- 1.
- 2.
- 3.
- 4.

Summarize the details of the learning plan-

The student is placed in the Bridge School as determined by parents and staff of Superior Middle/High School and needs to complete _____ courses by _____(Date) in order to return to the regular classroom or graduate. Student progress for the plan will be monitored by _____(Teacher) and reports to parents will be made at a minimum of every four weeks. If the student is not completing work in a timely manner, is frequently absent, or refuses to work, a meeting will be called, and the parents, student and school will meet and draft a new Individual Learning Plan.

_____(Student)has an interest in _____(Service Work, Career Exploration, employment) and a learning experience will be pursued for placement for the student in the area of interest.

_____(Student) has a behavior plan goal(s) for:
(List Goal(s), monitoring frequency, and indicators for success)

Behavior Goal(s)			
Goal:	How Goal will be monitored (Frequency)	Indicators of Success	By Whom

Bridge School Program Signature Page

An Individual Learning Plan (ILP) has been developed for _____ a student at Superior Middle/High School. The student and the parent agree with the content of the ILP, and agree to:

To attend the Bridge School for academic instruction, and pursue career exploration, service work, and employment options as part of an Individual Learning Plan that incorporates student interests and aptitude while also keeping _____ (student) on track to graduate by _____

Maintain _____% attendance (90%, 95%, 100%)

Understand that all state and school rules and policies apply to the Bridge School

Agree to arrive and leave on time for school and possible career, service work, or employment opportunities

Agree to participate fully to the conditions of the Individualized Learning plan and understand that failure to meet these requirements could jeopardize the opportunity to graduate, while also possibly limiting personal post-secondary opportunities.

Student _____

Date _____

Parent _____

Date _____

School Principal _____

Date _____

School Counselor _____

Date _____

Bridge School Representative _____

Date _____

NASB BOARD QUICKS

A MONTHLY E-UPDATE OF KEY DATES FROM THE NEBRASKA ASSOCIATION OF SCHOOL BOARDS



1,960,000 Nebraskans 324,000 Students 1,700 Locally Elected School Board Members 260 Member Districts/ESUs ONE NEBRASKA

Join NASB, as we travel the state for various workshops, meetings and events throughout the year. To learn more and register for an NASB event, click on the 'My Membership' link, then navigate to the 'Events' dropdown and select 'Register'.

<http://members.nasbonline.org/index.php/events>



Your Monthly Board Agenda Update Video Links from NASB

<http://members.nasbonline.org/index.php/news-resources/videos>



NASB Legislative Meet & Greet w/ Legislative Candidate Holdcroft - August 11 - Springfield

NASB Legislative Meet & Greet w/ Legislative Candidate Hughes - August 17 - York

Area Membership Meetings - August through September

REGISTER NOW!

AUGUST 23 - NEBRASKA CITY	AUGUST 24 - FREMONT	AUGUST 29 - GERING
AUGUST 30 - VALENTINE	AUGUST 31 - NORFOLK	SEPTEMBER 1 - LA VISTA
SEPTEMBER 7 - YORK	SEPTEMBER 20 - NORTH PLATTE	SEPTEMBER 21 - KEARNEY



NASB Legislative Meet & Greet w/ Legislative Candidates Hardin & Lease - August 28 - Gering

NASB Legislative Meet & Greet w/ Legislative Candidate DeKay - August 31 - Plainview



NASB Legislative Meet & Greet w/ Legislative Candidate Young - September 8 - Elkhorn

NASB Board Candidate Webinar - September 14 - 12:00 to 1:00 PM CT & 7:00 to 8:30 PM CT

Annual Sparq Data Solutions Tailgate Party - September 17 - Lincoln

Thriving Children, Families & Communities Conference - September 19 - Kearney

Facilities & Construction - September 22 - Kearney



Leadership

Innovation

Vision

Engagement

#liveNASB

#weLIVEhere

The Nebraska Association of School Boards provides programs, services and advocacy to strengthen public education for all Nebraskans. Learn more at www.NASBonline.org

NASB BOARD QUICKS

A MONTHLY E-UPDATE OF KEY DATES FROM THE NEBRASKA ASSOCIATION OF SCHOOL BOARDS



1,960,000 Nebraskans 324,000 Students 1,700 Locally Elected School Board Members 260 Member Districts/ESUs ONE NEBRASKA

PAGE 2

OCTOBER, NOVEMBER & DECEMBER

2022

NASB Board Candidate Webinar - October 5 - 12:00 to 1:00 PM CT & 7:00 to 8:30 PM CT

Labor Relations - October 5-6 - Lincoln

Statewide General Election - November 8

State Education Conference - November 16-18 - Omaha

New Board Member Workshops - December - Gering, North Platte, Kearney, York, La Vista, Norfolk



**WE ARE
HIRING**

NASB IS LOOKING FOR A BOARD LEADERSHIP EDUCATION DATA ANALYST!

IF YOU OR SOMEONE YOU KNOW IS INTERESTED, LEARN MORE & APPLY AT
<http://members.nasbonline.org/index.php/about-us>

YOUR 2022 PLATINUM AFFILIATES

ALICAP

AMERICAN FIDELITY
a different opinion

Ameritas
Ameritas Investment Corp.
Member FINRA/SIPC

BCDM
architects

Boyd Jones

BVH
ARCHITECTURE

CLARK &
ENERSEN

CMBA
ARCHITECTS

COMMUNITY
BUILDING SOLUTIONS

crouch
RECREATION

D|A DAVIDSON

filament
ESSENTIAL SERVICES

jmc

NEBRASKA
LIQUID
ASSET FUND

PIPER | SANDLER

prm
PUBLIC RISK
MANAGEMENT
INCORPORATED

SPARQ DATA
SOLUTIONS

If your business would like to become an Affiliate Member of NASB for 2022, please visit:

<http://nasbonline.org/registrations/AffiliateMembershipProgram.aspx>



Leadership

Innovation

Vision

Engagement

#liveNASB


#weLIVEhere

The Nebraska Association of School Boards provides programs, services and advocacy to strengthen public education for all Nebraskans. Learn more at www.NASBonline.org

2022 AREA MEMBERSHIP MEETINGS

Training - Recognition - Networking - Engagement

Nebraska City - Fremont - Gering - Valentine - Norfolk - La Vista - York - North Platte - Kearney



LEADERSHIP AT THE LOCAL LEVEL



www.NASBonline.org

[#liveNASB](https://twitter.com/liveNASB)

[#weLIVEhere](https://twitter.com/weLIVEhere)

2022 REGISTRATION

REGISTER NOW FOR THE MEETING NEAREST YOU

Tuesday, August 23	Nebraska City	Register by August 18
Wednesday, August 24	Fremont	Register by August 18
Monday, August 29	Gering	Register by August 24
Tuesday, August 30	Valentine	Register by August 24
Wednesday, August 31	Norfolk	Register by August 24
Thursday, September 1	La Vista	Register by August 24
Wednesday, September 7	York	Register by September 1
Tuesday, September 20	North Platte	Register by September 14
Wednesday, September 21	Kearney	Register by September 14

TO REGISTER

Go to www.NASBonline.org, and log in using your email and password. If you do not have an email and password to log in or have forgotten it, please contact NASB at 800-422-4572 for assistance.

Registration fees for each meeting and dinner are as follows:

NASB Member Registration	\$77
Cancellation Fee	\$25

No refunds after the deadlines.

2022 AGENDA

4:30 PM - REGISTRATION, NETWORKING & EXHIBITORS

5:00 PM - OPENING SESSION

5:45 PM - BREAK & EXHIBITORS

6:00 PM - TRAINING SESSIONS #1

6:35 PM - BREAK & EXHIBITORS

6:45 PM - TRAINING SESSIONS #2

7:25 PM - NETWORKING DINNER & AWARDS/RECOGNITION

15 AWARDS OF ACHIEVEMENT POINTS WILL BE EARNED FOR ATTENDING



2022 VISION & TRAINING SESSIONS

5:00 PM - AN NASB UPDATE: WHAT IT DOES. WHAT IT CAN DO FOR YOU. AND WHAT ALL YOU NEED TO KNOW

From the people to the programs, services and advocacy efforts at the Capitol, NASB continues to offer all Nebraska school districts and ESUs the resources and expertise to strengthen public education across the state. Our goal is to empower you, as locally elected school board members, to be leaders in your communities. Here we'll discuss the National association, making sure your minutes are up to the latest standards, how you can best utilize NASB to share all of the incredible things you and your district do each and every day to strengthen public education in Nebraska!

6:00 PM - TRAINING SESSIONS 1

THE BOARD'S ROLE IN THE EMPLOYEE SHORTAGE

This session will provide an update on the statewide education workforce shortage efforts and the challenge of retaining staff. You will network with peers on various topics relevant to employee shortage and retention. Discussion topics will include board self-assessment and the NASB well-being survey which covers social-emotional/mental health well-being of staff, communication, and the climate and culture within the district. - *Shari Becker, Director of Education Leadership Search Service*

WHAT PASSED, COULDN'T LAST, & IS CHANGING FAST: A LEGISLATIVE UPDATE

After a quick look back on the 2022 legislative session to go over what passed, what did not, and what's to come, get familiar with this year's crop of Legislative candidates. With the potential of 26 new faces come January, see who we may be working with in 2023 and beyond. - *Colby Coash, Associate E.D./Director of Government Relations*

PARENT ENGAGEMENT - INVOLVEMENT IN THEIR CHILD(REN)'S EDUCATION

Boards throughout the state are experiencing increased attendance at their meetings. While definitely welcomed, providing additional opportunities to explore how the district is working to improve instruction and learning is key to growing parent engagement. This session will include public comment protocol and methods to engage and include parents in the discussion of the skills and knowledge we believe every graduate must possess. *Marcia Herring, Director of Board Leadership*

6:45 PM - TRAINING SESSIONS 2

SOCIAL MEDIA FOR BOARD MEMBERS

Hashtag, you're it! It's no secret, school board members are community leaders. Learn tips and see examples from your peers on how to become a strong communication leader as well by sharing your districts story & successes through social media. Even a little can go a long way. *Matt Belka, Director of Marketing, Communications & Advocacy*

ALL THINGS ALICAP AND LOSS CONTROL

This session will share recent ALICAP claims stories, while stressing the importance of policies, protocols, and written agreements. Schools' exposures continue to change, and so must we. *Megan Boldt, Associate E.D./Director of ALICAP/Insurance*

PREPARING FOR BOARD AND DISTRICT/ESU LEADERSHIP TRANSITION

Transition is not an event, but a process that evolves and prepares all involved for success. It is especially important to engage non-incumbents and to prepare for the transition of leadership which may be the board president or superintendent/ESU Administrator. Define a purposeful orientation and transition process for each role. Participants in this session will discuss current best practice and receive resources that outline measures to ensure a cohesive transition. *Marcia Herring, Director of Board Leadership*





1311 STOCKWELL STREET
LINCOLN, NE 68502
WWW.NASBONLINE.ORG

RETURN SERVICE REQUESTED

2022 AREA MEMBERSHIP MEETINGS

Training - Recognition - Networking - Engagement

Nebraska City - Fremont - Gering - Valentine - Norfolk - La Vista - York - North Platte - Kearney

LEADERSHIP AT THE LOCAL LEVEL



Secondary Principal Report

Bob Cook, Principal

August 8, 2022

2022-23 Projected Enrollment

<u>Grade</u>	<u>Girls</u>	<u>Boys</u>	<u>Total</u>
6 th	14	15	29
7 th	12	19	31
8 th	12	10	22
9 th	16	22	38
10 th	12	19	31
11 th	15	13	28
12 th	<u>17</u>	<u>22</u>	<u>39</u>
Totals	98	120	218

(2021/2022 end of the year enrollment for grades 6-12 was 214)



August 2022 School Board Report

Jodi Fierstein

Elementary Principal

Director of Special Services

2022-2023 Building Theme: Just Keep Swimming

We will be focusing on grit and perseverance throughout the school year.

PK-5 Open House:

Tuesday, August 9th from 6:00-7:00pm

Enrollment (as of 8/5/22):	Enrollment (as of 8/5/21):
PreK - 40 (+2)	PreK - 34
Kind - 22	Kind - 29
1st - 31	1st - 28
2nd - 29	2nd - 27
3rd - 30	3rd - 24
4th - 24	4th - 25
5th - 28	5th - 29
Total PK-5 Enrollment: 204	Total PK-5 Enrollment: 196

WORDS Project - 4 year grant

Dr. Hebert, professor at UNL, and his team

Provides us with professional development, assessment, coaching, and support for both classroom teachers, Title, SPED, and paraprofessionals

Pays for our universal screener (Acadience) while participating in the grant

Aligns with our LETRS training, focuses on the Science of Reading

Individualized support for our district needs

Full day training - Thursday, August 4th

Two-day follow-up visits for observation, PD and coaching four times throughout the year

Monday, August 15th - First day of school for PALLS

Wednesday, August 24th - First day of Kids Club

Summer CLI-Curriculum work focused on Math.

PK-5 staff wrote/revised common assessments at all grade levels within OTUS. Standards Based Grading practices will be used for K-5 students in the area of math.

USEFUL INFORMATION

Note to MAC Users:

You can use a MAC to input information but there have been issues noted in printing from the MAC. The only solution that is known is to print via a PC.

MUST COMPLETE THIS PAGE - Basic Data Input Area

The Basic Data Input Area is designed to help common information flow throughout the Budget Form.

Cover Page - Page 1

The Total Property Tax Requirement is carried forward from Page 2; however, you will need to input how much of that tax request is for Principal and Interest on Bonds.

Outstanding Bonded Indebtedness - if you complete the worksheet pages this will fill in automatically. If you do not you will need to indicate your balances as of September 1.

Pages 2 through 4 (If you utilize the Worksheet Pages - Begin Inputting on Worksheet Pages)

These pages are currently completed with formulas which pull from the Worksheet Pages. **If you utilize the Worksheet Pages, Pages 2 through 4 will be completed automatically for you.** If you do not wish to utilize the worksheet pages you can simply type in your numbers on Pages 2 through 4. The only cells with formulas that cannot be over-written are those that provide an essential calculation (example - Total Resources Available).

A complete and accurate budget should have the prior year Balance Forward **equal** Total of Beginning Balances. We have built into the spreadsheet a comparison between these two numbers. If these two numbers **do not agree** a statement will appear indicating it must equal prior year balance forward.

We have also built in a comparison between the Total Requirement and Total Resources Available. If these two numbers **do not agree** in the budget you will receive the message "Budget Not Balanced".

Worksheet Pages - **FOR YOUR USE ONLY - NOT TO BE SUBMITTED TO THE STATE**

The last sheets of this file are worksheet (individual fund) pages. These pages are provided for your use; however, you do not have to use them. For more information about the worksheets, see the Budget Guidelines. ***If you do utilize the Worksheet Pages, Pages 2 through 4 will be completed automatically for you.***

Moving From Page to Page:

There are several ways to move around your budget form. You can hold down the CTRL and hit either Page Down (Moves you ahead a sheet) or Page Up (Moves you to previous sheet). The other option is to use your mouse to click on the different sheet tabs.

I Want to See Descriptions on Left When Inputting Numbers in Budget Column:

On the "View" ribbon in the Window area there is an item called Freeze Panes. Freeze Panes allows you to tell the computer what columns and/or rows you wish to see at all times. Freeze Panes will freeze whatever rows are above your active cell and also whatever columns are to the left of your active cell. By choosing the option again it will turn the option off.

The Cell Is Locked:

UNDER NO CIRCUMSTANCES WILL PASSWORDS BE GIVEN OUT. Either the cell is locked because it contains a formula or you are trying to input information in the wrong cell.

You Note Any Errors Or Have Any Problems:

We have tested this spreadsheet through various methods to help identify any problem areas and to ensure formulas are correct. However, we cannot account for all the variables that occur with each individual budget. If you feel there is an error in a formula please contact us immediately so we can go over the problem(s) and if necessary correct the situation.

All of your comments or ideas to better the budget form are taken into consideration. Please feel free to [contact us at \(402\) 471-2111](tel:4024712111) with these items. We make this available to you to HELP in the budget process and wish to make any improvements that would make the spreadsheet more user friendly.

Checklist of Items to be Completed and Submitted

Due by September 30th:

- Budget Form
- Page 2, Total Resources Available (Column 4) agrees to Total Requirements (Column 9).
- Page 2, Total Beginning Balance (Column 1) agrees to Page 3 Total Ending Balance (Column 8).
- Page 3, Total Beginning Balance (Column 1) agrees to Page 4 Total Ending Balance (Column 8).
- Page 4, Total Beginning Balance (Column 1) agrees to the prior School District Budget Form, Page 4, Total Ending Balance (Column 8). If it does not agree, please provide explanation.
- Page 6 - Real Growth Value per Assessor agrees to Certification from County Assessor
- Page 6 - Prior Year Total Real Property Valuation agrees to Certification from County Assessor
- Page 6 - Current tax request (line 7) agrees to total tax request on cover page
- Page 6 - Prior year tax request (line 1) agrees to tax request on cover page of last year's budget
- Page 6 - If Line 7 is greater than Line 6, political subdivision participated in Joint Public Hearing, and was included on Postcard notification
- Schedule B, shows the District is in compliance with State Statutes
- Proof of Publication for Notice of Budget Hearing (NBH).
- Schedules A, B, and D completed and submitted
- Certificate of Valuation(s). Total Certified Valuation was completed on Page 1.
- Lid Computation Form LC-2 and the Special Grant Fund List completed and submitted
- Joint Public Agency & Interlocal Agreements is indicated by checking the box. If school district answers YES, the Report of Joint Public Agency & Interlocal Agreements is due on or before September 30th. This report should detail interlocal agreements the District was involved in during the 2021-2022 year.

If your school district has held a successful election to override the levy limits, which is in effect for this budget year, you will also need:

- Election Ballot and Certified Election Results for the special election to override the levy limits.

Please Complete this **Basic Data Input** -It will put information consistently throug

INPUT ↓

County-District #:	65-0011	
Name of School:	Superior Public Schools	
Name of County:	Nuckolls	<i>Do not include the word "County"</i>
Class:	3	
Current School District Taxable Value	515,237,588	<i>From County Assessor Certifi</i>
Prior School District Taxable Value	501,142,604	<i>From Prior Year Budget, Cove</i>
Prior Year Property Tax Request	5,574,674.00	<i>From Prior Year Budget, Cove</i>
Prior Year Levy Rate	1.112388	<i>Prior Year total levy set by Cc</i>
School District Real Growth Value		<i>From County Assessor Certifi</i>
School District Prior Year Total Real Property Valuation		<i>From County Assessor Certifi</i>
Hearing Held On:		
Day of month:		
Month:		
Year:	2022	
Time:		
A.M. or P.M.:		
Location of Hearing:		
Special Hearing to Set Final Tax Request Held On:		
Day of month:		
Month:		
Year:	2022	
Time:		
A.M. or P.M.:		
Location of Hearing:		

2022-2023
STATE OF NEBRASKA
SCHOOL DISTRICT BUDGET FORM

County-District #: 65-0011 Class #: 3
 Superior Public Schools
 TO THE COUNTY BOARD AND COUNTY CLERK OF
 Nuckolls County

This budget is for the Period **SEPTEMBER 1, 2022** through **AUGUST 31, 2023**

Upon Filing, The School Certifies the Information Submitted on this Form to be Correct:

AMOUNT OF PERSONAL AND REAL PROPERTY TAX REQUIRED FOR:	Principal and Interest on Bonds	All Other Purposes	TOTAL
General Fund	\$ -	\$ 4,686,869.00	\$ 4,686,869.00
Bond Fund(s) <i>[If More Than 1 Bond Fund - Total All Together]</i>	\$ 540,404.00		\$ 540,404.00
Special Building Fund	\$ -	\$ 454,545.00	\$ 454,545.00
Qualified Capital Purpose Undertaking Fund	\$ -	\$ 151,515.00	\$ 151,515.00
Total All Funds	\$ 540,404.00	\$ 5,292,929.00	\$ 5,833,333.00

Outstanding Bonded Indebtedness as of September 1, 2022
(Include Bond Fund(s) and Qualified Capital Purpose Undertaking Fund)

\$ 5,970,000.00	Principal
\$ 596,152.00	Interest
\$ 6,566,152.00	Total Outstanding Bonded Indebtedness

Total Certified Valuation (All Counties)	\$ 515,237,588
---	----------------

*(Certification of Valuation(s) from County Assessor **MUST** be attached)*

Report of Joint Public Agency & Interlocal Agreements

Was this Subdivision involved in any Interlocal Agreements or Joint Public Agencies for the reporting period of July 1, 2021 through June 30, 2022?

YES NO

If YES, Please submit Interlocal Agreement Report by September 30th.

County Clerk's Use Only

Report of Trade Names, Corporate Names & Business Names

Did the subdivision operate under a separate Trade Name, Corporate Name, or other Business Name during the period of July 1, 2021 through June 30, 2022?

YES NO

If YES, Please submit Trade Name Report by September 30th.

Has your School District held a successful election to override the levy limits provided in Statute 77-3442, which is in effect for 2022-2023 school fiscal year?

YES NO

APA Contact Information

Auditor of Public Accounts
 State Capitol, Suite 2303
 Lincoln, NE 68509

Telephone: (402) 471-2111 FAX: (402) 471-3301

Website: auditors.nebraska.gov

Questions - E-Mail: Jeff.Schreier@nebraska.gov

Submission Information

Budget Due by 9-30-2022

Submit budget to:

1. Auditor of Public Accounts -Electronically on Website or Mail
2. County Board (SEC. 13-508), C/O County Clerk
3. Nebraska Dept. of Education -Upload to NDE Portal only

2022-2023 BUDGET ADOPTED									
	TOTAL BEGINNING BALANCE (Column 1)	TOTAL AVAILABLE RESOURCES BEFORE PROPERTY TAXES (Including Beginning Balances) (Column 2)	PERSONAL AND REAL PROPERTY TAXES (Column 3)	TOTAL RESOURCES AVAILABLE (Col 2 + Col 3) (Column 4)	TOTAL BUDGET OF DISBURSEMENTS & TRANSFERS - SPECIAL EDUCATION (Column 5)	TOTAL BUDGET OF DISBURSEMENTS & TRANSFERS - NON-SPECIAL EDUCATION (Column 6)	TOTAL BUDGET OF DISBURSEMENTS & TRANSFERS (Col 5 + Col 6) (Column 7)	NECESSARY CASH RESERVE (Column 8)	TOTAL REQUIREMENTS (Col 7 + Col 8) (Column 9)
General	1,922,034.00	4,620,400.00	4,640,000.00	#REF!	1,760,000.00	6,905,000.00	8,665,000.00	595,400.00	#REF!
Depreciation	567,100.00	567,100.00		567,100.00			567,100.00		567,100.00
Employee Benefit	77,212.00	127,212.00		127,212.00			127,212.00	-	127,212.00
Contingency	-	-		-			-		-
Activities	65,400.00	430,900.00		430,900.00			430,900.00	-	430,900.00
School Nutrition	50,000.00	411,500.00		411,500.00			411,500.00	-	411,500.00
Bond	676,802.00	676,802.00	535,000.00	1,211,802.00			530,848.00	680,954.00	1,211,802.00
Special Building	1,784,487.00	1,788,487.00	450,000.00	2,238,487.00			2,238,487.00		2,238,487.00
Qualified Capital Purpose Undertaking	878,634.00	878,634.00	150,000.00	1,028,634.00			1,003,634.00	25,000.00	1,028,634.00
Cooperative	-	-		-			-	-	-
Student Fee	-	1,500.00		1,500.00			1,500.00	-	1,500.00
				-					-
TOTAL ALL FUNDS	6,021,669.00	9,502,535.00	5,775,000.00	#REF!	1,760,000.00	6,905,000.00	13,976,181.00	1,301,354.00	#REF!

PERSONAL AND REAL PROPERTY TAX RECAP	General Fund	Bond Fund(s) [Total Of All Bond Funds]	Special Building Fund	Qualified Capital Purpose Undertaking Fund
	PERSONAL AND REAL PROPERTY TAXES FROM COLUMN 3 (Line A)	4,640,000.00	535,000.00	450,000.00
COUNTY TREASURER'S COMMISSION 1% OF TAXES COLLECTED (Line B)	46,869.00	5,404.00	4,545.00	1,515.00
TOTAL PERSONAL AND REAL PROPERTY TAXES (Line A + Line B) (Line C)	4,686,869.00	540,404.00	454,545.00	151,515.00

CERTIFIED STATE AID	MOTOR VEHICLE TAXES
\$ 1,003,376.00	\$ 225,000.00

COUNTY TREASURER'S BALANCE, 9-1-2022			
739,000.00	-	-	-

2021-2022 ACTUAL/ESTIMATED								
	TOTAL BEGINNING BALANCE (Column 1)	TOTAL AVAILABLE RESOURCES BEFORE PROPERTY TAXES (Including Beginning Balances) (Column 2)	PERSONAL AND REAL PROPERTY TAXES (Column 3)	TOTAL RESOURCES AVAILABLE (Col 2 + Col 3) (Column 4)	TOTAL DISBURSEMENTS & TRANSFERS - SPECIAL EDUCATION (Column 5)	TOTAL DISBURSEMENTS & TRANSFERS - NON-SPECIAL EDUCATION (Column 6)	TOTAL DISBURSEMENTS & TRANSFERS (Col 5 + Col 6) (Column 7)	TOTAL ENDING BALANCE (Col 4 - Col 7) (Column 8)
General	2,459,053.00	5,230,134.00	4,388,900.00	#REF!	1,500,000.00	6,197,000.00	7,697,000.00	#REF!
Depreciation	754,122.00	754,500.00		754,500.00			187,400.00	567,100.00
Employee Benefit	95,584.00	135,584.00		135,584.00			58,372.00	77,212.00
Contingency	-	-		-			-	-
Activities	83,079.00	375,400.00		375,400.00			310,000.00	65,400.00
School Nutrition	79,476.00	390,000.00		390,000.00			340,000.00	50,000.00
Bond	672,650.00	672,650.00	535,000.00	1,207,650.00			530,848.00	676,802.00
Special Building	522,665.00	1,440,015.00	606,061.00	2,046,076.00			261,589.00	1,784,487.00
Qualified Capital Purpose Undertaking	422.00	1,285,422.00	-	1,285,422.00			406,788.00	878,634.00
Cooperative	-	-		-			-	-
Student Fee	-	1,500.00		1,500.00			1,500.00	-
				-				-
TOTAL ALL FUNDS	4,667,051.00	10,285,205.00	5,529,961.00	#REF!	1,500,000.00	6,197,000.00	9,793,497.00	#REF!

NOTE: Total Disbursements and Transfers (Column 7) is the sum of Column 5 and Column 6 for the General Fund only. For all other funds, numbers will pull automatically from the Worksheets

MOTOR VEHICLE TAXES	
\$	225,000.00

2020-2021 ACTUAL								
	TOTAL BEGINNING BALANCE (Column 1)	TOTAL AVAILABLE RESOURCES BEFORE PROPERTY TAXES (Including Beginning Balances) (Column 2)	PERSONAL AND REAL PROPERTY TAXES (Column 3)	TOTAL RESOURCES AVAILABLE (Col 2 + Col 3) (Column 4)	TOTAL DISBURSEMENTS & TRANSFERS - SPECIAL EDUCATION (Column 5)	TOTAL DISBURSEMENTS & TRANSFERS - NON-SPECIAL EDUCATION (Column 6)	TOTAL DISBURSEMENTS & TRANSFERS (Col 5 + Col 6) (Column 7)	TOTAL ENDING BALANCE (Col 4 - Col 7) (Column 8)
General	2,835,074.00	5,706,759.00	4,185,987.00	9,892,746.00	#REF!	#REF!	#REF!	#REF!
Depreciation	704,512.00	905,321.00		905,321.00			151,199.00	754,122.00
Employee Benefit	100,478.00	140,508.00		140,508.00			44,924.00	95,584.00
Contingency	-	-		-			-	-
Activities	148,629.00	302,014.00		302,014.00			218,935.00	83,079.00
School Lunch	51,920.00	344,811.00		344,811.00			265,335.00	79,476.00
Bond	652,360.00	700,753.00	502,745.00	1,203,498.00			530,848.00	672,650.00
Special Building	296,640.00	338,799.00	482,716.00	821,515.00			298,850.00	522,665.00
Qualified Capital Purpose Undertaking	4,227.00	4,227.00	-	4,227.00			3,805.00	422.00
Cooperative	-	-		-			-	-
Student Fee	-	270.00		270.00			270.00	-
				-				-
TOTAL ALL FUNDS	\$ 4,793,840.00	8,443,462.00	5,171,448.00	13,614,910.00	#REF!	#REF!	#REF!	#REF!

NOTE: Total Disbursements and Transfers (Column 7) is the sum of Column 5 and Column 6 for the General Fund only. For all other funds, numbers will pull automatically from the Worksheets

MOTOR VEHICLE TAXES	
\$	257,896.00

CORRESPONDENCE INFORMATION

ENTITY OFFICIAL ADDRESS

If no official address, please provide address where correspondence should be sent

NAME _____

ADDRESS _____

CITY & ZIP CODE _____

TELEPHONE _____

WEBSITE _____

BOARD CHAIRPERSON

CLERK/TREASURER/SUPERINTENDENT/OTHER

PREPARER

NAME	_____	_____	_____
TITLE /FIRM NAME	Chairperson	_____	_____
TELEPHONE	_____	_____	_____
EMAIL ADDRESS	_____	_____	_____

For Questions on this form, who should we contact (please one): Contact will be via email if supplied.

- Board Chairperson
- Clerk / Treasurer / Superintendent / Other
- Preparer

Superior Public Schools

2022-2023 ALLOWABLE GROWTH PERCENTAGE COMPUTATION FORM

CALCULATION OF ALLOWABLE GROWTH PERCENTAGE

Prior Year Total Property Tax Request (1) \$ 5,574,674.00
(Total Personal and Real Property Tax Required from prior year budget - Cover Page)

Base Limitation Percentage Increase (2%) 2.00 % (2)

Real Growth Percentage Increase

$$\frac{0.00}{\text{2022 Real Growth Value per Assessor}} \div \frac{0.00}{\text{Prior Year Total Real Property Valuation per Assessor}} = \frac{0.00}{\text{ }} \% \text{ (3)}$$

Note: Real Growth Value per Assessor for purposes of the Property Tax Request Act (§77-1631) is different than the growth value for purposes of the Lid on Restricted Funds (§13-518). The County Assessor must provide you with separate growth amounts.

Total Allowable Growth Percentage Increase (Line 2 + Line 3) (4) 2.00 %

Allowable Dollar Amount of Increase to Property Tax Request (Line 1 x Line 4) (5) \$ 111,493.48

TOTAL BASE PROPERTY TAX REQUEST AUTHORITY (Line 1 + Line 5) (6) \$ 5,686,167.48

ACTUAL PROPERTY TAX REQUEST

2022-2023 ACTUAL Total Property Tax Request (7) \$ 5,833,333.00
(Total Personal and Real Property Tax Required from Cover Page)

Property Tax Request exceeds allowable growth percentage. Political subdivision MUST complete the postcard notification requirements, and participate in the joint public hearing.

If line (7) is **greater than** line (6), your political subdivision **is required** to participate in the joint public hearing, and complete the postcard notification requirements of §77-1633. You must provide your proposed property tax request and telephone number to the County Clerk by September 5th. You are not required to hold the Special Hearing to Set the Final Tax Request outlined in §77-1632. The joint public hearing is completed in lieu of this hearing.

If line (7) is **less than** line (6), your political subdivision **is not required** to participate in the joint public hearing, or complete the postcard notification requirements of §77-1633. You are required to hold the Special Hearing to Set the Final Tax Request outlined in §77-1632.

SCHEDULE A GENERAL FUND LID EXCLUSIONS

County-District #

65-0011

Superior Public Schools

Line No.		2022-2023 Amount Budgeted To Spend
1	Repairs to Infrastructure Damaged by a Natural Disaster: (List repair)	
2		
3		
4		
5		
6		
7		
8		
9	Total Repairs to Infrastructure Damaged by a Natural Disaster (Lines 1 through 8)	\$ -
10	Judgments: (List the types of judgments obtained against your School District to the extent such judgment is not paid by liability insurance)	
11		
12		
13		
14		
15		
16		
17	Total Judgments (Lines 11 through 16)	\$ -
18	Distance Education Courses	
19	Amounts eligible as exclusion for Voluntary Termination Agreements	
20	Retirement Contribution Increase	
21	Native American Impact Aid	
22	Total General Fund Lid Exclusions - To LC-2 Form (Line 9 + Line 17 to 21)	\$ -

Superior Public Schools
Schedule B - Levies

Levy Limit Compliance

NOTE: The Schedule portion below is to determine if the School District has met the levy limitations.

Line No.		General Fund (Column A)	Bond Funds (Column B)	Special Building Funds (Column C)	Qualified Capital Purpose Undertaking Funds (Column D)
1	Total Personal and Real Property Taxes -Cover Page	4,686,869.00	540,404.00	454,545.00	151,515.00
2	Exclusions:				
3	Bonded indebtedness secured by a levy on property (Includes Co. Treasurer Comm.)	-	540,404.00		151,515.00
4	Judgments not paid by liability insurance	-			
5	Voluntary termination agreements with certificated staff / employees occurring prior to 9/1/17	-			
6	Voluntary termination agreements with certificated Teachers 9/1/17 and after	-			
7					
8					
9					
10					
11					
12	Total Exclusions (Line 3 + Line 11)	-	540,404.00	-	151,515.00
13	Total Personal and Real Property Tax Requirement Subject to the Levy Limitation (Line 1 minus Line 12)	4,686,869.00	-	454,545.00	-
14	Assessed Valuation	515,237,588	515,237,588	515,237,588	515,237,588
15	Levy Subject to Limitation ((Line 13 / Line 14) x 100)	0.909652	0.000000	0.088220	0.000000
16	Total Levy for Compliance	0.997872			

If the **total** levy on Line 16 is \$1.05, or less, the levy limitation per State Statute Section 77-3442 has been met.

If Total of Line 16 is greater than \$1.05 and you **did not** hold a successful election to override the levy, you are in violation of the levy lid. The school district **must reduce property taxes** to meet the levy limitation.

If Total of Line 16 is greater than \$1.05 and you **held** a successful election to override the levy, which is in effect for the you must **attach a copy of the election ballot and the certified election returns** to your budget.

Qualified Capital Purpose Undertaking Fund levy. A district may only exceed the maximum levy of five and one-fifth cents per one hundred dollars of taxable valuation in any year if (i) the taxable valuation of the district is lower than the taxable valuation in the year in which the district last issued capital purpose undertaking bonds or (ii) such maximum levy is insufficient to meet the annual principal and interest obligations for all capital purpose undertaking bonds. Projects beginning after April 19, 2016 can only have a maximum levy of three cents per one hundred dollars of taxable valuation in any year. (Statute 79-10,110 & 79-10,110.02).

Special Building Fund levy. Limit on Building Fund levy of 14 cents (Statute 79-10,120)

REMINDER: School districts that have combined levies greater than \$1.20 or the combined levies that exceeded the maximum levy approved at a special election may be subject to petitions for the free holding of territory. Combined levies do not include levies for bonded indebtedness approved by the voters of a school district or levies for the refinancing of such bonded indebtedness.

Voluntary Termination Exclusions

Line 5 Amounts to pay for current and future sums agreed to be paid by a school district to certificated employees in exchange for a voluntary termination of employment occurring prior to 9/1/17

Line 6 Amount levied by school district at maximum levy to pay for current and future qualified voluntary termination incentives for certificated teachers pursuant to statute. Payments cannot exceed \$35,000, must be paid within 5 years, will result in savings to the school, were not included in a collective bargaining agreement

Line 7 Amounts levied by school district at maximum levy to pay for 50% of the current and future sums agreed to be paid to certificated employees in exchange for voluntary termination between 9/1/18 to 8/31/19 as a result of collective bargaining agreement in force on 9/1/17

Levies Expected to be Set by County

NOTE: The Schedule portion below is to assist with the Levy setting process.

Fund	Property Taxes	Valuation	Expected Levy
------	----------------	-----------	---------------

General Fund	\$ 4,686,869.00	\$ 515,237,588	0.909652
Special Building Fund	\$ 454,545.00	\$ 515,237,588	0.088220
Bond Fund	\$ 540,404.00	\$ 515,237,588	0.104884
Bond Fund	\$ -	\$ 515,237,588	0.000000
Bond Fund	\$ -	\$ 515,237,588	0.000000
QCPUF Fund	\$ 151,515.00	\$ 515,237,588	0.029407
QCPUF Fund	\$ -	\$ 515,237,588	0.000000
	\$ -	\$ 515,237,588	0.000000
	\$ -	\$ 515,237,588	0.000000
	\$ -	\$ 515,237,588	0.000000
	\$ -	\$ 515,237,588	0.000000
	\$ -	\$ 515,237,588	0.000000
	\$ -	\$ 515,237,588	0.000000
	\$ -	\$ 515,237,588	0.000000
	\$ -	\$ 515,237,588	0.000000
Total	\$ 5,833,333.00		\$ 1.132163

Must agree to Cover

Superintendent Pay Transparency Notice—Proposed Contract (Name of current or new superintendent)

Notice is hereby given that Superior Public Schools has approval of a proposed superintendent employment contract/contract amendment on its agenda for the board meeting to be held on December 13, 2021 at 7:30 pm at the Superior High School Library Room in Superior, Nebraska.

After the 2022/23 school year, how many years remain on the contract:
(Column F must be completed if additional years remain on contract.)

1

The estimated costs to the district for the 2022/23 year and future years are listed below:

	2022/23 Base Pay, Additional Compensation & Benefits	Future Base Pay, Additional Compensation & Benefits per Contract	TOTAL CONTRACT COST
Base Pay for the Total FTE	\$ 154,000.00	\$ 154,000.00	\$ 308,000.00
Compensation for activities outside of the regular salary:			
• <i>Extended contracts / Activities outside of regular salary</i>			\$ -
• <i>Bonus/Incentive/Performance Pay</i>			\$ -
• <i>Stipends</i>			\$ -
• <i>All other costs not mentioned above</i>			\$ -
Benefits and Payroll Costs Paid by district:			
• <i>Insurances (Health, Dental, Life, Long Term Disability)</i>	\$ 26,508.00	26508	\$ 53,016.00
• <i>Cafeteria Plan Stipend</i>	\$ 500.00	500	\$ 1,000.00
• <i>Cash in lieu of insurance</i>			\$ -
• <i>Employee's share of retirement, deferred compensation, FICA and Medicare if paid by the district</i>			\$ -
• <i>District's share of retirement, FICA and Medicare</i>	\$ 27,080.00	\$ 27,080.00	\$ 54,160.00
• <i>IRS value of housing allowance</i>			\$ -
• <i>IRS value of vehicle allowance</i>			\$ -
• <i>Additional leave days</i>			\$ -
• <i>Annuities</i>			\$ -
• <i>Service credit purchase</i>			\$ -
• <i>Association / Membership dues</i>	\$ 1,500.00	\$ 1,500.00	\$ 3,000.00
• <i>Cell Phone/Internet reimbursement</i>	\$ 600.00	\$ 600.00	\$ 1,200.00
• <i>Relocation reimbursement</i>			\$ -
• <i>Travel allowance/reimbursement</i>	\$ 4,000.00	\$ 4,000.00	\$ 8,000.00
• <i>Mileage Allowance</i>			\$ -
• <i>Educational tuition assistance</i>			\$ -
• <i>All other benefit costs not mentioned above</i>			\$ -
Totals:	\$ 214,188.00	\$ 214,188.00	\$ 428,376.00

RESOLUTION SETTING THE PROPERTY TAX REQUEST

RESOLUTION NO. _____

WHEREAS, Nebraska Revised Statute 77-1632 and 77-1633 provides that the Governing Body of Superior Public Schools passes by a majority vote a resolution or ordinance setting the tax request; and

WHEREAS, a special public hearing was held as required by law to hear and consider comments concerning the property tax request;

NOW, THEREFORE, the Governing Body of Superior Public Schools resolves that:

1. The 2022-2023 property tax request be set at:

General Fund:	\$	4,686,869.00
Bond Fund:	\$	540,404.00
Special Building Fund:	\$	454,545.00
Qualified Capital Purpose	\$	151,515.00
Undertaking Fund:		

2. The total assessed value of property differs from last year’s total assessed value by 2.81 percent.
3. The tax rate which would levy the same amount of property taxes as last year, when multiplied by the new total assessed value of property would be 1.081956 per \$100 of assessed value.
4. Superior Public Schools proposes to adopt a property tax request that will cause its tax rate to be 1.132163 per \$100 of assessed value.
5. Based on the proposed property tax request and changes in other revenue, the total operating budget of Superior Public Schools will increase (or decrease) last year’s budget by -7.83 percent.
6. A copy of this resolution be certified and forwarded to the County Clerk on or before October 15, 2022.

Motion by _____, seconded by _____ to adopt Resolution #_____.

Voting yes were:

Voting no were:

Dated this _____ day of _____, 2022

NOTICE OF BUDGET HEARING AND BUDGET SUMMARY

Superior Public Schools (65-0011) in Nuckolls County, Nebraska

PUBLIC NOTICE is hereby given, in compliance with the provisions of State Statute Sections 13-501 to 13-513, that the governing body will meet on the day of , 2022 at o'clock, , at for the purpose of hearing support, opposition, criticism, suggestions or observations of taxpayers relating to the following proposed budget and to consider amendments relative thereto. The budget detail is available at the office of the Clerk/Secretary during regular business hours. For more information on statewide receipts and expenditures, and to compare cost per pupil and performance to other school districts, go to: <https://nep.education.ne.gov>

FUNDS	Actual Disbursements & Transfers	Actual/Estimated Disbursements & Transfers	Budgeted Disbursements & Transfers	Necessary Cash Reserve (4)	Total Available Resources Before Property Taxes (5)	Total Personal and Real Property Tax Requirement (7)
	2020-2021 (1)	2021-2022 (2)	2022-2023 (3)			
General	#REF!	\$ 7,697,000.00	\$ 8,665,000.00	\$ 595,400.00	\$ 4,620,400.00	\$ 4,686,869.00
Depreciation	\$ 151,199.00	\$ 187,400.00	\$ 567,100.00		\$ 567,100.00	
Employee Benefit	\$ 44,924.00	\$ 58,372.00	\$ 127,212.00	\$ -	\$ 127,212.00	
Contingency	\$ -	\$ -	\$ -		\$ -	
Activities	\$ 218,935.00	\$ 310,000.00	\$ 430,900.00	\$ -	\$ 430,900.00	
School Nutrition	\$ 265,335.00	\$ 340,000.00	\$ 411,500.00	\$ -	\$ 411,500.00	
Bond	\$ 530,848.00	\$ 530,848.00	\$ 530,848.00	\$ 680,954.00	\$ 676,802.00	\$ 540,404.00
Special Building	\$ 298,850.00	\$ 261,589.00	\$ 2,238,487.00		\$ 1,788,487.00	\$ 454,545.00
Qualified Capital Purpose Undertaking	\$ 3,805.00	\$ 406,788.00	\$ 1,003,634.00	\$ 25,000.00	\$ 878,634.00	\$ 151,515.00
Cooperative	\$ -	\$ -	\$ -	\$ -	\$ -	
Student Fee	\$ 270.00	\$ 1,500.00	\$ 1,500.00	\$ -	\$ 1,500.00	
	\$ -	\$ -	\$ -	\$ -	\$ -	
TOTALS	#REF!	\$ 9,793,497.00	\$ 13,976,181.00	\$ 1,301,354.00	\$ 9,502,535.00	\$ 5,833,333.00

Notice of Special Hearing To Set Final Tax Request

Superior Public Schools (65-0011) in Nuckolls County, Nebraska

PUBLIC NOTICE is hereby given, in compliance with the provisions of State Statute Section 77-1632, that the governing body will meet on the _____ day of _____, 2022 at _____ o'clock _____, at _____ for the purpose of hearing support, opposition, criticism, suggestions or observations of taxpayers relating to setting the final tax request.

	2021-2022	2022-2023	Change
Property Valuations	501,142,604	515,237,588	3%

2021-2022 Budget Information

2022-2023 Budget Information

Fund	2021-2022 Operating Budget	2021-2022 Property Tax Request	2021 Tax Rate	Property Tax Rate (2021-2022 Request Divided By 2022 Valuation)	2022-2023 Operating Budget	2022-2023 Proposed Property Tax Request	Proposed 2022 Tax Rate	Change in Tax Rate	Change in Operating Budget
General Fund	8,809,000.00	4,433,232.00	0.884625	0.860425	8,665,000.00	4,686,869.00	0.909652	3%	-2%
Bond Fund(s) K - 12	530,000.00	535,354.00	0.106827	0.103904	530,848.00	540,404.00	0.104884	-2%	0%
Bond Fund(s) K - 8			0.000000	0.000000			0.000000	#DIV/0!	0
Bond Fund(s) 9 - 12			0.000000	0.000000			0.000000	#DIV/0!	0
Bond Fund _____			0.000000	0.000000			0.000000	#DIV/0!	0
Special Building Fund	2,870,787.00	606,061.00	0.120936	0.117627	2,238,487.00	454,545.00	0.088220	-27%	-22%
Qualified Capital Purpose Undertaking Fund K - 12	1,285,509.00		0.000000	0.000000	1,003,634.00	151,515.00	0.029407	#DIV/0!	-22%
Qualified Capital Purpose Undertaking Fund K - 8			0.000000	0.000000			0.000000	#DIV/0!	0
Qualified Capital Purpose Undertaking Fund 9 - 12			0.000000	0.000000			0.000000	#DIV/0!	0
Total	13,495,296.00	5,574,647.00	1.112387	1.081956	12,437,969.00	5,833,333.00	1.132163	2%	-8%

BUDGET STATEMENT AND CERTIFICATION OF TAX

County-District # 65-0011

Line No.	GENERAL FUND	Source Number	ACTUAL 9-1-2020 to 8-31-2021 (Column 1)	ACTUAL/ESTIMATED 9-1-2021 to 8-31-2022 (Column 2)	ADOPTED 9-1-2022 to 8-31-2023 (Column 3)
1	DISBURSEMENTS & TRANSFERS				
2	All Instruction Except Special Education Instructional Programs	1000's	3,286,883.00	3,200,000	3,600,000.00
3	Special Education Instructional Programs (Include Pre-School)	1200's	1,019,674.00	1,050,000.00	1,250,000.00
4	Support Services - Pupils (SPED Related)	2100's	342,202.00	370,000.00	400,000.00
5					
6	Support Services - Pupil (Non-SPED Related)	2100's	185,636.00	130,000.00	150,000.00
7	Support Services - Instructional	2200's	291,506.00	280,000.00	330,000.00
8					
9	Board of Education	2310	25,802.00	29,000.00	35,000.00
10	Executive Administration Services	2320	229,964.00	225,000.00	250,000.00
11	District Legal Services	2330	11,076.00	9,000.00	15,000.00
12	Office of the Principal	2410	371,219.00	380,000.00	425,000.00
13	General Administration - Business Services	2500	161,161.00	185,000.00	225,000.00
14	Maintenance and Operation of Building(s) & Site(s)	2600's	530,728.00	687,000.00	700,000.00
15	Vehicle Acquisition & Maintenance	2650	3,204.00	7,000.00	100,000.00
16	Regular Pupil Transportation	2710 / 2720 / 2730 / 2790	300,684.00	290,000.00	325,000.00
17	Special Education Pupil Transportation (Include Pre-School)	2712 / 2713 / 2722 / 2723 / 2732 / 2733 / 2792 /	88,095.00	80,000.00	110,000.00
18					
19	Community Services	3300			
20	Categorical Grant from Corporation	3400			
21	State Categorical Programs	3500's	20,550.00	30,000.00	40,000.00
22	Debt Services	5000			
23	Federal Programs	6000's	530,309.00	700,000.00	650,000.00
24					
25	Transfers to food service and activity Fund	8000	35,000.00	45,000.00	60,000.00
26	Interfund Loan/Repayment to _____ Fund				
27					
28					
29					
30	Total Disbursements & Transfers (Including SPED)		7,433,693.00	7,697,000.00	
31	Total Special Education Disbursements	1200 + 2100 + 27X2	#REF!	1,500,000.00	1,760,000.00
32	Total Non-Special Education Disbursements & Transfers		#REF!	6,197,000.00	6,905,000.00
33	TOTAL BUDGET OF DISBURSEMENTS & TRANSFERS (Including SPED)				8,665,000.00
34	NECESSARY CASH RESERVE				595,400.00
35	TOTAL REQUIREMENTS				9,260,400.00

36					
37	BEGINNING BALANCES				
38	Cash Balance, 9-1		1750230	1,442,491.00	1,183,034.00
39	Investments, 9-1				
40	County Treasurer's Balance, 9-1		1,084,844.00	1,016,562.00	739,000.00
41	Total Beginning Balance		2,835,074.00	2,459,053.00	1,922,034.00
42					
43	RECEIPTS, & TRANSFERS				
44	LOCAL SOURCES				
45	Carline Tax	1115	4,504.00	4,300.00	4,300.00
46	Public Power District Sales Tax	1120	6,781.00	7,000.00	6,966.00
47	Motor Vehicle Taxes	1125	257,896.00	225,000.00	225,000.00
48	Tuition Received from Other Districts	1321 / 1323 / 1335			
49	Tuition Received from Individuals	1311-13 / 1370	2,000.00		
50	Other Tuition	1315 / 1320 / 1322 / 1330 / 1331 / 1340 / 1360	50,560.00	50,000.00	50,000.00
51	Transportation Received from Individuals	1410-1411			
52	Transportation Received from Other Districts	1420-1440			
53	Interest	1510 / 1520	6,480.00	8,000.00	15,000.00
54	Community Service Activities	1800			
55	Other Local Receipts	1910 / 1920 / 1990	21,773.00	15,000.00	15,000.00
56	Local License Fees/Court Fines	1911 / 1921	4,320.00	1,800.00	1,500.00
57	Nameplate Capacity Tax	3133	2,058.00	2,000.00	2,000.00
58	Categorical Grants from Corporations / Private	1925			
59					
60	Other receipts 1955/1980		4,778.00		
61					
62					
63					
64	COUNTY AND ESU SOURCES				
65	Fines and License Fees	2110	20,393.00	17,000.00	17,000.00
66	Other County Sources	2130			
67	ESU Receipts	2210	1,128.00	2,500.00	2,500.00
68					
69					
70	STATE SOURCES				
71	State Aid	3110	841,329.00	1127531	1,003,376.00
72	Special Education Programs	3120	531,007.00	425,000.00	500,000.00
73	Special Education Transportation	3125	36,911.00	32,000.00	32,000.00
74	Homestead Exemption	3130	55,971.00		

75	Payments for Wards of the State or Court	3160 / 3161			
76	Pro-Rate Motor Vehicles	3180	10,596.00	9,000.00	9,000.00
77	Payments for High Ability Learners	3535	4,945.00	4,800.00	4,624.00
78	Other State Appropriations				
79					
80					
81					
82					
83					
84	State Apportionment	3400	52,894.00	50,000.00	50,000.00
85	Other				
86	State Categorical Programs	3500's	4,945.00		
87	Other State Receipts	3990			
88	Property Tax Credit and Personal Property Tax Credit	3131 / 3132 / 3134	302,282.00	300,000.00	
89	FEDERAL SOURCES				
90	Title ESSA Programs (Includes ESSA Title I)	4500-4511	109,257.00	105,000.00	100,000.00
91		4526-4528, 4531	47,046.00	48,000.00	10,000.00
92					
93					
94	IDEA Programs	4512-4523	187,132.00	155,000.00	150,000.00
95		4416-4418			
96					
97	Medicaid in Public Schools	4708	39,324.00	15,000.00	15,000.00
98	Medicaid Administrative Activities in Public Schools	4709	17,769.00	10,000.00	10,000.00
99	Title 8 (Impact Aid)	4305			
100	Other Federal Non-Categorical Receipts	4524			
101	ESSR Funds		186,260.00	145,000.00	475,000.00
102					
103					
104	Vocational Education (Carl Perkins)	4525	2,645.00	-	-
105	Other Federal Categorical Receipts	4530	58,421.00	12,000.00	
106					
107	Grants from Corporations & Other Private Interests	4710			
108					
109	NON-REVENUE SOURCES				
110	Tax Anticipation Notes	5150			
111	Long Term Loans	5400			
112	Insurance Adjustments	5301			
113	Sale of Property	5300	280.00	150.00	100.00
114	Transfers from _____ Fund	5200			
115	Cash Balance from Dissolved/Merged Districts	5610			

116					
117	Other Non-Revenue Receipts	5690			
118	Learning Community Property Taxes				
119	Interfund Loan/Repayment From _____ Fund				
120	Total Available Resources Before Property Taxes		5,706,759.00	5,230,134.00	4,620,400.00
121	Personal and Real Property Taxes	1100	4,185,987.00	4,388,900.00	4,640,000.00
122	TOTAL RESOURCES AVAILABLE		9,892,746.00	9,619,034.00	9,260,400.00
123	Less: Disbursements & Transfers		7,433,693.00	7,697,000.00	
124	BALANCE FORWARD		2,459,053.00	1,922,034.00	

1. Tax from Line 121
2. Compute County Treasurer's Commission at 1% of tax collections.
3. Total Personal and Real Property Tax Requirement

PROPERTY TAX RECAP	
	4,640,000.00
	46,869.00
	4,686,869.00

Note: To present a balanced budget, TOTAL RESOURCES AVAILABLE on line 122 must agree with TOTAL REQUIREMENTS on line 35 in the Adopted Column.

BUDGET STATEMENT AND CERTIFICATION OF TAX

County-District #

65-0011

Line No.	DEPRECIATION FUND	Object/ Source Number	ACTUAL 9-1-2020 to 8-31-2021 (Column 1)	ACTUAL/ESTIMATED 9-1-2021 to 8-31-2022 (Column 2)	ADOPTED 9-1-2022 to 8-31-2023 (Column 3)
1	DISBURSEMENTS & TRANSFERS				
2	Re-Appropriated Funds		151,199.00	187,400.00	567,100.00
3					
4					
5					
6					
7					
8					
9					
10					
11	Transfers to General Fund	8000-911			
12	Total Disbursements & Transfers		151,199.00	187,400.00	
13	TOTAL BUDGET OF DISBURSEMENTS & TRANSFERS				567,100.00
14	TOTAL REQUIREMENTS				567,100.00
15	BEGINNING BALANCES, RECEIPTS, & TRANSFERS				
16	Cash Balance, 9-1		704,512.00	754,122.00	567,100.00
17	Investments, 9-1				
18	Total Beginning Balance		704,512.00	754,122.00	567,100.00
19	LOCAL SOURCES				
20	Interest	1510	809.00	378.00	
21					
22	NON-REVENUE SOURCES				
23	Transfers from General Fund	5200	200,000.00	-	
24					
25					
26					
27	TOTAL RESOURCES AVAILABLE		905,321.00	754,500.00	567,100.00
28	Less: Disbursements & Transfers		151,199.00	187,400.00	
29	BALANCE FORWARD		754,122.00	567,100.00	

NOTE: To present a balanced budget, TOTAL RESOURCES AVAILABLE on line 27 must agree with TOTAL REQUIREMENTS on line 14 in the Adopted Column.

BUDGET STATEMENT AND CERTIFICATION OF TAX

County-District #

65-0011

Line No.	EMPLOYEE BENEFIT FUND	Object/ Source Number	ACTUAL 9-1-2020 to 8-31-2021 (Column 1)	ACTUAL/ESTIMATED 9-1-2021 to 8-31-2022 (Column 2)	ADOPTED 9-1-2022 to 8-31-2023 (Column 3)
1	DISBURSEMENTS & TRANSFERS				
2	Re-Appropriated Funds		44,924.00	58,372.00	127,212.00
3					
4					
5					
6					
7					
8					
9					
10					
11	Transfers to General Fund	8000-911			
12	Total Disbursements & Transfers		44,924.00	58,372.00	
13	TOTAL BUDGET OF DISBURSEMENTS & TRANSFERS				127,212.00
14	NECESSARY CASH RESERVE				
15	TOTAL REQUIREMENTS				127,212.00
16	BEGINNING BALANCES, RECEIPTS, & TRANSFERS				
17	Cash Balance, 9-1		100,478.00	95,584.00	77,212.00
18	Investments, 9-1				
19	Total Beginning Balance		100,478.00	95,584.00	77,212.00
20	LOCAL SOURCES				
21	Interest	1510	30.00		
22					
23	NON-REVENUE SOURCES				
24	Transfers from General Fund	5200	40,000.00	40,000.00	50,000.00
25					
26					
27					
28	TOTAL RESOURCES AVAILABLE		140,508.00	135,584.00	127,212.00
29	Less: Disbursements & Transfers		44,924.00	58,372.00	
30	BALANCE FORWARD		95,584.00	77,212.00	

Note: To present a balanced budget, TOTAL RESOURCES AVAILABLE on line 28 must agree with TOTAL REQUIREMENTS on line 15 in the Adopted Column.

BUDGET STATEMENT AND CERTIFICATION OF TAX

County-District #

65-0011

Line No.	ACTIVITIES FUND	Object/Source Number	ACTUAL 9-1-2020 to 8-31-2021 (Column 1)	ACTUAL/ESTIMATED 9-1-2021 to 8-31-2022 (Column 2)	ADOPTED 9-1-2022 to 8-31-2023 (Column 3)
1	DISBURSEMENTS & TRANSFERS				
2	Support services		218,935.00	310,000.00	430,900.00
3					
4					
5					
6					
7					
8					
9					
10					
11	Transfers to General Fund	8000-911			
12	Total Disbursements & Transfers		218,935.00	310,000.00	
13	TOTAL BUDGET OF DISBURSEMENTS & TRANSFERS				430,900.00
14	NECESSARY CASH RESERVE				
15	TOTAL REQUIREMENTS				430,900.00
16	BEGINNING BALANCES, RECEIPTS, & TRANSFERS				
17	Cash Balance, 9-1		148,629.00	83,079.00	65,400.00
18	Investments, 9-1				
19	Total Beginning Balance		148,629.00	83,079.00	65,400.00
20	LOCAL SOURCES				
21	Interest	1510	123.00	571.00	500.00
22	Activities Receipts	1790	68,687.00	198,000.00	220,000.00
23	Admissions	1710	21,828.00	40,000.00	50,000.00
24	Donations from local sources	1920	27,747.00	28,000.00	50,000.00
25	NON-REVENUE SOURCES				
26	Transfers from General Fund	5200	35,000.00	25,750.00	45,000.00
27					
28	TOTAL RESOURCES AVAILABLE		302,014.00	375,400.00	430,900.00
29	Less: Disbursements & Transfers		218,935.00	310,000.00	
30	BALANCE FORWARD		83,079.00	65,400.00	

NOTE: To present a balanced budget, TOTAL RESOURCES AVAILABLE on line 28 must agree with TOTAL REQUIREMENTS on line 15 in the Adopted Column.

BUDGET STATEMENT AND CERTIFICATION OF TAX

County-District #

65-0011

Line No.	SCHOOL NUTRITION FUND	Object/ Source Number	ACTUAL 9-1-2020 to 8-31-2021 (Column 1)	ACTUAL/ESTIMATED 9-1-2021 to 8-31-2022 (Column 2)	ADOPTED 9-1-2022 to 8-31-2023 (Column 3)
1	DISBURSEMENTS & TRANSFERS				
2	Salaries	100's	265,335.00	340,000.00	411,500.00
3	Employee Benefits	200's			
4	Purchased Services	300 / 400			
5	Supplies & Materials (Excluding Food)	610			
6	Food	630			
7	Capital Outlay (New & Replacement)	731, 733, 739			
8					
9					
10					
11	Transfers to General Fund	8000-911			
12	Total Disbursements & Transfers		265,335.00	340,000.00	
13	TOTAL BUDGET OF DISBURSEMENTS & TRANSFERS				411,500.00
14	NECESSARY CASH RESERVE				
15	TOTAL REQUIREMENTS				411,500.00
16	BEGINNING BALANCES, RECEIPTS, & TRANSFERS				
17	Cash Balance, 9-1		51,920.00	79,476.00	50,000.00
18	Investments, 9-1				
19	Total Beginning Balance		51,920.00	79,476.00	50,000.00
20	LOCAL SOURCES				
21	Interest	1510	30.00		
22	Sale of Lunches/Milk	1610-1650	20,627.00	15,024.00	190,000.00
23	Private Donations	1920-1990	2,469.00		
24	STATE SOURCES				
25	State Reimbursement	3150	1,629.00	1,500.00	1,500.00
26					
27	FEDERAL SOURCES				
28	Federal Reimbursement	4210 / 4211	238,949.00	294,000.00	160,000.00
29	ESSR Revenue	4996	29,187.00		
30	NON-REVENUE SOURCES				
31	Transfers from General Fund	5200			10,000.00
32					
33	TOTAL RESOURCES AVAILABLE		344,811.00	390,000.00	411,500.00
34	Less: Disbursements & Transfers		265,335.00	340,000.00	
35	BALANCE FORWARD		79,476.00	50,000.00	

NOTE: To present a balanced budget, TOTAL RESOURCES AVAILABLE on line 33 must agree with TOTAL REQUIREMENTS on line 15 in the Adopted Column.

School Nutrition Fund

BUDGET STATEMENT AND CERTIFICATION OF TAX

County-District # **65-0011**

Line No.	BOND FUND	Object/ Source Number	ACTUAL 9-1-2020 to 8-31-2021 (Column 1)	ACTUAL/ESTIMATED 9-1-2021 to 8-31-2022 (Column 2)	ADOPTED 9-1-2022 to 8-31-2023 (Column 3)
1	DISBURSEMENTS & TRANSFERS				
2	Bond - Refunded	831			
3	Bond - Principal	831	425,000.00	425,000.00	425,000.00
4	Bond - Interest	832	105,048.00	105,048.00	105,048.00
5	Debt related costs		800.00	800.00	800.00
6	Transfers to General Fund	8000-911			
7	Interfund Loan/Repayment To _____ Fund				
8	Total Disbursements & Transfers		530,848.00	530,848.00	
9	TOTAL BUDGET OF DISBURSEMENTS & TRANSFERS				530,848.00
10	NECESSARY CASH RESERVE				680,954.00
11	TOTAL REQUIREMENTS				1,211,802.00
12	BEGINNING BALANCES, RECEIPTS, & TRANSFERS				
13	Cash Balance, 9-1		528,636.00	672,650.00	676,802.00
14	Investments, 9-1				
15	County Treasurers Balance, 9-1		123,724.00		
16	Total Beginning Balance		652,360.00	672,650.00	676,802.00
17	LOCAL SOURCES				
18	Carline Tax	1115	547.00		
19	Interest	1510	3,360.00		
20					
21					
22	STATE SOURCES				
23	Homestead Exemption	3130	6,804.00		
24	Pro-Rate Motor Vehicle	3180	1,271.00		
25					
26	Property Tax Credit		36,411.00		
27	NON-REVENUE SOURCES				
28	Sales of Bonds (Re-funding)	5101			
29	Transfers from General Fund	5200			
30					
31	Interfund Loan/Repayment From _____ Fund				
32	Total Available Resources Before Property Taxes		700,753.00	672,650.00	676,802.00
33	Personal and Real Property Taxes	1100	502,745.00	535,000.00	535,000.00
34	TOTAL RESOURCES AVAILABLE		1,203,498.00	1,207,650.00	1,211,802.00
35	Less: Disbursements & Transfers		530,848.00	530,848.00	
36	BALANCE FORWARD		672,650.00	676,802.00	

PROPERTY TAX RECAP

1. Tax From Line 33	535,000.00
2. Compute County Treasurer's Commission at 1% of tax requirement.	5,404.00
3. Total Personal and Real Property Tax Requirement.	540,404.00

Note: To present a balanced budget, TOTAL RESOURCES AVAILABLE on line 34 must agree with TOTAL REQUIREMENTS on line 11 in the Adopted Column.

Bond Fund

School District Total Debt Outstanding as of September 1, 2022

The district officers of any school district in Nebraska shall have power, on the terms and conditions set forth in sections 10-702 to 10-716, to issue the bonds of the district for the purpose of (1) purchasing a site for and erecting thereon a schoolhouse or schoolhouses or a teacherage or teacherages, or for such purchase or erection, or purchasing an existing building or buildings for use as a schoolhouse or schoolhouses, including the site or sites upon which such building or buildings are located, and furnishing the same, in such district, (2) retiring registered warrants, and (3) paying for additions to or repairs for a schoolhouse or schoolhouses or a teacherage or teacherages.

School districts also have the ability to issue bonds as set forth in State Statute Section 79-10,110 for the purpose of paying amounts necessary for the abatement of environmental hazards, accessibility barrier elimination, or modifications for life safety code violations, indoor air quality, or mold abatement and prevention.

The District has the following debt outstanding as of September 1, 2022:
(Include Bond fund(s) and Qualified Capital Purpose Undertaking Fund)

<u>Fiscal Year</u>	<u>Principal</u>	<u>Interest</u>	<u>Total</u>
2022-2023	\$ <u>485,000.00</u>	\$ <u>102,700.00</u>	\$ <u>587,700.00</u>
2023-2024	\$ <u>575,000.00</u>	\$ <u>95,740.00</u>	\$ <u>670,740.00</u>
2024-2025	\$ <u>585,000.00</u>	\$ <u>88,055.00</u>	\$ <u>673,055.00</u>
2025-2026 and thereafter	\$ <u>4,325,000.00</u>	\$ <u>309,657.00</u>	\$ <u>4,634,657.00</u>
Total All Years	\$ <u>5,970,000.00</u>	\$ <u>596,152.00</u>	\$ <u>6,566,152.00</u>

BUDGET STATEMENT AND CERTIFICATION OF TAX

County-District #

65-0011

Line No.	SPECIAL BUILDING FUND	Object/Source Number	ACTUAL 9-1-2020 to 8-31-2021 (Column 1)	ACTUAL/ESTIMATED 9-1-2021 to 8-31-2022 (Column 2)	ADOPTED 9-1-2022 to 8-31-2023 (Column 3)
1	DISBURSEMENTS & TRANSFERS				
2	Purchased Services	400	14,914.00	96,903.00	200,000.00
3	Supplies	600	6.00		
4	Capital Outlay (New Only)	700's		88,400.00	1204000
5	Site Acquisition & Improvements	710	169,793.00		
6	Building Acquisition & Improvement	720	114,137.00	71,160.00	634,487.00
7	Loan Repayment	831 / 832		5,126.00	200,000.00
8					
9	Interfund Loan/Repayment To _____ Fund				
10	Total Disbursements & Transfers		298,850.00	261,589.00	
11	TOTAL BUDGET OF DISBURSEMENTS & TRANSFERS				2,238,487.00
12	TOTAL REQUIREMENTS				2,238,487.00
13	BEGINNING BALANCES & RECEIPTS				
14	Cash Balance, 9-1		143,104.00	522,665.00	1,784,487.00
15	Investments, 9-1				
16	County Treasurer's Balance, 9-1		153,536.00		
17	Total Beginning Balance		296,640.00	522,665.00	1,784,487.00
18	LOCAL SOURCES				
19	Carlisle Tax	1115	502.00	500.00	500.00
20	Interest	1510	786.00	750.00	2,500.00
21					
22					
23	STATE SOURCES				
24	Homestead Exemption	3130	6,243.00	6,000.00	
25	Pro-Rate Motor Vehicles	3180	1,223.00	1,100.00	1,000.00
26					
27	Property Tax Credit	3131	33,405.00	25,000.00	
28	FEDERAL SOURCES				
29	Total Federal Receipts	4000's			
30	NON-REVENUE SOURCES				
31	Sale of Bonds	5101			
32	Long Term Loans	5400		884,000.00	
33	Sale of Property	5300			
34	Learning Community Property Taxes				
35	Interfund Loan/Repayment From _____ Fund				
36	Total Available Resources Before Property Taxes		338,799.00	1,440,015.00	1,788,487.00
37	Personal and Real Property Taxes	1100	482,716.00	606,061.00	450,000.00
38	TOTAL RESOURCES AVAILABLE		821,515.00	2,046,076.00	2,238,487.00
39	Less: Disbursements & Transfers		298,850.00	261,589.00	
40	BALANCE FORWARD		522,665.00	1,784,487.00	

PROPERTY TAX RECAP

450,000.00
4,545.00
454,545.00

1. Tax From Line 37
2. Compute County Treasurer's Commission at 1% of tax requirement.
3. Total Personal and Real Property Tax Requirement.

Note: To present a balanced budget, TOTAL RESOURCES AVAILABLE on line 38 must agree with TOTAL REQUIREMENTS on line 12 in the Adopted Column.

Special Building Fund

BUDGET STATEMENT AND CERTIFICATION OF TAX

County-District # **65-0011**

Line No.	QUALIFIED CAPITAL PURPOSE UNDERTAKING FUND	Object/Source Number	ACTUAL 9-1-2020 to 8-31-2021 (Column 1)	ACTUAL/ESTIMATED 9-1-2021 to 8-31-2022 (Column 2)	ADOPTED 9-1-2022 to 8-31-2023 (Column 3)
1	DISBURSEMENTS & TRANSFERS				
2	Building & Site Improvement	720	3,805.00	400,256.00	878,634.00
3	Bond - Refunded	831			
4	Bond - Principal	831			115,000.00
5	Bond - Interest	832		6,532.00	10,000.00
6					
7	Interfund Loan/Repayment To _____ Fund				
8	Total Disbursements & Transfers		3,805.00	406,788.00	
9	TOTAL BUDGET OF DISBURSEMENTS & TRANSFERS				1,003,634.00
10	NECESSARY CASH RESERVE				25,000.00
11	TOTAL REQUIREMENTS				1,028,634.00
12	BEGINNING BALANCES & RECEIPTS				
13	Cash Balance, 9-1		4,227.00	422.00	878,634.00
14	Investments, 9-1				
15	County Treasurers Balance, 9-1				
16	Total Beginning Balance		4,227.00	422.00	878,634.00
17	LOCAL SOURCES				
18	Carline Tax	1115			
18	Interest	1510			
20					
21	STATE SOURCES				
22	Homestead Exemption	3130			
23	Pro-Rate Motor Vehicle	3180			
24					
25	Property Tax Credit	3131			
26	FEDERAL SOURCES				
27	Total Federal Receipts	4000's			
28	NON-REVENUE SOURCES				
29	Qualified School Construction Bonds	5301			
30	Long Term Loans	5400		1,285,000.00	
31	Interfund Loan/Repayment From _____ Fund				
32	Total Available Resources Before Property Taxes		4,227.00	1,285,422.00	878,634.00
33	Personal and Real Property Taxes	1100			150,000.00
34	TOTAL RESOURCES AVAILABLE		4,227.00	1,285,422.00	1,028,634.00
35	Less: Disbursements & Transfers		3,805.00	406,788.00	
36	BALANCE FORWARD		422.00	878,634.00	

1. Tax From Line 33
2. Compute County Treasurer's Commission at 1% of tax requirement.
3. Total Personal and Real Property Tax Requirement.

PROPERTY TAX RECAP	
	150,000.00
	1,515.00
	151,515.00

Note: To present a balanced budget, TOTAL RESOURCES AVAILABLE on line 34 must agree with TOTAL REQUIREMENTS on line 11 in the Adopted Column.

Qualified Capital Purpose Undertaking Fund

BUDGET STATEMENT AND CERTIFICATION OF TAX

County-District # **65-0011**

Line No.	COOPERATIVE FUND	Function/ Source Number	ACTUAL 9-1-2020 to 8-31-2021 (Column 1)	ACTUAL/ESTIMATED 9-1-2021 to 8-31-2022 (Column 2)	ADOPTED 9-1-2022 to 8-31-2023 (Column 3)
1	DISBURSEMENTS				
2	All Instruction	1000's / 1200's			
3	Support Services - Pupils (SPED and Non-SPED Related)	2100's			
4	Support Services - Staff	2200's			
5	Executive Administration Services	2320			
6	Office of the Principal	2410			
7	General Administration - Business Services	2500			
8	Community Services	3300			
9	State Categorical Programs	3500's			
10	Federal Programs	6000's			
11					
12					
13					
14	Total Disbursements		-	-	
15	TOTAL BUDGET OF DISBURSEMENTS				-
16	NECESSARY CASH RESERVE				
17	TOTAL REQUIREMENTS				-
18	BEGINNING BALANCES, RECEIPTS, & TRANSFERS				
19	Cash Balance, 9-1				
20	Investments, 9-1				
21	Total Beginning Balance		-	-	-
22	LOCAL SOURCES				
23	Tuition Received from Districts	1321			
24					
25	STATE SOURCES				
26	State Non-Categorical Programs				
27	State Categorical Programs	3500			
28					
29	FEDERAL SOURCES				
30	Federal Programs	4000's			
31					
32					
33	NON-REVENUE SOURCES				
34	Transfers from General Fund	5200			
35					
36	TOTAL RESOURCES AVAILABLE		-	-	-
37	Less: Disbursements		-	-	
38	BALANCE FORWARD		-	-	

NOTE: Pages should only be filled out by the school acting as the fiscal agent for the Cooperative. All schools show payment for services in the General Fund.

Note: To present a balanced budget, TOTAL RESOURCES AVAILABLE on line 36 must agree with TOTAL REQUIREMENTS on line 17 in the Adopted Column.

BUDGET STATEMENT AND CERTIFICATION OF TAX

County-District #

65-0011

Line No.	STUDENT FEE FUND	Function/ Source Number	ACTUAL 9-1-2020 to 8-31-2021 (Column 1)	ACTUAL/ESTIMATED 9-1-2021 to 8-31-2022 (Column 2)	ADOPTED 9-1-2022 to 8-31-2023 (Column 3)
1	DISBURSEMENTS				
2	Extracurricular Activities		270.00	1,500.00	1,500.00
3	Postsecondary Education				
4	Summer or Night School				
5					
6					
7					
8					
9					
10					
11					
12					
13					
14	Total Disbursements		270.00	1,500.00	
15	TOTAL BUDGET OF DISBURSEMENTS				1,500.00
16	NECESSARY CASH RESERVE				
17	TOTAL REQUIREMENTS				1,500.00
18	BEGINNING BALANCES & RECEIPTS				
19	Cash Balance, 9-1				
20	Investments, 9-1				
21	Total Beginning Balance		-	-	-
22	LOCAL SOURCES				
23	Interest	1510			
24	Extracurricular Activities Fees	1741	270.00	1,500.00	1,500.00
25	Postsecondary Education Fees	1742			
26	Summer or Night School Fees	1743			
27					
28					
29					
30	NON-REVENUE SOURCES				
31					
32					
33					
34	TOTAL RESOURCES AVAILABLE		270.00	1,500.00	1,500.00
35	Less: Disbursements		270.00	1,500.00	
36	BALANCE FORWARD		-	-	

Note: To present a balanced budget, TOTAL RESOURCES AVAILABLE on line 34 must agree with TOTAL REQUIREMENTS on line 17 in the Adopted Column.

	2022-23	2021-22	2020-21	2019-2020	2018-2019	2017-2018	2016-2017	2015-2016
CERTIFIED BUDGET AUTHORITY	6,361,765	6,211,309	5,718,808	5,579,325	5,387,471	\$ 5,334,212	\$ 5,207,144	\$ 5,021,391
ADJUSTMENTS (UNUSED BUDGET AUTHORITY)	4944	235	0	0	82,455	\$ 56,096	\$ -	\$ 63,010
TOTAL ADJUSTED BUDGET AUTHORITY	6,366,709	6,211,074	5,718,808	\$5,579,325	5,469,926	\$ 5,390,308	\$ 5,207,144	\$ 5,084,401
PERCENTAGE INCREASE	0.97%	1%	0.98%	0.99%	0.99%	3.5176%	2.4141%	#REF!
GF BUDGET OF DISBURSEMENTS AND TRANSFERS	8,665,000	8,809,000.00	7,804,336	7,790,000	7,642,423	\$ 7,615,273	\$ 7,310,375.00	\$ 7,151,200
GRANT FUNDS	760,000	1,377,000	676,000	304,351	344,837	\$ 468,500	\$ 623,500.00	\$ 643,500
SPED DISBURSEMENTS AND TRANSFERS	1,760,000	1,707,000	1,410,000	1,810,000	1,733,700	\$ 1,733,700	\$ 1,416,950.00	\$ 1,331,250
GF LID EXCLUSIONS	0	0	0	96,324	93,960	\$ 105,220	\$ 114,616.00	\$ 96,310
ADJUSTED GF DISBURSEMENTS AND TRANSFERS	6,905,000	6,211,309	5,718,336	5,579,325	5,469,926	\$ 5,307,853	\$ 5,155,309	\$ 5,080,140
UNUSED BUDGET AUTHORITY	0	4,944	472	0	82,455	\$ 51,835	\$ 4,261	
GF BUDGET DIFFERENCE	-159,000	488,209	139,011	109,399	27,150	\$ 304,898	\$ 159,175	#REF!
PERCENT INCREASE	-0.98%	1%		0.98%	0.36%	4.1708%	2.2259%	#REF!
TAX ASKING								
GENERAL FUND TAX ASKING	4,686,869	4,433,232.00	4,529,136	4,593,939	5,010,482	\$ 5,242,993	\$ 5,050,000.00	\$ 4,800,914
BUILDING FUND ASKING	454,545	606,061.00	505,051	661,616	518,868	\$ 252,525	\$ 353,535.00	\$ 353,536
QUALIFIED CAPITAL PURPOSE UNDERTAKING LEVY	151,515	0	0	0	30,303	\$ 25,252	\$ 50,505.00	\$ 70,707
BOND FUND	540,404	535,354	550,505	500,043	561,111	\$ 555,555	\$ 631,313.00	\$ 637,858
TOTAL ASKING	5,833,333	5,574,647	5,584,692	5,755,598	6,115,209	\$ 6,076,325	\$ 6,085,353	\$ 5,863,015
DIFFERENCE	258,659	-10045	-170906	-470,722	38,884	\$ (9,028)	\$ 222,338	#REF!
PERCENT INCREASE	1.05%	-0.17%	-0.96%	-1.06%	0.60%	-0.15%	3.79%	#REF!
LEVY								
GENERAL FUND LEVY	0.90965	0.8846	0.936586	0.916708	0.94068	\$ 0.9380	\$ 0.8678	\$ 0.8355
BUILDING	0.0882	0.120937	0.10444	0.132024	0.097414	\$ 0.0452	\$ 0.0608	\$ 0.0615
QUALIFIED PURPOSE LEVY	0.0294	0	0	0	0.0056989	\$ 0.0045	\$ 0.0087	\$ 0.0123
BOND FUND	0.1048	0.1068	0.11384	0.099782	0.105344	\$ 0.0994	\$ 0.1085	\$ 0.1110
TOTAL LEVY	1.32163	1.112395	1.154866	1.148514	1.149127	\$ 1.0871	\$ 1.0457	\$ 1.0203
STATE AID	1,003,378	1,127,531.00	841,329	353,634.00	39351	\$ 43,490	\$ 2,489	\$ 269,055
DIFFERENCE	-124,155	286,202	487695	314283	-4,139	\$ 41,001	\$ (266,566)	#REF!
	-11%	34%	237.90%	898.60%	-9.50%	1647.2881%	-99.0749%	#REF!
ENROLLMENT		PK=36 K-5=164 6-12=215 415	PK=31 K-5=157 6-12=223 411	PK=30K-6=187-12=197 414	427	416	410	407
VALUATION	515,237,588.00	501,139,002	483,579,511	501,101,388	\$532,644,657	\$558,972,812.00	\$ 581,932,886	\$ 574,632,946
	2.70%	4%	-3.50%	-6%	-4.17%	-3.9455%	1.2704%	#REF!
1 PENNY ON LEVY	\$51,525	\$50,113	\$48,357	\$50,101.38	\$53,264.46	\$ 55,897.28	\$ 58,193.29	\$ 57,463.29