

Board of Education Regular Meeting
Monday, June 6, 2022 7:30 PM
Saline County School District 76-0068
501 Main Street
Friend, NE 68359-0067

Board of Education Goals

- **Allocate resources to effectively and efficiently meet the educational needs of the district.**
- **Ensure vertically and horizontally aligned curriculum.**
- **Implement a district instructional program based on current research and best practice.**
- **Provide facilities that maximize student learning opportunities.**

1. Call to Order and Roll Call
2. Notice of Open Meeting Act - Posted
3. Motion to excuse absent board members
4. Pledge of Allegiance
5. Approval of the agenda
6. Consent Agenda
 - 6.1. Hold for discussion and for possible action approval of the following items:
 - 6.1.1. Minutes of prior meeting(s)
 - 6.1.2. Treasurer's report
 - 6.1.3. Receipts
 - 6.1.4. Expenditures
 - 6.1.5. Claims for payment
 - 6.1.6. School Credit Card Approval
7. Public Comment

- 7.1. Amy Hottovy - Bulldog Boutique
- 8. Reports
 - 8.1. Committee:
 - 8.1.1. Activities
 - 8.1.2. Policy
 - 8.1.3. Building and Grounds
 - 8.2. Administration
 - 8.2.1. Principal's Report
 - 8.2.2. Superintendent
- 9. Discussion Items
- 10. Action Items
 - 10.1. Approval of interlocal agreement with ESU 18 for possible deaf or hard of hearing services.
 - 10.2. Consideration and Possible Action to change policy 8231.
- 11. School Board Facility Walkthrough
- 12. Adjournment

-

INSTRUCTIONS FOR THOSE WHO WISH TO SPEAK DURING PUBLIC FORUM

(Agenda items only) Public comment time is the time to request to speak to items listed on this agenda. The public forum is available for interested parties that are not part of any formal presentation regarding a specific agenda item. Patrons wishing to address the board need to request to be recognized by the Board President or Chair of the meeting prior to the beginning of the meeting.

(Non agenda item) this is the time to request to speak to any nonagenda topic concerning the school district. Since it is not an agenda item, the board cannot discuss or take action at this time. The BOE may choose to place the item on a future agenda for consideration &/or action.

Time Limit: The Board President of chair for the meeting shall have the authority to establish reasonable time limits for individual speakers (generally five minutes) and for the duration of public forum sessions.

Personnel or Student Topic: Patrons wishing to address the board regarding a personnel or student issue need to understand that Board policies require that such concerns initially be directed to the administration for consideration. Board members will generally not respond to any questions or comments directed toward or about individual staff members and/or students. Patrons are cautioned that slanderous comments are not protected just because they are made at Board meeting.

General Rules: Please remember that this is a public meeting for the conduct of the business of the Board of Education. Offensive language, personal attacks and hostile conduct will not be tolerated.

This agenda contains a list of subjects known at the time of its distribution. A copy of the agenda reflecting any changes will be available for public inspection during normal business hours in the office of the Superintendent. Except for the items of an emergency nature, the agenda will not be enlarged later than 24 hours before the scheduled start of the meeting.

Board of Education Regular Meeting

Saline County School District 76-0068

501 Main Street

Friend, NE 68359-0067

Monday, May 9, 2022 7:30 PM

Tyler Bartels: Present
Tiffany Shonerd: Present
Scott Spohn: Present
Jamie Tuttle: Present
Nancy Vossler: Present
Megan Weber: Present

1. Call to Order and Roll Call
2. Notice of Open Meeting Act - Posted
3. Motion to excuse absent board members
4. Pledge of Allegiance
5. Approval of the agenda

Motion to approve agenda as presented, Passed with a motion by Nancy Vossler and a second by Megan Weber.

Tyler Bartels: Yea, Tiffany Shonerd: Yea, Scott Spohn: Yea, Jamie Tuttle: Yea, Nancy Vossler: Yea, Megan Weber: Yea
Yea: 6, Nay: 0

6. Consent Agenda

Approve consent agenda, as presented, Passed with a motion by Scott Spohn and a second by Megan Weber.

Tyler Bartels: Yea, Tiffany Shonerd: Yea, Scott Spohn: Yea, Jamie Tuttle: Yea, Nancy Vossler: Yea, Megan Weber: Yea
Yea: 6, Nay: 0

6.1. Hold for discussion and for possible action approval of the following items:

6.1.1. Minutes of prior meeting(s)

6.1.2. Treasurer's report

6.1.3. Receipts

6.1.4. Expenditures

6.1.5. Claims for payment

7. Public Forum: Recognition of visitors, delegations, and reading of communications.

7.1. Elementary Student Council

The Elementary Student Council members gave an overview of their activities during the school year.

8. Reports

8.1. Committee:

8.1.1. Building and Grounds

Committee met on April 20, with Starr Plumbing. The final greenhouse plumbing work has been completed. High school window work will plan to be completed this summer, along with replacing any window A/Cs that are needed.

8.2. Administration

8.2.1. Principal's Report

Mrs. Stutzman reviewed the year end activities.

8.2.2. Superintendent

Mr. Anderson reported on possible eSports team, arrival of new football scoreboard, Activities Meeting with Exeter-Milligan cohorts, and summer renovation projects. The Strategic Planning surveys are underway.

9. Discussion Items

9.1. Superintendent Evaluation

Jamie Tuttle distributed the Superintendent Evaluation to all board members, and they reviewed the executive summary.

10. Action Items

10.1. Approve 2021-22 Budget Amendment to Activities Fund and Bond Fund. Budgeted disbursements increased to \$201,000 in Activity Fund and \$5,281,756.25 in Bond Fund.

Approve 2021-22 Budget Amendment to Activities Fund and Bond Fund. Budgeted disbursements in Activity Fund are increased to \$201,000 and Bond Fund disbursements \$5,281,756.25 for the 2021-22 school year. Passed with a motion by Scott Spohn and a second by Tyler Bartels.

Tyler Bartels: Yea, Tiffany Shoner: Yea, Scott Spohn: Yea, Jamie Tuttle: Yea, Nancy Vossler: Yea, Megan Weber: Yea

Yea: 6, Nay: 0

10.2. Consideration and Possible Action and review of Policies 8100, 8110, 8120, 8150, 8153 and 8160.

Approve review of Policies 8100, 8110, 8120, 8150, 8153 and 8160. Passed with a motion by Scott Spohn and a second by Tiffany Shonerd.

Tyler Bartels: Yea, Tiffany Shonerd: Yea, Scott Spohn: Yea, Jamie Tuttle: Yea, Nancy Vossler: Yea, Megan Weber: Yea

Yea: 6, Nay: 0

10.3. Approve the selling of 12 old lockers in the original locker rooms to 34 Electric for \$480.

Approve sale of 12 lockers from east gym locker rooms to 34 Electric for \$480. Passed with a motion by Nancy Vossler and a second by Jamie Tuttle.

Tyler Bartels: Yea, Tiffany Shonerd: Yea, Scott Spohn: Yea, Jamie Tuttle: Yea, Nancy Vossler: Yea, Megan Weber: Yea

Yea: 6, Nay: 0

11. Adjournment

Motion to adjourn at 8:46pm. Next regularly scheduled meeting is Monday, June 6, 2022, at 7:30 pm. Passed with a motion by Tyler Bartels and a second by Scott Spohn.

Tyler Bartels: Yea, Tiffany Shonerd: Yea, Scott Spohn: Yea, Jamie Tuttle: Yea, Nancy Vossler: Yea, Megan Weber: Yea

Yea: 6, Nay: 0

Posted Locations:

- Friend Sentinel (Published)
- Post Office - Friend
- Citizens State Bank - Friend
- First Bank Utica - Friend
- Qwik6 Convenience Store

Posted Date: 4-27-2022

Special Budget Hearing
Saline County School District 76-0068
501 Main Street
Friend, NE 68359-0067
Monday, May 9, 2022 7:20 PM

Tyler Bartels: Present
Tiffany Shonerd: Present
Scott Spohn: Present
Jamie Tuttle: Present
Nancy Vossler: Present
Megan Weber: Present

1. Call to Order and Roll Call
2. Notice of Open Meetings Act - Posted
3. Budget Hearing

Mr. Anderson explained the reasoning behind the budget amendments for Activity Fund and Bond Fund.

4. Public Forum
5. Adjournment

Motion to adjourn at 7:22pm Passed with a motion by Tyler Bartels and a second by Nancy Vossler.

Tyler Bartels: Yea, Tiffany Shonerd: Yea, Scott Spohn: Yea, Jamie Tuttle: Yea, Nancy Vossler: Yea, Megan Weber: Yea
Yea: 6, Nay: 0

Posted Locations:

- Friend Sentinel
- Post Office - Friend
- Citizens State Bank - Friend
- First Bank Utica - Friend
- Qwik6 Convenience Store

Posted Date: 4-27-22

Nancy J Vossler
 Friend, Nebraska

| Receipts from May 2022 | | Account #1925 | |
|---------------------------------------|----------------------------|------------------------|-----------------------------|
| Date | From | | |
| General Fund Checking | | | |
| 5/2/2022 | State of Nebraska | State Aid (April) | \$3,978.00 |
| 5/3/2022 | State of Nebraska | Medicaid Reimbursement | \$2,657.15 |
| 5/5/2022 | Seward County | Disbursement | \$109,022.96 |
| 5/17/2022 | Trsf Save to Ckg | | \$2,000.00 |
| 5/24/2022 | State of Nebraska | SPED Reimbursement | \$27,518.00 |
| 5/31/2022 | State of Nebraska | State Aid (May) | \$3,978.00 |
| 5/31/2022 | Interest Paid | | \$1.33 |
| Total | | | <u><u>\$149,155.44</u></u> |
| Special Building Fund Checking | | | |
| | | Account #2065 | |
| 5/10/2022 | Trsf Savings to Checking | | \$119,152.34 |
| 5/16/2022 | Trsf Savings to Checking | | \$2,500.00 |
| 5/31/2022 | Interest Paid | | \$1.87 |
| Total | | | <u><u>\$121,654.21</u></u> |
| General Fund Savings | | | |
| | | Account #9889 CSB | |
| 5/10/2022 | Trsf excess ckg to savings | | \$80,000.00 |
| 5/12/2022 | Saline County | Disbursement | \$648,374.91 |
| 5/13/2022 | Fillmore County | | \$8,222.44 |
| 5/27/2022 | Trsf excess ckg to savings | | \$27,000.00 |
| 5/31/2022 | Interest Paid | | \$548.51 |
| Total | | | <u><u>\$764,145.86</u></u> |
| Depreciation Fund Savings | | | |
| | | Account #9915 | |
| 5/31/2022 | Interest Paid | | 106.26 |
| Total | | | <u><u>\$106.26</u></u> |
| Special Building Fund Savings | | | |
| | | Account #9902 CSB | |
| 5/5/2022 | Seward County | Disbursement | \$2,900.07 |
| 5/12/2022 | Saline County | Deposit | \$17,261.21 |
| 5/13/2022 | Fillmore County | Transfers | \$221.47 |
| 5/31/2022 | Interest Paid | | \$275.54 |
| Total | | | <u><u>\$ 20,658.29</u></u> |
| Bond Fund Savings | | | |
| | | Account #5055 CSB | |
| 5/5/2022 | Seward County | Disbursement | \$16,069.98 |
| 5/12/2022 | Saline County | Disbursement | \$ 95,648.23 |
| 5/13/2022 | Fillmore County | Transfer | \$ 1,227.22 |
| 5/31/2022 | Interest Paid | | \$ 31.56 |
| Total | | | <u><u>\$ 112,976.99</u></u> |

Friend Public School

Account Summary Report

REVENUES

Cycle: FY21-22; Begin Date: 05/01/2022; End Date: 05/31/2022; Account Type: Revenue; Created On: 6/2/2022 10:15:04 AM

| Account Code | Description | Actual - MAY | Budget (YTD) | Actual (YTD) | % of Budget |
|--|---|-----------------------|-------------------------|-------------------------|-------------|
| GENERAL FUND | | | | | |
| 01-1-01100-000-000 | LOCAL - RE & PP TAXES LEVIED | (\$747,336.08) | (\$3,350,000.00) | (\$2,763,690.55) | 82.49 |
| 01-1-01115-000-000 | LOCAL - CARLINE TAXES | (\$1,456.36) | (\$6,500.00) | (\$2,117.73) | 32.58 |
| 01-1-01125-000-000 | LOCAL - MOTOR VEHICLE TAXES | (\$7,914.34) | (\$198,000.00) | (\$143,389.75) | 72.41 |
| 01-1-01140-000-000 | LOCAL - PENALTIES & INTEREST ON TAXES LEVIED BY DISTRICT | \$0.00 | (\$8,000.00) | (\$4,657.28) | 58.21 |
| 01-1-01510-000-000 | LOCAL - INTEREST ON INVESTMENTS | (\$551.17) | (\$10,000.00) | (\$4,340.43) | 43.40 |
| 01-1-01925-000-000 | LOCAL - Categ Grants - Non-Govt Source | \$0.00 | \$0.00 | (\$419.00) | 0.00 |
| 01-1-02110-000-000 | INTERMEDIATE - COUNTY FINES AND LICENSE FEES | (\$903.24) | (\$9,000.00) | (\$8,745.70) | 97.17 |
| 01-1-02210-000-000 | INTERMEDIATE - ESU RECEIPTS | \$0.00 | (\$500.00) | (\$1,483.89) | 296.77 |
| 01-1-03110-000-000 | STATE - STATE AID | (\$7,956.00) | (\$39,782.00) | (\$35,802.00) | 89.99 |
| 01-1-03120-000-000 | STATE - SPED (SCHOOL AGE) | (\$27,518.00) | (\$215,000.00) | (\$150,721.00) | 70.10 |
| 01-1-03130-000-000 | STATE - HOMESTEAD EXEMPTION | (\$4,870.16) | \$0.00 | (\$14,610.48) | 0.00 |
| 01-1-03131-000-000 | STATE - PROPERTY TAX CREDIT | \$0.00 | \$0.00 | (\$272,911.12) | 0.00 |
| 01-1-03180-000-000 | STATE - PRO-RATE MOTOR VEHICLE | (\$3,140.13) | (\$7,000.00) | (\$7,058.61) | 100.83 |
| 01-1-03400-000-000 | STATE - STATE APPORTIONMENT | \$0.00 | (\$30,000.00) | (\$28,840.23) | 96.13 |
| 01-1-03535-000-000 | STATE - PAYMENTS FOR HIGH ABILITY LEARNERS | \$0.00 | (\$3,600.00) | (\$3,507.00) | 97.41 |
| 01-1-04105-000-000 | FEDERAL - UNIVERSAL SERVICES FUND (E-RATE) | \$0.00 | \$0.00 | (\$4,067.04) | 0.00 |
| 01-1-04310-000-000 | FEDERAL - REAP | \$0.00 | \$0.00 | (\$14,635.00) | 0.00 |
| 01-1-04505-000-000 | FEDERAL - TITLE I, PART A ESSA | \$0.00 | (\$40,000.00) | (\$37,465.00) | 93.66 |
| 01-1-04516-000-000 | FEDERAL - IDEA PRESCHOOL (619) | \$0.00 | (\$3,400.00) | (\$3,458.00) | 101.70 |
| 01-1-04518-000-000 | FEDERAL - IDEA BASE - EP | \$0.00 | (\$66,507.00) | (\$40,913.00) | 61.51 |
| 01-1-04708-000-000 | FEDERAL - MEDICAID IN PUBLIC SCHOOLS (MIPS) | (\$1,808.88) | (\$3,000.00) | (\$4,698.64) | 156.62 |
| 01-1-04709-000-000 | FEDERAL - MEDICAID ADMIN ACTIVITIES (MAAPS) | (\$848.27) | (\$3,000.00) | (\$2,430.21) | 81.00 |
| 01-1-04997-000-000 | FEDERAL - ESSER II | \$0.00 | (\$77,439.00) | \$0.00 | 0.00 |
| 01-1-04998-000-000 | FEDERAL - ESSER III | \$0.00 | (\$211,573.00) | (\$31,673.00) | 14.97 |
| 01-1-05300-000-000 | OTHER FINANCING - PROCEEDS- DISPOSAL OF REAL OR PP | \$0.00 | (\$200.00) | \$0.00 | 0.00 |
| 01-1-05301-000-000 | OTHER FINANCING - INSURANCE ADJUSTMENTS | \$0.00 | \$0.00 | (\$750.00) | 0.00 |
| 01-1-05690-000-000 | OTHER FINANCING - OTHER NON-REVENUE RECEIPTS | \$0.00 | (\$1,500.00) | (\$126.36) | 8.42 |
| 01-1-09005-903-000 | NON-PROGRAM RECEIPTS - Interfund Loan from Nutrition Fund | (\$9,849.05) | \$0.00 | (\$17,863.80) | 0.00 |
| 01-1-09006-902-000 | NON-PROGRAM RECEIPTS - Interfund Loan from Activity Fund | \$0.00 | \$0.00 | (\$3,109.32) | 0.00 |
| | | | | | |
| | | | | | |
| | | | | | |
| | | | | | |
| Subtotal of Element: [Fund] 01 - GENERAL FUND | | (\$814,151.68) | (\$4,284,001.00) | (\$3,603,484.14) | 84% |
| | | | | | |
| | | | | | |

| | | | | | |
|---|---|-----------------------|-----------------------|-------------------------|----------------------------|
| DEPRECIATION FUND | | | | | |
| 02-1-01510-000-000 | DEPR - INVESTMENT INCOME - Interest on Investments | (\$106.26) | (\$900.00) | (\$978.92) | 108.76 |
| 02-1-05200-000-000 | DEPR - OTHER FINANCING SOURCES - Trsf from General Fund | \$0.00 | (\$200,000.00) | \$0.00 | 0.00 |
| Subtotal of Element: [Fund] 02 - Depreciation Fund | | (\$106.26) | (\$200,900.00) | (\$978.92) | 0% |
| SCHOOL NUTRITION FUND | | | | | |
| 06-1-01510-000-000 | SN - Interest | (\$0.39) | \$0.00 | (\$1.75) | 0.00 |
| 06-1-01611-000-000 | SN - DAILY SALES - SCHOOL LUNCH PROGRAM | (\$246.10) | (\$6,150.00) | (\$24,637.34) | 400.60 |
| 06-1-01620-000-000 | SN - DAILY SALES - STAFF | (\$176.35) | (\$4,000.00) | (\$2,604.65) | 65.11 |
| 06-1-01990-000-000 | SN - VENDING SALES | \$0.00 | \$0.00 | (\$154.55) | 0.00 |
| 06-1-03150-000-000 | SN - REVENUE FROM STATE REIMBURSEMENT | (\$17,542.68) | \$0.00 | (\$132,536.55) | 0.00 |
| 06-1-04210-000-000 | SN - Federal Reimbursement | \$0.00 | (\$152,000.00) | (\$8,893.35) | 5.85 |
| Subtotal of Element: [Fund] 06 - Lunch Fund | | (\$17,965.52) | (\$162,150.00) | (\$168,828.19) | 104% |
| BOND FUND | | | | | |
| 07-1-01100-000-000 | BF - LOCAL - RE & PP TAXES LEVIED | (\$111,532.48) | (\$500,000.00) | (\$407,917.08) | 81.58 |
| 07-1-01115-000-000 | BF - LOCAL - CARLINE TAXES | (\$217.37) | (\$1,200.00) | (\$313.29) | 26.10 |
| 07-1-01140-000-000 | BF - LOCAL - Penalties & Interest on Taxes | \$0.00 | (\$2,500.00) | (\$675.79) | 27.03 |
| 07-1-01510-000-000 | BF - LOCAL - INTEREST ON INVESTMENTS | (\$31.56) | (\$600.00) | (\$361.08) | 60.18 |
| 07-1-03130-000-000 | BF - STATE - HOMESTEAD EXEMPTION | (\$726.90) | \$0.00 | (\$2,180.70) | 0.00 |
| 07-1-03131-000-000 | BF - STATE - PROPERTY TAX CREDIT | \$0.00 | \$0.00 | (\$40,732.84) | 0.00 |
| 07-1-03180-000-000 | BF - STATE - PRO-RATE MOTOR VEHICLE | (\$468.68) | (\$1,000.00) | (\$1,040.24) | 104.02 |
| 07-1-05101-000-000 | BF - OTHER FINAN SOURCES - ISSUANCE OF BONDS - (Refunding | \$0.00 | \$0.00 | (\$4,775,000.00) | 0.00 |
| Subtotal of Element: [Fund] 07 - Bond Fund | | (\$112,976.99) | (\$505,300.00) | (\$5,228,221.02) | 1035% |
| | | | | | *due to refinancing |
| SPECIAL BUILDING FUND | | | | | |
| 08-1-01100-000-000 | SB - LOCAL - RE & PP TAXES LEVIED | (\$20,127.77) | (\$90,235.00) | (\$61,006.32) | 67.60 |
| 08-1-01115-000-000 | SB - LOCAL - CARLINE TAXES | (\$39.23) | (\$70.00) | (\$48.82) | 69.74 |
| 08-1-01140-000-000 | SB - LOCAL - Penalties & Interest on Taxes | \$0.00 | \$0.00 | (\$67.51) | 0.00 |
| 08-1-01510-000-000 | SB - LOCAL - Interest Income | (\$277.41) | (\$3,500.00) | (\$2,657.95) | 75.94 |
| 08-1-03130-000-000 | SB - STATE - HOMESTEAD EXEMPTION | (\$131.17) | \$0.00 | (\$393.51) | 0.00 |
| 08-1-03131-000-000 | SB - STATE - PROPERTY TAX CREDIT | \$0.00 | \$0.00 | (\$7,350.88) | 0.00 |
| 08-1-03134-000-000 | SB - STATE - Public Service & RR Tax Credit | \$0.00 | (\$250.00) | \$0.00 | 0.00 |
| 08-1-03180-000-000 | SB - STATE - PRO-RATE MOTOR VEHICLE | (\$84.58) | (\$100.00) | (\$147.89) | 147.89 |
| Subtotal of Element: [Fund] 08 - Special Building Fund | | (\$20,660.16) | (\$94,155.00) | (\$71,672.88) | 76% |

Friend Public School

Account Summary Report

EXPENDITURES

Cycle: FY21-22; Begin Date: 05/01/2022; End Date: 05/31/2022; Account Type: Expenditure; Created On: 6/2/2022 10:49:26 AM

| Account Code | Description | Actual - MAY | Budget (YTD) | Actual (YTD) | % of Budget |
|-----------------------|--|--------------|--------------|--------------|-------------|
| General Fund | | | | | |
| 01-2-01100-111-001-00 | REG INST - Salaries - Teachers - Sec | \$50,573.61 | \$606,885.00 | \$455,162.49 | 74.99 |
| 01-2-01100-111-002-00 | REG INST - Salaries - Teachers - Elem | \$33,145.79 | \$438,405.00 | \$321,251.94 | 73.27 |
| 01-2-01100-112-001-00 | REG INST - Salaries - Paras and Assistants - Sec | \$751.43 | \$11,150.00 | \$6,217.74 | 55.76 |
| 01-2-01100-112-002-00 | REG INST - Salaries - Paras and Assistants - Elem | \$6,300.38 | \$54,338.00 | \$50,696.45 | 93.29 |
| 01-2-01100-122-001-00 | REG INST - Salaries - Substitute Paras - Sec | \$0.00 | \$0.00 | \$798.21 | 0.00 |
| 01-2-01100-122-002-00 | REG INST - Salaries - Substitute Paras - Elem | \$149.63 | \$3,000.00 | \$3,376.18 | 112.53 |
| 01-2-01100-123-001-00 | REG INST - Salaries - Substitute Teachers - Sec | \$5,214.34 | \$25,000.00 | \$20,127.58 | 80.51 |
| 01-2-01100-123-002-00 | REG INST - Salaries - Substitute Teachers - Elem | \$3,023.16 | \$25,000.00 | \$20,872.72 | 83.49 |
| 01-2-01100-151-001-00 | REG INST - Addl Comp - Teachers - Extra Duty, Class Coverage - | \$9,115.50 | \$108,000.00 | \$82,619.50 | 76.49 |
| 01-2-01100-151-002-00 | REG INST - Addl Comp - Teachers - Extra Duty, Class Coverage - | \$150.50 | \$600.00 | \$1,034.50 | 172.41 |
| 01-2-01100-152-001-00 | REG INST - Addl Comp - NonCert Coaches - Extra Duty Pay - Sec | \$1,098.00 | \$13,175.00 | \$13,176.00 | 100.00 |
| 01-2-01100-211-001-00 | REG INST - Group Insurance - BCBS - Teachers - Sec | \$14,792.70 | \$170,900.00 | \$147,927.00 | 86.55 |
| 01-2-01100-211-001-01 | REG INST - Group Insurance - LTD - Teachers - Sec | \$264.00 | \$2,600.00 | \$2,376.00 | 91.38 |
| 01-2-01100-211-002-00 | REG INST - Group Insurance - BCBS - Teachers - Elem | \$10,446.47 | \$144,650.00 | \$104,464.70 | 72.21 |
| 01-2-01100-211-002-01 | REG INST - Group Insurance - LTD - Teachers - Elem | \$202.00 | \$1,800.00 | \$1,818.00 | 101.00 |
| 01-2-01100-212-001-01 | REG INST - Group Insurance - LTD - Paras - Sec | \$7.43 | \$0.00 | \$66.87 | 0.00 |
| 01-2-01100-212-002-01 | REG INST - Group Insurance - LTD - Paras - Elem | \$14.40 | \$193.00 | \$129.60 | 67.15 |
| 01-2-01100-221-001-00 | REG INST - Social Security - Teachers - Sec | \$4,475.05 | \$54,700.00 | \$40,332.71 | 73.73 |
| 01-2-01100-221-002-00 | REG INST - Social Security - Teachers - Elem | \$2,366.10 | \$33,500.00 | \$23,187.53 | 69.21 |
| 01-2-01100-222-001-00 | REG INST - Social Security - Paras and Assistants - Sec | \$136.49 | \$850.00 | \$1,475.64 | 173.60 |
| 01-2-01100-222-002-00 | REG INST - Social Security - Paras and Assistants - Elem | \$483.10 | \$4,400.00 | \$4,043.53 | 91.89 |
| 01-2-01100-223-001-00 | REG INST - Social Security - Substitute Teachers - Sec | \$398.93 | \$1,920.00 | \$1,539.79 | 80.19 |
| 01-2-01100-223-002-00 | REG INST - Social Security - Substitute Teachers - Elem | \$231.26 | \$1,920.00 | \$1,596.74 | 83.16 |
| 01-2-01100-231-001-00 | REG INST - Retirement - Teachers - Sec | \$4,431.04 | \$70,615.00 | \$39,922.26 | 56.53 |
| 01-2-01100-231-002-00 | REG INST - Retirement - Teachers - Elem | \$2,471.74 | \$43,300.00 | \$23,924.84 | 55.25 |
| 01-2-01100-232-001-00 | REG INST - Retirement - Paras and Assistants - Sec | \$55.78 | \$1,100.00 | \$706.11 | 64.19 |
| 01-2-01100-232-002-00 | REG INST - Retirement - Paras and Assistants - Elem | \$467.71 | \$5,300.00 | \$3,763.44 | 71.00 |
| 01-2-01100-233-002-00 | REG INST - Retirement - Substitute Teachers - Elem | \$10.84 | \$0.00 | \$111.48 | 0.00 |
| 01-2-01100-237-001-00 | REG INST - Retirement Increase - Sec | \$1,483.39 | \$0.00 | \$13,432.40 | 0.00 |
| 01-2-01100-237-002-00 | REG INST - Retirement Increase - Elem | \$975.40 | \$0.00 | \$9,190.95 | 0.00 |
| 01-2-01100-271-001-00 | REG INST - Workers Comp - Teachers - Sec | \$0.00 | \$2,246.00 | \$2,246.00 | 100.00 |
| 01-2-01100-271-002-00 | REG INST - Workers Comp - Teachers - Elem | \$0.00 | \$1,164.00 | \$1,164.00 | 100.00 |
| 01-2-01100-272-002-00 | REG INST - Workers Comp - Paras and Assistants - Elem | \$0.00 | \$76.00 | \$233.00 | 306.57 |

| | | | | | |
|-----------------------|---|----------|-------------|-------------|--------|
| 01-2-01100-281-001-00 | REG INST - Health Benefits HSAs-- Teachers - Sec | \$0.00 | \$0.00 | \$9,487.66 | 0.00 |
| 01-2-01100-281-002-00 | REG INST - Health Benefits HSAs-- Teachers - Elem | \$0.00 | \$0.00 | \$13,255.33 | 0.00 |
| 01-2-01100-291-001-00 | REG INST - Other Employee Benefits - Teachers - Sec | \$69.00 | \$500.00 | \$626.50 | 125.30 |
| 01-2-01100-291-002-00 | REG INST - Other Employee Benefits - Teachers - Elem | \$69.00 | \$1,200.00 | \$626.50 | 52.20 |
| 01-2-01100-320-002-00 | REG INST - Prof Educ Services - Elem | \$0.00 | \$0.00 | \$2,000.00 | 0.00 |
| 01-2-01100-330-001-00 | REG INST - Employee Training - Sec | \$0.00 | \$5,000.00 | \$1,634.16 | 32.68 |
| 01-2-01100-330-002-00 | REG INST - Employee Training - Elem | \$0.00 | \$5,000.00 | \$1,346.16 | 26.92 |
| 01-2-01100-333-001-00 | REG INST - Mileage Paid to Staff - Sec | \$0.00 | \$1,500.00 | \$0.00 | 0.00 |
| 01-2-01100-382-001-SP | REG INST - Distance Ed - Spanish | \$0.00 | \$8,000.00 | \$7,200.00 | 90.00 |
| 01-2-01100-430-001-MU | REG INST - Repairs to Instruments - Sec | \$0.00 | \$2,500.00 | \$205.00 | 8.20 |
| 01-2-01100-431-001-MU | REG INST - Repairs to Musical Instruments | \$0.00 | \$0.00 | \$11.00 | 0.00 |
| 01-2-01100-443-001-00 | REG INST - Lease/Usage - Copier - Sec | \$371.72 | \$7,500.00 | \$3,911.24 | 52.14 |
| 01-2-01100-443-002-00 | REG INST - Lease/Usage - Copier - Elem | \$371.72 | \$7,500.00 | \$5,255.18 | 70.06 |
| 01-2-01100-580-001-00 | REG INST - Travel - Sec | \$178.00 | \$500.00 | \$1,309.46 | 261.89 |
| 01-2-01100-580-002-00 | REG INST - Travel - Elem | \$0.00 | \$500.00 | \$0.00 | 0.00 |
| 01-2-01100-610-001-00 | REG INST - Teaching Supplies - Sec | \$0.00 | \$62,632.00 | \$1,091.94 | 1.74 |
| 01-2-01100-610-001-AG | REG INST - Supplies - Agri | \$0.00 | \$2,500.00 | \$784.95 | 31.39 |
| 01-2-01100-610-001-AR | REG INST - Supplies - Art - Sec | \$0.00 | \$1,000.00 | \$450.82 | 45.08 |
| 01-2-01100-610-001-FC | REG INST - Supplies - FACS | \$257.16 | \$1,500.00 | \$1,237.73 | 82.51 |
| 01-2-01100-610-001-LA | REG INST - Supplies - Lang Arts - Sec | \$0.00 | \$1,000.00 | \$750.62 | 75.06 |
| 01-2-01100-610-001-MA | REG INST - Supplies - Math - Sec | \$169.87 | \$1,000.00 | \$309.86 | 30.98 |
| 01-2-01100-610-001-MU | REG INST - Supplies - Music - Sec | \$329.05 | \$2,000.00 | \$7,016.27 | 350.81 |
| 01-2-01100-610-001-PE | REG INST - Supplies - PE/Health - Sec | \$0.00 | \$1,000.00 | \$19.90 | 1.99 |
| 01-2-01100-610-001-SC | REG INST - Supplies - Science - Sec | \$0.00 | \$1,000.00 | \$2,074.10 | 207.41 |
| 01-2-01100-610-001-SH | REG INST - Supplies - Shop | \$122.46 | \$3,000.00 | \$3,395.91 | 113.19 |
| 01-2-01100-610-001-SP | REG INST - Supplies - Spanish | \$0.00 | \$0.00 | \$8.99 | 0.00 |
| 01-2-01100-610-001-SS | REG INST - Supplies - Social Studies - Sec | \$0.00 | \$1,000.00 | \$19.99 | 1.99 |
| 01-2-01100-610-001-TE | REG INST - Supplies - Tech Classes - Sec | \$0.00 | \$1,000.00 | \$0.00 | 0.00 |
| 01-2-01100-610-002-00 | REG INST - Supplies - Elem | \$122.67 | \$47,132.00 | \$1,438.38 | 3.05 |
| 01-2-01100-610-002-AR | REG INST - Supplies - Art - Elem | \$0.00 | \$1,000.00 | \$0.00 | 0.00 |
| 01-2-01100-610-002-LA | REG INST - Supplies - Lang Arts - Elem | \$0.00 | \$2,000.00 | \$280.36 | 14.01 |
| 01-2-01100-610-002-MA | REG INST - Supplies - Math - Elem | \$0.00 | \$1,000.00 | \$0.00 | 0.00 |
| 01-2-01100-610-002-MU | REG INST - Supplies - Music - Elem | \$0.00 | \$1,000.00 | \$700.83 | 70.08 |
| 01-2-01100-610-002-PE | REG INST - Supplies - PE/Health - Elem | \$0.00 | \$1,000.00 | \$188.20 | 18.82 |
| 01-2-01100-610-002-SC | REG INST - Supplies - Science - Elem | \$0.00 | \$500.00 | \$747.01 | 149.40 |
| 01-2-01100-610-002-SS | REG INST - Supplies - Social Studies - Elem | \$0.00 | \$200.00 | \$0.00 | 0.00 |
| 01-2-01100-640-001-AG | REG INST - Books and Periodicals - Agri | \$0.00 | \$500.00 | \$0.00 | 0.00 |
| 01-2-01100-640-001-FC | REG INST - Books and Periodicals - FACS | \$0.00 | \$500.00 | \$0.00 | 0.00 |
| 01-2-01100-640-001-LA | REG INST - Books and Periodicals - Lang Arts - Sec | \$0.00 | \$2,000.00 | \$312.95 | 15.64 |
| 01-2-01100-640-001-MA | REG INST - Books and Periodicals - Math - Sec | \$0.00 | \$2,000.00 | \$0.00 | 0.00 |
| 01-2-01100-640-001-PE | REG INST - Books and Periodicals - PE/Health - Sec | \$0.00 | \$2,000.00 | \$0.00 | 0.00 |
| 01-2-01100-640-001-SC | REG INST - Books and Periodicals - Science - Sec | \$0.00 | \$2,000.00 | \$874.22 | 43.71 |
| 01-2-01100-640-001-SS | REG INST - Books and Periodicals - Social Studies - Sec | \$0.00 | \$2,000.00 | \$0.00 | 0.00 |

| | | | | | |
|-----------------------|---|------------|-------------|-------------|--------|
| 01-2-01100-640-002-LA | REG INST - Books and Periodicals - Lang Arts - Elem | \$0.00 | \$20,000.00 | \$91.14 | 0.45 |
| 01-2-01100-640-002-MA | REG INST - Books and Periodicals - Math - Elem | \$0.00 | \$8,000.00 | \$480.68 | 6.00 |
| 01-2-01100-640-002-MU | REG INST - Books and Periodicals - Music - Elem | \$0.00 | \$2,000.00 | \$0.00 | 0.00 |
| 01-2-01100-640-002-SC | REG INST - Books and Periodicals - Science - Elem | \$0.00 | \$3,000.00 | \$293.11 | 9.77 |
| 01-2-01100-643-001-00 | REG INST - Web/Cloud Based Software - Sec | \$0.00 | \$5,000.00 | \$198.00 | 3.96 |
| 01-2-01100-643-002-00 | REG INST - Web/Cloud Based Software - Elem | \$0.00 | \$5,000.00 | \$1,980.99 | 39.61 |
| 01-2-01100-650-001-00 | REG INST - Supplies - Tech Related - Sec | \$0.00 | \$2,000.00 | \$15.98 | 0.79 |
| 01-2-01100-650-001-MU | REG INST - Tech Supplies - Music - Sec | \$0.00 | \$500.00 | \$0.00 | 0.00 |
| 01-2-01100-650-001-SH | REG INST - Tech Supplies - Shop | \$0.00 | \$500.00 | \$0.00 | 0.00 |
| 01-2-01100-650-001-SS | REG INST - Software/Tech - Social Studies - Sec | \$0.00 | \$500.00 | \$0.00 | 0.00 |
| 01-2-01100-650-001-TE | REG INST - Tech Supplies - Tech Class - Sec | \$0.00 | \$1,500.00 | \$995.00 | 66.33 |
| 01-2-01100-650-002-00 | REG INST - Supplies - Tech Related - Elem | \$0.00 | \$500.00 | \$1,189.42 | 237.88 |
| 01-2-01100-734-001-00 | REG INST - Tech-Related Hardware - Sec | \$0.00 | \$6,000.00 | \$0.00 | 0.00 |
| 01-2-01100-735-001-00 | REG INST - Technology Software - Sec | \$0.00 | \$2,000.00 | \$0.00 | 0.00 |
| 01-2-01100-810-001-00 | REG INST - Dues and Fees - Sec Staff | \$0.00 | \$1,000.00 | \$1,482.00 | 148.20 |
| 01-2-01100-810-001-01 | REG INST - Field Trips Students - Secondary | \$0.00 | \$200.00 | \$0.00 | 0.00 |
| 01-2-01100-810-001-AG | REG INST - Dues & Fees - Agri | \$235.00 | \$500.00 | \$235.00 | 47.00 |
| 01-2-01100-810-001-MU | REG INST - Dues & Contest Fees - Music - Sec | \$0.00 | \$500.00 | \$478.00 | 95.60 |
| 01-2-01100-810-001-SS | REG INST - Dues & Fees - Social Studies - Sec | \$0.00 | \$500.00 | \$0.00 | 0.00 |
| 01-2-01100-810-002-00 | REG INST - Dues & Fees - Elem | \$0.00 | \$500.00 | \$464.00 | 92.80 |
| 01-2-01100-810-002-01 | REG INST - Field Trips Students - Elementary | \$697.02 | \$1,000.00 | \$974.02 | 97.40 |
| 01-2-01100-810-002-MU | REG INST - Dues & Contest Fees - Music - Elem | \$0.00 | \$500.00 | \$480.00 | 96.00 |
| 01-2-01115-565-001-00 | SENCAP - Tuition to Postsecondary Schools | \$0.00 | \$7,500.00 | \$4,620.00 | 61.60 |
| 01-2-01190-111-002-00 | EARLY - Salaries - Teachers | \$4,790.03 | \$57,477.00 | \$43,058.87 | 74.91 |
| 01-2-01190-112-002-00 | EARLY - Salaries - Paras | \$2,576.70 | \$22,302.00 | \$20,484.44 | 91.85 |
| 01-2-01190-121-002-00 | EARLY - Salaries - Subs - Teachers | \$0.00 | \$1,000.00 | \$292.00 | 29.20 |
| 01-2-01190-211-002-00 | EARLY - Group Insurance - BCBS Teachers | \$1,460.76 | \$20,370.00 | \$14,607.60 | 71.71 |
| 01-2-01190-211-002-01 | EARLY - Group Insurance - LTD - Teachers | \$29.44 | \$353.00 | \$264.96 | 75.05 |
| 01-2-01190-212-002-01 | EARLY - Group Insurance - LTD - Paras | \$7.43 | \$89.00 | \$66.87 | 75.13 |
| 01-2-01190-221-002-00 | EARLY - Social Security - Teachers | \$357.18 | \$4,523.00 | \$3,233.82 | 71.49 |
| 01-2-01190-222-002-00 | EARLY - Social Security - Paras | \$197.69 | \$1,706.00 | \$1,572.19 | 92.15 |
| 01-2-01190-223-002-00 | EARLY - Social Security - Subs - Teachers | \$0.00 | \$75.00 | \$0.00 | 0.00 |
| 01-2-01190-231-002-00 | EARLY - Retirement - Teachers | \$355.59 | \$5,840.00 | \$3,196.49 | 54.73 |
| 01-2-01190-232-002-00 | EARLY - Retirement - Paras | \$191.28 | \$2,205.00 | \$1,520.66 | 68.96 |
| 01-2-01190-237-002-00 | EARLY - Retirement Increase | \$180.80 | \$0.00 | \$1,559.53 | 0.00 |
| 01-2-01190-271-002-00 | EARLY - Workers Comp - Teachers | \$0.00 | \$193.00 | \$193.00 | 100.00 |
| 01-2-01190-272-002-00 | EARLY - Workers Comp - Paras | \$0.00 | \$66.00 | \$66.00 | 100.00 |
| 01-2-01190-281-002-00 | EARLY - Health Benefits - HSA Teachers | \$0.00 | \$0.00 | \$2,768.69 | 0.00 |
| 01-2-01190-330-002-00 | EARLY - Employee Training | \$0.00 | \$100.00 | \$45.00 | 45.00 |
| 01-2-01190-610-002-00 | EARLY - General Supplies | \$39.10 | \$2,000.00 | \$699.50 | 34.97 |
| 01-2-01190-643-002-00 | EARLY - Web/Cloud Based Software | \$0.00 | \$750.00 | \$0.00 | 0.00 |
| 01-2-01190-650-002-00 | EARLY - Supplies - Technology | \$0.00 | \$100.00 | \$0.00 | 0.00 |
| 01-2-01300-111-002-00 | SUMMER - Salaries - Teachers - Elem | \$0.00 | \$2,000.00 | \$0.00 | 0.00 |

| | | | | | |
|-----------------------|---|---------------------|-----------------------|-----------------------|-------------|
| 01-2-01300-221-002-00 | SUMMER - Social Security - Teachers - Elem | \$0.00 | \$200.00 | \$0.00 | 0.00 |
| | | | | | |
| | | | | | |
| | Regular Education | \$166,414.84 | \$2,200,000.00 | \$1,575,164.08 | 0.72 |
| | | | | | |
| 01-2-01200-111-001-00 | SPED SA - Salaries - Teachers - Sec | \$4,066.26 | \$55,449.00 | \$36,596.34 | 66.00 |
| 01-2-01200-111-002-00 | SPED SA - Salaries - Teachers -Elem | \$5,688.25 | \$68,359.00 | \$51,194.25 | 74.89 |
| 01-2-01200-123-001-00 | SPED SA - Salaries - Subs - Teachers | \$271.16 | \$750.00 | \$917.80 | 122.37 |
| 01-2-01200-123-002-00 | SPED SA - Salaries - Subs - Teachers | \$375.44 | \$750.00 | \$1,981.50 | 264.20 |
| 01-2-01200-211-001-00 | SPED SA - Group Insurance - BCBS - Teachers - Sec | \$1,428.30 | \$22,633.00 | \$14,283.00 | 63.10 |
| 01-2-01200-211-001-01 | SPED SA - Group Insurance LTD Teachers - Sec | \$27.00 | \$324.00 | \$243.00 | 75.00 |
| 01-2-01200-211-002-01 | SPED SA - Group Insurance LTD Teachers Elem | \$22.76 | \$273.00 | \$204.84 | 75.03 |
| 01-2-01200-221-001-00 | SPED SA - Social Security - Teachers - Sec | \$295.42 | \$4,466.00 | \$2,659.47 | 59.54 |
| 01-2-01200-221-002-00 | SPED SA - Social Security - Teachers -Elem | \$413.28 | \$5,222.00 | \$3,720.85 | 71.25 |
| 01-2-01200-223-001-00 | SPED SA - Social Security - Subs - Sec | \$20.74 | \$55.00 | \$70.22 | 127.67 |
| 01-2-01200-223-002-00 | SPED SA - Social Security - Subs -Elem | \$28.72 | \$55.00 | \$151.56 | 275.56 |
| 01-2-01200-231-001-00 | SPED SA - Retirement - Teachers - Sec | \$301.86 | \$5,765.00 | \$2,716.74 | 47.12 |
| 01-2-01200-231-002-00 | SPED SA - Retirement - Teachers -Elem | \$422.27 | \$6,742.00 | \$3,800.41 | 56.36 |
| 01-2-01200-237-001-00 | SPED SA - Retirement Increase - Sec | \$99.80 | \$0.00 | \$898.19 | 0.00 |
| 01-2-01200-237-002-00 | SPED SA - Retirement Increase - Elem | \$139.61 | \$0.00 | \$1,256.47 | 0.00 |
| 01-2-01200-271-001-00 | SPED SA - Workers Comp- Teachers - Sec | \$0.00 | \$172.00 | \$172.00 | 100.00 |
| 01-2-01200-271-002-00 | SPED SA - Workers Comp- Teachers -Elem | \$0.00 | \$201.00 | \$367.00 | 182.58 |
| 01-2-01200-272-002-00 | SPED SA - Workers Comp - Aides -Elem | \$0.00 | \$0.00 | \$76.00 | 0.00 |
| 01-2-01200-281-001-00 | SPED SA - Health Benefits -HSA Teachers Sec | \$0.00 | \$0.00 | \$2,643.03 | 0.00 |
| 01-2-01200-317-001-00 | SPED SA - Contracted Legal Services - Sec | \$0.00 | \$5,000.00 | \$0.00 | 0.00 |
| 01-2-01200-330-001-00 | SPED SA - Employee Training - Sec | \$0.00 | \$2,000.00 | \$128.68 | 6.43 |
| 01-2-01200-330-002-00 | SPED SA - Employee Training -Elem | \$0.00 | \$2,000.00 | \$317.36 | 15.86 |
| 01-2-01200-580-001-00 | SPED SA - Travel - Sec | \$0.00 | \$1,000.00 | \$0.00 | 0.00 |
| 01-2-01200-591-002-00 | SPED SA - SRS fees Purch thru ESU6 | \$0.00 | \$2,000.00 | \$0.00 | 0.00 |
| 01-2-01200-610-001-00 | SPED SA - General Supplies - Sec | \$0.00 | \$153,892.00 | \$179.26 | 0.11 |
| 01-2-01200-610-002-00 | SPED SA - General Supplies -Elem | \$0.00 | \$153,892.00 | \$147.58 | 0.09 |
| 01-2-01200-643-001-00 | SPED SA - Web/Cloud Based Software - Sec | \$0.00 | \$500.00 | \$5.27 | 1.05 |
| 01-2-01200-643-002-00 | SPED SA - Web/Cloud Based Software -Elem | \$0.00 | \$500.00 | \$800.00 | 160.00 |
| 01-2-01200-650-001-00 | SPED SA - Supplies - Technology Related - Sec | \$0.00 | \$500.00 | \$30.90 | 6.18 |
| 01-2-01200-650-002-00 | SPED SA - Supplies - Technology Related -Elem | \$0.00 | \$500.00 | \$0.00 | 0.00 |
| 01-2-01200-734-001-00 | SPED SA - Technology-Related Hardware - Sec | \$0.00 | \$5,000.00 | \$0.00 | 0.00 |
| 01-2-01200-810-001-00 | SPED SA - Dues and Fees - Sec | \$0.00 | \$1,000.00 | \$0.00 | 0.00 |
| 01-2-01200-810-002-00 | SPED SA - Dues and Fees -Elem | \$0.00 | \$1,000.00 | \$0.00 | 0.00 |
| 01-2-02141-591-001-00 | PSYCH - Psych Eval Services Purch from ESU6 - SA - Sec | \$0.00 | \$30,000.00 | \$7,836.15 | 26.12 |
| 01-2-02141-591-001-01 | PSYCH - LMHP Services Purch from ESU6 - SA - Sec | \$0.00 | \$7,000.00 | \$0.00 | 0.00 |
| 01-2-02141-591-002-00 | PSYCH - Psych Eval Services Purch from ESU6 - SA - Elem | \$0.00 | \$30,000.00 | \$15,672.30 | 52.24 |

| | | | | | |
|-----------------------|--|--------------------|---------------------|---------------------|-------------|
| 01-2-02141-591-002-02 | PSYCH - Consultant Svs Purch from ESU6 - SA - Elem | \$0.00 | \$10,000.00 | \$0.00 | 0.00 |
| 01-2-02142-591-002-00 | PSYCH - Psych Eval Svcs Purch from ESU6 - Ages 3-4 | \$0.00 | \$5,000.00 | \$1,300.13 | 26.00 |
| 01-2-02151-340-001-00 | SPEECH - Prof Services - Speech Therapy - SA - Sec | \$0.00 | \$0.00 | \$5,346.24 | 0.00 |
| 01-2-02151-591-001-00 | SPEECH - Speech Therapy Purch From ESU6 - SA - Sec | \$0.00 | \$35,000.00 | \$5,242.41 | 14.97 |
| 01-2-02151-591-001-01 | SPEECH - Deaf/HOH Therapy Purch from ESU6 - Sec | \$0.00 | \$3,000.00 | \$0.00 | 0.00 |
| 01-2-02151-591-002-00 | SPEECH - Speech Therapy Purch From ESU6 - SA - Elem | \$0.00 | \$70,000.00 | \$19,221.73 | 27.45 |
| 01-2-02151-591-002-01 | SPEECH - Deaf/HOH Therapy Purch From ESU6 - SA - Elem | \$0.00 | \$25,000.00 | \$10,457.58 | 41.83 |
| 01-2-02151-591-002-02 | SPEECH - Extended SY Purch From ESU6 - SA - Elem | \$0.00 | \$2,000.00 | \$0.00 | 0.00 |
| 01-2-02151-591-002-03 | SPEECH - Homebased Purch from ESU6 SA | \$0.00 | \$0.00 | \$6,549.58 | 0.00 |
| 01-2-02151-610-002-00 | SPEECH - General Supplies - SA - Elem | \$0.00 | \$44,500.00 | \$129.37 | 0.29 |
| 01-2-02152-591-002-00 | SPEECH - Speech Therapy Purch From ESU6 - Age 3-5 | \$0.00 | \$18,000.00 | \$0.00 | 0.00 |
| 01-2-02152-591-002-01 | SPEECH - Extended SY Purch From ESU6 - Age 3-5 | \$0.00 | \$2,000.00 | \$0.00 | 0.00 |
| 01-2-02152-591-002-02 | SPEECH - Homebased Therapy Purch From ESU6 - Age 3-5 | \$0.00 | \$10,000.00 | \$3,314.76 | 33.14 |
| 01-2-02152-610-002-00 | SPEECH - Supplies - Age 3-5 | \$0.00 | \$1,000.00 | \$25.10 | 2.51 |
| 01-2-02153-591-002-00 | SPEECH - Speech Therapy Purch From ESU6 - Age 0-2 | \$0.00 | \$8,000.00 | \$2,353.03 | 29.41 |
| 01-2-02153-591-002-01 | SPEECH - Extended SY Purch From ESU6 - Age 0-2 | \$0.00 | \$500.00 | \$0.00 | 0.00 |
| 01-2-02153-591-002-02 | SPEECH - Homebased Therapy Purch From ESU6 - Age 0-2 | \$0.00 | \$5,000.00 | \$0.00 | 0.00 |
| 01-2-02161-591-001-00 | OT - Occupational Therapy Purch from ESU6 - SA - Sec | \$0.00 | \$15,000.00 | \$6,736.00 | 44.90 |
| 01-2-02161-591-002-00 | OT - Occupational Therapy Purch from ESU6 - SA - Elem | \$0.00 | \$35,000.00 | \$11,226.68 | 32.07 |
| 01-2-02162-591-002-00 | OT - Occupational Therapy Purch from ESU6 - Age 3-5 | \$0.00 | \$7,000.00 | \$0.00 | 0.00 |
| 01-2-02163-591-002-00 | OT - Occupational Therapy Purch from ESU6 - Age 0-2 | \$0.00 | \$2,000.00 | \$0.00 | 0.00 |
| 01-2-02171-340-001-00 | PT - Prof Services - Physical Therapy - SA - Sec | \$0.00 | \$5,000.00 | \$545.25 | 10.90 |
| 01-2-02171-340-002-00 | PT - Prof Services - Physical Therapy - SA - Elem | \$0.00 | \$10,000.00 | \$4,571.67 | 45.71 |
| 01-2-02172-340-002-00 | PT - Prof Services - Physical Therapy - Age 3-5 | \$0.00 | \$5,000.00 | \$2,648.05 | 52.96 |
| 01-2-02173-340-002-00 | PT - Prof Services - Physical Therapy Age 0-2 | \$0.00 | \$2,000.00 | \$401.60 | 20.08 |
| 01-2-02181-340-001-00 | VISION - Prof Services - Vision Therapy - Sec | \$0.00 | \$5,000.00 | \$15.25 | 0.30 |
| 01-2-02181-340-002-00 | VISION - Prof Services - Vision Therapy - Elem | \$0.00 | \$8,000.00 | \$2,862.23 | 35.77 |
| 01-2-02182-340-002-00 | VISION - Prof Services - Vision Therapy - 3-5 | \$0.00 | \$0.00 | \$203.81 | 0.00 |
| 01-2-02183-340-002-00 | VISION - Prof Services - Vision Therapy - 0-2 | \$0.00 | \$0.00 | \$76.25 | 0.00 |
| | | | | | |
| | | | | | |
| | Special Education | \$13,600.87 | \$900,000.00 | \$232,296.89 | 0.26 |
| | | | | | |
| 01-2-02120-111-001-00 | GUIDANCE - Salaries - Counselor - Secondary | \$2,997.86 | \$35,973.00 | \$27,140.74 | 75.44 |
| 01-2-02120-111-002-00 | GUIDANCE - Salaries - Counselor - Elem | \$2,997.86 | \$35,972.00 | \$26,980.74 | 75.00 |
| 01-2-02120-211-001-00 | GUIDANCE - Group Insurance - BCBS - Counselor- Secondary | \$623.80 | \$7,485.00 | \$6,238.00 | 83.34 |
| 01-2-02120-211-001-01 | GUIDANCE - Group Insurance LTD - Counselor- Secondary | \$28.97 | \$348.00 | \$260.73 | 74.92 |
| 01-2-02120-211-002-00 | GUIDANCE - Group Insurance - BCBS - Counselor- Elem | \$623.81 | \$7,486.00 | \$6,238.10 | 83.33 |
| 01-2-02120-221-001-00 | GUIDANCE - Social Security - Counselor- Secondary | \$226.63 | \$2,752.00 | \$2,051.95 | 74.56 |
| 01-2-02120-221-002-00 | GUIDANCE - Social Security - Counselor- Elem | \$224.46 | \$2,752.00 | \$2,020.44 | 73.41 |
| 01-2-02120-231-001-00 | GUIDANCE - Retirement - Counselor- Secondary | \$222.54 | \$3,553.00 | \$2,014.79 | 56.70 |
| 01-2-02120-231-002-00 | GUIDANCE - Retirement - Counselor- Elem | \$222.55 | \$3,553.00 | \$2,002.95 | 56.37 |

| | | | | | |
|-----------------------|---|--------------------|---------------------|---------------------|-------------|
| 01-2-02120-237-001-00 | GUIDANCE - Retirement Increase - Sec | \$73.58 | \$0.00 | \$666.13 | 0.00 |
| 01-2-02120-237-002-00 | GUIDANCE - Retirement Increase - Elem | \$73.57 | \$0.00 | \$662.17 | 0.00 |
| 01-2-02120-271-001-00 | GUIDANCE - Workers Comp - Counselor- Secondary | \$0.00 | \$156.00 | \$212.00 | 135.89 |
| 01-2-02120-271-002-00 | GUIDANCE - Workers Comp - Counselor- Elem | \$0.00 | \$156.00 | \$0.00 | 0.00 |
| 01-2-02120-320-001-00 | GUIDANCE - Student Workshops- Secondary | \$0.00 | \$2,000.00 | \$2,995.00 | 149.75 |
| 01-2-02120-320-002-00 | GUIDANCE - Student Workshops- Elem | \$0.00 | \$500.00 | \$0.00 | 0.00 |
| 01-2-02120-330-001-00 | GUIDANCE - Employee Training - Secondary | \$0.00 | \$750.00 | \$128.68 | 17.15 |
| 01-2-02120-330-002-00 | GUIDANCE - Employee Training - Elem | \$0.00 | \$750.00 | \$0.00 | 0.00 |
| 01-2-02120-580-001-00 | GUIDANCE - Travel- Secondary | \$0.00 | \$500.00 | \$0.00 | 0.00 |
| 01-2-02120-610-001-00 | GUIDANCE - General Supplies- Secondary | \$0.00 | \$1,484.00 | \$233.67 | 15.74 |
| 01-2-02120-610-002-00 | GUIDANCE - General Supplies- Elem | \$0.00 | \$1,485.00 | \$590.99 | 39.79 |
| 01-2-02120-810-001-00 | GUIDANCE - Dues and Fees- Secondary | \$0.00 | \$2,000.00 | \$225.00 | 11.25 |
| 01-2-02120-810-002-00 | GUIDANCE - Dues and Fees- Elem | \$0.00 | \$500.00 | \$0.00 | 0.00 |
| 01-2-02130-116-001-00 | NURSE - Salaries - Nurse - Secondary | \$762.50 | \$9,150.00 | \$6,862.50 | 75.00 |
| 01-2-02130-116-002-00 | NURSE - Salaries - Nurse - Elem | \$2,433.50 | \$27,450.00 | \$21,171.50 | 77.12 |
| 01-2-02130-126-002-00 | NURSE - Salaries - Nurse Subs- Elem | \$0.00 | \$750.00 | \$0.00 | 0.00 |
| 01-2-02130-216-001-00 | NURSE - Group Insurance BCBS- Secondary | \$353.05 | \$5,660.00 | \$4,478.34 | 79.12 |
| 01-2-02130-216-001-01 | NURSE - Group Insurance LTD- Secondary | \$4.94 | \$0.00 | \$44.46 | 0.00 |
| 01-2-02130-216-002-00 | NURSE - Group Insurance BCBS- Elem | \$1,059.16 | \$16,975.00 | \$13,435.04 | 79.14 |
| 01-2-02130-216-002-01 | NURSE - Group Insurance LTD- Elem | \$14.81 | \$237.00 | \$133.29 | 56.24 |
| 01-2-02130-226-001-00 | NURSE - Social Security - Nurse- Secondary | \$57.75 | \$700.00 | \$516.11 | 73.73 |
| 01-2-02130-226-002-00 | NURSE - Social Security - Nurse- Elem | \$184.40 | \$2,100.00 | \$1,593.00 | 75.85 |
| 01-2-02130-236-001-00 | NURSE - Retirement - Nurse- Secondary | \$56.61 | \$904.00 | \$509.47 | 56.35 |
| 01-2-02130-236-002-00 | NURSE - Retirement - Nurse- Elem | \$169.81 | \$2,711.00 | \$1,528.30 | 56.37 |
| 01-2-02130-237-001-00 | NURSE - Retirement Increase - Sec | \$18.72 | \$0.00 | \$168.45 | 0.00 |
| 01-2-02130-237-002-00 | NURSE - Retirement Increase - Elem | \$56.14 | \$0.00 | \$505.26 | 0.00 |
| 01-2-02130-276-001-00 | NURSE - Workers Comp - Nurse- Secondary | \$0.00 | \$54.00 | \$0.00 | 0.00 |
| 01-2-02130-276-002-00 | NURSE - Workers Comp - Nurse- Elem | \$0.00 | \$54.00 | \$108.00 | 200.00 |
| 01-2-02130-330-002-00 | NURSE - Employee Training - Elem | \$0.00 | \$0.00 | \$111.00 | 0.00 |
| 01-2-02130-580-002-00 | NURSE - Travel- Elem | \$0.00 | \$250.00 | \$0.00 | 0.00 |
| 01-2-02130-610-001-00 | NURSE - General Supplies- Secondary | \$0.00 | \$250.00 | \$572.18 | 228.87 |
| 01-2-02130-610-002-00 | NURSE - General Supplies- Elem | \$67.54 | \$2,000.00 | \$698.40 | 34.92 |
| 01-2-02130-810-001-00 | NURSE - Dues and Fees- Secondary | \$0.00 | \$100.00 | \$50.00 | 50.00 |
| 01-2-02130-810-002-00 | NURSE - Dues and Fees- Elem | \$0.00 | \$500.00 | \$0.00 | 0.00 |
| | | | | | |
| | | | | | |
| | Support - Pupils | \$13,554.56 | \$180,000.00 | \$133,147.38 | 0.74 |
| | | | | | |
| 01-2-02211-320-000-00 | SCHOOL IMPROV - Professional Educational Services | \$0.00 | \$500.00 | \$0.00 | 0.00 |
| 01-2-02211-610-000-00 | SCHOOL IMPROV - General Supplies | \$0.00 | \$500.00 | \$0.00 | 0.00 |
| 01-2-02211-810-000-00 | SCHOOL IMPROV - Dues and Fees | \$0.00 | \$500.00 | \$0.00 | 0.00 |
| 01-2-02220-111-001-00 | LIB MEDIA - Salaries - Teachers - Secondary | \$1,007.19 | \$12,086.00 | \$9,064.71 | 75.00 |
| 01-2-02220-111-002-00 | LIB MEDIA - Salaries - Teachers - Elem | \$1,007.18 | \$12,086.00 | \$9,064.62 | 75.00 |

| | | | | | |
|-----------------------|---|--------------------|---------------------|---------------------|-------------|
| 01-2-02220-112-001-00 | LIB MEDIA - Salaries - Regular - Paras - Secondary | \$2,587.00 | \$23,010.00 | \$20,007.02 | 86.94 |
| 01-2-02220-211-001-00 | LIB MEDIA - Group Insurance - BCBS - Teachers - Secondary | \$341.29 | \$4,306.00 | \$3,412.90 | 79.25 |
| 01-2-02220-211-001-01 | LIB MEDIA - Group Insurance - LTD - Teachers - Secondary | \$31.24 | \$190.00 | \$281.16 | 147.97 |
| 01-2-02220-211-002-00 | LIB MEDIA - Group Insurance - BCBS - Teachers - Elem | \$341.29 | \$4,306.00 | \$3,412.90 | 79.25 |
| 01-2-02220-212-001-01 | LIB MEDIA - Group Insurance - LTD - Paras - Secondary | \$7.67 | \$190.00 | \$69.03 | 36.33 |
| 01-2-02220-221-001-00 | LIB MEDIA - Social Security - Teachers - Secondary | \$75.52 | \$925.00 | \$679.48 | 73.45 |
| 01-2-02220-221-002-00 | LIB MEDIA - Social Security - Teachers - Elem | \$73.26 | \$925.00 | \$659.04 | 71.24 |
| 01-2-02220-222-001-00 | LIB MEDIA - Social Security - Aides - Secondary | \$198.49 | \$1,760.00 | \$1,535.81 | 87.26 |
| 01-2-02220-231-001-00 | LIB MEDIA - Retirement - Teachers - Secondary | \$74.77 | \$1,195.00 | \$672.93 | 56.31 |
| 01-2-02220-231-002-00 | LIB MEDIA - Retirement - Teachers - Elem | \$74.77 | \$1,195.00 | \$672.91 | 56.31 |
| 01-2-02220-232-001-00 | LIB MEDIA - Retirement - Paras - Secondary | \$192.05 | \$2,283.00 | \$1,485.22 | 65.05 |
| 01-2-02220-237-001-00 | LIB MEDIA - Retirement Increase - Sec | \$88.21 | \$0.00 | \$713.50 | 0.00 |
| 01-2-02220-237-002-00 | LIB MEDIA - Retirement Increase - Elem | \$24.72 | \$0.00 | \$222.48 | 0.00 |
| 01-2-02220-271-001-00 | LIB MEDIA - Workers Comp - Teachers - Secondary | \$0.00 | \$207.00 | \$0.00 | 0.00 |
| 01-2-02220-272-001-00 | LIB MEDIA - Workers Comp - Aides - Secondary | \$0.00 | \$68.00 | \$68.00 | 100.00 |
| 01-2-02220-330-001-00 | LIB MEDIA - Employee Training - Secondary | \$0.00 | \$0.00 | \$90.00 | 0.00 |
| 01-2-02220-443-001-00 | LIB MEDIA - Lease - Copier - Secondary | \$0.00 | \$500.00 | \$478.34 | 95.66 |
| 01-2-02220-443-002-00 | LIB MEDIA - Lease - Copier - Elem | \$0.00 | \$500.00 | \$478.38 | 95.67 |
| 01-2-02220-610-001-00 | LIB MEDIA - General Supplies - Secondary | \$0.00 | \$1,000.00 | (\$150.77) | -15.07 |
| 01-2-02220-610-002-00 | LIB MEDIA - General Supplies - Elem | \$0.00 | \$1,000.00 | \$1,233.86 | 123.38 |
| 01-2-02220-640-001-00 | LIB MEDIA - Books and Periodicals - Secondary | \$0.00 | \$5,000.00 | \$1,226.54 | 24.53 |
| 01-2-02220-640-002-00 | LIB MEDIA - Books and Periodicals - Elem | \$212.42 | \$5,000.00 | \$4,561.15 | 91.22 |
| 01-2-02220-641-001-00 | LIB MEDIA - E-Books - Secondary | \$0.00 | \$500.00 | \$250.00 | 50.00 |
| 01-2-02220-641-002-00 | LIB MEDIA - E-Books - Elem | \$0.00 | \$500.00 | \$250.00 | 50.00 |
| 01-2-02220-643-001-00 | LIB MEDIA - Web/Cloud Based Software - Secondary | \$530.00 | \$1,000.00 | \$530.00 | 53.00 |
| 01-2-02220-643-002-00 | LIB MEDIA - Web/Cloud Based Software - Elem | \$530.35 | \$1,000.00 | \$1,530.35 | 153.03 |
| 01-2-02220-650-001-00 | LIB MEDIA - Supplies - Technology Related - Secondary | \$0.00 | \$500.00 | \$0.00 | 0.00 |
| 01-2-02230-432-000-00 | TECH - Technology-Related Repairs and Maintenance | \$0.00 | \$3,000.00 | \$1,335.81 | 44.52 |
| 01-2-02230-530-000-00 | TECH - Communications | \$815.91 | \$20,000.00 | \$14,343.19 | 71.71 |
| 01-2-02230-591-000-00 | TECH - Tech Support - On Site - Purch From ESU6 | \$3,000.00 | \$33,500.00 | \$26,352.00 | 78.66 |
| 01-2-02230-591-000-01 | TECH - Tech - Hosted Services - Purch From ESU6 | \$341.06 | \$6,000.00 | \$3,069.60 | 51.16 |
| 01-2-02230-643-000-00 | TECH - Web/Cloud Based Software | \$0.00 | \$20,000.00 | \$20,135.52 | 100.67 |
| 01-2-02230-650-000-00 | TECH - Supplies - Technology Related | \$4,846.33 | \$4,768.00 | \$13,568.98 | 284.58 |
| 01-2-02230-734-000-00 | TECH - Technology-Related Hardware | \$0.00 | \$50,000.00 | \$0.00 | 0.00 |
| | | | | | |
| | Support - Staff | \$16,400.72 | \$225,000.00 | \$141,304.66 | 0.63 |
| | | | | | |
| 01-2-02310-310-000-00 | BOE - Official/Administrative Services | \$0.00 | \$1,500.00 | \$0.00 | 0.00 |
| 01-2-02310-340-000-00 | BOE - Other Professional Services | \$0.00 | \$5,000.00 | \$250.00 | 5.00 |
| 01-2-02310-520-000-00 | BOE - Insurance | \$0.00 | \$6,800.00 | \$6,752.00 | 99.29 |
| 01-2-02310-540-000-00 | BOE - Advertising | \$151.28 | \$3,000.00 | \$1,189.71 | 39.65 |
| 01-2-02310-580-000-00 | BOE - Travel | \$0.00 | \$4,000.00 | \$1,623.35 | 40.58 |
| 01-2-02310-610-000-00 | BOE - General Supplies | \$0.00 | \$5,700.00 | \$0.00 | 0.00 |

| | | | | | |
|-----------------------|--|--------------------|---------------------|---------------------|-------------|
| 01-2-02310-643-000-00 | BOE - Web/Cloud Based Software | \$0.00 | \$3,000.00 | \$4,100.00 | 136.66 |
| 01-2-02310-735-000-00 | BOE - Technology Software | \$0.00 | \$0.00 | \$1,800.00 | 0.00 |
| 01-2-02310-810-000-00 | BOE - Dues and Fees | \$0.00 | \$11,000.00 | \$7,081.00 | 64.37 |
| | Board of Education | \$151.28 | \$40,000.00 | \$22,796.06 | 0.57 |
| 01-2-02320-105-000-00 | SUPER - Salaries - Superintendent | \$10,416.67 | \$125,000.00 | \$93,750.03 | 75.00 |
| 01-2-02320-110-000-00 | SUPER - Salaries - Regular - Admin Asst | \$2,801.44 | \$34,840.00 | \$23,716.66 | 68.07 |
| 01-2-02320-210-000-00 | SUPER - Group Insurance - BCBS Admin Asst | \$1,412.21 | \$22,633.00 | \$17,439.47 | 77.05 |
| 01-2-02320-210-000-01 | SUPER - Group Insurance - LTD Admin Asst | \$19.16 | \$230.00 | \$172.44 | 74.97 |
| 01-2-02320-215-000-00 | SUPER - Group Insurance - BCBS - Superintendents | \$1,676.81 | \$23,278.00 | \$16,768.10 | 72.03 |
| 01-2-02320-215-000-01 | SUPER - Group Insurance - LTD - Superintendents | \$49.42 | \$593.00 | \$444.78 | 75.00 |
| 01-2-02320-220-000-00 | SUPER - Social Security - Admin Asst | \$211.92 | \$2,665.00 | \$1,779.70 | 66.78 |
| 01-2-02320-225-000-00 | SUPER - Social Security - Superintendents | \$799.28 | \$9,560.00 | \$7,193.53 | 75.24 |
| 01-2-02320-230-000-00 | SUPER - Retirement - Admin Asst | \$207.96 | \$3,440.00 | \$1,760.60 | 51.18 |
| 01-2-02320-235-000-00 | SUPER - Retirement - Superintendents | \$773.28 | \$12,350.00 | \$6,959.52 | 56.35 |
| 01-2-02320-237-000-00 | SUPER - Retirement Increase | \$324.42 | \$0.00 | \$2,883.02 | 0.00 |
| 01-2-02320-270-000-00 | SUPER - Workers Comp - Admin Asst | \$0.00 | \$103.00 | \$103.00 | 100.00 |
| 01-2-02320-275-000-00 | SUPER - Workers Comp - Superintendent | \$0.00 | \$368.00 | \$368.00 | 100.00 |
| 01-2-02320-285-000-00 | SUPER - Health Benefits - Superintendents | \$0.00 | \$0.00 | \$3,156.72 | 0.00 |
| 01-2-02320-310-000-00 | SUPER - Contracted Services | \$0.00 | \$3,000.00 | \$0.00 | 0.00 |
| 01-2-02320-330-000-00 | SUPER - Employee Training | \$0.00 | \$0.00 | \$128.49 | 0.00 |
| 01-2-02320-333-000-00 | SUPER - Mileage Paid to Staff | \$0.00 | \$200.00 | \$0.00 | 0.00 |
| 01-2-02320-530-000-00 | SUPER - Cell Phone Reimb | \$50.00 | \$600.00 | \$450.00 | 75.00 |
| 01-2-02320-580-000-00 | SUPER - Travel | \$0.00 | \$3,000.00 | \$757.80 | 25.26 |
| 01-2-02320-610-000-00 | SUPER - General Supplies | \$97.96 | \$8,140.00 | \$351.97 | 4.32 |
| 01-2-02320-643-000-00 | SUPER - Web/Cloud Based Software | \$0.00 | \$2,500.00 | \$1,419.28 | 56.77 |
| 01-2-02320-650-000-00 | SUPER - Supplies - Technology Related | \$0.00 | \$500.00 | \$2,023.23 | 404.64 |
| 01-2-02320-810-000-00 | SUPER - Dues and Fees | \$0.00 | \$2,000.00 | \$1,672.00 | 83.60 |
| | Superintendent | \$18,840.53 | \$255,000.00 | \$183,298.34 | 0.72 |
| 01-2-02330-317-000-00 | LEGAL - Contracted Legal Fees | \$249.00 | \$7,500.00 | \$933.00 | 12.44 |
| | District Legal | \$249.00 | \$7,500.00 | \$933.00 | 0.12 |
| 01-2-02410-110-001-00 | PRIN - Salaries - Admin Asst - Secondary | \$2,579.44 | \$24,320.00 | \$20,783.72 | 85.45 |
| 01-2-02410-111-001-00 | PRIN - Salaries - Principal - Secondary | \$3,979.17 | \$47,750.00 | \$35,812.53 | 75.00 |
| 01-2-02410-111-002-00 | PRIN - Salaries - Principal - Elementary | \$3,979.17 | \$47,750.00 | \$35,812.53 | 75.00 |
| 01-2-02410-120-001-00 | PRIN - Salaries - Subs - Admin Asst- Secondary | \$0.00 | \$0.00 | \$384.76 | 0.00 |
| 01-2-02410-210-001-01 | PRIN - Group Insurance - LTD - Admin Asst- Secondary | \$8.11 | \$97.00 | \$72.99 | 75.24 |
| 01-2-02410-211-001-00 | PRIN - Group Insurance -BCBS - Principal - Secondary | \$838.41 | \$11,639.00 | \$8,384.10 | 72.03 |
| 01-2-02410-211-001-01 | PRIN - Group Insurance LTD - Principal - Secondary | \$39.59 | \$476.00 | \$356.31 | 74.85 |
| 01-2-02410-211-002-00 | PRIN - Group Insurance - BCBS - Principal - Elementary | \$838.40 | \$11,639.00 | \$8,384.00 | 72.03 |

| | | | | | |
|-----------------------|---|--------------------|---------------------|---------------------|-------------|
| 01-2-02410-220-001-00 | PRIN - Social Security - Admin Asst- Secondary | \$196.01 | \$1,860.00 | \$1,607.57 | 86.42 |
| 01-2-02410-221-001-00 | PRIN - Social Security - Principal - Secondary | \$302.91 | \$3,667.00 | \$2,726.19 | 74.34 |
| 01-2-02410-221-002-00 | PRIN - Social Security - Principal - Elementary | \$299.94 | \$3,667.00 | \$2,699.46 | 73.61 |
| 01-2-02410-230-001-00 | PRIN - Retirement - Admin Asst- Secondary | \$191.48 | \$2,400.00 | \$1,542.88 | 64.28 |
| 01-2-02410-231-001-00 | PRIN - Retirement - Principal - Secondary | \$295.39 | \$4,735.00 | \$2,658.51 | 56.14 |
| 01-2-02410-231-002-00 | PRIN - Retirement - Principal - Elementary | \$295.40 | \$4,735.00 | \$2,658.60 | 56.14 |
| 01-2-02410-237-001-00 | PRIN - Retirement Increase - Sec | \$160.97 | \$0.00 | \$1,389.06 | 0.00 |
| 01-2-02410-237-002-00 | PRIN - Retirement Increase - Elem | \$97.66 | \$0.00 | \$878.94 | 0.00 |
| 01-2-02410-270-001-00 | PRIN - Workers Comp - Admin Asst - Secondary | \$0.00 | \$71.00 | \$71.00 | 100.00 |
| 01-2-02410-271-001-00 | PRIN - Workers Comp - Principal - Secondary | \$0.00 | \$141.00 | \$141.00 | 100.00 |
| 01-2-02410-271-002-00 | PRIN - Workers Comp - Principal - Elementary | \$0.00 | \$141.00 | \$141.00 | 100.00 |
| 01-2-02410-281-001-00 | PRIN - Health Benefits - Principal - Secondary | \$0.00 | \$0.00 | \$1,580.15 | 0.00 |
| 01-2-02410-281-002-00 | PRIN - Health Benefits - Principal - Elementary | \$0.00 | \$0.00 | \$1,564.58 | 0.00 |
| 01-2-02410-330-002-00 | PRIN - Employee Training - Principal - Elementary | \$0.00 | \$0.00 | \$128.68 | 0.00 |
| 01-2-02410-580-001-00 | PRIN - Travel - Secondary | \$0.00 | \$300.00 | \$94.38 | 31.46 |
| 01-2-02410-580-002-00 | PRIN - Travel - Elementary | \$0.00 | \$300.00 | \$0.00 | 0.00 |
| 01-2-02410-610-001-00 | PRIN - General Supplies - Secondary | \$262.89 | \$15,156.00 | \$1,994.90 | 13.16 |
| 01-2-02410-610-002-00 | PRIN - General Supplies - Elementary | \$0.00 | \$15,156.00 | \$2,788.16 | 18.39 |
| 01-2-02410-643-001-00 | PRIN - Web/Cloud Based Software - Secondary | \$0.00 | \$750.00 | \$639.62 | 85.28 |
| 01-2-02410-643-002-00 | PRIN - Web/Cloud Based Software - Elementary | \$0.00 | \$750.00 | \$639.29 | 85.23 |
| 01-2-02410-650-001-00 | PRIN - Supplies - Technology Related - Secondary | \$0.00 | \$250.00 | \$432.86 | 173.14 |
| 01-2-02410-650-002-00 | PRIN - Supplies - Technology Related - Elem | \$0.00 | \$250.00 | \$531.11 | 212.44 |
| 01-2-02410-810-001-00 | PRIN - Dues and Fees - Secondary | \$0.00 | \$1,000.00 | \$200.00 | 20.00 |
| 01-2-02410-810-002-00 | PRIN - Dues and Fees - Elementary | \$0.00 | \$1,000.00 | \$611.25 | 61.12 |
| | | | | | |
| | Principal | \$14,364.94 | \$200,000.00 | \$137,710.13 | 0.69 |
| | | | | | |
| 01-2-02510-116-000-00 | FISCAL SVCS - Salaries - Business | \$4,850.08 | \$58,200.00 | \$43,650.72 | 75.00 |
| 01-2-02510-216-000-00 | FISCAL SVCS - Group Insurance -BCBS - Business | \$1,886.12 | \$22,633.00 | \$18,861.20 | 83.33 |
| 01-2-02510-216-000-01 | FISCAL SVCS - Group Insurance - LTD - Business | \$26.95 | \$325.00 | \$242.55 | 74.63 |
| 01-2-02510-226-000-00 | FISCAL SVCS - Social Security - Business | \$353.00 | \$4,450.00 | \$3,177.10 | 71.39 |
| 01-2-02510-236-000-00 | FISCAL SVCS - Retirement - Business | \$360.05 | \$5,750.00 | \$3,240.44 | 56.35 |
| 01-2-02510-237-000-00 | FISCAL SVCS - Retirement Increase | \$119.04 | \$0.00 | \$1,071.36 | 0.00 |
| 01-2-02510-276-000-00 | FISCAL SVCS - Workers Comp -Business | \$0.00 | \$171.00 | \$171.00 | 100.00 |
| 01-2-02510-315-000-00 | FISCAL SVCS - Accounting/Auditing Services | \$0.00 | \$7,000.00 | \$6,825.00 | 97.50 |
| 01-2-02510-443-000-00 | FISCAL SVCS - Lease - Copier | \$0.00 | \$150.00 | \$83.54 | 55.69 |
| 01-2-02510-530-000-00 | FISCAL SVCS - Communications | \$394.33 | \$5,000.00 | \$3,547.91 | 70.95 |
| 01-2-02510-531-000-00 | FISCAL SVCS - Postage | \$573.53 | \$5,700.00 | \$3,109.91 | 54.55 |
| 01-2-02510-580-000-00 | FISCAL SVCS - Travel | \$12.50 | \$300.00 | \$46.80 | 15.60 |
| 01-2-02510-610-000-00 | FISCAL SVCS - General Supplies | \$0.00 | \$2,521.00 | \$824.91 | 32.72 |
| 01-2-02510-643-000-00 | FISCAL SVCS - Web/Cloud Based Software | \$73.44 | \$12,000.00 | \$10,486.82 | 87.39 |
| 01-2-02510-810-000-00 | FISCAL SVCS - Dues and Fees | \$180.00 | \$800.00 | \$180.00 | 22.50 |
| | | | | | |

| | | | | | |
|-----------------------|--|--------------------|---------------------|---------------------|-------------|
| | Fiscal Services | \$8,829.04 | \$125,000.00 | \$95,519.26 | 0.76 |
| 01-2-02610-110-000-00 | OPERATIONS - Salaries - Maint & Custodial | \$13,222.20 | \$158,500.00 | \$119,775.78 | 75.56 |
| 01-2-02610-110-000-01 | OPERATIONS - Salaries - Summer Custodial | \$0.00 | \$4,140.00 | \$0.00 | 0.00 |
| 01-2-02610-130-000-00 | OPERATIONS - Salaries - Overtime | \$0.00 | \$500.00 | \$0.00 | 0.00 |
| 01-2-02610-210-000-00 | OPERATIONS - Group Insurance - BCBS | \$2,129.72 | \$25,556.00 | \$21,297.20 | 83.33 |
| 01-2-02610-210-000-01 | OPERATIONS - Group Ins - LTD | \$57.41 | \$700.00 | \$516.69 | 73.81 |
| 01-2-02610-220-000-00 | OPERATIONS - Social Security | \$985.31 | \$12,400.00 | \$8,927.71 | 71.99 |
| 01-2-02610-230-000-00 | OPERATIONS - Retirement | \$906.35 | \$14,900.00 | \$8,196.89 | 55.01 |
| 01-2-02610-237-000-00 | OPERATIONS - Retirement Increase | \$299.65 | \$0.00 | \$2,709.99 | 0.00 |
| 01-2-02610-270-000-00 | OPERATIONS - Workers Comp | \$0.00 | \$4,491.00 | \$4,729.00 | 105.29 |
| 01-2-02610-410-000-00 | OPERATIONS - Utility Services - Water & Sewage | \$867.45 | \$15,000.00 | \$10,022.85 | 66.81 |
| 01-2-02610-410-000-01 | OPERATIONS - Utility Services - Culligan | \$56.00 | \$1,200.00 | \$1,595.75 | 132.97 |
| 01-2-02610-420-000-00 | OPERATIONS - Cleaning Services - Garbage | \$248.98 | \$8,000.00 | \$3,385.96 | 42.32 |
| 01-2-02610-441-000-00 | OPERATIONS - Rental of Bus Barn | \$600.00 | \$7,200.00 | \$5,400.00 | 75.00 |
| 01-2-02610-490-000-00 | OPERATIONS - Other Purchased Property Services | \$154.00 | \$8,000.00 | \$7,742.95 | 96.78 |
| 01-2-02610-520-000-00 | OPERATIONS - Insurance - Property | \$0.00 | \$33,240.00 | \$33,240.00 | 100.00 |
| 01-2-02610-580-000-00 | OPERATIONS - Travel | \$0.00 | \$0.00 | \$52.65 | 0.00 |
| 01-2-02610-610-000-00 | OPERATIONS - General Supplies | \$246.48 | \$31,073.00 | \$3,198.04 | 10.29 |
| 01-2-02610-610-000-01 | OPERATIONS - Janitorial Supplies | \$478.90 | \$15,000.00 | \$6,650.05 | 44.33 |
| 01-2-02610-621-000-00 | OPERATIONS - Utility Energy Services | \$4,128.59 | \$55,000.00 | \$46,279.76 | 84.14 |
| 01-2-02620-431-000-00 | MAINT BLDG - Repairs & Maint | \$3,171.61 | \$60,000.00 | \$60,687.21 | 101.14 |
| 01-2-02620-442-000-00 | MAINT BLDG - Rentals of Equipment | \$0.00 | \$3,000.00 | \$0.00 | 0.00 |
| 01-2-02620-490-000-00 | MAINT BLDG - Other Purchased Property Services | \$455.90 | \$6,000.00 | \$19,202.50 | 320.04 |
| 01-2-02620-610-000-00 | MAINT BLDG - General Supplies | \$341.07 | \$12,000.00 | \$11,042.33 | 92.01 |
| 01-2-02630-420-000-00 | GROUNDS - Mowing - Contracted | \$0.00 | \$4,800.00 | \$1,600.00 | 33.33 |
| 01-2-02630-420-000-01 | GROUNDS - Snow Removal - Contracted | \$0.00 | \$5,000.00 | \$0.00 | 0.00 |
| 01-2-02630-420-000-02 | GROUNDS - Lawn Care - Contracted | \$1,377.00 | \$7,000.00 | \$2,177.00 | 31.10 |
| 01-2-02630-431-000-00 | GROUNDS - Repairs and Maintenance Services | \$0.00 | \$4,000.00 | \$323.48 | 8.08 |
| 01-2-02630-490-000-00 | GROUNDS - Other Purchased Property Services | \$0.00 | \$300.00 | \$0.00 | 0.00 |
| 01-2-02630-610-000-00 | GROUNDS - General Supplies | \$55.50 | \$3,000.00 | \$3,307.11 | 110.23 |
| 01-2-02650-430-001-00 | STAFF VEH - Repairs and Maintenance Services | \$0.00 | \$1,500.00 | \$0.00 | 0.00 |
| 01-2-02650-431-000-00 | STAFF VEH - Repairs & Maint | \$0.00 | \$0.00 | \$890.62 | 0.00 |
| 01-2-02650-520-000-00 | STAFF VEH- Insurance | \$0.00 | \$600.00 | \$597.00 | 99.50 |
| 01-2-02650-626-001-00 | STAFF VEH - Gasoline | \$115.75 | \$700.00 | \$1,043.91 | 149.13 |
| 01-2-02650-732-001-00 | STAFF VEH - Vehicles | \$0.00 | \$16,600.00 | \$0.00 | 0.00 |
| 01-2-02660-340-000-00 | SAFETY - Safety Audits | \$0.00 | \$500.00 | \$500.00 | 100.00 |
| 01-2-02660-610-000-00 | SAFETY - Supplies | \$0.00 | \$100.00 | \$93.45 | 93.45 |
| | | | | | |
| | Operations, Maint & Grounds | \$29,897.87 | \$520,000.00 | \$385,185.88 | 0.74 |
| 01-2-02710-110-001-00 | BUSING - Salaries - Secondary | \$585.66 | \$11,978.00 | \$6,406.93 | 53.48 |

| | | | | | |
|-----------------------|---|--------------------|---------------------|---------------------|----------------|
| 01-2-02710-110-002-00 | BUSING - Salaries - Elem | \$4,503.00 | \$43,527.00 | \$36,114.06 | 82.96 |
| 01-2-02710-120-001-00 | BUSING - Salaries - Subs - Secondary | \$519.74 | \$200.00 | \$551.48 | 275.74 |
| 01-2-02710-120-002-00 | BUSING - Salaries - Subs - Elem | \$495.33 | \$200.00 | \$3,332.22 | 1,666.11 |
| 01-2-02710-220-001-00 | BUSING - Social Security - Secondary | \$83.39 | \$930.00 | \$526.11 | 56.57 |
| 01-2-02710-220-002-00 | BUSING - Social Security - Elem | \$382.04 | \$3,345.00 | \$3,017.00 | 90.19 |
| 01-2-02710-230-001-00 | BUSING - Retirement - Secondary | \$22.25 | \$300.00 | \$152.91 | 50.97 |
| 01-2-02710-230-002-00 | BUSING - Retirement - Elem | \$20.06 | \$0.00 | \$36.77 | 0.00 |
| 01-2-02710-237-001-00 | BUSING - Retirement Increase - Sec | \$7.37 | \$0.00 | \$50.57 | 0.00 |
| 01-2-02710-237-002-00 | BUSING - Retirement Increase - Elem | \$6.63 | \$0.00 | \$12.17 | 0.00 |
| 01-2-02710-270-001-00 | BUSING - Workers Comp - Secondary | \$0.00 | \$560.00 | \$560.00 | 100.00 |
| 01-2-02710-270-002-00 | BUSING - Workers Comp - Elem | \$0.00 | \$1,312.00 | \$1,312.00 | 100.00 |
| 01-2-02710-290-002-00 | BUSING - Reimb drivers licensing costs - Elem | \$0.00 | \$100.00 | \$121.42 | 121.42 |
| 01-2-02710-330-002-00 | BUSING - Employee Training Fees | \$125.00 | \$0.00 | \$650.00 | 0.00 |
| 01-2-02710-340-001-00 | BUSING - Physicals - Secondary | \$0.00 | \$500.00 | \$317.60 | 63.52 |
| 01-2-02710-340-001-01 | BUSING - Drug Testing - Secondary | \$261.00 | \$600.00 | \$534.02 | 89.00 |
| 01-2-02710-340-002-00 | BUSING - Physicals - Elem | \$0.00 | \$500.00 | \$183.00 | 36.60 |
| 01-2-02710-340-002-01 | BUSING - Drug Testing - Elem | \$0.00 | \$600.00 | \$191.00 | 31.83 |
| 01-2-02710-520-001-00 | BUSING - Insurance - Buses and Vans - Secondary | \$0.00 | \$5,674.00 | \$5,674.00 | 100.00 |
| 01-2-02710-520-002-00 | BUSING - Insurance - Buses and Vans - Elem | \$0.00 | \$5,674.00 | \$5,674.00 | 100.00 |
| 01-2-02710-610-001-00 | BUSING - General Supplies - Secondary | \$0.00 | \$0.00 | \$22.40 | 0.00 |
| 01-2-02710-610-002-00 | BUSING - General Supplies - Elem | \$0.00 | \$3,500.00 | \$11.29 | 0.32 |
| 01-2-02710-626-001-00 | BUSING - Gasoline - Secondary | \$700.55 | \$4,500.00 | \$4,421.84 | 98.26 |
| 01-2-02710-626-002-00 | BUSING - Gasoline - Elem | \$2,656.44 | \$15,000.00 | \$15,485.46 | 103.23 |
| 01-2-02710-810-001-00 | BUSING - Dues & Fees | \$0.00 | \$500.00 | \$0.00 | 0.00 |
| 01-2-02730-431-000-00 | BUSING - Repairs & Maint Service | \$3,802.62 | \$25,000.00 | \$19,716.75 | 78.86 |
| 01-2-02730-610-000-00 | BUSING - General Supplies | \$94.98 | \$500.00 | \$250.79 | 50.15 |
| | Pupil Transportation | \$14,266.06 | \$125,000.00 | \$105,325.79 | 0.84 |
| 01-2760-140-1-88 | SPED TRANSP - SALARY | \$0.00 | \$0.00 | \$0.00 | 0.00 |
| 01-2760-210-1-88 | SPED TRANSP - FICA | \$0.00 | \$0.00 | \$0.00 | 0.00 |
| 01-2760-220-1-88 | SPED TRANSP - RETIREMENT | \$0.00 | \$0.00 | \$0.00 | 0.00 |
| 01-2760-334-1-88 | SPED TRANSP - Reimb Mileage to Parent | \$0.00 | \$0.00 | \$0.00 | 0.00 |
| | SPED Transportation | \$0.00 | \$0.00 | \$0.00 | #DIV/0! |
| 01-2-03400-810-001-00 | CATEG GRANT - Dues & Fees - Sec | \$0.00 | \$275,723.00 | \$0.00 | 0.00 |
| 01-2-03535-610-002-00 | HAL - General Supplies- Elem | \$0.00 | \$3,600.00 | \$0.00 | 0.00 |
| 01-2-03599-610-002-00 | CATEG GRANT - Supplies | \$127.83 | \$0.00 | \$3,094.79 | 0.00 |
| 01-2-04700-720-001-00 | FACILITIES - Building Improve - Sec | \$0.00 | \$14,800.00 | \$0.00 | 0.00 |
| 01-2-04700-720-002-00 | FACILITIES - Bldg Improve - Elem | \$0.00 | \$14,800.00 | \$0.00 | 0.00 |
| 01-2-06200-111-002-00 | TITLE - Salaries - Teachers | \$4,254.75 | \$51,057.00 | \$38,512.75 | 75.43 |
| 01-2-06200-123-002-00 | TITLE - Salaries - Subs | \$146.00 | \$0.00 | \$146.00 | 0.00 |
| 01-2-06200-211-002-00 | TITLE - Group Insurance - BCBS - Teachers | \$0.00 | \$11,000.00 | \$12,128.52 | 110.25 |

| | | | | | |
|----------------------------|---|---------------------|-----------------------|-----------------------|-------------|
| 01-2-06200-211-002-01 | TITLE - Group Insur - LTD - Teacher | \$20.68 | \$248.00 | \$186.12 | 75.04 |
| 01-2-06200-221-002-00 | TITLE - Social Security - Teachers | \$290.97 | \$3,906.00 | \$2,637.64 | 67.52 |
| 01-2-06200-223-002-00 | TITLE - Social Security - Subs | \$11.17 | \$0.00 | \$11.17 | 0.00 |
| 01-2-06200-231-002-00 | TITLE - Retirement - Teachers | \$315.85 | \$5,043.00 | \$2,859.00 | 56.69 |
| 01-2-06200-237-002-00 | TITLE - Retirement Increase | \$104.42 | \$0.00 | \$945.23 | 0.00 |
| 01-2-06200-271-002-00 | TITLE - Workers Comp - Teachers | \$0.00 | \$146.00 | \$146.00 | 100.00 |
| 01-2-06200-330-002-00 | TITLE - Employee Training | \$45.00 | \$0.00 | \$308.68 | 0.00 |
| 01-2-06200-610-002-00 | TITLE - General Supplies | \$0.00 | \$15,600.00 | \$1,008.03 | 6.46 |
| 01-2-06406-591-002-00 | IDEA PS - Speech Cont Svc Purch - ESU6 | \$0.00 | \$3,500.00 | \$3,458.00 | 98.80 |
| 01-2-06408-111-002-00 | IDEA BASE-EP - Salaries - Teachers | \$532.22 | \$6,390.00 | \$4,775.38 | 74.73 |
| 01-2-06408-112-002-00 | IDEA BASE-EP - Salaries - Paras | \$2,540.48 | \$22,302.00 | \$20,221.43 | 90.67 |
| 01-2-06408-211-002-00 | IDEA BASE-EP - Group Insurance - BCBS - Teachers | \$162.30 | \$2,263.00 | \$1,623.00 | 71.71 |
| 01-2-06408-212-002-00 | IDEA BASE-EP - Group Insurance - LTD - Paras | \$8.54 | \$102.00 | \$76.86 | 75.35 |
| 01-2-06408-221-002-00 | IDEA BASE-EP - Social Security - Teachers | \$39.45 | \$503.00 | \$354.02 | 70.38 |
| 01-2-06408-222-002-00 | IDEA BASE-EP - Social Security - Paras | \$171.82 | \$1,958.00 | \$1,369.77 | 69.95 |
| 01-2-06408-231-002-00 | IDEA BASE-EP - Retirement - Teachers | \$39.51 | \$649.00 | \$354.51 | 54.62 |
| 01-2-06408-232-002-00 | IDEA BASE-EP - Retirement - Paras | \$188.59 | \$2,528.00 | \$1,501.13 | 59.38 |
| 01-2-06408-237-002-00 | IDEA BASE-EP - NPERS Ret Incr | \$75.41 | \$0.00 | \$613.46 | 0.00 |
| 01-2-06408-281-002-00 | IDEA BASE-EP - Health Benefits - Elem Teachers | \$0.00 | \$0.00 | \$301.60 | 0.00 |
| 01-2-06408-591-002-00 | IDEA BASE-EP - Speech Svcs Purch from ESU6 | \$0.00 | \$22,805.00 | \$23,204.43 | 101.75 |
| 01-2-06408-591-002-01 | IDEA BASE-EP - OT Svcs Contracted thru ESU6 | \$0.00 | \$5,000.00 | \$2,449.45 | 48.98 |
| 01-2-06408-591-002-03 | IDEA BASE EP - Psych Services - Purch from ESU6 | \$0.00 | \$0.00 | \$1,311.92 | 0.00 |
| 01-2-06408-610-002-00 | IDEA BASE-EP - General Supplies | \$0.00 | \$1,000.00 | \$0.00 | 0.00 |
| 01-2-06992-650-001-00 | REAP - Supplies - Technology Related- Secondary | \$0.00 | \$0.00 | \$8,970.00 | 0.00 |
| 01-2-06992-734-001-00 | REAP - Technology-Related Hardware- Secondary | \$0.00 | \$11,500.00 | \$5,665.04 | 49.26 |
| 01-2-06992-734-002-00 | REAP - Technology-Related Hardware- Elem | \$0.00 | \$11,500.00 | \$0.00 | 0.00 |
| 01-2-06997-720-001-00 | ESSER II - Building Improv - Sec | \$0.00 | \$36,200.00 | \$0.00 | 0.00 |
| 01-2-06997-720-002-00 | ESSER II - Building Improv - Elem | \$0.00 | \$36,200.00 | \$0.00 | 0.00 |
| 01-2-06998-720-001-00 | ESSER III - Building Improv - Sec | \$0.00 | \$69,500.00 | \$0.00 | 0.00 |
| 01-2-06998-720-002-00 | ESSER III - Building Improv - Elem | \$0.00 | \$69,500.00 | \$0.00 | 0.00 |
| 01-2-06998-731-000-00 | ESSER III - Machinery | \$0.00 | \$0.00 | \$13,937.50 | 0.00 |
| | | | | | |
| | | | | | |
| | Federal & State Programs | \$9,074.99 | \$699,323.00 | \$152,171.43 | 0.22 |
| | | | | | |
| | | | | | |
| 01-2-08000-912-000-00 | Fund Transfers to School Nutrition Fund | \$0.00 | \$0.00 | \$0.00 | 0.00 |
| 01-2-08000-913-000-00 | Fund Transfers to Activities Fund | \$0.00 | \$24,000.00 | \$24,000.00 | 100.00 |
| | IntraFund Support | \$0.00 | \$24,000.00 | \$24,000.00 | 1.00 |
| | MAY TOTALS | \$305,644.70 | \$5,500,823.00 | \$3,188,852.90 | 0.58 |
| Intrafund Transfers | | | | | |
| 01-2-09005-000-000-00 | NON-PGM EXPENDITURES - Interfund loan to Nutrition Fund | \$8,510.25 | \$0.00 | \$15,420.10 | 0.00 |

| | | | | | |
|------------------------|---------------------------------|---------------|---------------------|-----------------------|-------------|
| 07-2-05000-831-000-00 | BF - Redemption of Principal | \$0.00 | \$415,000.00 | \$5,139,180.21 | 1,238.35 |
| 07-2-05000-832-000-00 | BF - Interest on Long-Term Debt | \$0.00 | \$120,257.00 | \$61,840.00 | 51.42 |
| | | | | | 0.00 |
| TOTAL BOND FUND | | \$0.00 | \$736,757.00 | \$5,249,136.71 | 7.12 |

Special Building Fund

| | | | | | |
|------------------------------------|--|---------------------|---------------------|---------------------|-------------|
| 08-2-04300-340-001-00 | SB - Prof Services | \$0.00 | \$50,000.00 | \$0.00 | 0.00 |
| 08-2-04700-450-001-00 | SB - Bldg Improvements - Construc - Sec | \$10,702.34 | \$433,528.00 | \$79,022.34 | 18.22 |
| 08-2-04700-450-002-00 | SB - Bldg Improvements - Construc - Elem | \$1,250.00 | \$433,529.35 | \$4,900.00 | 1.13 |
| 08-2-06997-720-001-00 | SB - ESSER II - Bldg Improv - Const - Sec | \$36,178.00 | \$0.00 | \$36,178.00 | 0.00 |
| 08-2-06997-720-002-00 | SB - ESSER II - Bldg Improv - Const - Elem | \$36,178.00 | \$0.00 | \$36,178.00 | 0.00 |
| 08-2-06998-720-001-00 | SB - ESSER III - Bldg Improv - Constr - Sec | \$18,672.00 | \$0.00 | \$18,672.00 | 0.00 |
| 08-2-06998-720-002-00 | SB - ESSER III - Bldg Improv - Constr - Elem | \$18,672.00 | \$0.00 | \$18,672.00 | 0.00 |
| | | | | | |
| | | | | | |
| | | | | | |
| TOTAL SPECIAL BUILDING FUND | | \$121,652.34 | \$917,057.35 | \$193,622.34 | 0.21 |

FRIEND PUBLIC SCHOOLS

Board of Education - Payments to be Approved

6/6/2022

Manual Checks/Funds Transfers done in May:

GENERAL FUND

| | | | |
|-----------------|--------------------------------|----|-------------------|
| Camp Kitaki | 5th grade field trip | \$ | 464.00 |
| Quadiant | void ck - postage meter refill | \$ | (100.00) |
| Quadiant | postage meter refill | \$ | 99.53 |
| Constellation | natural gas | \$ | 1,555.15 |
| Education Quest | return grant funds | \$ | 127.83 |
| Shred It | paper shredding (3 months) | \$ | 343.58 |
| Payroll | May payroll | \$ | 270,113.74 |
| | | \$ | <u>272,603.83</u> |

SPECIAL BUILDING FUND

| | | | |
|------------------------------|---------------------------------|----|-----------------|
| Dynamic Consulting Engineers | roof consultation- HVAC project | \$ | 2,500.00 |
| | | \$ | <u>2,500.00</u> |

June Presentations

SPECIAL BUILDING FUND

| | | | |
|--------------------|-------------------------------|----|------------------|
| Facility Advocates | HVAC project - billing 2 of 5 | \$ | 54,850.00 |
| | | \$ | <u>54,850.00</u> |

DEPRECIATION FUND

| | | | |
|--------------------|--|----|------------------|
| Facility Advocates | Bldg Automation Project - Prog billing 1 | \$ | 14,470.00 |
| | | \$ | <u>14,470.00</u> |

BOND FUND

| | | | |
|--------------------|-----------------------------------|----|-----------------|
| Union Bank & Trust | fees related to 2017 bond closure | \$ | 1,386.00 |
| | | \$ | <u>1,386.00</u> |

GENERAL FUND

| | | | |
|---------------------------------|--------------------------------|----|----------------------------|
| Activity Fund | support & reimb | \$ | 6,100.00 |
| Anderson, Derek | reimb cell phone | \$ | 50.00 |
| Beaver Hardware | supplies | \$ | 371.32 |
| Black Hills Energy | natural gas | \$ | 278.62 |
| Blue Blossom | flowers - Margo retirement | \$ | 50.00 |
| BSN Sports | teaching supplies | \$ | 182.63 <i>coop order</i> |
| ByteSpeed | computers | \$ | 4,116.00 |
| Central Nebr Rehab Svcs | SPED contracted services | \$ | 1,053.55 |
| CipaFilter | Firewall server | \$ | 2,400.00 <i>REAP grant</i> |
| City of Friend | utilities | \$ | 2,965.88 |
| Constellation | natural gas | \$ | 349.02 |
| Crete Ace Hardware | supplies | \$ | 177.20 |
| Culligan | water softener | \$ | 244.25 |
| DAS State Acctg - State of Nebr | internet service - April | \$ | 259.49 |
| Drake Refrigeration | repairs to AC - elem | \$ | 135.00 |
| Eakes | quarterly copier/printer usage | \$ | 2,339.47 |
| Edmentum | online class fee | \$ | 125.00 |
| Electronic Contracting | quarterly monitoring | \$ | 81.00 |
| ESU6 | Tech services, workshops | \$ | 4,822.08 |
| Exeter Lumber | supplies | \$ | 95.58 |

| | | | |
|-------------------------------|--|----|--------------------------------|
| Facility Advocates | repairs to RTU 1 & 2 | \$ | 6,522.50 |
| Farmers Union Coop - Carquest | supplies | \$ | 218.59 |
| Five Star Truck Center | bus washes (2) | \$ | 54.48 |
| Heartland Comm Schools | district music fee | \$ | 213.72 |
| Hitchcock, Jay | mow FB field - May | \$ | 833.34 |
| Hometown Leasing | printer/copier lease | \$ | 743.44 |
| Lincoln Winlectric | lighting supplies | \$ | 317.10 |
| McGraw Hill | Wonders online access - 1 year | \$ | 4,260.78 |
| Menards - North | supplies | \$ | 714.37 |
| Menards - South | supplies | \$ | 156.24 |
| Midwest Alarm Services | annual fire alarm inspection | \$ | 531.12 |
| NCTC | AppleJack Parade registration | \$ | 10.00 |
| Nebr Assoc of School Boards | Superintendent eval tool fee | \$ | 250.00 |
| Postmaster | PO Box fee | \$ | 160.00 |
| Potter Repair | repairs to bus 06 | \$ | 1,377.21 |
| Presto-X | exterminator April, May | \$ | 348.04 |
| Quadient | supplies | \$ | 18.47 |
| Qwik6 | fuel | \$ | 2,069.15 |
| Randy or Esther Kirchhoff | rent bus barn - June | \$ | 600.00 |
| Seward Co Independent | publish legals, advertising | \$ | 117.50 |
| Time Mgmt Systems | monthly maint fee | \$ | 73.44 |
| TKE Elevator | monthly maint fee | \$ | 227.95 |
| Unite Private Network | monthly WAN lease | \$ | 556.42 |
| USBank VISA | activity purchases | \$ | 2,372.83 |
| USBank VISA | Hilton - Omaha - Elsberry NETA conf | \$ | 171.50 |
| USBank VISA | Caseys - gas for school van | \$ | 161.09 |
| USBank VISA | Orscheln - rock, mulch | \$ | 202.77 |
| USBank VISA | Dollar General - supplies | \$ | 103.50 |
| USBank VISA | Lincoln Winnelson- plumbing supplies | \$ | 1,276.89 |
| USBank VISA | Qwik6 - groceries for FACS | \$ | 41.91 |
| USBank VISA | Amazon - supplies | \$ | 463.60 |
| USBank VISA | Home Depot -window A/C, other supplies | \$ | 4,891.72 |
| USBank VISA | TeachersPayTeachers - refund sales tax | \$ | (2.84) |
| USBank VISA | UPS - postage to return items | \$ | 117.27 |
| USBank VISA | ThriftBooks - book | \$ | 10.38 |
| USBank VISA | Steve Weiss - returned bass drum | \$ | (1,156.85) <i>will reorder</i> |
| USBank VISA | Heggerty - elem LA curriculum | \$ | 158.76 |
| Wage Works | monthly admin fee | \$ | 138.00 |
| Waste Connection | garbage service | \$ | 351.62 |
| Windstream | phone service | \$ | 372.80 |
| | | | <hr/> |
| | | \$ | 56,244.90 |
| Late Presentations: | | | |
| Exeter Lumber | paint, hardware | \$ | 234.22 |
| Black Hills Energy | natural gas | \$ | 76.80 |
| | | | <hr/> |
| | | \$ | 56,555.92 |

June 1, 2022

Friend Public School employees who currently hold VISA cards thru our school account at USBank:

| Account Name | Account Status Description | Product Type |
|--------------------|----------------------------|--------------|
| DEREK ANDERSON | Open | One Card |
| BRIAN ARP | Open | One Card |
| NATHAN BABER | Open | One Card |
| JEFFORY HILL | Open | One Card |
| KIM HULSE | Open | One Card |
| AMELIA KOHTZ | Open | One Card |
| JIM PFEIFFER | Open | One Card |
| ELIZABETH STUTZMAN | Open | One Card |

New Employee to be approved:

SHELBY WALLICK

Account terminated:

MARGO HOULDEN



Mrs. Stutzman's Principal Report



"We are a Rainbow of Possibilities"

June

- Testing schedule for the school year
- Individualized Reading Intervention Plan (IRIP) K-3rd Grader's Data
- MAP Growth Data

Friend Public School:

Committed to engaging all students, staff, and community to ensure a diverse education through a culture of life-long learning.

CPI INFLATION RELEASE

APRIL 2022

All referenced inflation rates are published by the U.S. Bureau of Labor Statistics and illustrate the impact of inflation over the past 12 months.

NATIONAL RATES:

YOY ▲

CPI – ALL..... +8.3%
Measures overall inflation, illustrating price changes for all categories that drive the everyday cost of living. It includes three major subcategories: food, energy & all items less food & energy.

CPI – FOOD..... +9.4%
A subset of CPI-All; measures price changes for food.
This rate is +60bp from last month and up for the 17th month in a row as food prices continue to rise.

FOOD AT HOME..... +10.8%
A subset of CPI-Food; measures price changes for food purchased at grocery stores; increases in this rate indicate that rates in the Food Away From Home category will rise next.

FOOD AWAY FROM HOME..... +7.2%
A subset of CPI-Food; measures price changes for food purchased at limited & full-service restaurants.

CPI – ENERGY..... +30.3%
A subset of CPI-All; measures price changes for energy commodities (fuel & gasoline) and services (electricity & natural gas).

CPI – ALL ITEMS LESS FOOD & ENERGY..... +6.2%
A subset of CPI-All; measures price changes for all items not included within food or energy categories.

CONTRIBUTING FACTORS & INSIGHTS:



MEAT, POULTRY, FISH & EGGS: +14.3%
(EGGS: +22.6%; BACON: +17.7%; CHICKEN: +16.4%; BEEF: +14.3%)

A subset of CPI – Food At Home, this rate is the highest it's been since 1979 as prices for chicken & eggs continue to rise due to the avian flu outbreak and the inability to keep up with demand.



GASOLINE: +43.6%

A subset of CPI – Energy. The U.S. has released crude reserves as a temporary measure to reduce costs, but diesel continues to rise.



USED CARS & TRUCKS: +35.3%

A subset of CPI – All Items Less Food & Energy; this rate is down over 12% compared to last month, the sharpest year-over-year decline since 1961. Costs are still 50% higher than pre-COVID.



PACKAGING & PAPER GOODS: +20.9%

A subset of CPI – All; includes paper products and other nondurables; impacted by rising cost of wood pulp, supply chain issues, and demand so high, manufacturers can't keep up.



FRESH FRUITS & VEGETABLES: +7.8% (CITRUS: +18.6%, LETTUCE: +12.7%)
CANNED FRUITS & VEGETABLES: +10.4%

A subset of CPI – Food At Home; impacted by drought, citrus disease, and the rising cost of fertilizer & aluminum due to supply limitations from Russia & Ukraine.



COFFEE: +13.5% (MILK: +14.7%)

A subset of CPI – Food At Home; weather, shipping difficulties, and rising wages are contributing to rising coffee prices. This rate is the highest it's been in 10 years and retailers like Starbucks have responded by taking multiple price increases over the last year (with more coming soon).



BAKERY PRODUCTS: +9.6% (VEGETABLE OIL: +23%; BUTTER: +16%; FLOUR: +14.0%)

A subset of CPI – Food at Home; prices are rising due to wheat, fertilizer, & oil inflation, exacerbated by Russia's invasion of Ukraine, drought, and rising labor costs.

FOODSERVICE INFLATION RELEASE

APRIL 2022

All referenced inflation rates are published by the U.S. Bureau of Labor Statistics and illustrate the impact of inflation over the past 12 months.

ECI – WAGES & SALARY, ACCOMMODATION & FOOD SERVICE: **+9.4%**

This rate measures wage inflation for the hospitality industry over the past 12 months. It is released quarterly at a national level and has again hit a record high since the rate was first published 20 years ago. This rate is **+0.1%** from last quarter.

CPI – FOOD AWAY FROM HOME: **+7.2%**

This rate measures food inflation at full & limited-service restaurants over the past 12 months. This rate is **+0.3%** from last month is the **highest it's been since the summer of '81**. See table below for localized rates, released monthly or bi-monthly.

| LOCALITY | FOOD INFLATION ¹ |
|------------------------|-----------------------------|
| national | 7.2% |
| northeast | 5.8% |
| south | 7.5% |
| midwest | 9.3% |
| west | 6.3% |
| atlanta | 9.0% |
| baltimore | 7.6% |
| boston | 8.7% |
| chicago | 8.4% |
| dallas | 5.5% |
| denver | 10.2% |
| detroit | 5.9% |
| houston | 7.5% |
| los angeles | 5.2% |
| miami | 8.0% |
| minneapolis – st. paul | 8.8% |
| new york | 6.9% |
| philadelphia | 5.0% |
| phoenix | 7.6% |
| san diego | 9.3% |
| san francisco | 6.0% |
| seattle | 8.5% |
| st. louis | 18.9% |
| washington, d.c. | 5.6% |

¹ localities with **bolded** rates are exceeding the national average

ADDITIONAL RATES:

CPI-Hospital Services (National): **+3.6%**

This rate measures out-of-pocket hospital costs paid by consumers.

ECI INFLATION RELEASE

APRIL 2022

All referenced inflation rates are published by the U.S. Bureau of Labor Statistics and illustrate the impact of inflation over the past 12 months.

NATIONAL RATES:

YOY ▲

ECI – TOTAL COMPENSATION, PRIVATE INDUSTRY..... +4.8%
Measures the change in salaries & benefits paid to all employees, regardless of occupational group.

ECI – TOTAL COMPENSATION, ACCOMMODATION & FOOD SERVICES..... +8.8%
A subset of ECI – Total Compensation; measures the change in salaries & benefits paid to food service employees.

ECI – WAGES & SALARY, PRIVATE INDUSTRY..... +5.0%
Measures the change in hourly wages and salaries paid to all employees, regardless of occupational group (excludes benefits).

ECI – WAGES & SALARY, ACCOMMODATION & FOOD SERVICES +9.4%
A subset of ECI – Wages & Salary; measures the change in hourly wages and salaries paid to food service employees (excludes benefits).

ECI – WAGES & SALARY, TRANSPORTATION & MATERIAL MOVING..... +6.4%
*A subset of ECI – Wages & Salary; measures the change in hourly wages and salaries paid to professional drivers, stockers, packers, and material moving workers (excludes benefits).
This rate is +50 bp from last quarter.*

ECI – TOTAL BENEFITS, PRIVATE INDUSTRY..... +4.1%
*Measures the change in benefits paid to all applicable employees, regardless of occupational group.
This rate is +120bp from last quarter.*

UNEMPLOYMENT..... 3.6%
Measures the percentage of U.S. employees who are unemployed out of the total number of people looking for work.

CONTRIBUTING FACTORS & INSIGHTS:



STATE & LOCAL MINIMUM WAGE

26 states and D.C. to see an increased minimum wage in 2022; 44 cities to see minimum wage rise above \$15/hr.; rising minimum wages drive all hourly wages up.



LABOR SHORTAGE

is impacting most industries, but especially supply chain:

- U.S. is currently short 80,000 drivers.
- Walmart is offering \$95K - \$110K to truck drivers and is bringing on warehouse workers as drivers as the shortage of truck drivers in the U.S. has hit an all-time high.
- Coke has donated \$1M to help train new truck drivers in GA.
- Other trucking companies are starting driver apprenticeship programs in partnership with the U.S. Department of Transportation.



JOB OPENINGS

are still abundant as the hospitality industry is about 1.5M jobs below Feb. 2020 levels.



NSCAS Growth Reports Interpretive Guide

**Spring 21–22 NSCAS Growth
English Language Arts, Mathematics, and Science**

Contributors

Nebraska Student-Centered Assessment System (NSCAS) Growth Assessments are administered by the Nebraska Department of Education (NDE):

500 S. 84th St., 2nd Floor
Lincoln, Nebraska 68510-2611

402.314.3013

The assessment contractor is NWEA. NWEA can be reached by calling Customer Service at 855.225.9926 or by emailing NWEANebraska@nwea.org.

Copyright © 2021–2022 by the Nebraska Department of Education. No part of this publication may be reproduced, copied, or distributed in any form or by any means, or stored in a database or retrieval system, without the prior written permission of the Nebraska Department of Education.

Table of contents

- Part 1—Introduction** 4
 - About NSCAS Growth assessments 4
 - Content standards 4
 - Student achievement reporting 5
 - Setting the cut scores 5
 - Achievement level descriptors 7
 - Estimated RIT scores 7
 - Interpreting the test results 8
- Part 2—Student report** 9
 - About the Student report 9
- Part 3—Growth report** 13
- Part 4—Organization reports** 15
 - State report 15
 - Region report 18
 - District report 21
 - School report 24
 - Teacher report 27
- Part 5—Demographic report** 30
- Appendix A—Available NTCs** 33

Part 1—Introduction

This guide is designed to help teachers and administrators interpret the Spring 21–22 Nebraska Student-Centered Assessment System (NSCAS) test reports in English Language Arts (ELA) and Mathematics in grades 3–8, and Science in grades 5 and 8. For more resources and information on NSCAS Growth testing, visit the Nebraska Assessment Portal at <https://nwea.force.com/nweaconnection/s/nebraska>.

About NSCAS Growth assessments

The Nebraska Student-Centered Assessment System (NSCAS) Growth assessments are administered in English Language Arts and Mathematics. These assessments were developed specifically for Nebraska to provide teachers, students, and parents with information on student learning strengths and needs throughout the year, as well as student progress in mastering college and career-ready skills based on Nebraska's Academic Standards. The NSCAS Science assessment also assesses student progress in mastering college and career ready skills but is a summative test rather than a growth test.

The NSCAS Growth assessments are comprised of items written or reviewed by Nebraska educators. The items were field tested during previous administration years, and additional items are field tested in each operational year to expand the number of available items for subsequent NSCAS Growth assessments. Students in grades 3–8 are administered assessments in English Language Arts (ELA) and Mathematics. Students in grades 5 and 8 are also administered Science assessments. Paper/pencil tests are available for students with a qualifying documented need.

Content standards

Nebraska's content area standards reflect the essential concepts and skills students are expected to know and perform to be considered college and career ready. In addition, NDE has identified essential competencies needed to meet the demands of the classroom and the world beyond.

These foundational skills, which are incorporated into all content area standards, are:

- Communication
- Problem solving
- Resource access and utilization
- Linking and generating knowledge

Student achievement reporting

Students' achievement on the NSCAS Growth assessments is reported as a scale score and achievement level.

Scale scores range from 2220–2890 for ELA and 1000–1550 for Math. The range for Science is being determined. The scale score is an estimate of student achievement. The estimate is generated based on the questions the student answered correctly and then converted to a standard scale.

The achievement level describes student's overall achievement. Achievement levels:

- Give meaning to the scale scores to help Nebraska students and parents use the results effectively
- Connect the scale scores on the tests to standards, which helps Nebraska educators support students to become college and career ready
- Meet the requirements of the U.S. Department of Education

The Nebraska State Board of Education has defined three achievement levels for each content area: **Developing**, **On Track**, and **CCR Benchmark (Advanced)***.

*The CCR Benchmark achievement level is renamed to **Advanced** for Science assessments taken in Spring 2022. In the 22–23 academic year, Advanced will be used for all content areas instead of CCR Benchmark.

Setting the cut scores

A process called "standard setting" helps to determine two points along the scale score range (known as cut scores) that define the score range for each achievement level. Nebraska educators and stakeholders from around the state participated in the standard-setting process for the NSCAS Summative assessment. The cut score recommendations from this statewide committee were presented to the State Board of Education and adopted. ELA cut scores were adopted in 2017 and reviewed in 2018. Mathematics cut scores were adopted in 2018. These same cut scores are being used for NSCAS Growth assessments. Science cut scores are being developed.

Table 1: Scale Score Ranges by Grade on the following page presents the scale score ranges for each achievement level by content area. The **On Track** cut scores demark the minimum level of achievement considered to be proficient for accountability purposes. For example, the Grade 5 On Track cut scores are 2531 for ELA and 1236 for Mathematics.

Table 1: Scale Score Ranges by Grade

| Grade | Scale Score Ranges | | |
|--------------|---------------------------|------------------|------------|
| ELA | Developing | On Track | CCR |
| 3 | 2220–2476 | 2477–2556 | 2557–2840 |
| 4 | 2250–2499 | 2500–2581 | 2582–2850 |
| 5 | 2280–2530 | 2531–2598 | 2599–2860 |
| 6 | 2290–2542 | 2543–2602 | 2603–2870 |
| 7 | 2300–2555 | 2556–2629 | 2630–2880 |
| 8 | 2310–2560 | 2561–2631 | 2632–2890 |
| Math | Developing | On Track | CCR |
| 3 | 1000–1189 | 1190–1285 | 1286–1470 |
| 4 | 1010–1221 | 1222–1316 | 1317–1500 |
| 5 | 1020–1235 | 1236–1330 | 1331–1510 |
| 6 | 1030–1243 | 1244–1341 | 1342–1530 |
| 7 | 1040–1246 | 1247–1345 | 1346–1540 |
| 8 | 1050–1263 | 1264–1364 | 1365–1550 |

Achievement level descriptors

An achievement level is a range of scores that defines a specific level of student achievement, as articulated in the achievement level descriptors (ALDs). The ALDs are a plain-language description of what students must know in order to fall into each of the achievement levels established through cut scores. The ALDs thereby firmly root the cut scores and achievement levels in the content that students are supposed to learn. In qualitative and quantitative terms, the ALDs and cut scores together define the difference between a student who is performing at, below, or above grade-level expectations.

- **Developing:** Developing learners do not yet demonstrate proficiency in the knowledge and skills necessary at this grade level, as specified in the assessed Nebraska College and Career Ready Standards. These results provide evidence that the student may need additional support for academic success at the next grade level.
- **On Track:** On Track learners demonstrate proficiency in the knowledge and skills necessary at this grade level, as specified in the assessed Nebraska College and Career Ready Standards. These results provide evidence that the student will likely be ready for academic success at the next grade level.
- **CCR Benchmark (Advanced)*:** CCR Benchmark learners demonstrate advanced proficiency in the knowledge and skills necessary at this grade level, as specified in the assessed Nebraska College and Career Ready Standards. These results provide evidence that the student will likely be ready for academic success at the next grade level.

During the 2018 ELA cut score review and the Mathematics standard setting, panels of Nebraska educators established cut scores using the Item-Descriptor (ID) Matching procedure. With the ID Matching method, panelists make judgments about the knowledge and skills being measured by the items and how they compare to the ALDs. These judgments are based on the panelists' professional knowledge of the content and their experience with students.

*The CCR Benchmark achievement level is renamed to **Advanced** for Science assessments taken in Spring 2022. In the 22–23 academic year, Advanced will be used for all content areas instead of CCR Benchmark.

Estimated RIT scores

In addition to scale scores, student reports show the estimated RIT score, which is determined based on linking studies between MAP Growth and NSCAS scores. The estimated RIT helps place student achievement in context for educators who are familiar with MAP Growth.

The estimated RIT is provided on reports for the overall Math and ELA content areas. Estimated RIT is also provided for the reporting categories in each content area, except for the Writing Skills ELA reporting category.

Interpreting the test results

In the interpretation of test results, it is not appropriate to compare scale scores across content areas. Each content area is scaled separately; therefore, the scale scores for one content area cannot be compared to another content area.

Sample NSCAS reports and terminology explanations appear on the following pages to aid in understanding test results. The data in these reports are simulated and do not reflect results for Spring 21–22.

The following reports are described in this NSCAS Growth Reports Interpretive Guide:

| Report name | Aggregation level | Summary |
|------------------------------------|---------------------------|--|
| Student report | Individual student | Shows all the details for an individual student's test. |
| Growth report | Individual student | Shows all tests in a content area for a student in this academic year, and the change in scale score over time. |
| State report | State | Shows the average scale scores for regions in the state, the distribution of region average scale scores across the achievement levels, and the distribution of student scale scores in each region. |
| Region report | Region | Shows the average scale scores for districts in the region, the distribution of district average scale scores across the achievement levels, and the distribution of student scale scores in each district. |
| District report | District | Shows the average scale scores for schools in the district, the distribution of school average scale scores across the achievement levels, and the distribution of student scale scores in each school. |
| School report | School | Shows the average scale scores for students in the school, the distribution of student scale scores across the achievement levels, the average scale scores and score distribution for each group in the school, and the individual scale scores for each student in the school. |
| Teacher report | Group | Shows the average scale scores for students in the group, the distribution of student scale scores across the achievement levels, and the individual scale scores for each student in the group. |
| Demographic report | Varies—based on user type | Shows the average scale scores, average reporting category scores, and distribution of scale scores for demographic groups such as gender, ethnicity/race, and targeted group. |

Part 2—Student report

About the Student report

The Student report shows a student's achievement on the NSCAS Growth ELA, Mathematics, and Science[†] tests. The report shows the student's overall score and estimated RIT in a content area and in reporting categories, as well as the student's current achievement level, achievement percentile, and the average score for the district. You can also see the student's item responses (correct, incorrect, or partially correct) by reporting category, general information about each item, and the specific Nebraska College and Career Ready Standard to which each item is aligned.

Note: The Student report is designed for use by educators. This summer, an additional report called the Bulk Individual Student Report (ISR) will be available that is designed to communicate student performance on NSCAS assessments to families.

The Student report is available online through the testing platform.

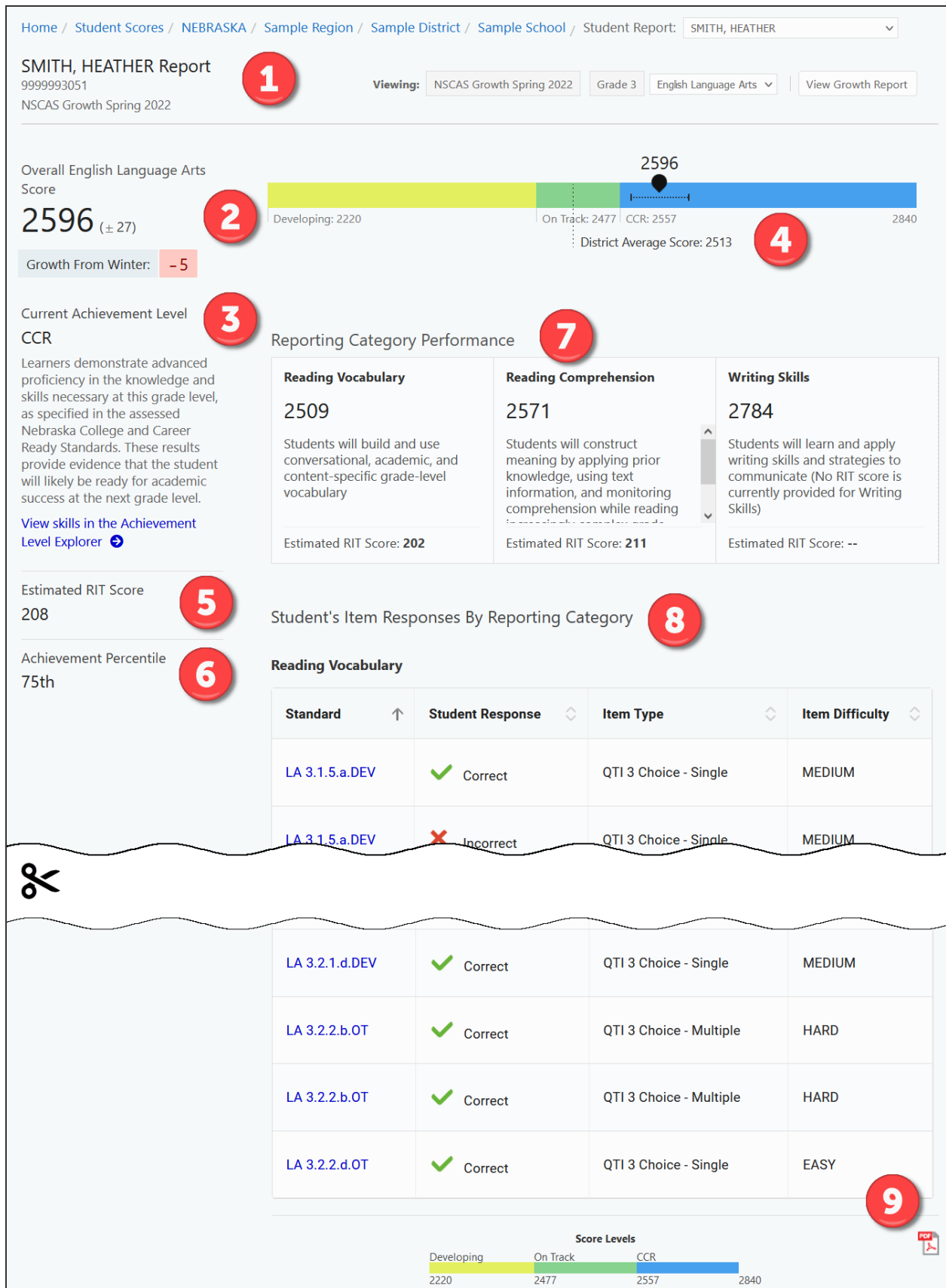
[†]Science tests are administered to students in grades 5 and 8. Science reports show an overall Science scale score, but no estimated RIT, percentiles, or reporting category scores. Achievement level cut scores will not be finalized until July 2022.

To access the report for a student:

1. In the main menu, select **Reports > Student Scores**.
2. At the top right, select the **Student** tab.
3. Enter the search criteria and select **Find**.
4. All reports matching the search criteria are listed. Select the report for the test administration and content area you wish to view.

You can also drill down to a student through a report for a group, school, or district you have access to.

Figure 1: Sample Student Report



1. Header and navigation

The header area of the report contains information about the student and their test, as well as navigation options. On the left, the student's name, ID, and the test season are listed. At the top, you can navigate to reports at different aggregation levels, or use the menu to select another student to view. On the right, you can see the student's grade, and switch between viewing different content areas. You can also use the **View Growth Report** button to view the Growth report for that student. Refer to [Growth report](#) on page 13 for details.

2. Score

At the top left, and in the graph at the top, you can find the student's overall score in the content area, along with the range for the score. The score range indicates that, if the student were tested again in similar circumstances, we would expect their score to be within the range. If the student has a score in this content area from earlier in the school year, the student's growth is listed.

3. Current Achievement Level

The student's current achievement level, determined by comparing their overall score to the cut scores, is shown on the top left and in the graph at the top. A brief description of the student's current achievement level is also shown. Refer to [Student achievement reporting](#) on page 5 and [Setting the cut scores](#) on page 5 for more details.

4. District Average

The average score for all students in the district is shown in the graph at the top.

Note that all averages and medians are updated as students continue testing; wait until the end of the test window to make comparisons based on school, district, or state averages and medians.

5. Estimated RIT Score

The student's estimated RIT score for the content area is shown on the left, while the estimated RIT score for each reporting category is in the Reporting Category Scores section. This score estimates what the student may be expected to achieve if they took the MAP Growth assessment. This estimate is based on the linking established between NSCAS and MAP Growth scores.

The estimated RIT score is available for both Math and ELA content areas, and for all reporting categories except Writing Skills.

6. Achievement Percentile

The student's achievement percentile compares the student to national norms, as reported in the 2020 MAP Growth norms. The achievement percentile is calculated using the estimated RIT score.

Note that the achievement percentile on NSCAS Growth reports is calculated assuming a default number of weeks of instruction prior to testing. MAP Growth reports can have the number of weeks of instruction customized, so you may see different achievement percentiles for the same RIT score if you view any saved MAP Growth reports from prior academic years.

7. Reporting Category Performance

This section shows the student's scale score and estimated RIT score for each reporting category, and the categories are briefly described.

8. Student's Item Responses By Reporting Category

This section shows how the student responded to each test item in each reporting category. You can see whether the student's answer was correct, incorrect, or partially correct, as well as the item type (such as multiple choice) and the item's relative difficulty.

The specific Nebraska College and Career Ready Standard to which the item is aligned is also listed. Select the standard code to read the standard in full.

Note: Some items may apply to multiple standards, and some items contribute to the NSCAS score, RIT score, or both. As a result, there may appear to be more than 40 items in this section.

Table 2: List of Item Types

| Item type in Student report | Item type |
|-----------------------------|-----------------|
| QT1 3 Choice—Single | Choice |
| QT1 3 Choice—Multiple | Choice—Multiple |
| QT1 3 Text Entry | Text Entry |
| QT1 3 Composite | Composite |

9. Print

To print a PDF of the report, select the PDF icon on the bottom right.

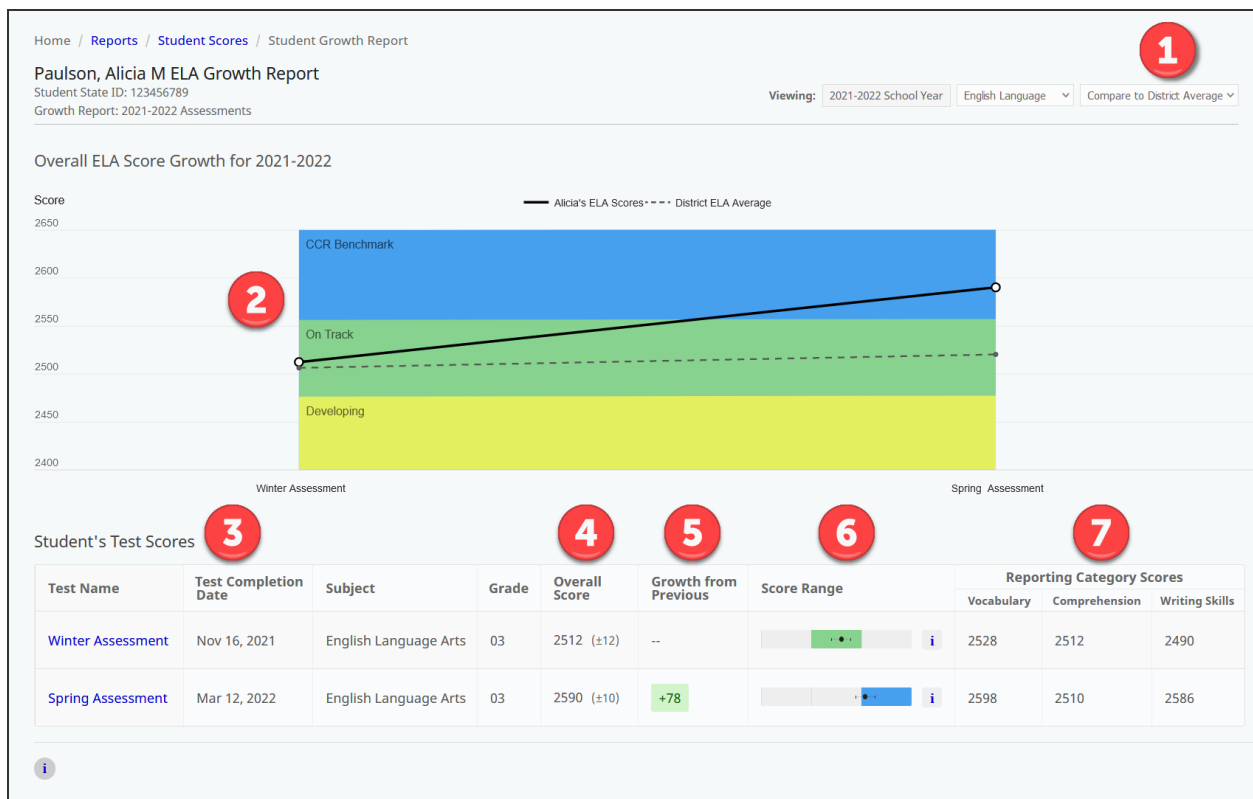
Part 3—Growth report

The growth report shows an individual student's growth over the entire academic year. The student's scale scores for the current academic year are displayed on a graph showing the achievement levels and the district or school average for the content area[†]. Details for each test, including the student's overall score, growth from the previous test (if available), score range, and reporting category scores, are shown in a table below the graph.

[†]Science tests are administered to students in grades 5 and 8. Science reports show an overall Science scale score, but no estimated RIT, percentiles, or reporting category scores. Achievement level cut scores will not be finalized until July 2022.

To generate a growth report for a student, select the Growth link from the online student report. Refer to [Student report](#) on page 9 for details. Alternatively, generate the growth report directly by following these steps:

1. In the testing platform, select **Menu > Reports > Student Scores**.
2. Select the **Growth** tab.
3. From the menus, select the organization and content area as desired.
4. Enter the student's last name. This field is required.
5. Optionally, enter the student's first name and student state ID.
6. Select **Find**.
7. A list of students matching the search criteria appears. Select the student's name to view the report.



1. **Compare to:** Use this menu to switch between comparing the student to the district average and the school average.
2. **Graph:** The student's scale scores for this content area. The background colors indicate the achievement levels. Only the terms for which a student has completed scores are graphed. Tests with NTCs assigned are not graphed.

Note: If the student has fewer than 2 tests with a scale score for this school year, the graph will not appear. Since Science was only administered in Spring, there is no graph for Science.

3. **Student's Test Scores:** Each test the student has taken in this content area and school year appears in this table. Select the test name to view the report for that test. Refer to [Student report](#) on page 9 for more details.
4. **Overall Score:** The student's overall scale score for the test. The number in parentheses is the score range. The range indicates that, if the student were tested again in similar circumstances, we would expect their score to be within the range.
5. **Growth from Previous:** The amount the student's scale score increased (or decreased) from the student's previous test in this school year. If this is the first test or the only test in this school year, no growth appears.
6. **Score Range:** The student's score on the overall scale. The dot shows the student's scale score, and the lines show the range. The range indicates that, if the student were tested again in similar circumstances, we would expect their score to be within the range.
7. **Reporting Category Scores:** The scale score in each reporting category in this content area.

Part 4—Organization reports

State report

The organization report for state shows student performance in each region in the state. It is available for users with state-level access to reports.

To generate an organization report at the state level:

1. In the testing platform, select **Menu > Reports > Student Scores**.
2. Verify that you are on the **Organization** tab. This is the default tab.
3. In the **Organization** field, select **Nebraska**.
4. Select the other report criteria as desired, then select **Find**.
5. The report appears in the search results. Select the report to view it.

State report: Histogram view

The histogram view of the state report contains bar graphs showing the number of regions with an average scale score in each achievement level for the selected grade and content area[†].

1. **Median Scale Score:** The median* scale score for students in this grade in the state.
2. **Regions with Scores:** Select this to switch to the list view. Refer to [State report: List view](#) on page 17.
3. **Bar graph:** Total number of regions with an average scale score lying in each achievement level.
4. **Regions:** Select an achievement level from the bar graph to see a list of regions with an average scale score in that achievement level. Select any region to view the region report. Refer to [Region report: Histogram view](#) on page 19.
5. **Students Completed:** Students with completed tests, out of the total number of registered students in the grade in this region.
6. **Average* Score:** The average scale score for students in this grade and content area.
7. **Score Levels:** The percentage of students in the region who scored in each achievement level.
8. **Score Levels (footer):** The cut scores for each achievement level for this grade and content area.
9. **Print:** Select the PDF icon to print this report.



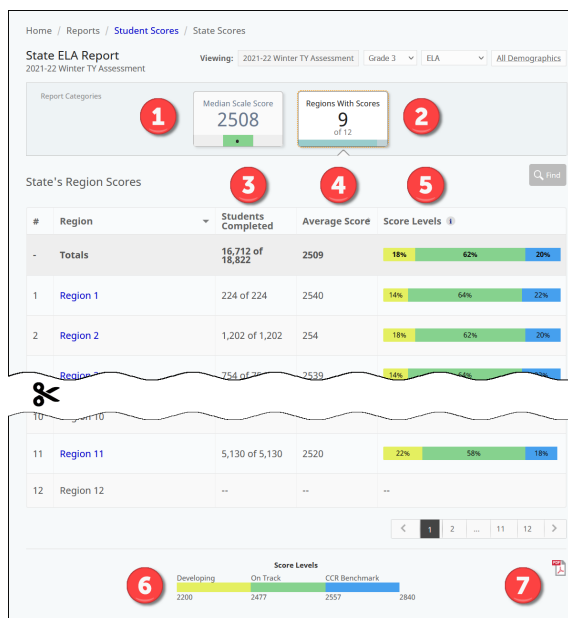
* Note that all averages and medians are updated as students continue testing; wait until the end of the test window to make comparisons based on school, district, or state averages and medians.

[†]Science tests are administered to students in grades 5 and 8. Science reports 7 show an overall Science scale score, but no estimated RIT, percentiles, or reporting category scores. Achievement level cut scores will not be finalized until July 2022.

State report: List view

The list view of the state report shows each region in the state along with information about assessment results for the content area[†] in that region. The list view also lists regions without any scores posted, which can help administrators track whether regions have begun testing.

1. **Median Scale Score:** Select to switch to the histogram view. Refer to [State report: Histogram view](#) on page 16.
2. **Regions With Scores:** Regions with completed tests, out of the total number of regions in the state.
3. **Students Completed:** Students in the grade and region with completed tests, out of the total number of registered students in the grade and region.
4. **Average Score:** The average* scale score for students in the grade and region with completed tests.
5. **Score Levels:** A visual representation of the distribution of scores for students in the grade and region. It shows the percentage of students in each achievement level.
6. **Score Levels (footer):** The cut scores for each achievement level for this grade and content area.
7. **Print:** Select the PDF icon to print this report.



*Medians and averages: Note that all averages and medians are updated as students continue testing; wait until the end of the test window to make comparisons based on school, district, or state averages and medians.

[†]Science tests are administered to students in grades 5 and 8. Science reports show an overall Science scale score, but no estimated RIT, percentiles, or reporting category scores. Achievement level cut scores will not be finalized until July 2022.

Region report

The organization report for a region shows student performance in each district in the region. Users with region-level access can generate this report directly, while users with higher level access can drill down to this report from the state report.

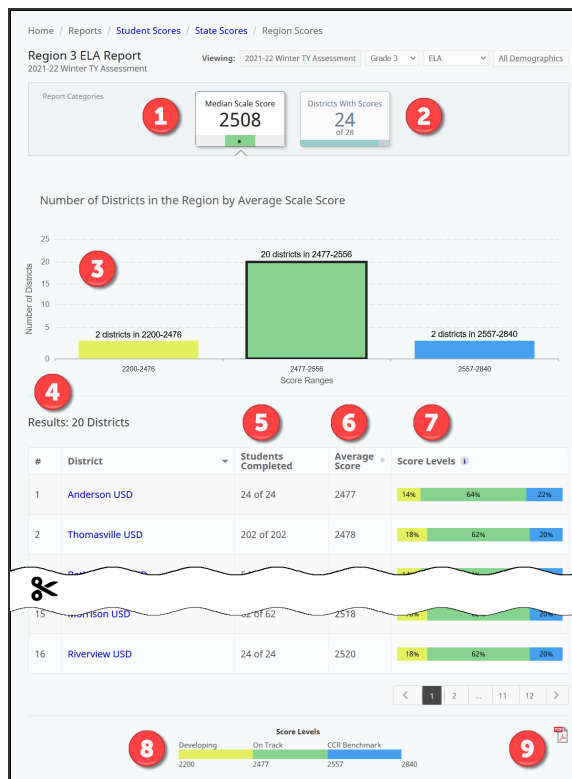
To generate an organization report at the region level:

1. In the testing platform, select **Menu > Reports > Student Scores**.
2. Verify that you are on the **Organization** tab. This is the default tab.
3. In the **Organization** field, select your region.
4. Select the other report criteria as desired, then select **Find**.
5. The report appears in the search results. Select the report to view it.

Region report: Histogram view

The histogram view of the region report contains bar graphs showing the number of districts with an average scale score in each achievement level for the selected grade and content area[†].

1. **Median Scale Score:** The median* scale score for students in this grade in the region.
2. **Districts with Scores:** Select this to switch to the list view. Refer to [Region report: List view](#) on page 20.
3. **Bar graph:** Total number of districts with an average scale score lying in each achievement level.
4. **Districts:** Select an achievement level from the bar graph to see a list of districts with an average scale score in that achievement level. Select any district to view the district report. Refer to [District report: Histogram view](#) on page 22.
5. **Students Completed:** Students with completed tests, out of the total number of registered students in the grade at this district.
6. **Average* Score:** The average scale score for students in this grade and content area.
7. **Score Levels:** The percentage of students at the district who scored in each achievement level.
8. **Score Range:** The cut scores for each achievement level for this grade and content area.
9. **Print:** Select the PDF icon to print this report.



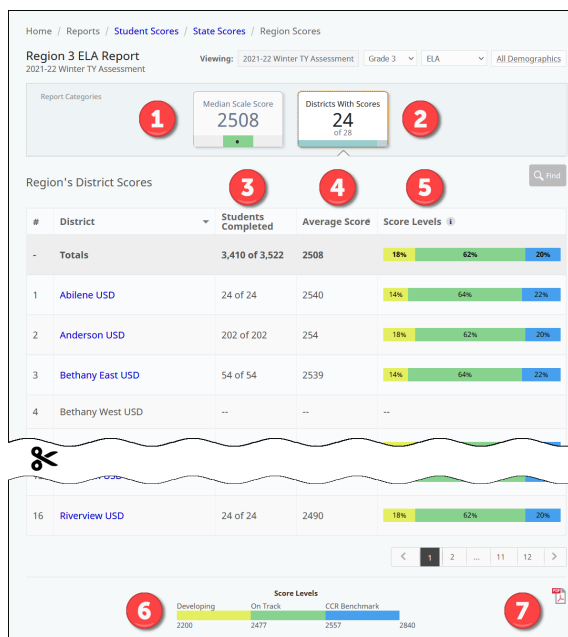
* Note that all averages and medians are updated as students continue testing; wait until the end of the test window to make comparisons based on school, district, or state averages and medians.

[†]Science tests are administered to students in grades 5 and 8. Science reports show an overall Science scale score, but no estimated RIT, percentiles, or reporting category scores. Achievement level cut scores will not be finalized until July 2022.

Region report: List view

The list view shows each district in the region along with information about assessment results in the selected content area[†] at that district. The list view also lists districts without any scores posted, which can help administrators track whether districts have begun testing.

1. **Median Scale Score:** Select to switch to the histogram view. Refer to [Region report: Histogram view](#) on page 19.
2. **Districts With Scores:** Districts with completed tests, out of the total number of districts in the region.
3. **Students Completed:** Students in the grade and district with completed tests, out of the total number of registered students in the grade and district.
4. **Average Score:** The average* scale score for students in the grade and district with completed tests.
5. **Score Levels:** A visual representation of the distribution of scores for students in the grade and district. It shows the percentage of students in each achievement level.
6. **Score Levels (footer):** The cut scores for each achievement level for this grade and content area.
7. **Print:** Select the PDF icon to print this report.



*Medians and averages: Note that all averages and medians are updated as students continue testing; wait until the end of the test window to make comparisons based on school, district, or state averages and medians.

[†]Science tests are administered to students in grades 5 and 8. Science reports show an overall Science scale score, but no estimated RIT, percentiles, or reporting category scores. Achievement level cut scores will not be finalized until July 2022.

District report

The organization report for a district shows student performance in each school in the district. Users with district-level access such as District Assessment Contacts can access this report directly, while users with higher level access can drill down to this report from a region report.

To generate an organization report at the district level:

1. In the testing platform, select **Menu > Reports > Student Scores**.
2. Verify that you are on the **Organization** tab. This is the default tab.
3. In the **Organization** field, select your district.
4. Select the other report criteria as desired, then select **Find**.
5. The report appears in the search results. Select the report to view it.

District report: Histogram view

The histogram view of the district report contains bar graphs showing the number of schools with an average scale score in each achievement level for the selected grade and content area[†].

1. **Median Scale Score:** The median* scale score for students in this grade at the district.
2. **Schools with Scores:** Select to switch to the list view. Refer to [District report: List view](#) on page 23.
3. **Bar graph:** Total number of schools with an average scale score lying in each achievement level.
4. **Schools:** Select an achievement level from the bar graph to see a list of schools with an average scale score in that achievement level. Select any school to view the school report. Refer to [School report: Histogram view](#) on page 25.
5. **Students Completed:** Students with completed tests, out of the total number of registered students in the grade at this school.
6. **Average* Score:** The average scale score for students in this grade and content area.
7. **Score Levels:** The percentage of students at the school who scored in each achievement level.
8. **Score Levels (footer):** The cut scores for each achievement level for this grade and content area.
9. **Print:** Select the PDF icon to print this report, or the CSV icon to download a spreadsheet of data.



* Note that all averages and medians are updated as students continue testing; wait until the end of the test window to make comparisons based on school, district, or state averages and medians.

[†]Science tests are administered to students in grades 5 and 8. Science reports show an overall Science scale score, but no estimated RIT, percentiles, or reporting category scores. Achievement level cut scores will not be finalized until July 2022.

District report: List view

The list view shows each school in the district along with information about assessment results in the selected content area[†] at that school. The list view also lists schools without any scores posted, which can help administrators track whether schools have begun testing.

1. **Median Scale Score:** Select to switch to the histogram view. Refer to [District report: Histogram view](#) on page 22.
2. **Students Tested:** Students with completed tests, out of the total number of registered students in the grade and school.
3. **Students Completed:** Students in the grade and school with completed tests, out of the total number of registered students in the grade and school.
4. **Average Score:** The average* scale score for students in the grade and school with completed tests.
5. **Score Levels:** A visual representation of the distribution of scores for students in the grade and school. It shows the percentage of students in each achievement level.
6. **Score Levels (footer):** The cut scores for each achievement level for this grade and content area.
7. **Print:** Select the PDF icon to print this report or the CSV icon to download a spreadsheet.



*Medians and averages: Note that all averages and medians are updated as students continue testing; wait until the end of the test window to make comparisons based on school, district, or state averages and medians.

[†]Science tests are administered to students in grades 5 and 8. Science reports show an overall Science scale score, but no estimated RIT, percentiles, or reporting category scores. Achievement level cut scores will not be finalized until July 2022.

School report

The organization report for a school shows student performance at the school. Users with school-level access such as School Assessment Contacts can access this report directly, while users with higher level access can drill down to this report from a district report.

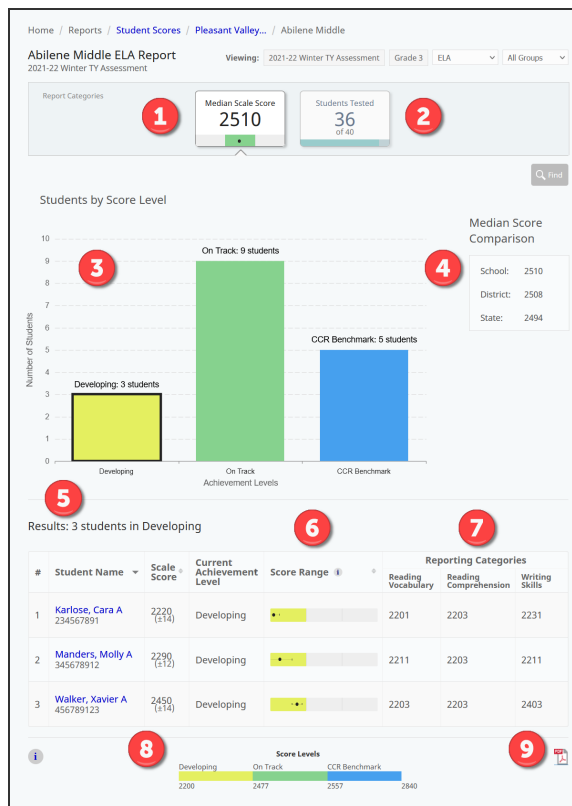
To generate an organization report at the school level:

1. In the testing platform, select **Menu > Reports > Student Scores**.
2. Verify that you are on the **Organization** tab. This is the default tab.
3. In the **Organization** field, select your school.
4. Select the other report criteria as desired, then select **Find**.
5. The report appears in the search results. Select the report to view it.

School report: Histogram view

The histogram view of the school report contains bar graphs showing the number of students with a scale score in each achievement level for the selected grade and content area[†].

1. **Median Scale Score:** The median* scale score for students in this grade and school.
2. **Students Tested:** Select to switch to the list view. Refer to [School report: List view](#) on page 26.
3. **Bar graph:** Total number of students in each achievement level for this grade and school.
4. **Median Score Comparison:** The median* scores for the grade at the school, district, and state level.
5. **Student details:** Select an achievement level from the bar graph to see a list of students who scored in that achievement level. Select any student to view their Student report. Refer to [Student report](#) on page 9.



6. **Score Range:** The student's score on the overall scale. The dot shows the student's scale score, and the lines show the range. The range indicates that, if the student were tested again in similar circumstances, we would expect their score to be within the range.
7. **Reporting Categories:** The scale score in each reporting category in this content area.
8. **Score Levels (footer):** The cut scores for each achievement level for this grade and content area.
9. **Print:** Select the PDF icon to print this report.

* Note that all averages and medians are updated as students continue testing; wait until the end of the test window to make comparisons based on school, district, or state averages and medians.

[†]Science tests are administered to students in grades 5 and 8. Science reports show an overall Science scale score, but no estimated RIT, percentiles, or reporting category scores. Achievement level cut scores will not be finalized until July 2022.

School report: List view

The list view shows all reporting groups for the selected grade and content area[†] at the school. For each reporting group, the number of students who have completed the test, the average score, and the distribution of scores across the achievement levels is listed.

At the top of the list of groups, an **All Students** group is listed to see information about all students in the selected grade at the school who were registered for the selected content area.

1. **Median Scale Score:** Select to switch to the histogram view. Refer to [School report: Histogram view](#) on page 25.

2. **Students Tested:** Students with completed tests, out of the total number of students in the grade and school.

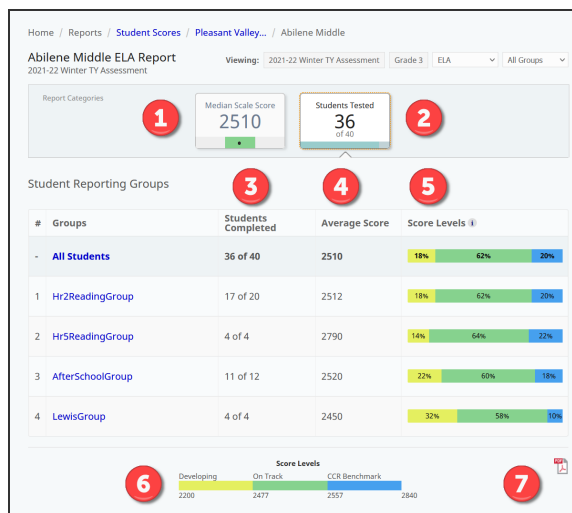
3. **Students Completed:** Students in the reporting group with completed tests, out of the total number of students in the reporting group.

4. **Average Score:** The average* scale score for students in the reporting group with completed tests.

5. **Score Levels:** A visual representation of the distribution of scores for students in the reporting group. It shows the percentage of students in each achievement level.

6. **Score Levels (footer):** The cut scores for each achievement level for this grade and content area.

7. **Print:** Select the PDF icon to print this report.



*Medians and averages: Note that all averages and medians are updated as students continue testing; wait until the end of the test window to make comparisons based on school, district, or state averages and medians.

[†]Science tests are administered to students in grades 5 and 8. Science reports show an overall Science scale score, but no estimated RIT, percentiles, or reporting category scores. Achievement level cut scores will not be finalized until July 2022.

Teacher report

The organization report for a teacher shows student performance in a particular group. Teachers can access this report directly, while users with higher level access can drill down to this report from a school report.

To generate an organization report at the school level:

1. In the testing platform, select **Menu > Reports > Student Scores**.
2. Verify that you are on the **Organization** tab. This is the default tab.
3. In the **Organization** field, select a group, or choose **All Groups**.
4. Select the other report criteria as desired, then select **Find**.
5. Results for the group you specified appear. Select the report you want to view.

Teacher report: Histogram view

The histogram view of the teacher report contains bar graphs showing the number of students in the group with an average scale score in each achievement level for the selected grade and content area[†].

1. **Median Scale Score:** The median* scale score for students in this group.
2. **Students Tested:** Select to switch to the list view. Refer to [Teacher report: List view](#) on page 29.
3. **Bar graph:** Total number of students in each achievement level for this group.
4. **Median Score Comparison:** The group median compared to medians* for the school, district, and state.
5. **Student Scores:** Select an achievement level from the bar graph to see a list of students who scored in that achievement level. Select any student to view their Student report. Refer to [Student report](#) on page 9.
6. **Score Range:** The student's score on the overall scale. The dot shows the student's scale score, and the lines show the range. The range indicates that, if the student were tested again in similar circumstances, we would expect their score to be within the range.
7. **Reporting Categories:** The scale score in each reporting category in this content area.
8. **Score Levels (footer):** The cut scores for each achievement level for this grade and content area.
9. **Print:** Select the PDF icon to print this report.



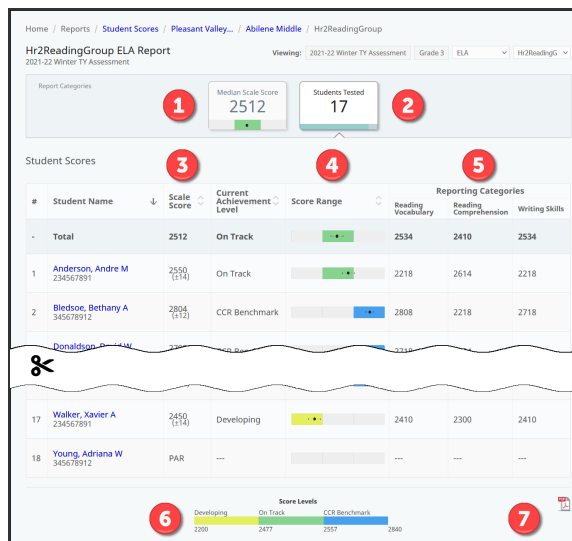
* Note that all averages and medians are updated as students continue testing; wait until the end of the test window to make comparisons based on school, district, or state averages and medians.

[†]Science tests are administered to students in grades 5 and 8. Science reports show an overall Science scale score, but no estimated RIT, percentiles, or reporting category scores. Achievement level cut scores will not be finalized until July 2022.

Teacher report: List view

The list view shows all students in the selected group, along with information about their assessment results in the selected content area[†].

1. **Median Scale Score:** Select to switch to the histogram view. Refer to [Teacher report: Histogram view](#) on page 28.
2. **Students Tested:** Students with completed tests, out of the total number of students in the group.
3. **Scale Score:** The student's scale score for this content area.
4. **Score Range:** A visual representation of the student's score compared to the achievement levels. The dot shows the student's scale score, and the lines show the range. The range indicates that, if the student were tested again in similar circumstances, we would expect their score to be within the range.
5. **Reporting Categories:** The student's scale score in each reporting category.
6. **Score Levels (footer):** The cut scores for each achievement level for this grade and content area.
7. **Print:** Select the PDF icon to print this report.



* Note that all averages and medians are updated as students continue testing; wait until the end of the test window to make comparisons based on school, district, or state averages and medians.

[†]Science tests are administered to students in grades 5 and 8. Science reports show an overall Science scale score, but no estimated RIT, percentiles, or reporting category scores. Achievement level cut scores will not be finalized until July 2022.

Part 5—Demographic report

The demographic report shows the average scale score in the selected content area[†] for students in various demographic or targeted groups. This report helps educators identify achievement trends for specific genders, ethnicities, or other groups such as Limited English or Economically Disadvantaged.

This report can be generated at the state, region, district, or school level.

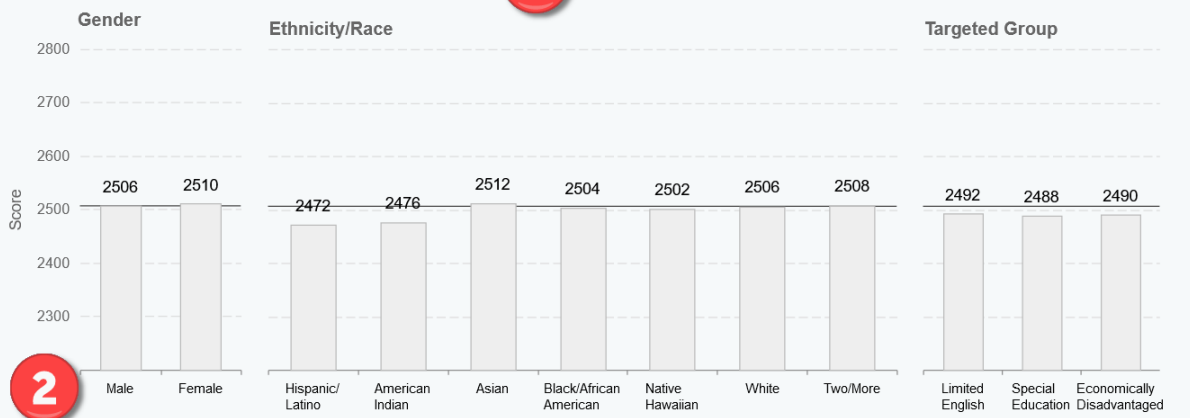
To generate a demographic report:

1. In the testing platform, select **Menu > Reports > Student Scores**.
2. Select the **Demographic** tab.
3. From the menus, select the organization, test administration, grade, and content area as desired.
4. Select **Find**.
5. A list of available reports appears. Select the report you want to view.

Pleasant Valley District ELA Demographic Report
2021-22 Winter TY Assessment

Viewing: 2021-22 Winter TY Assessment Grade 3 English Language Arts

Student Average Score by Demographic Group



Student Demographic Groups

| Group | Students Completed | Average Score | Score Levels | Reporting Category Score Average | | |
|---------------|--------------------|---------------|----------------------------------|----------------------------------|---------------|----------------|
| | | | | Vocabulary | Comprehension | Writing Skills |
| Totals | 2,410 | 2508 | 18% 62% 20% | 2510 | 2512 | 2490 |

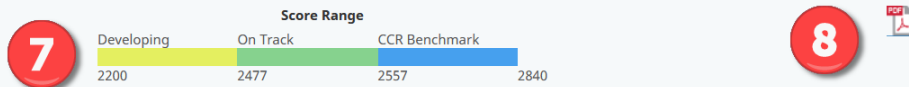
Gender

| Group | Students Completed | Average Score | Score Levels | Vocabulary | Comprehension | Writing Skills |
|--------|--------------------|---------------|--------------|------------|---------------|----------------|
| Male | 1183 | 2506 | 14% 64% 22% | 2510 | 2508 | 2504 |
| Female | 1227 | 2510 | 18% 62% 20% | 2510 | 2511 | 2509 |

Ethnicity/Race

| Group | Students Completed | Average Score | Score Levels | Vocabulary | Comprehension | Writing Skills |
|--------------------|--------------------|---------------|--------------|------------|---------------|----------------|
| Hispanic or Latino | 842 | 2492 | 14% 64% 22% | 2500 | 2490 | 2592 |

| Group | Students Completed | Average Score | Score Levels | Vocabulary | Comprehension | Writing Skills |
|----------------------------|--------------------|---------------|--------------|------------|---------------|----------------|
| Special Education | 86 | 2488 | 22% 58% 18% | 2510 | 2508 | 2504 |
| Economically Disadvantaged | 560 | 2490 | 18% 62% 20% | 2490 | 2500 | 2494 |



1. **Bar graph:** The average* scale score for students in this demographic group. The solid line represents the district average for all students.
2. **Student Demographic Groups:** More details about the test results for each demographic group. The Totals line shows the information for all students.
3. **Students Completed:** The total number of students with completed test scores in this demographic group.
4. **Average Score:** The average* scale score for students in this demographic group.
5. **Score Levels:** The distribution of scores across the achievement levels for students in this demographic group.
6. **Reporting Category Scores:** The average* scale score in each reporting category in this content area for students in this demographic group.
7. **Score Levels (footer):** The cut scores for each achievement level for this grade and content area.
8. **Print:** Select the PDF icon to print this report.

* Note that all averages and medians are updated as students continue testing; wait until the end of the test window to make comparisons based on school, district, or state averages and medians.

†Science tests are administered to students in grades 5 and 8. Science reports show an overall Science scale score, but no estimated RIT, percentiles, or reporting category scores. Achievement level cut scores will not be finalized until July 2022.

Appendix A—Available NTCs

Not-Tested-Codes (NTCs) are applied when the student did not complete the online assessment. *Table 3: List of Reportable NTCs* below lists the NTCs you may see on reports.

Table 3: List of Reportable NTCs

| Code | Description | Explanation of use |
|------|---------------------------------|---|
| COV | COVID-19 Waiver | Student not tested because of an ongoing and continued concern about exposure to COVID-19. Requires NDE approval. |
| INV | Invalid | Student's assessment was invalidated; such as security breach or student refuses to finish test. Student receives the lowest scale score and linked RIT score for that grade and content area. Requires NDE approval. |
| PAR | Parent Refusal | Student was not tested because of a formal request from parent or guardian. Student receives the lowest scale score and linked RIT score for that grade and content area. |
| STR | Student Refusal | Student was not tested due to student refusal to participate. Student receives the lowest scale score and linked RIT score for that grade and content area. |
| UTT | District Unable to Test Student | District was unable to test the student during the testing window due to excessive absences, suspension, or expulsion. Student receives the lowest scale score and linked RIT score for that grade and content area. |



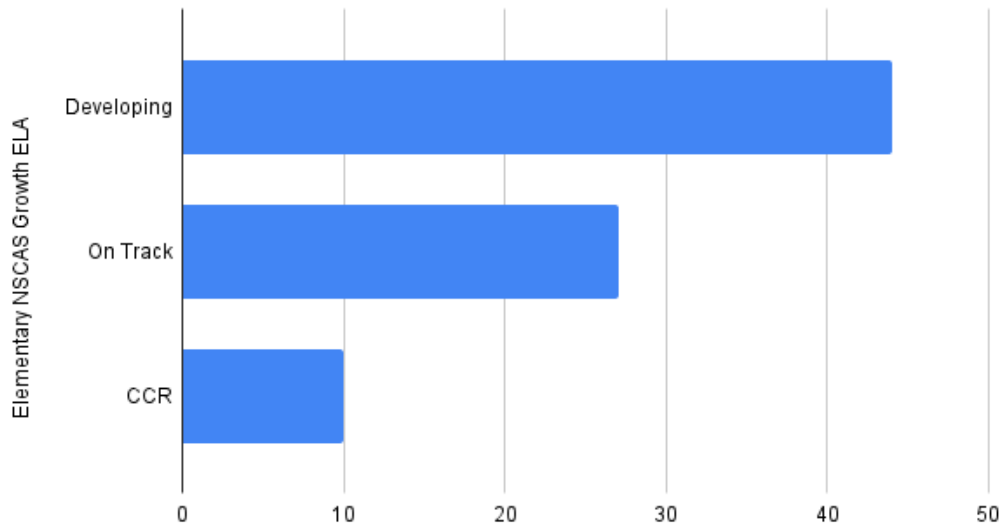
2022 NSCAS Scores

Elementary NSCAS Data

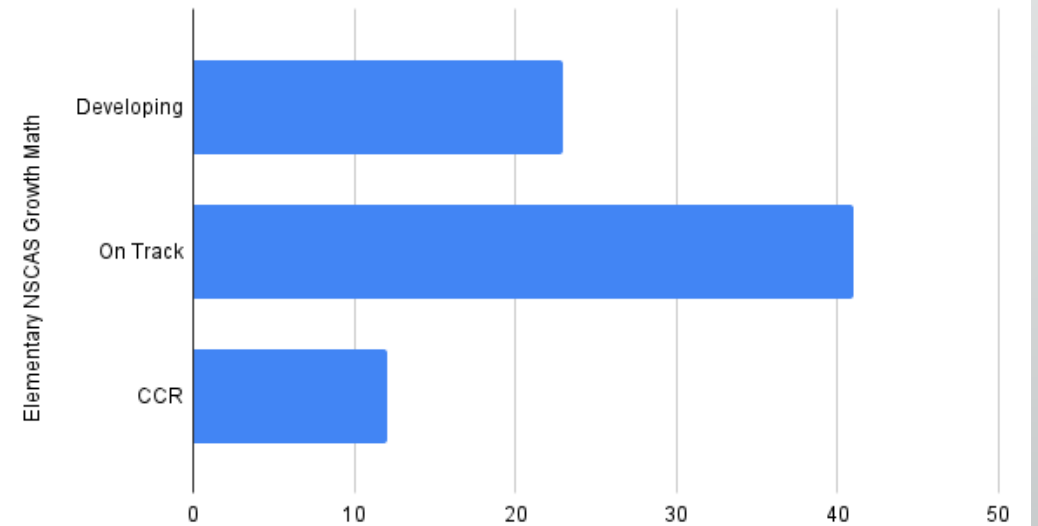
Grades 3-6

Grades 7-8

Elementary NSCAS Growth ELA



Elementary NSCAS Growth Math

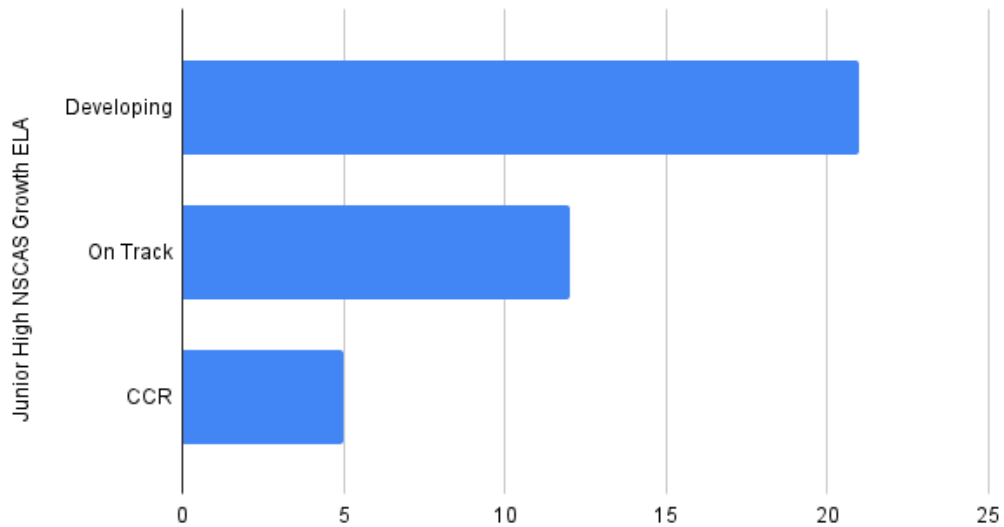


Junior High NSCAS Data

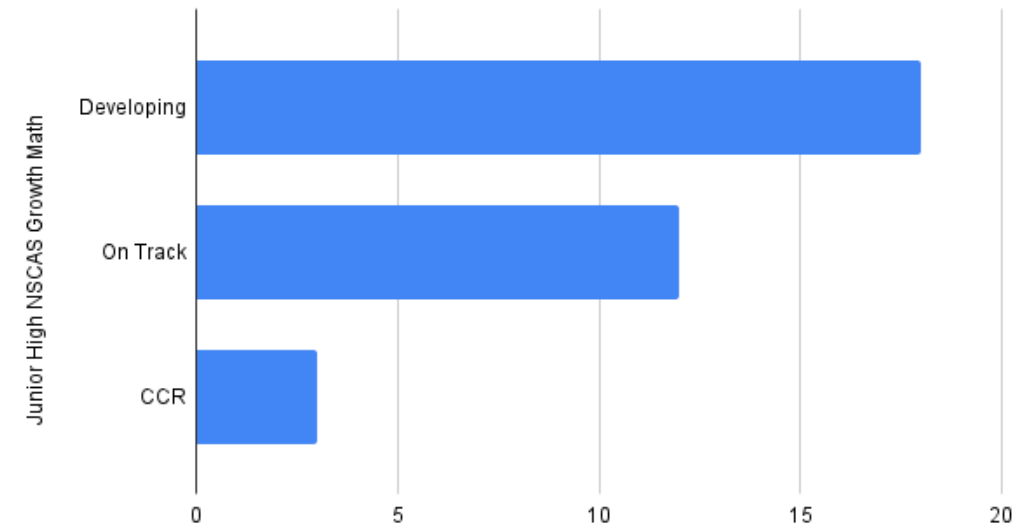
Grades 3-6

Grades 7-8

Junior High NSCAS Growth ELA



Junior High NSCAS Growth Math



Take Aways

Positive

- This test had higher expectations...
- Gives us a starting point for comparison
- We will have an idea how we scored as compared to state average

Negative

- Does not show growth yet (why MAP testing is still important)
- Due to higher expectations based on the state level, our scores do not look as good as they do compared to the national level.

Summary

- MAP Testing continues to be important to measure growth.
- My hope is the NSCAS can measure this growth by next year.
- CCR Achievement is what we shoot for, but...
- Growth is the most important thing.
- We as a school district can only control so much of what our students learn and experience.
- We see student success, but we see room to grow as well.



Friend Public School

501 S. Main Street/ P.O. Box 67, Friend, NE 68359
Phone: 402-947-2781 Fax: 402-947-2026
www.friendbulldogs.org

Administration

Superintendent: Derek Anderson
Principal: Elizabeth Stutzman
Counselor: Amy Hottovy
Activities Director: Jim Pfeiffer

To: Board of Education

CC: Principal

From: Derek Anderson, Superintendent

Date: June 6, 2022

RE: Monthly Report

Board Items

- 1) NSCAS Growth Testing Results
 - a) See PowerPoint
- 2) I am working with Justin Knight on another round of policy changes for next school year.
 - a) Will have those for July Board meeting
 - b) We will need to set up a Policy Committee Meeting before that.
- 3) Mrs. Stutzman and I are currently working on handbooks for 2022-23 school year
 - a) Will have those in July as well

Staff Items

- 1) Working with Mrs. Stutzman on the PD schedule for next school year
- 2) Would like to revisit our evaluation tool for teachers and for Mrs. Stutzman as well.
- 3) Amy Hottovy has been working on starting a work release program for seniors.
 - a) We are in the beginning stages
 - b) She will present with more information at a future meeting

Facility & Finance Items

- 1) We are getting no indication that the Free School Meals Program will continue.
 - a) We will be looking at setting prices of meals next year.
 - b) We are also looking for a new milk vendor as our current supplier is not willing to serve small schools
 - c) Both of these issues may have an impact on milk and/or lunch prices...we will see.
- 2) Inflation Release
 - a) See Attachment
 - i) This is merely to give you all an idea of what we are and probably will be continuing to deal with in terms of increased prices.
- 3) We are currently 75% of the way through the fiscal year and have currently spent 58% of the budget.



- 4) Stages of various summer projects
 - a) Brett Stutzman has started with drainage project
 - i) Started at the creek and is moving towards the school
 - ii) Concrete has been cut on playground
 - b) Still scheduled to have football scoreboard installed in July
 - c) Facility Advocates is projecting a start soon on the elementary controller project.
 - i) Old gym will be later this summer
 - d) Working with Trevin Stutzman on window air conditioner updates
 - i) Looking at replacing some of the old air conditioners as well.
 - ii) Should be able to start on this in a week or two
- 5) Working on getting rock in the parking lot area by the greenhouse.
 - a) Concrete barriers will also be placed where the laterals are located



INTERLOCAL CONTRACT FOR ENRICHMENT ACTIVITIES
SOUTHEAST NEBRASKA REGIONAL PROGRAM

THIS AGREEMENT is made the date and year hereinafter written by and between Educational Service Unit #18, Lincoln, Nebraska, hereinafter identified as the "Consultant", and _____ County School District _____, a/k/a _____ Public Schools, hereinafter identified as the "District", pursuant to the Interlocal Cooperation Act, and other Nebraska Law.

In consideration of the terms and conditions hereinafter provided, the Consultant and the District agree as follows:

1. The Consultant agrees to provide consulting, and planning, coordination and networking of enrichment activities for children who are deaf or hard of hearing and who are residents of the District (the "enrichment program" or "program"). This contract shall apply to any student of or from the District who during its term, receives services or otherwise participates in the program. Unless earlier terminated as provided herein, the initial term of this contract is for the period of one (1) school year beginning on or about July 1, 2022 and ending on or about June 30, 2023. The program and the types and levels of services under this contract shall be as follows:

See Attachment, incorporated herein by this reference, as it set forth in full.

2. The Consultant and the District agree that either party may terminate this contract without cause on (10) days' advance notice to the other, at any time during the term of this contract. If any student continues to receive services or otherwise participate in the program in subsequent school years, this contract will be considered as renewed for such additional school year, and the District agrees to pay the Consultant's then current NDE or Consultant approved servicing rates for the program and the types and levels of services then in effect. Either Party may terminate the renewed contract without cause on ten (10) days' advance notice to the other at any time during any renewed term of this contract. The District agrees that upon termination of this contract, at any time, for any reason, Consultant may immediately terminate all services to any student of the District and that any further services to any student of the District will also terminated. In any such event, any such student shall be the sole responsibility of the District as a resident and/or the legal responsibility of the District.
3. The District, unless otherwise agreed by the director of special education of the Consultant shall continue to maintain the regular school or other records of any student from the District. It is agreed that the District shall provide to the Consultant student records as may be needed by the Consultant under this Contract. Unless agreed in writing by the director of special education of the Consultant, the District shall, at all times, be responsible for transportation and the development and updating of any student's IEP, all IEP meetings, and for initiating and completing all other required special education notices, consents, approvals, procedures, verification requirements, multidisciplinary team requirements, evaluations and documents.
4. Any student receiving services from the Consultant is a legal resident of the District. It is the obligation of the District to give notice and to terminate this agreement when any student ceases to be a legal resident of the District, and upon receipt of such written notice by the Consultant from the District, the obligation of the District for the payment of services as provided by this agreement shall end, and the obligation of the Consultant to provide any services under this contract shall also end. The District shall indemnify and hold harmless the Consultant, its employees, agents, and assigns against all claims, actions, damages, liabilities, and expenses, including attorney's fees, of whatsoever nature, arising out of or related to any transportation, supervision, or activity, or arising out of or related to the program or any consulting or other services, 'provided to any student of the District, and the District shall indemnify and hold harmless the Consultant, its employees, agents and assigns against all claims, actions, damages, liabilities, and expenses, including attorney's fees, of whatsoever nature, arising out of or related to any other claims in connection with the Consultant's performance of or under this Contract.

IN WITNESS HEREOF we have hereunto subscribed our names this _____ day of _____, _____.

District

Consultant

Secretary, Board of Education

ESU Administrator

School District No. _____ City

ESU No. _____ City

County _____ State

County _____ State

Internal Board Policies - Board MembersCoffee Act Policy (Reimbursable Expenses)

- A. Board members, employees or volunteers of the school district are expected to maintain effectiveness by being well informed on educational and related issues and are encouraged to diligently perform their required duties, attend educational workshops, conferences, training programs, official functions, hearings or meetings which are necessary to perform required duties, sponsored by the school district or State and national educational organizations or which are otherwise in the best interests of this school district as follows:
1. Board members as a result of this policy are hereby given prior approval by this school Board and upon approval by the Superintendent or the Superintendent's designee are specifically authorized to attend such functions without additional or further approval by the school Board unless otherwise so determined and the school district shall pay the registration costs, tuition costs, fees or charges for such functions along with actual travel expenses, if travel is by commercial or charter means or if a personal automobile is used, mileage shall be allowed at the rate provided by law with meals and lodging to be reimbursed based upon substantiated costs actually and necessarily incurred or applicable Federal Rates.
 2. Employees and volunteers are authorized to attend such functions upon prior approval by the Superintendent or the Superintendent's designee and the school district shall pay registration costs, tuition costs, fees or charges for such functions along with actual travel expenses, if travel is by commercial or charter means or if a personal automobile is used, mileage shall be allowed at the rate provided by law with meals and lodging to be reimbursed based upon substantiated costs actually and necessarily incurred or applicable to Federal rates.
- B. Payment or reimbursement for expenses incurred by Board members, employees or volunteers as otherwise specifically permitted by law shall also be allowed as provided by such law.
- C. Since it is hereby determined to be important and in the best interest of this school district to recognize service by Board members, employees and volunteers, the school Board hereby authorizes the President, Superintendent or the Superintendent's designee to determine when and to whom plaques, certificates of achievement, flowers or other items of value should be granted provided that no such plaque, certificate, flowers or other item of value to be awarded shall cost more than ~~\$50.00~~ \$60.00.

- D. School Board members are not paid members and when appropriate because of the timing, length or other factors, sandwiches or meals may be provided to School Board members, employees and volunteers attending public meetings or in other appropriate or necessary situations such as joint meetings with other governing bodies.
- E. That non-alcoholic beverages, cookies or other similar items may be provided to individuals attending public meetings, private meetings, discussions or public or private conferences as determined necessary or appropriate by the Superintendent or the Superintendent's designee to be in the best interest of this school district.
- F. Non-alcoholic beverages and meals may be provided for individuals while performing or immediately after performing relief, assistance or support activities in emergency situations or during or immediately following their participation in any activity approved by the School Board.
- G. In addition to the other matters covered and allowed by this policy, one recognition dinner each fiscal year may be held for Board members, employees or volunteers provided the maximum cost per person, which is hereby established for such dinner shall not exceed \$50.00 and further provided that such annual dinner may be held separately for employees of each department or separately for volunteers or any of them in combination.
- H. The authority necessary to carry out the provisions of this policy should be and is hereby delegated from the School Board to the designated officials so indicated herein.
- I. Nothing in this policy shall authorize the expenditure of public funds to pay for any expenses incurred by a spouse of a Board member, employee or volunteer unless the spouse is also a Board member, employee or volunteer.

Legal Reference: Neb. Rev. Stat. §§ 13-2201 to 13-2204
Neb. Rev. Stat. §79-546

Date of Adoption: June 18, 2018

Internal Board Policies - Board MembersCoffee Act Policy (Reimbursable Expenses)

- A. Board members, employees or volunteers of the school district are expected to maintain effectiveness by being well informed on educational and related issues and are encouraged to diligently perform their required duties, attend educational workshops, conferences, training programs, official functions, hearings or meetings which are necessary to perform required duties, sponsored by the school district or State and national educational organizations or which are otherwise in the best interests of this school district as follows:
1. Board members as a result of this policy are hereby given prior approval by this school Board and upon approval by the Superintendent or the Superintendent's designee are specifically authorized to attend such functions without additional or further approval by the school Board unless otherwise so determined and the school district shall pay the registration costs, tuition costs, fees or charges for such functions along with actual travel expenses, if travel is by commercial or charter means or if a personal automobile is used, mileage shall be allowed at the rate provided by law with meals and lodging to be reimbursed based upon substantiated costs actually and necessarily incurred or applicable Federal Rates.
 2. Employees and volunteers are authorized to attend such functions upon prior approval by the Superintendent or the Superintendent's designee and the school district shall pay registration costs, tuition costs, fees or charges for such functions along with actual travel expenses, if travel is by commercial or charter means or if a personal automobile is used, mileage shall be allowed at the rate provided by law with meals and lodging to be reimbursed based upon substantiated costs actually and necessarily incurred or applicable to Federal rates.
- B. Payment or reimbursement for expenses incurred by Board members, employees or volunteers as otherwise specifically permitted by law shall also be allowed as provided by such law.
- C. Since it is hereby determined to be important and in the best interest of this school district to recognize service by Board members, employees and volunteers, the school Board hereby authorizes the President, Superintendent or the Superintendent's designee to determine when and to whom plaques, certificates of achievement, flowers or other items of value should be granted provided that no such plaque, certificate, flowers or other item of value to be awarded shall cost more than \$60.00.

- D. School Board members are not paid members and when appropriate because of the timing, length or other factors, sandwiches or meals may be provided to School Board members, employees and volunteers attending public meetings or in other appropriate or necessary situations such as joint meetings with other governing bodies.
- E. That non-alcoholic beverages, cookies or other similar items may be provided to individuals attending public meetings, private meetings, discussions or public or private conferences as determined necessary or appropriate by the Superintendent or the Superintendent's designee to be in the best interest of this school district.
- F. Non-alcoholic beverages and meals may be provided for individuals while performing or immediately after performing relief, assistance or support activities in emergency situations or during or immediately following their participation in any activity approved by the School Board.
- G. In addition to the other matters covered and allowed by this policy, one recognition dinner each fiscal year may be held for Board members, employees or volunteers provided the maximum cost per person, which is hereby established for such dinner shall not exceed \$50.00 and further provided that such annual dinner may be held separately for employees of each department or separately for volunteers or any of them in combination.
- H. The authority necessary to carry out the provisions of this policy should be and is hereby delegated from the School Board to the designated officials so indicated herein.
- I. Nothing in this policy shall authorize the expenditure of public funds to pay for any expenses incurred by a spouse of a Board member, employee or volunteer unless the spouse is also a Board member, employee or volunteer.

Legal Reference: Neb. Rev. Stat. §§ 13-2201 to 13-2204
Neb. Rev. Stat. §79-546

Date of Adoption: June 18, 2018