

AGENDA  
CITY COUNCIL, YORK, NEBRASKA  
Thursday, February 16, 2023  
5:30 PM



THE OPEN MEETINGS ACT IS POSTED ON  
THE EAST WALL OF THE COUNCIL  
CHAMBERS

1. The Open Meetings Act is posted on the East Wall of the Council Chambers
2. Notice of this meeting was published in the York News Times on February 9, 2023
3. Pledge of Allegiance
4. Roll Call
5. Minutes of the February 2, 2023 meeting
6. Claims of Elected Officials
  - 6.1. Claim for Tony North of North Printing and Office Supply in the amount of \$500.37
  - 6.2. Claim for Jeff Pieper of Pieper's Inc. in the amount of \$2,980.69
  - 6.3. Claim for Tony North for CDBG 19DTR109 Downtown Revitalization grant in the amount of \$18,324.75
7. Claims for the period of February 3 through February 16, 2023
8. Department Activities Reports for the month of January 2023
9. Approve Cash Balances for the month of January 2023
10. City Administrator Report
11. Public Hearing for the Community Development Block Grant Project #20-ED-003 awarded to Great West Petfood Holding, dba York Cold Storage LLC, project is completed and the contract end date is March 2023.
12. Consider approval of the Policy Statement for the Disadvantaged Business Enterprise Program in accordance with regulations of the U.S. Department of Transportation, 49

CFR Part 26.

13. Consider approval of the Peyton Parker Lane Playground Memorandum of Understanding concerning property ownership, management, naming rights and commemorative markers placed in Mincks Park
14. Consider approval of a bid from Schoch Concrete Construction Inc. for the Mincks Park Trail and Parking Expansion in the amount of \$56,862.00
15. Consider approval of the City's property insurance contract continuation by recommendation from the Insurance Committee
16. Public hearing on preliminary and final plat:
  - 16.1. Preliminary and Final plat for Stuhr Subdivision: a Replat of Lot 16 of Country Club Estates Subdivision, City of York, York County, Nebraska
17. Mayor Appointments:
  - 17.1. Reappointment of Todd Faller to the Tree Board for a term expiring February 1, 2026
  - 17.2. Reappointment of Todd Gardner to the Tree Board for a term expiring February 1, 2026
18. Consider going into closed session to discuss potential land acquisitions/sales, location and price and discussion of pending litigation.
  - 18.1. Motion to enter into closed session
  - 18.2. Motion to come out of closed session
19. Adjournment



# Classifieds

York, Nebraska

www.yorknewstimes.com

**Place an Ad**  
To place an ad call 402.204.7009 or Mon thru Fri 8-5pm or go online at [yorknewstimes.com](http://yorknewstimes.com) and check out our classified link. You may also fax us at 402.362.6748

**Publishing Deadlines**  
For Ads Appearing Tuesday.....Monday at 3pm  
Wednesday.....Tuesday at 3pm  
Thursday.....Wednesday at 3pm  
Friday.....Thursday at 3pm  
Saturday.....Friday at 12pm  
ADvantage.....Friday at 12pm

**What does it cost?**  
There are different rates for different categories:  
- Real Estate for Sale  
- Employment/Work Wanted  
- Miscellaneous  
- Garage Sales  
- Rentals  
**Call for Specials!**

**Selling a Vehicle?**  
- Five weeks in YNT  
- 1 week in Trade West  
- 3 days in GI Independent  
- 5 weeks ADvantage includes picture & 20 words for less than \$63  
**Call for other packages**

**Get Online**  
To read ads, place ads and contact the classifieds department go to [yorknewstimes.com/classifieds](http://yorknewstimes.com/classifieds)  
**Employment**  
[yntjobseekers.com](http://yntjobseekers.com)

**0190 Personals**

**DO YOU HAVE A QUESTION**  
  
We Will Find The Answer  
**Call THE WONDERLINE 402-362-4478**

**0300 MERCHANDISE**

**PLEASE CHECK your classified ads for spelling or other errors (category, etc.) The York News-Times will only be responsible for a one day error.**

We are buying damage grain. We will load it and haul it. 316-640-3203

**0355 Pets & Supplies**

**BE RESPONSIBLE!! SPAY OR NEUTER YOUR PETS!!**

**JNJ Tree Service LLC**  
is ready to work for you. We are fully insured and family owned. Call us for a free quote for your tree removal, tree trimming, and shelter belt cleanup needs.  
**Call 402-604-8046**

**GAYLORD & MARY KAY KISSELL, HAROLD JOHNSON, AND ALLAN HAHN**  
**FIREARM, AMMO, COLLECTABLES, & MORE LIVE 2 DAY AUCTION**  
HAMILTON COUNTY FAIRGROUNDS  
FARR BLDG • 310 A ST • AURORA, NE  
FEBRUARY 17 & 18, 2023

**Friday, February 17, 2023 | 3:00-8:00pm Ammo & Uncatalogued Items**  
**Saturday, February 18, 2023 | 9:00am Uncatalogued Items Sell 11:00am Catalogued Firearms Sell**  
AUCTIONEERS NOTE: Outstanding collections of commemorative firearms including John Wayne rifles and memorabilia, wooden wall racks, full boxes of ammo for each commemorative rifle, antique and modern ammo, books, sleeves for boxes, knives, bullets, primers, reloading supplies, empty brass, gun racks, hunting coats, shooting jackets, various gun socks, Singer leather sewing machine with Treadle base, & MORE!!  
FIREARMS INCLUDE: Browning, Colt, Henry Golden Boy, Kimber, Marling, Remington, Rock Rivers Arms, Ruger, S&W, Savage, Weatherby, Winchester, & MORE!  
Visit [www.cornwellauction.com](http://www.cornwellauction.com) for a full list & pictures!  
**Cornwell Inc.**  
AUCTIONEERS & CLERKS  
Clint Mickey 402-694-8470  
Casey Cornwell 402-631-3254  
Haley Barnesberger - 402-631-3147  
Tom Cornwell • Dan Muirhead, Auctioneers  
[www.cornwellauction.com](http://www.cornwellauction.com)

**Equal Housing Opportunity**  
All real estate advertising in this newspaper is subject to the Fair Housing Act which makes it illegal to advertise "any preference limitation or discrimination based on race, color, religion, sex, handicap, familial status or national origin, or an intention, to make any such preference, limitation or discrimination." Familial status includes children under the age of 18 living with parents or legal custodians; pregnant women and people securing custody of children under 18. This newspaper will not knowingly accept any advertising for real estate which is in violation of the law. Our readers are hereby informed that all dwellings advertised in this newspaper are available on an equal opportunity basis. To complain of discrimination call HUD toll-free at 1-800-669-9777. The toll-free number for the hearing impaired is 1-800-927-9275. Any reader who suspects an advertiser has discriminated against them should contact the Nebraska Equal Opportunity Commission at (800) 642-6112 or the U.S. Department of Housing and Urban Development, Fair Housing Assistance Division at 800-669-9777.

**0355 Pets & Supplies**

**JERAD** is a very laid back guy, he gets along great with other cats. He has been with us for 18 months, or approximately 540 days. Don't you think he deserves a home before Christmas? He is neutered, has his necessary shots and would make a great addition to your family. He is in foster care and you can contact 402-366-0533 for more information. He is a YAAP cat, so you will need to fill out a form on our [yorkadoptapet.com](http://yorkadoptapet.com) site. Visit our web page to see all of our cats and kittens that are available for adoption.

**MASON** is a hands on kitten. He loves attention and will follow you everywhere you go. He is a sweetheart, very fluffy & gentle. He is in foster care and you can contact 402-366-0533 for more information. He is a YAAP cat, so you will need to fill out a form on our [yorkadoptapet.com](http://yorkadoptapet.com) site. Visit our web page to see all of our cats and kittens that are available for adoption.

**Mason**

**0355 Pets & Supplies**

**OREO** is a beautiful tuxedo. He has a great temperament. Plays well with other cats. Loves attention and is a sleek clean little guy. He had an injury to his back when he came to us, the vet thought that another animal had attacked him. He healed up quickly and you would never know that he had ever been an injured stray. He is in foster care and you can contact 402-366-0533 for more information. He is a YAAP cat, so you will need to fill out a form on our [yorkadoptapet.com](http://yorkadoptapet.com) site. Visit our web page to see all of our cats and kittens that are available for adoption.

**Oreo**

**0388 Miscellaneous**

**FOR SALE: WIRE DOG KENNELS. SMALL, MEDIUM & LARGE AVAILABLE. CONTACT 402-710-8364**

**0707 Apts. Unfurnished**

2 Bedroom, 3 Bath Near Golf Course  
Washer/Dryer, 1 Car Garage, NO Pets/NO Smokers, 1-Month Deposit, References Required. Contact 402-366-0045

**Cornerstone Bank York**  
is taking applications for a **Full-time Account Operations Representative**. Data entry experience preferred but not required. Must have a strong attention to detail and be able to work individually and in a team environment. This is a non-customer facing position. Hours are Monday-Friday 8:00am-5:00pm High school education or equivalent required. Complete an online application at [www.cornerstoneconnect.com](http://www.cornerstoneconnect.com). Equal Opportunity Employer Veterans/Disabled

**SOUTH PAPER HAULER NEEDED!!**

The York News Times is looking for a reliable, responsible individual(s) to deliver paper bundles to paper carriers, post offices and other drop off locations in the surrounding communities, Bradshaw, Henderson, Grafton, Fairmont, Geneva, Exeter, McCool Jct. Working hours are Monday-Friday approximately 4 hours per night. Will be paid weekly approximately \$400/week. Must have a reliable vehicle and valid driver's license. For more information and to apply call **Rick Pfeifer at 402-204-7006 or email [rick.pfeifer@yorknewstimes.com](mailto:rick.pfeifer@yorknewstimes.com)**



**The Classifieds Work Like MAGIC**

**Chances "R" Restaurant & Lounge** is seeking to fill an open position **Full-time or Part-time Kitchen Staff** Monday through Friday, no weekends required. Competitive wages. Apply in Person at 124 W 5th Street - York, NE



**0945 Classic & Antique Autos**

1977 Pontiac Grand Prix, 400 V-8 engine needs a transmission rebuild  
\$2000  
308 379 7543  
No texts calls only

**0970 Pickups, 4x2 or 4x4**

'20 Chevrolet Silverado Double Cab, 4WD, 77K.  
\$26,900  
ALL TRADES CONSIDERED  
**Mustard Motors 308-940-0287**  
[www.mustardsusedcars.com](http://www.mustardsusedcars.com)

'21 Dodge RAM Ram Pickup 1500 Big Horn, 4X4 4dr Crew Cab 6.4 ft. SB, 27,847 miles  
\$38,000  
ALL TRADES CONSIDERED  
**Mustard Motors 308-940-0287**  
[www.mustardsusedcars.com](http://www.mustardsusedcars.com)

**0980 Sport Utility Vehicles**

'15 Ford Expedition EL King Ranch, 4X4 SUV, two DVD in the head rest, power windows, locks, heated and air conditioning seats, leather, back up camera, sunroof and new tires.  
**Reduced! \$20,995**  
Call Tim at 308-624-0055 or Kerwyn 308-390-8925

**Stewart AUTO SALES**

'21 Chevrolet Equinox LT 4X4 4dr SUV w/1LT, 26,863 miles.  
\$21,900  
ALL TRADES CONSIDERED  
**Mustard Motors 308-940-0287**  
[www.mustardsusedcars.com](http://www.mustardsusedcars.com)

'21 Chevrolet Malibu LT, 4dr Sedan, 42K  
\$19,600  
ALL TRADES CONSIDERED  
**Mustard Motors 308-940-0287**  
[www.mustardsusedcars.com](http://www.mustardsusedcars.com)

**0991 Minivans, Buses, Vans**

2015 Dodge Grand Caravan SXT, Handicap accessible, Lowered floor, Power ramp, Power doors, Removable passenger seat, Swivel drivers seat, Hand controls, EZ wheelchair lock down, 37k miles, \$29900 or trade  
**Mobility Motoring McCook 308-340-2774**

**0995 Autos for Sale or Lease**

'17 Chevrolet Suburban Premier 4X4, Really nice with dual DVD, heated and air-conditioning seats, new tires. Runs and drives great.  
**Reduced \$29,995**  
Call Tim at 308-624-0055 or Kerwyn 308-390-8925

**Stewart AUTO SALES**

'21 Chevrolet Equinox LT 4X4 4dr SUV w/1LT, 26,863 miles.  
\$21,900  
ALL TRADES CONSIDERED  
**Mustard Motors 308-940-0287**  
[www.mustardsusedcars.com](http://www.mustardsusedcars.com)

'21 Chevrolet Malibu LT, 4dr Sedan, 42K  
\$19,600  
ALL TRADES CONSIDERED  
**Mustard Motors 308-940-0287**  
[www.mustardsusedcars.com](http://www.mustardsusedcars.com)

**0995 Autos for Sale or Lease**

**Look**  
2021 Tesla Model 3 Long Range Edition WITH Full Self Driving (including City) - 21k Miles. Black Pant with Black leather. Upgraded wheels. Includes at home charging kit (110 Volt.) One owner, no accidents. Car in excellent condition. Asking \$50,000

Make it to Lincoln/Omaha on a single charge. Stop once to get to KC, twice to get to Denver. Insert your destination and let this vehicle take you there!  
Contact Travis @ 816-500-9277 with questions/interest!

**0099 LEGALS**

**NOTICE OF TRUSTEE'S SALE**

For default in the payment of debt secured by a deed of trust executed by Inez E Lee, dated December 18, 2007, and recorded on December 18, 2017, Document No. 30677, in Book No. 438, at Page 564 in the Office of the Recorder of Deeds, York County, Nebraska, the undersigned Successor Trustee will on March 3, 2023, at 10:00 AM, at the north doors on the west side of the York County Courthouse, York, Nebraska, sell at public vendue to the highest bidder for cash: **Lot Five (5) in Block Twenty (20) in the Original Town of New York, now a part of the City of York, in York County, Nebraska, commonly known as 1717 N Platte Ave, York, NE, 68467** subject to all prior easements, restrictions, reservations, covenants and encumbrances now of record, if any, to satisfy the debt and costs.  
Liliana E. Shannon, Successor Trustee  
First Publication: January 12, 19, 26, February 2, 9  
**NOTICE**  
Pursuant to the Fair Debt Collection Practices Act, 15 U.S.C. §1692c(b), no information concerning the collection of this debt may be given without the prior consent of the consumer given directly to the debt collector or the express permission of a court of competent jurisdiction. The debt collector is attempting to collect a debt and any information obtained will be used for that purpose (No. 237273). For more information, visit [www.Southaw.com](http://www.Southaw.com)  
ZNEZ

**MEETING NOTICE**

The annual meeting of the Zion Lutheran Cemetery Association of Thayer, Nebraska will be held on Tuesday, February 28, 2023 at 7:00 p.m. at the offices of Drake Inc., 445 Cedar Street, Thayer, Nebraska.  
Wayne Sackschewsky, Clerk  
February 9 ZNEZ

**NOTICE OF MEETING**

Notice is hereby given that a meeting of the City Council of the City of York, Nebraska, will be held at 5:30 o'clock p.m. on Thursday, February 16, 2023 in the Council Chambers, York Municipal Building, 100 East 4th Street, which meeting will be open to the attendance of the public. An agenda of such meeting, kept continuously current, is available for public inspection at the office of the City Clerk.  
Amanda Ring, City Clerk  
February 9 ZNEZ

**NOTICE OF PUBLIC MEETING**

The Upper Big Blue Natural Resources District will hold the Board of Directors meeting on Thursday, February 16, 2023, at 1:30 p.m. in the NRD Administrative Office Building, 319 East 25th Street, York, Nebraska. The agenda, which is kept continuously current, shall be readily available for public inspection at the same address, during normal business hours.  
February 9, ZNEZ

**0099 LEGALS**

**NOTICE OF ORGANIZATION OF ML & JB FARMS, LLC**  
1. The name of the Limited Liability Company is ML & JB FARMS, LLC  
2. The address of the initial designated office of the Company in Nebraska is: 10 Henderson North Road, Henderson, NE 68371  
3. The name and address of the Company's initial agent for services of process of the Company is: Christin P. Lovegrove, 179 N 9th St, PO Box 311, Geneva, NE 68361  
HEINISCH & LOVEGROVE  
LAW OFFICE, PC LLO  
179 North 9th Street  
PO Box 311  
Geneva, NE 68361  
February 9, 16, 23 ZNEZ

**MORROW, POPPE, WATERMEIER & LONOWSKI, P.C. ATTORNEYS AT LAW**  
201 N. 8th Street, Suite 300  
P.O. Box 83439  
Lincoln, Nebraska 68501

**NOTICE OF ORGANIZATION OF BT AG GROUP, LLC LIMITED LIABILITY COMPANY**

Pursuant to the provisions of the Nebraska Uniform Limited Liability Company Act, Notice of Organization is hereby given as follows:  
1. The name of the limited liability company is BT Ag Group, LLC (the "Company").  
2. The street and mailing address of the initial designated office of the limited liability company is 1905 Road 6, York, NE 68467; and the name and street and mailing address of the initial agent for service of process of the limited liability company is Boyd Smith at 1905 Road 6, York, NE 68467.  
3. The time of commencement of the LLC was January 24, 2023, when the Certificate of Organization was filed with the Secretary of State, and the LLC shall have perpetual existence.  
David W. Watermeier, Organizer  
Address: Morrow, Poppe, Watermeier & Lonowski, P.C.  
201 North 8th Street, Suite 300  
Lincoln, Nebraska 68508  
February 9, 16, 23 ZNEZ

**Immediate Availability for 2 and 3 Bedroom Units Rental Assistance Available to Qualified Applicants**  
York Del Ray Plaza Townhomes  
2220 N. Nebraska Ave. York, NE  
Call Park Avenue Management at 712-274-7740 for an application  
TTY: 1-800-833-7352  
Equal Housing Opportunity - Handicapped Accessible

**LAND AUCTION**  
160.53± Acres • Hamilton County, Nebraska  
L:2300148  
Farmers National Company  
Full Possession for 2023!  
Live Event: Tuesday, February 28, 2023, at 10:00 AM  
Hamilton County Fairgrounds 4-H Building  
310 A Street, Aurora, Nebraska  
ONLINE SIMULCAST BIDDING:  
Starts Monday, February 20, 2023, at 10:00 AM  
Bidding closes Tuesday, February 28, 2023, at close of live event  
To Register and Bid on this Auction, go to: [www.FNCBid.com](http://www.FNCBid.com)  
-- High quality pivot irrigated farm ground --  
-- NE ¼ 20-9-5 located northeast of Stockham --  
For more information on property details, please contact:  
**Paul Hubert, Agent • Phone: (402) 362-5892**  
[PHubert@FarmersNational.com](mailto:PHubert@FarmersNational.com) • [www.FarmersNational.com](http://www.FarmersNational.com) / Paul Hubert  
**Jordan Swan, Agent • Phone: (402) 366-6324**  
[JSwan@FarmersNational.com](mailto:JSwan@FarmersNational.com) • [www.FarmersNational.com](http://www.FarmersNational.com) / Jordan Swan  
**Doyle Onnen, Agent • Phone: (402) 366-6319**  
[DOnnen@FarmersNational.com](mailto:DOnnen@FarmersNational.com) • [www.FarmersNational.com](http://www.FarmersNational.com) / Doyle Onnen  
[www.FarmersNational.com](http://www.FarmersNational.com)  
Real Estate Sales • Auctions • Farm and Ranch Management • Consultation  
Appraisals and Valuations • Insurance • Oil, Gas, and Renewable Energy Management  
Forest Resource Management • National Hunting Leases • FNC Ag Stock

**GET IT IN WRITING.**  
York News-Times

**CLASSIFIED**

**REGULAR MEETING  
CITY COUNCIL – YORK, NEBRAKSA  
February 2, 2023  
5:30 PM o'clock P.M.**

A meeting of the Mayor and City Council of the City of York, Nebraska, was convened in open and public session at 5:30 o'clock p.m. at the Council Chambers.

The Mayor announced that the Open Meetings Act was posted on the East Wall of the Council Chambers.

Mayor: Barry Redfern: Present. Councilmembers: Tony North: Present, Jennifer Sheppard: Present, Stephen Postier: Present, Jerry Wilkinson: Present, Matt Wagner: Present, Jeff Pieper: Present, Scott Van Esch: Present, Vicki Northrop: Present.

Notice of this meeting was given in advance thereof by publication in the York News Times on January 26, 2023, the City's designated method for giving notice, a copy of the proof of publication being attached to these minutes. Notice of this meeting was given to the Mayor and all members of the City Council and a copy of their acknowledgment and receipt of notice and the agenda is attached to these minutes. Availability of the agenda was communicated in advance notice to the Mayor and City Council for this meeting. All proceedings hereafter shown were taken while the convened meeting was open to the attendance of the public.

**Minutes**

Motion to approve the minutes of the January 19, 2023 meeting. Ayes with a motion by Jeff Pieper and a second by Scott Van Esch. Tony North: Yea, Jennifer Sheppard: Yea, Stephen Postier: Yea, Jerry Wilkinson: Yea, Matt Wagner: Yea, Jeff Pieper: Yea, Scott Van Esch: Yea, Vicki Northrop: Yea.

**Cash Balances September 2022**

Motion to approve the finalized cash balances for the month of September 2022. Ayes with a motion by Scott Van Esch and a second by Tony North. Tony North: Yea, Jennifer Sheppard: Yea, Stephen Postier: Yea, Jerry Wilkinson: Yea, Matt Wagner: Yea, Jeff Pieper: Yea, Scott Van Esch: Yea, Vicki Northrop: Yea.

**Claims of Elected Officials**

Motion to approve the claim for Tony North of North Printing and Office Supply in the amount of \$1,613.39. Ayes with a motion by Jerry Wilkinson and a second by Jeff Pieper. Tony North: Abstain (With Conflict), Jennifer Sheppard: Yea, Stephen Postier: Yea, Jerry Wilkinson: Yea, Matt Wagner: Yea, Jeff Pieper: Yea, Scott Van Esch: Yea, Vicki Northrop: Yea.

**Claims**

Motion to approve the claims for January 20, 2023 through February 2, 2023. Ayes with a motion by Jerry Wilkinson and a second by Jennifer Sheppard. Tony North: Yea, Jennifer Sheppard: Yea, Stephen Postier: Yea, Jerry Wilkinson: Yea, Matt Wagner: Yea, Jeff Pieper: Yea, Scott Van Esch: Yea, Vicki Northrop: Yea.

**City Administrator Report**

Dr. Sue Crawford shared information about Dillon's Rule and how it affects municipal governments. The Dillon Rule is used in interpreting state law when there is a question of whether or not a local government has a certain power. The city works with the League of Nebraska Municipalities to see what state laws might be changing that could be impactful to the city. With recently reviewing the codes of the city, there has been a lot of simplification because of what is covered by state law. An upcoming possible change that would affect first class cities would be a change to fire pension.

**Approval of 2021-2022 Audit**

Marcie Luth of AMGL outlined the audit via zoom. She compared the following items with 10 other cities with populations between 3001-10,000: Valuation - Unrestricted Net position/Total Net Position - Top 5 sources of Revenue (government activities - State Allocations - Governmental Expenses (excludes capital outlay) - Outstanding GO Debt/Valuation - Unassigned Fund Balances/General Fund Expenditures - Months Expense in Street Cash Reserve - Levy Rates - Net Depreciable Capital Assets/Original Cost - Operating Income/Total Operating Revenue - Debt Coverage Ratio and Cash, Investments and Treasurer Cash. She then addressed the above items in greater detail, ie: Pages 4, 9, 10, 11, 12, 13, 15, 17, 19, 21, 22, 23, 33, 41, 42, 43, 45,47, 48, 52, 57-59, 61, 68, 69, 70, 71, 73 and schedule of findings.

Following discussion, motion to approve the 2021-2022 audit for the City of York. Ayes with a motion by Scott

Van Esch and a second by Jerry Wilkinson. Tony North: Yea, Jennifer Sheppard: Yea, Stephen Postier: Yea, Jerry Wilkinson: Yea, Matt Wagner: Yea, Jeff Pieper: Yea, Scott Van Esch: Yea, Vicki Northrop: Yea.

#### Open Contract

Motion to approve the open contract with Wallflour Cakes LLC to provide bakery services. Ayes with a motion by Scott Van Esch and a second by Vicki Northrop. Tony North: Yea, Jennifer Sheppard: Yea, Stephen Postier: Yea, Jerry Wilkinson: Yea, Matt Wagner: Yea, Jeff Pieper: Yea, Scott Van Esch: Yea, Vicki Northrop: Yea.

#### Appointment of City Street Superintendent

Motion to approve the appointment of James Paul II, Superintendent License Number S-1742, Class B, to be the City of York's Street Superintendent for the calendar year 2023, retroactive to January 1, 2023. Ayes with a motion by Jerry Wilkinson and a second by Stephen Postier. Tony North: Yea, Jennifer Sheppard: Yea, Stephen Postier: Yea, Jerry Wilkinson: Yea, Matt Wagner: Yea, Jeff Pieper: Yea, Scott Van Esch: Yea, Vicki Northrop: Yea.

#### Adjournment

There being no further business to come before the Council, the Mayor adjourned the meeting, the time being 6:07 o'clock p.m.

---

Amanda Ring, City Clerk

---

Barry Redfern, Mayor

SORTED BY VENDOR

VENDOR	NAME	NO# INVOICES	TOTAL AMOUNT	1099	G/L ACCT NO#	G/L NAME	G/L AMOUNT
01-00010	GALE	5	425.83	N			
01-00090	THE HOME DEPOT PRO	2	2,262.68	N			
01-00110	MATHESON TRI-GAS	2	142.68	N			
01-00120	JACKSON SERVICES INC	9	565.43	N			
01-00210	EAKES OFFICE PLUS	2	365.08	N			
01-00290	NORTH PRINTING & OFFICE S	18	500.37	N			
01-00300	BLACK HILLS ENERGY	1	38.23	N			
01-00340	BOUND TREE MEDICAL LLC	5	1,394.67	N			
01-00360	CITY OF YORK	2	281.33	N			
01-00540	GLOBAL TECH, INC.	8	8,663.39	N			
01-00570	SUMMIT FIRE PROTECTION	1	519.20	N			
01-00640	NEBRASKA PUBLIC POWER DIS	1	32,103.41	N			
01-00650	NE LAW ENFORCEMENT TRAIN	1	175.00	N			
01-00710	OVERLAND SAND & GRAVEL	2	423.84	N			
01-00750	PIEPERS INC	7	2,980.69	N			
01-00780	PRESTO X COMPANY	12	645.65	N			
01-00800	BURST, LLC	27	905.91	N			
01-00911	CORNERSTONE INS GROUP	1	541,530.00	N			
01-00960	GRAINGER	4	448.55	N			
01-00990	ANGLE, MURPHY, VALENTINO	1	76.95	N			
01-01050	MICROFILM IMAGING SYSTEMS	1	120.00	N			
01-01090	BAKER & TAYLOR, INC	4	1,824.26	N			
01-01280	PLATTE VALLEY COMMUNICATI	1	329.50	N			
01-01290	GRAND CENTRAL FOODS, INC.	7	355.63	N			
01-01330	JLC, INCORPORATED	4	1,419.13	N			
01-01340	KOPCHOS SANITATION, INC	7	1,208.00	N			
01-0145	ANTHONY BESTWICK	1	314.56	N			

SORTED BY VENDOR

VENDOR	NAME	NO# INVOICES	TOTAL AMOUNT	1099	G/L ACCT NO#	G/L NAME	G/L AMOUNT
01-01470	SERVI-TECH LABORATORIES	2	196.00	N			
01-01510	HACH CO.	1	793.45	N			
01-01650	UNION BANK	1	679.00	N			
01-01840	CORNERSTONE BANK	1	95.00	N			
01-02010	YORK EQUIPMENT, INC.	6	7,041.46	N			
01-02130	NE-IA IND. FASTENERS CORP	1	361.31	N			
01-02160	MIDWEST SERVICE & SALES C	1	1,646.00	N			
01-02200	JACK'S UNIFORMS & EQUIP	1	31.99	N			
01-02210	KING'S GLASS	6	4,025.21	N			
01-02230	MCCORMICK HEATING & AC	5	2,282.73	N			
01-02250	MILLER SEED & SUPPLY CO	1	7.50	N			
01-02530	PEPSI COLA OF LINCOLN/ TO	2	610.05	N			
01-02560	CITYSERVICEVALCON LLC	1	8.14	N			
01-02730	SCHOOL DISTRICT OF YORK	1	40.00	N			
01-03930	YORK CHAMBER OF COMMERCE	1	200.00	N			
01-04240	NE DEPT OF REVENUEUE	1	8.63	N			
01-04420	SOUTHEAST NE DEV DIST	1	2,971.60	N			
01-05310	SAPP BROTHERS PETROLEUM,	6	26,266.89	N			
01-05330	NEBRASKA SALT & GRAIN CO	2	12,143.20	N			
01-05380	NE STATE FIRE MARSHAL	1	120.00	N			
01-05600	YORK GENERAL HOSPITAL	1	284.00	N			
01-05780	NEBRASKA ASSOC OF AIRPORT	1	250.00	N			
01-05870	WEX BANK	1	8,643.39	N			
01-06630	FASTENAL	1	32.03	N			
01-09090	WINDSTREAM	1	285.31	N			
01-09900	ANDERSON FORD	1	41,429.00	N			
01-1	MISCELLANEOUS VENDOR	5	327.56	N			

SORTED BY VENDOR

VENDOR	NAME	NO# INVOICES	TOTAL AMOUNT	1099	G/L ACCT NO#	G/L NAME	G/L AMOUNT
01-10020	YORK COUNTY REGISTER OF D	1	10.00	N			
01-10070	RAILROAD MANAGEMENT COMPA	1	1,229.84	N			
01-10110	BADGER METER INC	1	291.80	N			
01-10560	THE GRAND ISLAND INDEPEND	1	60.73	N			
01-10880	RASMUSSEN MECHANICAL SERV	3	15,918.15	N			
01-11160	ADAM BATTERTON	2	221.10	Y			
01-11190	MEAD LUMBER & RENTAL	4	113.93	N			
01-12540	TRACTOR SUPPLY COMPANY	1	7.99	N			
01-13140	NEBRASKA EQUIPMENT INC	1	53.95	N			
01-15060	JONES AUTOMOTIVE INC	1	1,235.64	Y			
01-15280	ERICK BREKKE	1	101.97	N			
01-15750	VICKERS CONSULTING SERV I	1	1,200.00	N			
01-15880	CHARLIE'S U-SAVE RX	1	8.67	N			
01-15900	ARAMARK UNIFORM SERVICE	4	491.44	N			
01-15980	HDR ENGINEERING INC	3	10,367.88	N			
01-16710	ONE CALL CONCEPTS INC	1	81.90	N			
01-16900	AQUA-CHEM INC	1	40.00	N			
01-18430	CREATIVE SITES LLC	1	843.14	N			
01-19320	CCS PRESENTATION SYSTEM	1	247.50	N			
01-19370	NE TECHNOLOGY & TELECOMMU	2	72.11	N			
01-19980	JEO CONSULTING GROUP INC.	1	4,652.50	N			
01-20690	KLUTE TRUCK EQUIPMENT	1	615.00	N			
01-21050	MELTON CARPET CLEANING	1	624.72	Y			
01-21570	CHESTERMAN CO	1	197.78	N			
01-21860	GURNEY	2	4,486.57	N			
01-22100	SLACK AUTO SUPPLY LLC	4	125.78	N			
01-22660	SPECTRUM ENTERPRISE	1	430.59	N			

SORTED BY VENDOR

VENDOR	NAME	NO# INVOICES	TOTAL AMOUNT	1099	G/L ACCT NO#	G/L NAME	G/L AMOUNT
01-22700	SPECTRUM BUSINESS	3	259.67	N			
01-22790	SITE ONE LANDSCAPE SUPPLY	2	3,860.22	N			
01-23060	ELECTRIC PUMP INC	2	967.70	N			
01-24090	AXIA PAYMENTS	1	261.42	N			
01-24100	GLOBAL PAYMENTS	1	703.45	N			
01-24290	O'HARE PHOTOGRAPHY LLC	1	60.00	N			
01-24440	QUALITY SOUND & COMMUNICA	1	35.00	Y			
01-24640	LEVANDER REVOCABLE TRUST	1	8,492.17	N			
01-25370	BRANDON LAMBERT	1	61.97	N			
01-25520	GREAT PLAINS UNIFORMS LLC	1	976.00	N			
01-25530	SAM'S CLUB MC/SYNCB	1	1,739.24	N			
01-26010	SOARIN GROUP	1	753.00	N			
01-26020	POMP'S TIRE SERVICE INC	2	4,613.48	N			
01-26080	AMGL	1	33,000.00	N			
01-26330	QUICK MED CLAIMS	1	6,523.00	N			
01-27210	MIDWEST AUTO PARTS INC.	11	812.46	N			
01-27230	MR DUKES MERCANTILE	1	870.57	N			
01-27240	DOSE MANAGEMENT LLC	1	4,958.96	N			
01-27250	REX MINERT	1	3,574.00	N			
01-27330	RENEWED HORIZON	1	40.00	N			
01-27440	LIVE WELL COUNSELING CENT	1	625.00	N			
01-27520	YORK CREEKSIDE APARTMENTS	1	73,304.45	N			
01-27670	TODAY'S BUSINESS SOLUTION	1	592.20	N			
01-27810	SUN THEATER	1	925.00	N			
01-27900	FILAMENT ESSENTIAL SERVIC	1	1,171.00	N			
01-28000	FRANK BILLINGTON	1	75.00	Y			
01-28020	NEC COMMUNICATIONS AMERIC	1	2,229.21	N			

SORTED BY VENDOR

VENDOR	NAME	NO# INVOICES	TOTAL AMOUNT	1099	G/L ACCT NO#	G/L NAME	G/L AMOUNT
01-28080	FIRST NATIONAL COMPANY	1	1,000.00		N		
01-28360	DARRELL TRAUDT	1	176.99		Y		
01-28380	FREEDOM REPAIR & MOTORSP	1	5,303.53		Y		
01-28510	LEE ENT ADVERTISING	1	200.00		N		
01-28540	AMAZON BUSINESS	9	712.73		N		
01-29330	COLONIAL RESEARCH	1	606.78		N		
01-29630	COREY PARSONS	1	70.74		Y		
01-29690	PAYMENTECH, LLC	5	2,672.12		N		
01-29770	NEBRASKA GOV	1	86.00		N		
01-29900	FIRST WIRELESS INC	2	639.41		N		
01-29920	GSI ENGINEERING	1	7,015.00		N		
01-29930	QUADIENT FINANCE USA INC	1	2,673.57		N		
01-29940	TONY NORTH	1	18,324.75		N		
01-29950	AMERICAN EXPRESS TRAVEL R	1	7.00		N		
01-29960	A TO Z CHEMICAL SUPPLY	1	1,489.75		N		
01-29970	AUTO ZONE	8	561.44		N		
*** REPORT TOTALS ***		310	947,554.08				
	Payroll		160,354.34				
	TOTAL		1,107,906.42				

SELECTION CRITERIA

---

VENDOR SET: 01 CITY OF YORK  
VENDOR: ALL  
BANK: ALL  
VENDOR CLASS(ES): ALL CLASSES

---

TRANSACTION SELECTION

REPORTING: PAID ITEMS

	=====PAYMENT DATES=====	=====ITEM DATES=====	=====POSTING DATES=====
PAID ITEMS DATES	: 2/03/2023 THRU 2/16/2023	0/00/0000 THRU 99/99/9999	0/00/0000 THRU 99/99/9999

---

PRINT OPTIONS

REPORT SEQUENCE: VENDOR #  
G/L EXPENSE DISTRIBUTION: NO  
CHECK RANGE: 000000 THRU 999999

---

# DEPARTMENT REPORTS

JANUARY

2023


COMMUNITY CENTER  
FIRE  
KILGORE MEMORIAL LIBRARY  
POLICE  
PUBLIC WORKS

Community Center

**Total Income (Unofficial): \$41,208.45**

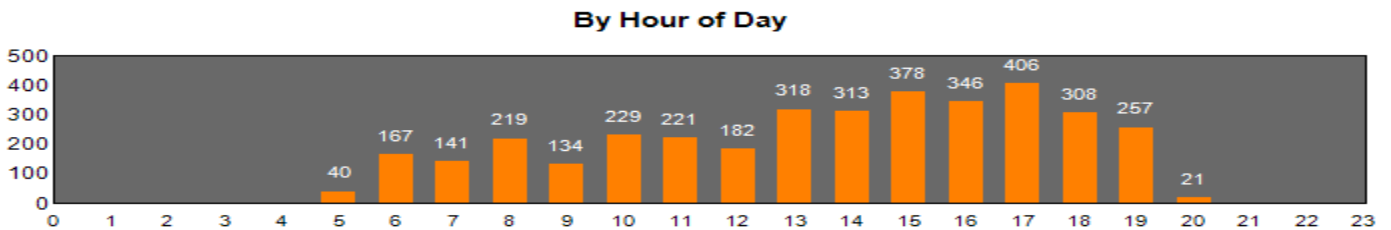
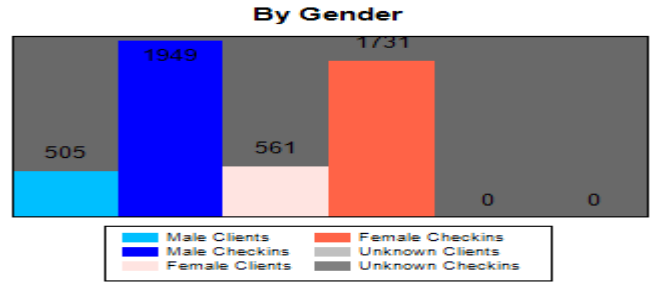
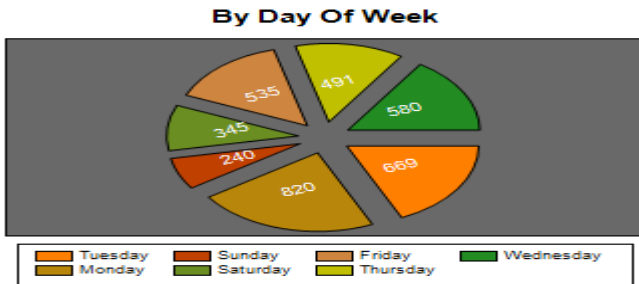
	CASH	CHECK	CREDIT	TOTAL	Center Admissions	Aud Admissions	FAC Admissions	Center Programs	FAC Programs	Center Rentals	Aud Rentals	Miscellaneous	Notes
TOTALS	\$4,469.40	\$19,513.35	\$17,225.70	\$41,208.45	\$24,883.90	\$20.00	\$0.00	\$1,949.00	\$0.00	\$1,450.00	\$4,120.00	\$8,785.55	Community Center, Parks, & Pickleball Donations

**Total Memberships/Day Passes/Coupon Books Sold: 636**



Adult Day Pass	Joint Youth Annual Membership	Family Month Membership	Auditorium Adult Day Pass
Youth/Senior Day Pass	Family 6 Month Membership	Youth/Senior Month Membership	City Wellness Family Joint Annual Membership
Youth/Senior Annual Membership	Adult 6 Month Membership	Adult Coupon Book	City Wellness Senior Annual Membership
Joint Family Annual Membership	Adult Annual Membership	Youth/Senior 6 Month Membership	
Adult Month Membership	Youth/Senior Coupon Book	Joint Adult Annual Membership	
Family Annual Membership	Silver Sneakers Or Silver Sneakers Prime	Optum Fitness Advantage	

**Total Membership Attendance: 3,680**



**York University Attendance: 313**

**Adult/Community/Youth Programs/Leagues:**

Adult Programs/Leagues: Adult Lap Swim, Senior Water Aerobics, Adult Water Aerobics, Noon Ball, Women’s 6’s Indoor Volleyball League, & Cornhole Tournament

Community Programs/Leagues: Story Walk, Pickleball Open Rec, Yoga, & Game On!

Youth Programs/Leagues: Artistic Me!, Munchkin Mornings, & Water Babies

**Ballpark Complex**

**Total Income (Unofficial): \$7,090.00**

	CASH	CHECK	CREDIT	TOTAL	Complex Concessions	Miller Concessions	Rental Fees	Player Fees	Sponsorships	RV Fees	Split % w/	Notes
TOTALS	\$240.00	\$6,250.00	\$600.00	\$7,090.00	\$0.00	\$0.00	\$0.00	\$240.00	\$6,650.00	\$200.00	\$0.00	

Rentals/Reservations			
Location	Amount	Type	Notes
Community Center	125	YPR Programs/Leagues: Adult Lap Swim, Senior Water Aerobics, Adult Water Aerobics, Yoga, Artistic Me!, Game On!, Munchkin Mornings, Noon Ball, & Water Babies, Nebraska Department of Transportation Meeting, Party Packages: Birthday Parties & St. Joseph Catholic School Family Party, & Parks & Recreation Board Meeting	
Family Aquatic Center	0	NONE	End of Season Closure in August
Ballpark Complex	0	NONE	
Batting Cages	0	NONE	
Fields	0	NONE	
Auditorium	69	YPR Programs/Leagues: Pickleball Open Rec, Noon Ball, Women’s 6’s Indoor Volleyball League, & Cornhole Tournament, Knights Baseball Batting Practices, Youth Basketball Practices, AKRS High School Recruiting Event, York Dance Center Competition Practice, CRC Basketball Set Up, Tournament, & Hold Days, & St. Joseph Catholic School Family Party	
Parks/Fields	0	NONE	
East Hill Park	0	NONE	
Foster Park	0	NONE	
Harrison Park	0	NONE	
Mincks Park	0	NONE	
Beaver Creek Field	0	NONE	
Levitt Stadium Field	0	NONE	
Miller Park Fields	0	NONE	

**Supply Works**

Auditorium:	\$766.30
Center:	\$646.99
City Offices:	\$22.64
Fire:	\$196.35
H2O Treatment:	\$83.83
Library:	\$0.00
Police:	\$102.90
Public Works:	\$0.00
TOTALS:	\$1,819.01

Report Completed by Cheree Folts, Director of Parks and Recreation on 2/9/23.



Fire Department  
815 N. Grant Ave.  
York, NE 68467

# York Fire Department

## January 2023 Monthly Report

After a very busy 2022, we had 125 calls for service for January of 2023. 96 of these calls were 911 EMS calls. We completed 17 transfers to hospitals for a higher level of care. We averaged 4 calls a day for this month. There were times where we had 2 ambulances out at a time and a couple instances when we had 3 ambulances out at once. We had 12 fire calls for the month. 6 of these were automatic fire alarms with no fire, 2 gas leaks, and the other 4 were cooking related requiring some smoke removal.

Activities for the month included a 911 Comms Committee meeting on the 6<sup>th</sup>. Then we had a Zoom Emergency Medical Dispatch committee meeting on the 9<sup>th</sup>. This meeting is the start of bringing Emergency Medical Dispatching to the citizens of York and Seward County. When this is all in place our 911 dispatchers will have the ability to properly dispatch our first responders but also give instructions to the caller on what to do to in a medical emergency, example is starting CPR, stop serious bleeding. This should help our first responders save more lives. York Fire Department's Fire Chief and Physician Medical Director are on this committee. The Fire Chief and other representatives of York Fire attended the quarterly York County Mutual Aid Association meeting held on the 25<sup>th</sup>. We went through a discussion of active shooter tactical operations with the plan of putting a table top exercise together with a live scenario to follow. The goal is to do this in June of 2023. There is coming a time soon when we will need to outfit our on-duty personnel with ballistic vests and helmets for their protection.

I am also proud to report that we had 384.75 hours of training for the month of January. Our internal FF1 class is on going. We are hoping for a completion date in March. We have 2 volunteer FF's taking EMT over the winter. Darrell Traudt continues his paramedic studies. Our shift training has included instruction on our new radios. We have 7 in use now. Waiting for the others to be delivered by the end of February. We have had some other shift trainings in ambulance operations. CPR was instructed for those needing renewal. 3 of our advanced life support personnel attended a 12 lead EKG class hosted by Lincoln Fire and Rescue.

Our annual Christmas party was held on January 14<sup>th</sup> at the Cornerstone Event Center at the York County Fairgrounds. A delicious meal was delivered by JW Catering. The following personnel were recognized for their service to York Fire:

5 years of service, Justin Davis, Connor Lewis, and Brandon Lambert.

10 years of service, Erick Brekke

15 years of service, Adam Batterton

20 years of service, Derek Palik and Tom Bredwell

35 years of service career and volunteer, Roy Nickels

40 years of service, Randy Barnes

Corey Parsons was given the rookie of the year award, he has made an all-out effort to make every training, meeting, event, and call that he can. He is currently taking the FF1 class here in York and an EMT class in Columbus.

Mavreena Shaffer was awarded the Making a Difference award. She works behind the scenes to make sure that the volunteer bills are paid, she signs up to be on call at least twice a month to help out. She has been a mentor to many members of York Fire.

Respectfully submitted,

A handwritten signature in black ink that reads "Anthony Bestwick". The signature is written in a cursive style with a large initial "A" and a distinct "B".

Anthony Bestwick  
York Fire Chief

Kilgore Memorial Library  
Director's Report  
Prepared for the February, 2023  
York City Council meeting

1. The Elmer Baker Display case is hosting a display of art by Library staff member, Janey Due. There are water color paintings and Artist's Conk etchings included. The Kent Bedient Gallery has a display of artwork by York resident Giovanni Correa. This display includes a variety of portraits in several mediums.
2. StoryTime has returned at Kilgore Library! The first weeks have been well attended by more than 30 children and their caregivers. Mrs. B. and her assistant, Janey, have a lot of fun learning experiences planned for this season of StoryTime.
3. The inventory process that our Technical Services team is working is more than 30% complete. As expected there is a lot of cleanup of catalog records with this first inventory since moving to the system we currently use for management of material and patron records.
4. The International LEGO day celebration held on January 28 was a huge success. More than 40 children and parents came to build together. The Friends of the Library donated \$200 for new LEGO sets, the community was invited to donate unused LEGOS which added three new bins of blocks to explore. There were also LEGO brownies for treats.
5. The afterschool partnership with YPS continues Youth Services staff offer STEM related projects each week with the students in their class.
6. Exterior lighting projects continue. The soffit lights are wonderfully bright with new LED fixtures; the statue lights will be updated next with plans to update interior lights later this year.
7. The annual survey of library data for FY2022 has been completed and submitted to the Nebraska Library Commission. A copy of what has been submitted for our library is attached to this report. Completing this report gives the state library information to use for Federal funding that is then offered as grants to libraries in Nebraska. Completing this report is a requirement to be eligible for grants later.

Respectfully submitted by,



Debora Robertson  
Director, Kilgore Memorial Library

**LIBRARY DATA AT A GLANCE**

<b>Data Type</b>	<b>Oct 2022</b>	<b>Nov 2022</b>	<b>Dec 2022</b>	<b>Jan 2023</b>	<b>Feb 2023</b>	<b>March 2023</b>	<b>April 2023</b>	<b>May 2023</b>	<b>June 2023</b>	<b>July 2023</b>	<b>Aug 2023</b>	<b>Sept 2023</b>	<b>Year to Date</b>
Added to Physical Collections	235	310	383	194									<b>1,122</b>
Added to E-Book Collections	379	355	474	712									<b>1,920</b>
Physical item circulation	5,032	4,729	2,698	4,844									<b>17,303</b>
E-books Circulations	1,405	1,427	1,447	1,629									<b>5,908</b>
New Patrons	28	18	26	30									<b>102</b>
Public Computer logins	675	538	480	595									<b>2,288</b>
Door Count	3,051	2,811	2,592	2,905									<b>11,359</b>
Website visits	2,216	1,852	1,569	1,909									<b>7,546</b>
Meeting Room Use	1,258	301	209	300									<b>2,068</b>

<b>Data Type</b>	<b>Total 2022</b>	<b>Total 2021</b>	<b>Total 2020</b>
Physical Collections	62,255	64,107	63,321
E-Book Collections	59,624	52,789	57,200
Physical item circulation	63,625	58,648	45,885
E-book Circulations	17,362	17,647	16,935
Registered Borrowers	4,077	5,104	5,348
Public Computer logins	6,849	6,445	6,391
Door Count	36,648	48,055	36,276
Website visits	47,270	49,025	51,633
Meeting Room Use	5,239	3,000	3,576

Data for annual report to Nebraska Library Commission submitted 1-23-2023.

# Kilgore Memorial Library

## 2022 Nebraska Public Library Survey

### 1.0 - General Data

Survey Submission Deadline: February 17th, 2023

Click on question marks for a pop-up box with the question definition.

1.1	Legal Name of Library	KILGORE MEMORIAL LIBRARY
1.2	Street Address	520 NEBRASKA AVENUE
1.3	Mailing Address	520 NEBRASKA AVENUE
1.4	City	YORK
1.5	5-digit Zip code	68467
1.6	County	YORK
1.7	Library Telephone Number (enter as 402-123-4567)	(402) 363-2620
1.8	Library Fax Number (enter as 308-123-4567)	402-363-2601
1.9	Web Address of Library (URL)	<a href="https://libraries.ne.gov/york/">https://libraries.ne.gov/york/</a>
1.10	Library Director's E-mail Address	<a href="mailto:drobertson@cityofyork.net">drobertson@cityofyork.net</a>
1.11	Regional Library System	Southeast Library System
1.12	Local Population (2021 Official Census Estimate)	8,133
1.13	Population of Legal Service Area	8,133

## 2.0 - Library Facility (Central Library, Branches)

2.1	Number of branch libraries	0
2.2	Number of bookmobiles	0
2.3	Year current library facility was built	1986
2.4	Year of latest addition/major renovation	2013
2.5	Is this facility accessible?	Yes
2.6	Is the library board or foundation board currently working on a building plan or project?	No
2.7	Is there currently an active fundraising campaign for a new or renovated library building?	No
2.8	Is a new library construction or renovation project currently underway in your community?	No
2.9	If a new library construction or renovation project is currently underway in your community, what is the projected completion date?	N/A

The following questions refer to outlet data and most of these fields cannot be altered. Questions 2.10-2.20 and 2.26-2.32 are locked; if you need to make a notation, do so using the State Notepad.

2.10	FSCS ID	NE0256
2.11	LIB ID	284C
2.12	Library Name	KILGORE MEMORIAL LIBRARY
2.13	Street Address	520 NEBRASKA AVENUE
2.14	City	YORK

2.15	5-digit Zip code	68467
2.16	County of the Outlet	YORK
2.17	Phone	(402) 363-2620
2.18	Outlet Type Code	CE
2.19	Metropolitan Status Code	NO
2.20	Library Building(s) square footage	15,837
2.21	Number of Bookmobiles in the Bookmobile Outlet Record	0
2.22	Hours open for public service per year for each outlet, including central units, branches, and bookmobiles.	2,600

Minor variations in public service hours need not be included. Extensive hours closed to the public due to natural disasters or other events should be excluded from the count.

2.23

52

Number of weeks per year each library outlet is open.

For each bookmobile, count only the weeks during which the bookmobile is open to the public.

The count should be based on the number of weeks that a library outlet was open for half or more of its scheduled service hours. Extensive weeks closed to the public due to natural disasters or other events should be excluded from the count.

**Do not** calculate based on total number of service hours per year at the outlet level. For example, by dividing total hours by the average hours open per week. Round to the nearest whole number of weeks. If the library was open half or more of its scheduled hours in a given week, round up to the next week. If the library was open less than half of its scheduled hours, round down.

2.24      Number of weeks during the year that due to the Coronavirus (COVID-19) pandemic, an outlet building was physically closed and the public could not enter, when it otherwise would have been open.      0

**NOTE:** Round to the nearest whole number. If building did not close to the public due to the pandemic, enter zero. The sum of 2.23 and 2.24 should equal or be fewer than 52 weeks.

An outlet is considered physically closed when the public cannot access any library buildings or bookmobiles, regardless of staff access. A building can be physically closed but still offer virtual, Wi-Fi, or “curbside” services outside the building.

2.25 Number of weeks during the year that an outlet implemented limited public occupancy practices for in-person services at the library building in response to the Coronavirus (COVID-19) pandemic. 0

**NOTE:** Round to the nearest whole number. If building did not have a limited occupancy or similar practice due to the pandemic, enter zero.

Number should not be greater than 2.23.

Limited public occupancy practices can include reduced hours open, limits on the number of public members inside the physical building, appointment only on-site library use, visitor time limits, closed stacks or meeting rooms, etc.

2.26	Legal Basis Code	CI
2.27	Administrative Structure Code	SO
2.28	Geographic Code	PL1
2.29	FSCS Public Library Definition	Y
2.30	Interlibrary Relationship Code	ME
2.31	Legal Service Area Boundary Change	N
2.32	Number of Central Libraries	1
2.33	Public Service Hours Per Year (sum of all outlets - 2.22 )	2,600

2.34 No

Were any of the library's outlets physically closed to the public for any period of time due to the Coronavirus (COVID-19) pandemic?

NOTE: An outlet is considered physically closed when the public cannot access any library buildings or bookmobiles, regardless of staff access. A building can be physically closed but still offer virtual, Wi-Fi, or "curbside" services outside the building.

### 3.0 - Library Finance

3.1 Start date of Fiscal year 10/01/2021

3.2 End date of Fiscal year 09/30/2022

#### Revenue (Income)

**Local Government Operating Revenue:** This includes all local government funds, designated by the community, district, or region and available for expenditure by the public library. If the city, township, or county, pays some of the library expenses directly (e.g., salaries, utilities, insurance, grounds maintenance, etc.) *on behalf* of the library, these amounts should also be reported here. Do not include the value of any contributed or in-kind services or the value of any gifts and donations, library fines, fees, or grants.

3.3 City or Village Revenue \$593,743

Please list all **Townships** that *contribute funds to your library's operation*

3.4 Township Name (if contributes funds for the library) N/A

3.5 Township Revenue Amount \$0

Please list all **Counties** that *contribute funds to your library's operation*

3.6 County Name (if contributes funds for the library) York

3.7 County Revenue Amount \$17,500

3.8	Other Local Government Revenue - Description	N/A
3.9	Other Local Government Revenue - Amount	\$0
3.10	Total Local Government Revenue (3.3 + 3.5 + 3.7 + 3.9)	\$611,243

#### State Government Revenue:

These are all funds distributed to public libraries by Nebraska state government for expenditure by the public libraries. This does not include federal money distributed by the state. This does include funds received as Library State aid.

3.11	Library State Aid	\$1,925
3.12	NLC Continuing Education/Training Grant	\$0
3.13	Other State Government Revenue (e.g. NLC Internship grants)	\$1,000
3.14	Total State Government Revenue (3.11 + 3.12 + 3.13)	\$2,925

#### Federal Government Revenue:

This includes all federal government funds distributed to public libraries, including federal money distributed by the Library Commission as Library Improvement grants.

3.15	Federal Library Improvement Grant	\$2,000
3.16	NLC Youth Grant	\$0
3.17	Other Federal grant source - Enter the description of where funds came from (e.g. "ARPA Formula Grant")	ARPA Formula Grant
3.18	Other Federal grant amount- enter the dollar amount of the grant	\$5,908

3.19	Total Federal Government Revenue (3.15 + 3.16 + 3.18)	\$7,908
------	--	---------

#### Other Revenue:

This is all operating revenue other than that reported under local, state, and federal operating revenue. Include, for example, monetary gifts and donations received in the current year, interest, library fines, fees for library services, or grants. Do not include the value of any contributed or in-kind services or the value of any non-monetary gifts and donations.

3.20	Lender Compensation (paid by the Nebraska Library Commission)	\$1,027
------	---	---------

3.21	Regional Library System Grant(s)	\$0
------	----------------------------------	-----

3.22	Other (specify source - where the funds came from)	Contributions
------	--	---------------

3.23	Other Amount	\$15,038
------	--------------	----------

3.22	Other (specify source - where the funds came from)	Library Receipts
------	--	------------------

3.23	Other Amount	\$5,165
------	--------------	---------

3.24	Total Other Revenue (3.20 + 3.21 + 3.23)	\$21,230
------	--	----------

#### Total

3.25	Total Operating Revenue (3.10 + 3.14 + 3.19 + 3.24)	\$643,306
------	---	-----------

## Capital Revenue

Report all revenue to be used for major capital expenditures.

**Include** funds received for a) site acquisition; b) new buildings; c) additions to or renovation of library buildings; d) furnishings, equipment, and initial collections (print, non-print, and electronic) for new buildings, building additions, or building renovations; e) computer hardware and software used to support library operations, to link to networks, or to run information products; f) new vehicles; and g) other one-time major projects.

**Exclude** revenue to be used for replacement and repair of existing furnishings and equipment, regular purchase of library materials, and investments for capital appreciation. **Exclude** income passed through to another agency (e.g., foundations), or funds unspent in the previous fiscal year (e.g., carryover). Funds transferred from one public library to another public library should be reported by only one of the public libraries.

3.26	Local Government Capital Revenue	\$245,936
3.27	State Government Capital Revenue	\$0
3.28	Federal Government Capital Revenue	\$0
3.29	Other Capital Revenue	\$0
3.30	Total Capital Revenue (3.26 + 3.27 + 3.28 + 3.29)	\$245,936

## Non-resident Fees

3.31	Does the library charge a non-resident fee? (Do not include fees charged for NebrasKard)	No
3.32	If yes, who is charged for service?	N/A
If yes, what is the annual fee?		
3.33	Individual	N/A
3.34	Household	N/A
3.35	Number of non-resident cards issued this year (include renewals)	0

## Expenditures

**Operating Expenditures:** Report current and recurrent costs necessary to support library services. Significant costs, especially benefits and salaries that are paid by other taxing agencies (government agencies with the authority to levy taxes) *on behalf* of the library should be included. **Please do not report capital expenditures under this category.**

3.36	Salaries and Wages	\$285,547
3.37	Employee Benefits ( <i>including Social Security and FICA</i> )	\$57,596
3.38	Total Staff Expenditures (3.36 + 3.37)	\$343,143

Please Indicate which of the following benefits listed are provided to the [library director](#)

3.39	Health Insurance	Yes
3.40	Life Insurance	Yes
3.41	Unemployment Compensation	Yes
3.42	Sick Leave	Yes
3.43	Vacation Leave	Yes
3.44	Retirement Plan	Yes
3.45	Family Leave	Yes
3.46	Travel To Meetings, Conferences	Yes
3.47	Professional Memberships (NLA, ALA, etc.)	Yes
3.48	Continuing Education Workshops	Yes
3.49	Other (Please Specify)	

**Collection Expenditures:** This includes all operating expenditures from the library budget for materials in print, microform, electronic and other formats considered part of the collection, whether purchased, leased, or licensed. Exclude charges or fees paid for interlibrary loans and expenditures made for document delivery.

3.50	Library Materials in Print Format	\$45,520
3.51	Library Materials in Electronic Format (such as OverDrive and database/electronic collection expenditures)	\$4,295
3.52	Other Materials (includes audio and video physical units—Playaways, CDs, and DVDs)	\$3,954
3.53	Total Collection Expenditures (3.50 + 3.51 + 3.52)	\$53,769

#### Other Operating Expenditures

3.54	Computer hardware, accessories, and software	\$7,078
3.55	Electronic access (include online OPAC/ILS fees here)	\$16,611
3.56	Continuing Education	\$1,848
3.57	Miscellaneous (include facility, utilities, office supplies, insurance, contracts for services, and any other operating expenditures)	\$76,590
3.58	Total Other Operating Expenditures (3.54 + 3.55 + 3.56 + 3.57)	\$102,127
3.59	Total Operating Expenditures (3.38 + 3.53 + 3.58)	\$499,039
3.60	Total Capital Expenditures	\$89,064

## 4.0 - Library Collections

This section of the survey collects data on selected types of materials. It does not cover all materials (e.g. microform, scores, maps and pictures) for which expenditures are reported under Print Materials Expenditures, Electronic Materials Expenditures, and Other Material Expenditures (data elements #3.50, #3.51, and #3.52). Under this category, report only items the library has acquired as part of the collection, whether purchased, leased, licensed, or donated as gifts.

**Books (Print Format):** REPORT ONLY BOOKS IN PRINT. DO NOT INCLUDE SERIAL BACK FILES IN PRINT.

4.1 Number of books held at end of previous fiscal year 56,746

4.2 Number of books added during year (+) 3,291

4.3 Number of books withdrawn during year (-) 5,242

4.4 **Books held at end of current year (4.1 + 4.2 - 4.3)** 54,795

**Electronic Books (E-Books):** E-books are digital documents (including those digitized by the library), licensed or not, where searchable text is prevalent, and which can be seen in analogy to a printed book (monograph). Include non-serial government documents. E-books are loaned to users on portable devices (e-book readers) or by transmitting the contents to the user's personal computer for a limited time. Include e-books held locally and remote e-books for which permanent or temporary access rights have been acquired. Report the number of physical or electronic units, including duplicates, for all outlets. For smaller libraries, if volume data are not available, the number of titles may be counted. E-books packaged together as a unit (e.g., multiple titles on a single ebook reader) and checked out as a unit are counted as one unit. Please **exclude** public domain / uncopyrighted e-books that have unlimited access (e.g., Project Gutenberg).

Report the number of units. Report only items the library has selected as part of the collection. NOTE: For purposes of this survey, units are defined as "units of acquisition or purchase". The "unit" is determined by considering whether the item is restricted to a finite number of simultaneous users or an unlimited number of simultaneous users.

**Finite simultaneous use:** units of acquisition or purchase is based on the number of simultaneous usages acquired (equivalent to purchasing multiple copies of a single title). For example, if a library acquires a title with rights to a single user at a time, then that item is counted as 1 "unit"; if the library acquires rights to a single title for 10 simultaneous users, then that item is counted as 10 "units".

**Unlimited simultaneous use:** units of acquisition or purchase is based on the number of titles acquired. For example, if a library acquires a collection of 100 books with unlimited simultaneous users, then that collection would be counted as 100 "units".

4.5 Number of E-books held as part of the Nebraska OverDrive Libraries Group (shared collection) 35,054

4.6	Number of E-books held as part of other consortia (shared collection)	187
4.7	Number of E-books acquired or purchased directly by the library (e.g. OverDrive Advantage titles)	178
4.8	<b>E-Books held at end of current year (4.5 + 4.6 + 4.7)</b>	35,419

**Audio - Physical units:** These are materials circulated in a fixed, physical format on which sounds (only) are stored (recorded) and that can be reproduced (played back) mechanically, electronically, or both. Include records, audiocassettes, audio cartridges, audio discs (including audio-CD-ROMs), audio-reels, talking books, and other sound recordings stored in a fixed, physical format. Do not include downloadable electronic audio files.

Report the number of units, including duplicates. Items packaged together as a unit (e.g. two audiocassettes for one recorded book) and checked out as a unit are counted as one physical unit.

4.9	Number of audio physical units held at end of previous fiscal year	2,928
4.10	Number of audio physical units added during year (+)	2
4.11	Number of audio physical units withdrawn during year (-)	252
4.12	<b>Audio physical units held at end of current year (4.9 + 4.10 - 4.11)</b>	2,678

**Audio - Downloadable Units:** These are downloadable electronic files on which sounds (only) are stored (recorded) and that can be reproduced (played back) electronically. Report the number of units. Report only items the library has selected as part of the collection.

NOTE: For purposes of this survey, units are defined as "units of acquisition or purchase". The "unit" is determined by considering whether the item is restricted to a finite number of simultaneous users or an unlimited number of simultaneous users.

**Finite simultaneous use:** units of acquisition or purchase is based on the number of simultaneous usages acquired (equivalent to purchasing multiple copies of a single title). For example, if a library acquires a title with rights to a single user at a time, then that item is counted as 1 "unit"; if the library acquires rights to a single title for 10 simultaneous users, then that item is counted as 10 "units".

**Unlimited simultaneous use:** units of acquisition or purchase is based on the number of titles acquired. For example, if a library acquires a collection of 100 books with unlimited simultaneous users, then that collection would be counted as 100 "units".

4.13	Number of Audio Downloadable titles held as part of the Nebraska OverDrive Libraries Group (shared collection)	23,048
4.14	Number of Audio Downloadable titles held as part of other consortia (shared collection)	1,042
4.15	Number of Audiobooks acquired or purchased directly by the library (e.g. OverDrive Advantage titles)	115
4.16	Audio downloadable titles held at end of current year (4.13 + 4.14 + 4.15)	24,205

**Video - Physical units:** These are materials circulated in a fixed, physical format on which moving pictures are recorded, with or without sound. Electronic playback reproduces pictures, with or without sound, using a television receiver or computer monitor. Video formats may include tape, DVD and CD-ROM. Do not include downloadable electronic video files.

Report the number of units, including duplicates. Items packaged together as a unit (e.g. two audiocassettes for one recorded book) and checked out as a unit are counted as one physical unit.

4.17	Number of video physical units held at end of previous fiscal year	4,108
4.18	Number of video physical units added during year (+)	390
4.19	Number of video physical units withdrawn during year (-)	41
4.20	Video physical units held at end of current year (4.17 + 4.18 - 4.19)	4,457

**Video - Downloadable Units:** These are downloadable electronic files on which moving pictures are recorded, with or without sound. Electronic playback reproduces pictures, with or without sound, using a television receiver, computer monitor or video-enabled mobile device. Report the number of units. Report only items the library has selected as part of the collection.

**NOTE:** For purposes of this survey, units are defined as "units of acquisition or purchase". The "unit" is determined by considering whether the item is restricted to a finite number of simultaneous users or an unlimited number of simultaneous users.

**Finite simultaneous use:** units of acquisition or purchase is based on the number of simultaneous usages acquired (equivalent to purchasing multiple copies of a single title). For example, if a library acquires a title with rights to a single user at a time, then that item is counted as 1 "unit"; if the library acquires rights to a single title for 10 simultaneous users, then that item is counted as 10 "units"

**Unlimited simultaneous use:** units of acquisition or purchase is based on the number of titles acquired. For example, if a library acquires a collection of 100 books with unlimited simultaneous users, then that collection would be counted as 100 "units".

4.21 Number of video downloadable titles held as part of consortia (shared collection) 0

4.22 Number of video downloadable titles acquired or purchased directly by the library 0

4.23 Video downloadable titles held at end of current year (4.21 + 4.22) 0

**Federal:** OverDrive consortium no longer has video titles.

**Print Serials Subscriptions:** Report the number of current print serial subscriptions, including duplicates, for all outlets. Examples of serials are periodicals (magazines), newspapers, annuals, some government documents, some reference tools, and numbered monographic series.

4.24 Number of print serials subscriptions held at end of previous fiscal year 2

4.25 Number of print serials subscriptions added during year (+) 0

4.26 Number of print serials subscriptions withdrawn during year (-) 1

4.27 Print Serial Subscriptions held at end of current year (4.24 + 4.25 - 4.26): 1

**Other Materials:** Include here other materials in the library's collection, not already counted. This could include pamphlets, framed art, sculpture, cake pans, patterns, or any other items the library circulates to the public.

4.28 Description of Other Materials Cake Pans, Equipment

4.29 Number of other materials held at end of previous fiscal year 325

4.30 Number of other materials added during year (+) 0

4.31 Number of other materials withdrawn during year (-) 0

4.32 Other Materials held at end of current year (4.29 + 4.30 - 4.31) 325

### Total Collection

4.33 Total Materials held at end of previous fiscal year (4.1 + 4.9 + 4.17 + 4.24 + 4.29) 64,109

4.34 Total Materials added during year (4.2 + 4.10 + 4.18 + 4.25 + 4.30) 3,683

4.35 Total Materials withdrawn during year (4.3 + 4.11 + 4.19 + 4.26 + 4.31) 5,536

4.36 Total Materials held at end of current year (4.4 + 4.8 + 4.12 + 4.16 + 4.20 + 4.23 + 4.27 + 4.32) 121,880

4.37 Total Physical Items in the Collection (4.4 + 4.12 + 4.20 + 4.32) 62,255

**Other Non-Circulating Items (in-house use)** NOTE: Only report items that are included in the library catalog:

4.38 Other non-circulating items description n/a  
(Describe non-circulating items in collection - e.g. headphones, microfilm, etc.)

4.39 Other non-circulating items use (optional N/A  
- Report the number of times items were used in-house)

## 5.0 - Library Services

5.1	Number of registered borrowers	4,077
5.2	Annual Library Visits	36,648
5.3	Regarding the number of library visits entered, is this an annual <b>count</b> or an annual <b>estimate</b> based on a typical week or weeks?	CT - Annual Count
5.4	Annual Reference Transactions	4,972
5.5	Regarding the number of reference transactions entered, is this an annual <b>count</b> or an annual <b>estimate</b> based on a typical week or weeks?	ES - Annual Estimate Based on Typical Week(s)
5.6	Annual Uses of Public Internet Computers	6,849
5.7	Regarding the number of uses of public internet computers, is this an annual <b>count</b> or an annual <b>estimate</b> based on a typical week or weeks?	CT - Annual Count
5.8	Circulation of Adult Materials (excluding downloadable materials)	25,827
5.9	Circulation of Adult Downloadable Materials (Such as OverDrive ebooks & digital audio or video material) - Prefilled number is for <i>OverDrive circulations only</i> . If you have another vendor, you will need to add those circulations to the prefilled number.	14,115
5.10	Total Annual Circulation of Adult Materials (5.8 + 5.9)	39,942
5.11	Circulation of Children's Materials (excluding downloadable materials)	37,734

5.12	Circulation of Children's Downloadable Materials (Such as OverDrive ebooks & digital audio or video material) - Prefilled number is for <i>OverDrive circulations only</i> . If you have another vendor, you will need to add those circulations to the prefilled number.	3,247
5.13	Total Annual Circulation of Children's Materials (5.11 + 5.12)	40,981
5.14	Total Annual Circulation of Other Physical Items.	64
5.15	Total Physical Item Circulation (5.8 + 5.11 + 5.14)	63,625
5.16	Use of Electronic Materials (5.9 + 5.12)	17,362
5.17	Total Circulation of Library Materials (5.15 + 5.16)	80,987

**Electronic Collections (Databases):** Report the number of electronic collections. An electronic collection is a collection of electronically stored data or unit records (facts, bibliographic data, abstracts, texts) with a common user interface and software for the retrieval and use of the data. An electronic collection may be organized, curated and electronically shared by the library, or rights may be provided by a third party vendor. An electronic collection may be funded by the library, or provided through cooperative agreement with other libraries, or through the Nebraska Library Commission. Do not include electronic collections that are provided by third parties and freely linked to on the web.

**Electronic Collections do not have a circulation period**, and may be retained by the patron. Remote access to the collection may or may not require authentication. Unit records may or may not be included in the library's catalog; the library may or may not select individual titles. Include electronic collections that are available online or are locally hosted by the library.

Report the number of electronic collections acquired through curation, payment or formal agreement, by source of access.

5.18	Number of licensed electronic collections/databases funded locally or through other cooperative agreements	0
------	--	---

**Description and Use of Locally Funded Electronic Collections/Databases: Description and Use of Electronic Collections:** We would like to know which electronic collections/databases the library provides (not including *NebraskaAccess*), and the number of annual uses. This is a two part question: You first add a description of ALL electronic collections in number 5.19 (e.g. Zinio, Freegal, Mango Languages, etc.), and then report the TOTAL number of annual uses for ALL databases in number 5.20. Count each item downloaded or each session as a "use". *Do not count searches as uses.*

**NOTE: We no longer require you to itemize each database use. List ALL database names in 5.19 (separate by a comma), and the TOTAL number of uses in 5.20.**

5.19	Name or description of each locally funded electronic collection/database. Note: List all databases, separated by a comma.	N/A
5.20	Successful retrieval of electronic information ( <b>Total</b> annual uses of locally funded electronic collections)	0
5.21	Number of licensed electronic collections/databases funded by the Nebraska Library Commission	28
5.22	Total Licensed Databases (5.18 + 5.21)	28
5.23	Electronic content use (5.16 + 5.20)	17,362
5.24	Total collection use (5.15 + 5.16 + 5.20)	80,987
5.25	Total library materials loaned to other libraries	538
5.26	Total library materials borrowed from other libraries	68
5.27	Number of NebrasKard registrations issued in this fiscal year	12
5.28	If your library is an OverDrive Advantage member, do you share titles through the Advantage Plus option?	No
5.29	If yes, Report the number of uses of those Advantage Plus titles by patrons of other libraries during the reporting period (your fiscal year).	N/A

**Programs:** A program is any planned event which introduces the group of attending to any of the broad range of library services or activities or which directly provides information to participants.

**Children's Programs, Age 0-5:** A program session targeted at children ages 0-5 is any planned event for which the primary audience is infants, toddlers, or preschool-age children. Examples of these types of program sessions include, but are not limited to, story hours, every child ready to read programs, musical or sing-along events, and puppet shows. Include program sessions aimed at children ages 0-5 even if adult caregivers also attend. Each program session should only be counted in one age category based on its primary target audience.

**Children's Programs, Age 6-11:** A program session targeted at children ages 6-11 is any planned event for which the primary audience is elementary-school-age children. Examples of these types of program sessions include, but are not limited to, story hours, science events, crafting classes, and summer reading events. Include program sessions aimed at children ages 6-11 even if adult caregivers also attend with the children. Each program session should only be counted in one age category based on its primary target audience.

**Young Adult Programs, Age 12-18:** A young adult program session is any planned event for which the primary audience is young adults ages 12 to 18 years. Examples of these types of program sessions include, but are not limited to, book clubs, college prep programs, teen tech or gaming clubs, and summer reading events. Each program session should only be counted in one age category based on its primary target audience.

**Adult Programs, Age 19+:** An adult program session is any planned event for which the primary audience is adults age 19 or older. Examples of these types of program sessions include, but are not limited to, book discussions, citizenship classes, and lectures.

**General Interest Programs:** A general interest program session is any planned event that is appropriate for any age group or multiple age groups. Include all-age, all-library, family, and intergenerational program sessions. Examples of these types of program sessions include, but are not limited to, family game nights, holiday events, storytelling programs, or chess clubs. Include all programs here that do not fit into the other age category elements. Each program session should only be counted in one age category based on its primary target audience; do not include program sessions here that have already been counted in earlier age category elements. Avoid including program sessions that are targeted at more than one non-adult age category (and are not targeted at adults); these should be counted in the child or young adult age category that best represents the target audience.

Each program session should only be counted in one category based on its primary target audience. There are three categories for live programs offered by the library, and various age groups for target audiences.

### 1. Live, In-Person Onsite Programs:

An in-person onsite program session is any planned event that includes an in-person attendance option and takes place at library facilities. Examples include, but are not limited to, a job skills class in the library or a nature program on the library grounds. Regardless of the number of formats in which a program session is offered, each program session should only be counted once and in one format category. Include in-person program sessions that also have a virtual attendance option and count them as a single program session.

Attendance: The count of in-person attendance at program sessions that take place at library facilities. Regardless of the number of formats in which a program session is offered, each attendee should only be counted once. Each attendee should be counted in the format category in which they attended the program session. For in-person onsite programs that also have a virtual component, exclude virtual attendance; this should be counted under Live, Virtual Program Attendance.

### 2. Live, In-Person Offsite Programs:

An in-person offsite program session is any planned event that includes an in-person attendance option and takes place somewhere other than the library or the library grounds. Examples include, but are not limited to, facilitating a book club at a local nursing home, hosting a storytime at a local farmers' market, or visiting a school to present about library services. Regardless of the number of formats in which a program session is offered, each program session should only be counted once and in one format category. Include in-person program sessions that also have a virtual attendance option and count them as a single program session.

Attendance: The count of in-person attendance at program sessions that take place somewhere other than the library. Regardless of the number of formats in which a program session is offered, each attendee should only be counted once. Each attendee should be counted in the format category in which they attended the program session. For in-person offsite programs that also have a virtual component, exclude virtual attendance; this should be counted under Live, Virtual Program Attendance.

3. **Live, Virtual Programs:** A live virtual program session is any planned event that is streamed virtually and can be viewed live as it progresses (i.e., live-streaming). Regardless of the number of formats in which a program session is offered, each program session should only be counted once and in one format category. Include virtual program sessions that are also recorded. Include program sessions hosted on Facebook Premiere that are facilitated by a staff member. Count virtual program sessions at the administrative entity level; do not duplicate numbers at each branch. Exclude program sessions that also have an in-person component; these should be counted under Live In-Person Onsite Program Sessions or Live In-Person Offsite Program Sessions.

**Attendance:** The count of live attendance at virtual program sessions. Regardless of the number of formats in which a program session is offered, each attendee or view should only be counted once. Each attendee should be counted in the format category in which they attended or viewed the program session. Count each participant device connected to a virtual program as a single attendee. For program sessions hosted on Facebook Live, YouTube Live, or similar platforms, count peak concurrent viewers. For those hosted on videoconferencing platforms, count the maximum number of non-staff participants during the session.

For virtual program sessions that are also recorded for later, on-demand, asynchronous viewing, exclude views that occur after the session has ended; these should be counted under Total Views of Virtual Program Presentations. For program sessions that also have an in-person component, exclude in-person attendance; this should be counted under Live In-Person Onsite Program Attendance or Live In-Person Offsite Program Attendance.

4. **Recorded Program Presentations:** A recorded program presentation is any recording of program content that cannot be viewed live as it unfolds (i.e., on-demand streaming). Only include program presentations posted during the reporting period. Regardless of the number of platforms on which a presentation is posted, count each unique presentation only once. Include program sessions hosted on Facebook Premiere that are not facilitated by a staff member. Count asynchronous program presentations at the administrative entity level; do not duplicate numbers at each branch. Include recordings of synchronous program sessions that were available for asynchronous viewing after the session ended. Recorded program presentations are NOT counted by age group (only one count for all recorded presentations).

**Views:** Report the number of views of recorded program presentations for a period of thirty (30) days after the presentation was posted, even if that period extends beyond the survey reporting period (or fiscal year). For program presentations made available via Facebook, count unique 1-minute views of each video. For those made available via other platforms, count unique views of each video.

**Programs (Do not include recordings of programs, only live or virtual events)**

5.30	Number of Programs (live, virtual, onsite, and offsite) Targeted to Age 0-5	52
5.31	Number of Programs (live, virtual, onsite, and offsite) Targeted to Age 6-11	20
5.32	Number of Children's Programs (5.30 + 5.31)	72

5.33	Number of Programs (live, virtual, onsite, and offsite) Targeted to Age 12-18	24
5.34	Number of Programs (live, virtual, onsite, and offsite) Targeted to Age 19+	0
5.35	Number of General Interest Programs (live, virtual, onsite, and offsite)	1
5.36	Total Programs (5.30 + 5.31 + 5.33 + 5.34 + 5.35)	97

For the following questions, only report programs once. For hybrid programs (e.g. held both onsite in the library building and broadcast live virtually, report only in the onsite category).

5.37	Of the Total Programs, how many were held onsite (e.g. in the library or on the library grounds)?	96
5.38	Of the Total Programs, how many were held offsite?	1
5.39	Of the Total Programs, how many were live, virtual programs?	0
5.39b	Total of Programs Held Onsite, Offsite, and Virtually (5.36 + 5.37 + 5.38)	97

Program Attendance ( Do not include views of program recordings, only live attendance)

5.40	Program Attendance Targeted to Age 0-5	2,259
5.41	Program Attendance Targeted to Age 6-11	1,204

**Federal:** Our library is offering more programs targeting this age group.  
**Local:** Our library is offering more programs targeting this age group.

5.42	Total Program Attendance, Age 0-11 (5.40 + 5.41)	3,463
5.43	Program Attendance Targeted to Age 12-18	335

5.44	Program Attendance Targeted to Age 19+	0
5.45	Program Attendance Targeted to General Interest	147
5.46	Total Program Attendance (5.40 + 5.41 + 5.43 + 5.44 + 5.45)	3,945

For the following questions, only *report program attendance once*. For hybrid programs (e.g. held both onsite in the library building and broadcast live virtually, report live attendees in either 5.47 or 5.48 (onsite or off-site), and virtual attendees in 5.49.

5.47	Of the Total Program Attendance, how many <i>onsite</i> attendees were there?	3,798
5.48	Of the Total Program Attendance, how many <i>offsite</i> attendees were there?	147
5.49	Of the Total Program Attendance, how many <i>virtual</i> attendees were there?	0
5.49b	Total of Program Attendance Held Onsite, Offsite, and Virtually (5.47 + 5.48 + 5.49)	3,945

#### Recorded Program Presentations

5.50	Number of Recorded Program Presentations Offered	0
5.51	Number of Views of Recorded Program Presentations Within 30 Days After the Presentation Was Posted	0
5.52	Number of Total Views of Recorded Program Presentations Within the Reporting Period (fiscal year)	0

Self-directed Activities (aka "drop-in activities" or "passive activities"). A Self-directed Activity is a planned, independent activity available for a definite time period which introduces participating individuals to any of the broad range of library services or activities which directly provide information to participants. Activities differ from programs in that activities are unstructured and depend on the participation of the attendee to create the experience, rather than a structured presentation offered by library staff or volunteers to a group at a set time. Examples of passive activities include DIY stations, 1,000 Books Before Kindergarten, Frequent Reader Clubs, and Take and Make kits. This does not include informal services such as homework help. Count all activities, whether held on- or off-site, that are sponsored or co-sponsored by the library. Exclude activities sponsored by other groups that use library facilities.

#### Children's Self-Directed Activities

5.53 Enter the number of children's self-directed activities for which the primary audience is children, age 11 and younger. Enter the activity participation for the reporting period (fiscal year). 57

#### Young Adult Self-Directed Activities

5.54 Enter the number of young adult self-directed activities for which the primary audience is 12 through 18 years old. Enter the activity participation for the reporting period (fiscal year). 0

#### Adult/General Interest Self-Directed Activities

5.55 Enter the number of adult/general interest self-directed activities for which the primary audience is adult or not specific to one age group. Enter the activity participation for the reporting period (fiscal year). 0

**Summer Reading Programs:** Please include the attendance at summer reading programs in the general program attendance counts above, as well as the summer reading program counts below.

5.56 Did the library have a summer reading program for children? Yes

5.57 If yes, how many children participated in the program? 238

5.58 Did the library have a summer reading program for young adults? Yes

5.59 If yes, how many young adults participated in the program? 34

5.60 Did the library have a summer reading program for adults? Yes

5.61 If yes, how many adults participated in the program? 157

**Public Services During COVID-19:** Answer Yes or No to the following questions about library services provided during COVID-19 library closures or modified schedules.

5.62 Did library staff continue to provide services to the public during any portion of the period when the building was physically closed to the public due to the Coronavirus (COVID-19) pandemic? No

5.63 DURING the COVID-19 pandemic: Did the library allow users to complete registration for library cards online without having to come to the library? Yes

5.64 Did the library provide reference service via the Internet or telephone when the building was physically closed to the public during the Coronavirus (COVID-19) pandemic? (include e-mail, text, and chat) Yes

5.65 Did the library provide 'outside' service for circulation of physical materials at one or more outlets during the Coronavirus (COVID-19) pandemic? Yes

5.66 DURING the COVID-19 pandemic: Did the library intentionally provide Wi-Fi Internet access to users outside the building at one or more outlets? Yes

5.67 DURING the COVID-19 pandemic: Did the library increase access to Wi-Fi Internet access to users outside the building at one or more outlets? Yes

5.68 DURING the COVID-19 pandemic: Did library staff work for other government agencies or nonprofit organizations instead of, or in addition to, their normal duties? No

## Overdue Fines:

5.69 Does your library charge overdue fines for overdue library materials? Please choose one of the options. Overdue fines do not include charges for lost or stolen items, but fines for items that are overdue: No

5.70 If you charge fines by material type, please indicate all the items below that you charge overdue fines for:

Books	No
DVD	No
CD	No
Large Print	No
Other (specify)	
N/A	No

5.71 If you charge fines by borrower category, please indicate all the groups that you charge for:

Children (11 and under)	No
Young Adult (12-18)	No
Adult (19-54)	No
Senior (55+)	No
Other (specify)	
N/A	No

## Meeting Room Use:

5.72 Do you make a meeting room or rooms available for public use? A meeting room is a separate space in a library building set aside for meetings. The library may or may not charge a fee for the use of the room. Yes

5.73 If yes, please report the number of times the meeting room(s) was/were used by outside groups/individuals for events not sponsored or co-sponsored by the library. 340

5.74 If yes, does the library charge a fee for the use of the room(s)? No

## 6.0 - Library Technology

6.1 Name of Automation Software/Integrated Library System (ILS) Biblionix Apollo

6.2 Public Internet Access Provided? Yes

6.3 Number of Internet computers used by the public 11

6.4 Name of Internet Filtering Software used (if applicable) *Please note: we are asking here about software used to block certain web sites from displaying, not anti-virus or anti-spyware programs.* SonicWall CFS

6.5 Internet Service Provider Allo

6.6 Type of Primary Internet Connection Fiber Optic

6.7 Wireless Internet access available for patrons? Yes

Report the number of wireless sessions provided by the library wireless service annually. ***If a count is not available by using methods like hardware logging or network scanning, enter NA.*** Count one session for each time a device connects to the library's wireless network, regardless of the duration of connection. If possible, only count sessions for patron devices and exclude library devices such as routers, access points, printers, and public access computers; otherwise, if patron devices cannot be isolated, report sessions for all devices.

**NOTE:** If an annual count of wireless sessions is unavailable, count wireless sessions during a typical week or weeks ***using methods like hardware logging or network scanning, and multiply the count to represent an annual estimate. (Do not conduct visual surveys of devices in use as a method to establish a count of a typical week.)*** A "typical week" is a time that is neither unusually busy nor unusually slow. Avoid holiday times, vacation periods for key staff, or days when unusual events are taking place in the community or in the library. Choose a week in which the library is open its regular hours.

6.8 **Number of Wireless Internet sessions/logins provided by the library annually.** 12,706

**NOTE:** If you do not collect these data with hardware logs, network scanning, or other software, enter NA.

6.9 **Regarding the number of Wireless Internet sessions/logins, is this an annual *count* or an annual *estimate* based on a typical week or weeks?** CT - Annual Count

6.10 **Maximum download speed of main Internet Connection. To run a speed test, we recommend: <https://speed.measurementlab.net/#/>** 100.0 Mbps - 1 Gbps

6.11 **Does your library have a makerspace?** No

**Virtual Library Visits:** Unique visitors is the number of inferred individual people as determined by IP address (filtered for spiders and robots), within a designated reporting timeframe (*each day*), with activity consisting of one or more visits to a site. Each individual is counted only once in the unique visitor measure for the reporting period, in this case, *each day*. The number of annual virtual visits can be calculated by summing the number of unique visitors each day for a one month time period. You may also report an annual figure based on a "typical week" (see definition below). Multiply by 52 weeks for an estimated annual total. A "typical week" is a week that is neither unusually busy nor unusually slow. Avoid holiday times, vacation periods for key staff, or days when unusual events are taking place in the community or the library. Choose a week in which the library is open its regular hours. Include seven consecutive calendar days, from Sunday through Saturday (or whenever the library is usually open).

**NOTE:** If your library has a website hosted by NLC, this number will be prefilled.

6.12 **Total annual number of virtual visitors to library's website (if this number is not available, enter 0).** 47,270

6.13 **Does your library make available the following technologies for use by patrons?**

3D printer(s)	No
3D scanner(s)	No
Laser cutter(s)	No
Vinyl cutter(s)	No
CNC router(s)	No
Sewing or embroidery machine(s)	No
Laptop(s)	No
Tablet computer(s) (e.g., iPad, Kindle, Nook)	No
Early learning technology(ies) (e.g., AWE or tablet computers dedicated to pre-K)	No
Digital media production lab (e.g., creating videos, digital music, editing, etc.)	No
Recreational gaming console(s) (e.g., Xbox, PlayStation, etc.)	Yes
Robotics	No
Electronics (e.g., LittleBits, SparkFun, Arduino, Makey Makey Kits, etc.)	No
Augmented or virtual reality equipment/headsets	No
Code Camp services (e.g. Prenda, CodaKid)	No
Video game design/development (Unity, GameMaker, BuildBox)	No

3d modeling software (e.g. Autodesk Maya, Blender, TinkerCad) No

Other

6.14 If yes, does your library offer technology training on these topics? (Include training that library partners provide/offer as well as those offered by library staff).

Recreational gaming console(s) (e.g., Xbox, PlayStation, etc.) No

Other No

6.15 Does your library offer digital literacy training or assistance on the following topics? (include training that library partners provide/offer as well as those offered by library staff)

**Online Security** (e.g. password security, virus protection, phishing, other threats to digital safety) Yes - Informal or one on one training

**Online Communication** (e.g. email best practices, social media use, creating positive online identity) Yes - Informal or one on one training

**Buying Things Online** (e.g. secure payment options, finding trusted websites, identity theft support) Yes - Informal or one on one training

**Online Etiquette** (e.g. cyberbullying, forum and social media behavior, empathy in texting) Yes - Informal or one on one training

**Digital Law** (e.g. copyright, intellectual freedom, proper vs improper use of online materials) Yes - Informal or one on one training

**Digital Health & Wellness** (e.g. screen time balance, ergonomic computer stations, communication breakdowns) Yes - Informal or one on one training

**Online Privacy** (e.g. who tracks data online, data brokers, reading privacy policies, changing privacy settings) Yes - Informal or one on one training

Hotspots:

6.16 Does your library have a hotspot lending program where hotspots can be borrowed from the library? No

6.17 If yes, how many hotspots does your library currently lend? N/A

## 7.0 - Staffing

Report figures as of the last day of the fiscal year. Include all positions funded in the library's budget whether those positions are filled or not. **Please note: this is not a measure of individuals, but of Full-Time Equivalents (FTE).** To ensure comparable data, 40 hours per week has been set as the measure of full-time equivalents (FTE). For example, 60 hours per week of part-time work by employees in a staff category divided by the 40-hour measure equals 1.50 FTEs. If you work 25 hours each week, your FTE would be  $25 \div 40 = .625$ .

7.1 Total number of paid librarians 10

7.2 Total number of all paid librarian *hours worked per week* 226

7.3 Total paid librarians - FTE ( $7.2 \div 40$ ) 5.65

7.4 How many of the paid librarians from number 7.1 have an ALA accredited MLS degree? 1

7.5 Total number of all paid ALA-MLS librarian *hours worked per week* 40

7.6 Total paid ALA-MLS librarians - FTE ( $7.5 \div 40$ ) 1.00

7.7 Total number of all other non-librarian paid staff (not counted in 7.1) 2

7.8 Total number of *hours worked per week* of other non-librarian paid staff 20

7.9 All Other Paid Staff in Full-Time Equivalents ( $7.8 \div 40$ ) 0.50

7.10 Total paid employees in Full-Time Equivalents ( $7.3 + 7.9$ ) 6.15

Please provide the following information about the director position for your library:

7.11 Job Title Director

7.12 Hourly Wage \$39.46

#### Volunteer Information

7.13 Total number of volunteers 6.00

7.14 Estimate the number of total volunteer hours per week 26.00

### 8.0 - Narrative Section

The Nebraska Library Commission wants to know how your library is making a difference in your community. Please describe major successes and challenges from the past year. Include information about significant programs, people, services and events, and information. Thanks! *(Please note, there is a 4000 character limit.)*

8.1

Our library works hard to make a difference in our community. Examples of this work include: Having regular Vision 2025 meetings with a group of citizen's interested in helping the library grow services valuable to the community. Library staff from youth services work close with the after school program at our elementary and middle schools. Library director is on the board of the local York County Health Coalition working to highlight community needs and working to improve the quality of life in our community. The City has funded major capital improvements for the library. Our library also continues to benefit from our partnership with the York Public Schools Sixpence Program. This year an outdoor Music Garden was funded which adds seating and entertainment along the front exterior of our building.

## 9.0 - Certification

I hereby certify that the information in this report is accurate and complete to the best of my knowledge.

9.1 Name of Director or other authorized individual      Deb Robertson

9.2 Title      Library Director

9.3 Date

## Submission of Survey

Once the survey is completed, click the Blue "Save" button in the upper-right hand corner, then click on the "Show Status" link in the upper-left hand corner.

Step 1. Verify all questions have been answered by clicking "Unanswered Questions" in the Status section. Review and answer the "Required Unanswered Questions" first, then click the down arrow and do the same with "All Unanswered Questions."

Step 2. Review any questions that might have been flagged.

Step 3. Click on "Edit Checks" and correct or add a note for all questions listed. All of the questions must pass their edit checks before a survey can be submitted.

Step 4. Go back to the top of the Status page and click on the printer icon. Print and save a copy of the survey and annotation reports.

Step 5. Return to the Status section, click on the "Submit" button, then click on the blue "Submit Survey" button.

**POLICE DEPARTMENT MONTH END REPORT**

**January 2023**

**\*\*\*CFS = CALLS FOR SERVICE\*\*\***

Accidents calls in total . . . . .	26
Cases . . . . .	14
CFS only . . . . .	12
Property damage accidents . . . . .	16
Hit & run accidents . . . . .	6
Personal injury accidents (persons injured -2) . . . . .	4
Fatality accidents . . . . .	0
Number of vehicles involved in accidents . . . . .	49
 Total Mileage patrolled . . . . .	 .11,053
(800- 426: 802 – 470; 803 – 2657; 804 – 2110	
805 -- 2341; 806 –1432 ; 809-- 1617)	
 Total Calls for Service (CFS) . . . . .	 693
 Tickets Issued—(T-traffic/ P-parking/ A-animal/ H-Notification-health)	
<b>T-Citations –27 ; P-Citations – ;</b>	
<b>T-Warnings – 16 ; P-Warnings -35-; A-Warnings – 27; H-Warnings - 4</b>	
<b>P-Non-moving Violation-- 14 ; Defects— 11; H-Notifications -- ;</b>	
<b>Verbal Warnings (all) -- 178 ;</b>	
 Health/Vegetation CFS . . . . .	 14
Animal/dog bite CFS . . . . .	26
Parking related CFS . . . . .	26
Extra/Special Services-(Escorts ; Other chks ; Aid ; Patrol) . . . . .	38
School checks . . . . .	10
Welfare Checks . . . . .	14
Alarms (Business/Residential) . . . . .	17
Traffic related CFS (Stops-Offenses-Mot. Asst- ) . . . . .	251
Juvenile involved CFS (juv-runaway/missing/kidnapping-abduction). . . . .	9
HHS-Child Abuse/Neglect-Adult Protective Services . . . . .	17
Assaults/Sexual Assaults reports/investigated . . . . .	4
Disturbance/Disorderly Conduct CFS . . . . .	27
Vandalism/Property Damage (Criminal Mischief) reported/investigated . . . . .	4
Forgery/Fraud reported/investigated . . . . .	6
Burglary reported/investigated . . . . .	6
Larceny (Theft-Motor Veh) reported/investigated . . . . .	20
Criminal Offenses (Cases Made) . . . . .	45
-Citations in lieu of Arrest. . . . .	10
-Arrests . . . . .	19

**Board of Public Works**  
January 17, 2023 4:00 PM  
City Administrator's Office

Attendance taken at 4:00 P.M.

Present Board Members:

Marlowe Wall  
Kenny Ekeler  
Bill Williamsen  
Carston Staehr

Absent:

Matt Leif

Also Present:

James Paul, Director of Public Works

1. Agenda

2. Roll Call

3. Review Minutes of Last Meeting

**Motion Passed:** Minutes of the November meeting passed with a motion by Bill Williamsen and a second by Marlowe Wall.

Marlowe Wall	Yes
Matt Leif	Absent
Bill Williamsen	Yes
Kenny Ekeler	Yes
Carston Staehr	Yes

4. Farm Management Report

**Motion Passed:** The November Farm Management Report passed with a motion by Marlowe Wall and a second by Bill Williamsen.

Marlowe Wall	Yes
Matt Leif	Absent
Bill Williamsen	Yes
Kenny Ekeler	Yes
Carston Staehr	Yes

**Motion Passed:** The December Farm Management Report passed with a motion by Bill Williamsen and a second by Kenny Ekeler.

Marlowe Wall	Yes
Matt Leif	Absent
Bill Williamsen	Yes
Kenny Ekeler	Yes
Carston Staehr	Yes

## 5. Wastewater Financial Reports

**Motion Passed:** The November Wastewater Financial Report passed with a motion by Marlowe Wall and a second by Kenny Ekeler.

Marlowe Wall	Yes
Matt Leif	Absent
Bill Williamsen	Yes
Kenny Ekeler	Yes
Carston Staehr	Yes

**Motion Passed:** The December Wastewater Financial Report passed with a motion by Kenny Ekeler and a second by Bill Williamsen.

Marlowe Wall	Yes
Matt Leif	Absent
Bill Williamsen	Yes
Kenny Ekeler	Yes
Carston Staehr	Yes

## 6. Water Financial Reports

**Motion Passed:** The November Water Financial Report passed with a motion by Bill Williamsen and a second by Kenny Ekeler.

Marlowe Wall	Yes
Matt Leif	Absent
Bill Williamsen	Yes
Kenny Ekeler	Yes
Carston Staehr	Yes

**Motion Passed:** The December Water Financial Report passed with a motion by Bill Williamsen and a second by Marlowe Wall.

Marlowe Wall	Yes
Matt Leif	Absent
Bill Williamsen	Yes
Kenny Ekeler	Yes
Carston Staehr	Yes

## 7. Wastewater Claims

**Motion Passed:** The November Wastewater Claims passed with a motion by Kenny Ekeler and a second by Bill Williamsen.

Marlowe Wall	Yes
Matt Leif	Absent
Bill Williamsen	Yes
Kenny Ekeler	Yes
Carston Staehr	Yes

**Motion Passed:** The December Wastewater Claims passed with a motion by Bill Williamsen and a second by Kenny Ekeler.

**Marlowe Wall**      **Yes**  
**Matt Leif**        **Absent**  
**Bill Williamsen** **Yes**  
**Kenny Ekeler**    **Yes**  
**Carston Staehr** **Yes**

**8. Water Claims**

**Motion Passed:** The November Water Claims passed with a motion by Bill Williamsen and a second by Marlowe Wall.

**Marlowe Wall**      **Yes**  
**Matt Leif**        **Absent**  
**Bill Williamsen** **Yes**  
**Kenny Ekeler**    **Yes**  
**Carston Staehr** **Yes**

**Motion Passed:** The December Water Claims passed with a motion by Bill Williamsen and a second by Kenny Ekeler.

**Marlowe Wall**      **Yes**  
**Matt Leif**        **Absent**  
**Bill Williamsen** **Yes**  
**Kenny Ekeler**    **Yes**  
**Carston Staehr** **Yes**

**9. Director of Public Works Report**

**Motion Passed:** The November Director of Public Works Report passed with a motion by Bill Williamsen and a second by Kenny Ekeler.

**Marlowe Wall**      **Yes**  
**Matt Leif**        **Absent**  
**Bill Williamsen** **Yes**  
**Kenny Ekeler**    **Yes**  
**Carston Staehr** **Yes**

**Motion Passed:** The December Director of Public Works Report passed with a motion by Kenny Ekeler and a second by Bill Williamsen.

**Marlowe Wall**      **Yes**  
**Matt Leif**        **Absent**  
**Bill Williamsen** **Yes**  
**Kenny Ekeler**    **Yes**  
**Carston Staehr** **Yes**

**Meeting adjourned at 4:23 P.M.**

Megan Makovicka



**DEPARTMENT OF PUBLIC WORKS  
MONTHLY REPORT**

January — 2023

**STREET DEPARTMENT**

During the month of January, the central garage serviced and repaired equipment for all city departments as follows:

Street	40	Airport	0	Park	0	Fire	0
Police	0	Landfill	0	Wastewater	10	Water	8

The street sweeper did not operate in January.

Other major labor activities included:

Job	Hours
General maintenance	106
Right-of-way maintenance	16
Gravel street/alley maintenance	33
Snow removal	780
Mowing/weed control	0
Tree/shrub maintenance	0
Paved surface maintenance	33
Equipment services	9
Sidewalk repair	0
Traffic signing/signal installation/repair	90
Shop cleaning	6
Storm sewer repair	0
Property Maintenance	17
Trash removal	24
Building maintenance	54
Christmas decorations	24
<b>TOTAL</b>	<b>1192</b>

**PARK DEPARTMENT**

Park personnel performed the following activities:

Job	Hours
Trash removal	0
Restroom cleaning	0
Property maintenance	3
Mowing/weed control	0
Tree/shrub maintenance	4
Building maintenance	86
Ball field maintenance	40
Playground equipment maintenance	16
General maintenance	2
<b>TOTAL</b>	<b>151</b>

**WASTEWATER TREATMENT PLANT**

Plant operation for January and the comparison figures for January of last year:

	Last Month	2023	2022	Units
Total flow	26,690,812	23,158,501	32,060,595	gallons
Average flow/day	860,994	77,195	1,068,686	gallons
Average flow/person	107.62	96.49	132	gallons
Grit and screenings to landfill	24.10	1.22	1.37	tons
Bio solids wasted	1.22991	1.371338	1.569019	MG

Wastewater Treatment Plant personnel performed the following activities:

Job	Hours
Plant wages	203
Laboratory testing	76
Sludge removal	4
Equipment maintenance	128
Building maintenance	69
Sewer system maintenance	65
Property maintenance	50
One-call locates	9
Snow removal	6
<b>TOTAL</b>	<b>610</b>

## **WATER DEPARTMENT**

Plant operation figures for January and the comparison figures for January of last year follow:

	Last Month	2023	2022	Unit
Total water pumped	23,438.00	22,170,000	23,257,000	gallons
Total water billed	29,713,073	18,357,938	18,495,300	gallons
Average use per day	756,065	715,161	750,226	gallons
Average use per person	95	89	94	gallons
Total electricity used	157,974	58,813	50,066	kW
Pumps yield	148	377	465	gallons/kW
Peak pumping date	31 <sup>st</sup>	21 <sup>st</sup>	9 <sup>th</sup>	
Peak amount	958,000	862,000	913,000	gallons

Report of office operations for January and comparison figures for January of last year:

	2023	2022
Water bills	1696	1,690
Sewer bills	1641	1,639
New taps	0	¾" – 1
Service leaks	0	3
Main leaks	1	1
Diggers Hotline calls	100	30

Water Department personnel performed the following activities:

Job	Hours
Plant wages (monitoring wells, etc.)	17
Meter reading	21
Meter maintenance	0
Pump/well maintenance	1
Final notice collection	0
Distribution maintenance	142
One-call locates	28
Property Maintenance	12
General maintenance	83
Building maintenance	8
<b>TOTAL</b>	<b>312</b>

## **SOLID WASTE RECEIVING CENTER AND LANDFILL**

Solid Waste Receiving Center operation figures for January as reported by scale:

	2023		2022	
	Trips	Tons	Trips	Tons
Landfill	647	2099.65	611	1916.71
C & D	157	566.98	34	62.36
Transfer Station	103	20.14	73	14.17
Brush Pile	20	23.07	32	17.55
Tire Pile	1	0.00	20	0.00
Metal Roll-off	10	0.00	7	0.00
<b>Total</b>	<b>938</b>	<b>2709.84</b>	<b>777</b>	<b>2010.79</b>

Revenue collected during January totaled \$132,144.05. The same period last year totaled \$89,347.90.

Landfill personnel performed the following activities:

Job	Hours
Scale/Transfer Station Operation	163
Landfill Equipment	594
Wind screen & litter control	0
Recycling Act	0
<b>TOTAL</b>	<b>757</b>

## **AIRPORT**

Public Works personnel performed the following activities:

Job	Hours
Airport Attendant	97
Building maintenance	0
Mowing/weed control	0
<b>TOTAL</b>	<b>97</b>

## **SUMMARY BY DEPARTMENT**

Department	Hours	Percentage	Full Time Equivalent
Street	1192	38	7.5
Parks/FAC	151	5	0.9
Landfill	757	24	4.7
Wastewater	610	20	3.8
Water	312	10	2.0
Airport	97	3	0.6
<b>TOTAL</b>	<b>3119</b>	<b>100</b>	<b>19.5</b>

## **BUILDING INSPECTIONS AND PERMITS**

Our building inspection activity for January and comparison figures for January of last year are as follows:

<u>Inspections:</u>	<u>2023</u>	<u>2022</u>	<u>Permits Issued:</u>	<u>2023</u>	<u>2022</u>
Building	29	31	Building	27	16
Electrical	30	26	Electrical	4	4
Plumbing	11	26	Plumbing	3	4
Mechanical	19	21	Mechanical	9	8
Nuisance	0	0	Curb/Street	1	0
<b>Total</b>	<b>89</b>	<b>104</b>	<b>Total</b>	<b>44</b>	<b>32</b>

Twenty-seven (27) permits were issued in January for a value of \$1,125,508.80, which brings the total for the year to \$1,125,508.80. (See attached.)

Permits of note issued:

- Epworks LLC                      Kitchen, restroom & building remodel                      \$150,000.00
- Viaero                                      Remove & replace existing telecom equipment                      \$630,408.32

## **BOARD OF PUBLIC WORKS**

The Board of Public Works met January 17, 2023. Minutes of the meeting are attached.

---

---

## Building Permits issued in January 2023

06-Feb-23

---

---

	<b>OWNER</b>	<b>ADDRESS</b>	<b>LEGAL DESCRIPTION</b>	<b>DESCRIPTION</b>	<b>AMOUNT</b>
100083	Scott Staehr	416 W 6th St		Re-side	9,788.00
100082	Norman Johnson	14 Arbor Heights		Re-roof	7,850.00
100081	Leanne Wiemer	1109 SW Nobes Rd		Re-side	5,934.00
100073	William & Anna Hiatt	1359 Meadow Ln		Egress window in basement	6,500.00
100070	Todd Strothkamp	921 Academy Ave		Reroof	8,000.00
100069	Dustin Bergeron	1311 N Burlington Ave		Interior remodel	30,000.00
100068	Chuck Miller	1119 Recharge Rd		Re-roof	9,000.00
100065	Maurices Store	3537 S Lincoln Ave		Reroof	92,000.00
100085	Jason Carsen	1614 N York Ave		Reroof	9,000.00
100101	Clarence Hoffman	903 N Lincoln Ave		Sign	2,000.00
100072	Carol Hammond	1415 N Pennsylvania Ave		Siding, window change	23,832.00
100100	Keyli Rodriguez	1205 N Lincoln Ave		Replace roof, siding and windows	30,000.00
100097	CDB Investments	1719 N Lincoln Ave		Sign	
100095	SMSSES LLC	401 N Lincoln Ave		Sign	8,000.00
100096	SMSSES LLC	401 N Lincoln Ave		Sign	8,000.00
100094	Cheryl Couch	312 N Blackburn Ave		Egress window	7,195.00
100091	Epworks LLC	2119 N Division Ave		Kitchen, restroom & building remodel	150,000.00
100089	Viaero	224 Lincoln Ave		Remove & replace existing telecom	630,408.32
100088	Carissa Wellman / Donna Tietme	44 Edison Ave		Reside	7,000.00
100106	Clarence & Carolyn Hoffman	903 N Lincoln Ave		Sign	
100105	Clarence & Carolyn Hoffman	903 N Lincoln Ave		Sign	
100107	Clarence & Carolyn Hoffman	903 N Lincoln Ave		Sign	

<b>OWNER</b>	<b>ADDRESS</b>	<b>LEGAL DESCRIPTION</b>	<b>DESCRIPTION</b>	<b>AMOUNT</b>
100118 Mark Otte	1721 N Nebraska Ave		Garden shed	1,000.00
100116 Michelle Vice	535 W 5th St		Reroof, reside	7,501.48
100122 James & Julie Turner	402 N Iowa Ave		Reside	11,500.00
100121 Kathryn & James Lyman	410 N Iowa Ave		Reroof, reside & gutters	20,000.00
100124 Stephen Minderman	3324 S Lincoln Ave		Commerical remodel	41,000.00
				<b>\$1,125,508.80</b>
			<b>Permits Issued:</b>	<b>27</b>

**CITY OF YORK  
CASH BALANCES  
for the Month of January 2023**

Fund #	Fund	10/1/2022 Balance	Current Month Receipts	YTD Receipts	Current Month Disbursements	YTD Disbursements	Ending Balance
10-101	General	\$5,358,391.64	\$765,191.42	\$3,007,413.14	\$970,441.59	\$3,864,265.98	\$4,501,538.80
	Insurance Proceeds	\$140,533.87	\$0.00	\$0.00	\$140,533.87	\$140,533.87	\$0.00
	American Rescue Plan Act	\$1,144,977.68	\$0.00	\$0.00	\$550.00	\$145,958.13	\$999,019.55
10-102	Auditorium	\$0.00	\$14,020.08	\$58,636.32	\$18,759.39	\$53,384.66	\$5,251.66
10-103	Park	\$0.00	\$58,146.46	\$233,679.13	\$24,714.81	\$131,087.32	\$102,591.81
10-104	Police	\$0.00	\$237,447.61	\$1,017,757.45	\$291,338.32	\$854,058.43	\$163,699.02
10-105	Community Center	\$0.00	\$83,234.58	\$265,231.15	\$53,205.83	\$170,771.04	\$94,460.11
10-106	Aquatic Center	\$0.00	\$22,126.42	\$88,593.68	\$7,130.28	\$28,461.01	\$60,132.67
10-110	Senior Center	\$0.00	\$1,611.83	\$6,447.32	\$2,215.14	\$5,449.93	\$997.39
10-201	Convention Center	\$0.00	\$51,417.15	\$232,562.70	\$47,329.24	\$175,217.72	\$57,344.98
10-111	Ball Field	\$0.00	\$30,139.99	\$129,111.08	\$35,433.51	\$108,985.20	\$20,125.88
10-112	Museum	\$0.00	\$6,530.75	\$26,123.00	\$5,495.83	\$11,799.16	\$14,323.84
13	User Fees	\$19,178.69	\$240.00	\$240.00	\$0.00	\$0.00	\$19,418.69
22	Ambulance	\$88,632.94	\$295,104.72	\$795,767.07	\$238,606.30	\$723,754.27	\$160,645.74
22	Fire	\$0.00	\$23,218.33	\$184,052.32	\$48,056.15	\$187,222.96	(\$3,170.64)
23	Capital Projects Sinking	\$0.00	\$41,666.66	\$166,666.64	\$0.00	\$0.00	\$166,666.64
24	Library	\$0.00	\$60,684.57	\$240,572.62	\$64,052.83	\$204,244.45	\$36,328.17
14-000	General Capital-Non-Dept.	\$0.00	\$140,533.87	\$1,778,360.25	\$0.00	\$1,647,733.50	\$130,626.75
14-144	General Capital-Auditorium	\$0.00	\$0.00	\$0.00	\$0.00	\$0.00	\$0.00
14-145	General Capital-Comm Ctr	\$0.00	\$0.00	\$0.00	\$0.00	\$0.00	\$0.00
	<b>General Balances</b>	<b>\$6,751,714.82</b>	<b>\$1,831,314.44</b>	<b>\$8,231,213.87</b>	<b>\$1,947,863.09</b>	<b>\$8,452,927.63</b>	<b>\$6,530,001.06</b>
11	Keno	\$31,477.80	\$122.75	\$221.24	\$0.00	\$0.00	\$31,699.04
20	Aviation	\$205,365.17	\$16,566.25	\$100,015.87	(\$270,523.82)	(\$93,408.90)	\$398,789.94
20	Aviation - Federal Funds	\$0.00	\$0.00	\$0.00	\$2,030.23	\$2,030.23	(\$2,030.23)
31	Fire Pension	\$208,598.49	\$17,579.44	\$68,510.94	\$15,991.14	\$56,486.17	\$220,623.26
30	Police Pension	\$158,124.73	\$9,280.77	\$35,751.98	\$7,904.06	\$28,293.76	\$165,582.95
32	911 Surcharge	\$69,916.34	\$377.22	\$2,286.80	\$0.00	\$0.00	\$72,203.14
33	Health Insurance	\$1,419,293.16	\$143,522.61	\$567,402.02	\$130,295.28	\$627,799.97	\$1,358,895.21
	<b>Total Tax Funds</b>	<b>\$8,844,490.51</b>	<b>\$2,018,763.48</b>	<b>\$9,005,402.72</b>	<b>\$1,833,559.98</b>	<b>\$9,074,128.86</b>	<b>\$8,775,764.37</b>
50	Street	\$2,364,966.87	\$252,752.17	\$1,008,886.82	\$196,063.36	\$483,905.42	\$2,889,948.27
70	Landfill-Cash & Invest	\$3,230,032.42	\$189,384.01	\$739,287.11	\$162,648.93	\$572,207.95	\$3,397,111.58
	Landfill-Operations	\$112,807.75	\$135,571.56	\$463,898.47	\$135,571.56	\$463,898.47	\$112,807.75
	Landfill-Debt Service	\$177,842.26	\$27,077.37	\$108,309.48	\$0.00	\$295,732.50	(\$9,580.76)
78	Old Landfill Closure	\$12,108.04	\$0.00	\$20.53	\$0.00	\$0.00	\$12,128.57
79	Landfill Post Closure	\$2,548,206.43	\$0.00	\$4,320.08	\$0.00	\$0.00	\$2,552,526.51
	C&D Site Closure/Post Closu	\$190,976.85	\$0.00	\$323.77	\$0.00	\$0.00	\$191,300.62
75	Landfill Construction	(\$110,579.28)	\$0.00	\$0.00	\$0.00	\$158,630.85	(\$269,210.13)
	<b>Total Non-Tax Funds</b>	<b>\$ 8,526,361.34</b>	<b>\$ 604,785.11</b>	<b>\$ 2,325,046.26</b>	<b>\$ 494,283.85</b>	<b>\$ 1,974,375.19</b>	<b>\$ 8,877,032.41</b>
12	CDBG Revolving Loan	\$125,729.51	\$4,190.86	\$16,756.14	\$0.00	\$0.00	\$142,485.65
12	Housing Grant - Federal Fund	(\$19,518.63)	(\$535.98)	\$14,551.54	\$30.00	\$9,007.50	(\$13,974.59)
12	Buy Rehab Sell	\$165,635.83	\$36.33	\$138.18	\$0.00	\$0.00	\$165,774.01
12	JAG (YPS) Federal Funds	\$0.00	\$0.00	\$0.00	\$0.00	\$0.00	\$0.00
60	Federal Proj (Blackburn Br)	\$1,317,141.89	\$20,274.75	\$36,837.39	\$34,984.80	\$80,468.91	\$1,273,510.37
60	Shadow Brook Project	(\$14,374.68)	\$0.00	\$0.00	\$0.00	\$0.00	(\$14,374.68)
60	Concrete Panel/Asphalt Proj	\$4,093,599.02	\$0.00	\$0.00	\$61,092.50	\$213,933.26	\$3,879,665.76
19-192	Land Acq - Indust. Park	\$1,580,701.71	\$6,995.66	\$136,943.32	\$0.00	\$0.00	\$1,717,645.03
19-193	Land Acq - Right-of-ways	\$21,561.20	\$0.00	\$0.00	\$0.00	\$0.00	\$21,561.20
19-194	Land Acq - Parks	\$67,361.72	\$0.00	\$0.00	\$0.00	\$0.00	\$67,361.72
16	<b>Total Bond Funds</b>	<b>\$836,124.64</b>	<b>\$105,195.66</b>	<b>\$419,859.17</b>	<b>\$0.00</b>	<b>\$976,207.50</b>	<b>\$279,776.31</b>
40	<b>Total TIF Funds</b>	<b>\$398,156.50</b>	<b>\$9,393.46</b>	<b>\$21,952.36</b>	<b>\$0.00</b>	<b>\$4,567.93</b>	<b>\$415,540.93</b>
	<b>Total Misc. Funds</b>	<b>\$ 8,572,118.71</b>	<b>\$ 145,550.74</b>	<b>\$ 647,038.10</b>	<b>\$ 96,107.30</b>	<b>\$ 1,284,185.10</b>	<b>\$ 7,934,971.71</b>
	<b>Total All Funds</b>	<b>\$ 25,942,970.56</b>	<b>\$ 2,769,099.33</b>	<b>\$ 11,977,487.08</b>	<b>\$ 2,423,951.13</b>	<b>\$ 12,332,689.15</b>	<b>\$ 25,587,768.49</b>

LB 357 Cash Available	(from Page 2)	\$1,597,237.81
Wastewater Cash Available	(from Page 3)	\$3,740,993.23
Water Cash Available	(from Page 3)	\$8,920,791.12
		<u>\$ 39,846,790.65</u>

**City of York**  
**LB 357 Funds Summary**

	1-Oct-22	31-Jan-23
<b>LB 357 Funds Allocation</b>		
Cash Balance	\$15,514,656.46	\$15,337,085.33
Less: Quiet Zone	(\$1,496,028.97)	(\$1,496,028.97)
School-Owned Properties	(\$838,520.34)	(\$959,371.34)
Ball Field	(\$9,622,126.31)	(\$9,685,553.03)
City-Owned Properties	(\$1,598,894.18)	(\$1,598,894.18)
Total Cash Available	\$1,959,086.66	\$1,597,237.81
Less Restricted Funds		
Debt Service	(\$805,761.81)	(\$311,711.68)
Debt Service Reserve	\$0.00	\$0.00
Total Unallocated LB 357 Funds	\$1,153,324.85	\$1,285,526.13

**City of York  
Public Works Summary**

	1-Oct-22	31-Jan-23
<b>Wastewater</b>		
Cash Balance	\$3,629,370.11	\$3,740,993.23
Less: Construction Fund	\$0.00	\$0.00
 Total Cash Available	 \$3,629,370.11	 \$3,740,993.23
 <b>Less Restricted Funds</b>		
Operations	\$0.00	\$0.00
Debt Service	(\$520,532.75)	(\$192,896.13)
Debt Service Reserve	\$0.00	\$0.00
Renewal & Replacement	\$0.00	\$0.00
 Total Unrestricted Funds	 \$3,108,837.36	 \$3,548,097.10
 <b>Water</b>		
Cash Balance	\$7,634,562.35	\$8,095,946.84
Less: Construction Fund	(\$283,723.32)	(\$283,753.02)
Add: Farm Management Acct	\$967,641.05	\$1,108,597.30
 Total Cash Available	 \$8,318,480.08	 \$8,920,791.12
 <b>Less Restricted Funds</b>		
Operations	(\$108,577.00)	\$0.00
Debt Service	(\$191,149.94)	(\$214,311.39)
Debt Service Reserve	(\$266,768.69)	(\$268,264.60)
 Total Unrestricted Funds	 \$7,751,984.45	 \$8,438,215.13

**City of York**  
for the Month of January 2023

Auditors Grouping	<u>Total Amount</u>	<u>Restricted or Assigned</u>	<u>Unrestricted</u>	<u>Notes</u>
10 General:				
General	\$4,501,538.80	26,448.91	\$4,475,089.89	Restricted - YCF (Parks, Police) & Police Memorial Fund
Insurance Proceeds	\$0.00	\$0.00		Moved to fund 14 per auditors
ARP Act \$	\$999,019.55	\$999,019.55	\$0.00	Restricted grant money
Senior Center	\$997.39		\$997.39	
Police	\$163,699.02		\$163,699.02	
Community Center	\$94,460.11		\$94,460.11	
Park	\$102,591.81		\$102,591.81	
Auditorium	\$5,251.66		\$5,251.66	
Convention Center	\$57,344.98		\$57,344.98	
Aquatic Center	\$60,132.67		\$60,132.67	
Ball Park	\$20,125.88		\$20,125.88	
Museum	\$14,323.84		\$14,323.84	
<b>Total</b>	<b>\$6,019,485.71</b>	<b>\$1,025,468.46</b>	<b>\$4,994,017.25</b>	
13 User Fees	\$19,418.69	\$19,418.69		Assigned
14 General Capital Projects	\$130,626.75	\$130,626.75		Assigned - repairs due to 6/14/22 hail storm damage
22 Fire/EMS	\$157,475.10	\$98,307.36	\$59,167.74	Restricted - York Community Foundation
23 Capital Projects Sinking	\$166,666.64		\$166,666.64	
24 Library	\$36,328.17		\$36,328.17	
30 Police Pension	\$165,582.95		\$165,582.95	
31 Fire Pension	\$220,623.26		\$220,623.26	
<b>Total General</b>	<b>\$6,916,207.27</b>	<b>\$1,273,821.26</b>	<b>\$5,642,386.01</b>	
50 Street	\$2,889,948.27	\$2,889,948.27		
20 Aviation	\$396,759.71	\$396,759.71		Assigned
16 Debt Service	\$279,776.31	\$279,776.31		
15 LB 357	\$1,597,237.81	\$1,597,237.81		
60 Capital Projects	\$5,138,801.45	\$5,138,801.45		
12 CDBG	\$294,285.07	\$294,285.07		
11 Keno	\$31,699.04	\$31,699.04		
19 Sinking	\$1,806,567.95		\$1,806,567.95	
32 E911	\$72,203.14	\$72,203.14		
40 TIF	\$415,540.93	\$415,540.93		
<b>Total Governmental</b>	<b>\$19,839,026.95</b>	<b>\$12,390,072.99</b>	<b>\$7,448,953.96</b>	
70 Landfill:				
Landfill	\$3,397,111.58		\$3,397,111.58	
Landfill-Operations	\$112,807.75	\$112,807.75		Bond Requirements
Landfill-Debt Service	(\$9,580.76)	(\$9,580.76)		Bond Requirements
Old Landfill Closure	\$12,128.57	\$12,128.57		
Landfill Closure/Post	\$2,552,526.51	\$2,552,526.51		
C&D Site Closure/Post	\$191,300.62	\$191,300.62		
Construction	(\$269,210.13)		(\$269,210.13)	
<b>Total Landfill</b>	<b>\$5,987,084.14</b>	<b>\$2,859,182.69</b>	<b>\$3,127,901.45</b>	
80 Wastewater	\$3,740,993.23	\$192,896.13	\$3,548,097.10	Bond Requirements
90 Water	\$8,920,791.12	\$482,575.99	\$8,438,215.13	Bond Requirements
<b>Total Enterprise</b>	<b>\$18,648,868.49</b>	<b>\$3,534,654.81</b>	<b>\$15,114,213.68</b>	
33 Heath Insurance	\$1,358,895.21	\$1,358,895.21		Assigned for insurance claims needs
<b>Total City</b>	<b>\$39,846,790.65</b>	<b>\$17,283,623.01</b>	<b>\$22,563,167.64</b>	

## POLICY STATEMENT

### Section 26.1, 26.23 Objectives/Policy Statement

The **City of York**, York, Nebraska, Sponsor of York Municipal Airport has established a Disadvantaged Business Enterprise (DBE) Program in accordance with regulations of the U.S. Department of Transportation (U.S. DOT), 49 CFR Part 26. The **City of York** has received Federal financial assistance from the U.S. Department of Transportation, and as a condition of receiving this assistance, the **City of York** has signed an assurance that it will comply with 49 CFR Part 26 (hereafter referred to as "Part 26").

It is the policy of the **City of York** to ensure that DBEs as defined in Part 26, have an equal opportunity to receive and participate in U.S. DOT-assisted contracts. It is also the **City of York's** policy to engage in the following actions on a continuing basis:

1. Ensure nondiscrimination in the award and administration of U.S. DOT- assisted contracts.
2. Create a level playing field on which DBEs can compete fairly for U.S. DOT-assisted contracts.
3. Ensure that the DBE Program is narrowly tailored in accordance with applicable law.
4. Ensure that only firms that fully meet 49 CFR Part 26 eligibility standards are permitted to participate as DBEs.
5. Help remove barriers to the participation of DBEs in U.S. DOT assisted contracts;
6. Promote the use of DBEs in all types of federally assisted contracts and procurement activities;
7. Assist the development of firms that can compete successfully in the marketplace outside the DBE Program; and
8. Make appropriate use of the flexibility afforded to recipients of Federal financial assistance in establishing and providing opportunities for DBEs.

**James Paul II, Public Works Director, City of York**, has been delegated as the DBE Liaison Officer. In that capacity, **James Paul II, Public Works Director**, is responsible for implementing all aspects of the DBE program. Implementation of the DBE program is accorded the same priority as compliance with all other legal obligations incurred by the **City of York** in its financial assistance agreements with the Department of Transportation.

The **City of York** has disseminated this policy statement to the **City of York's governing officials** and all of the components of our organization. This statement has been distributed to DBE and non-DBE business communities that may perform work on **City of York** U.S. DOT-assisted contracts. The distribution was accomplished by **inclusion in bid specifications**.

Mayor: \_\_\_\_\_

Date: \_\_\_\_\_



To: Peyton Parker Lane Playground Committee  
From: City of York  
Date: January 31, 2023  
Subject: Peyton Parker Lane Playground Memorandum of Understanding

This memo records understandings between the City of York and the Peyton Parker Lane Playground Committee concerning property ownership, management, naming rights and commemorative markers placed in Mincks Park. The City of York is grateful for the community support and the powerful work of the Peyton Parker Lane Committee to bring this wonderful resource to a York city park. Although per state law, donations placed on city property become city property to be managed at the sole discretion of the city, the City of York voluntarily agrees to limit its rights in regards to the Peyton Parker Lane Playground as outlined in the following provisions.

As previously approved by the York City Council, the City of York has designated a portion of Mincks Park for the Peyton Parker Lane Playground and has committed to infrastructure investments for parking, sidewalks and an accessible restroom facility. The City of York Parks and Recreation Department owns all of the donated equipment placed in Mincks Park and the management of the facility rests solely with the City of York Director of Parks and Recreation.

The portion of Mincks Park dedicated to the playground will be named "Peyton Parker Lane Playground" for the useable life of the donated playground equipment. A donor wall recognizing donors to the playground, approved by the Director of Parks and Recreation, may be placed on Mincks Park property near the playground. A commemorative sculpture, approved by the Director of Parks and Recreation, may be placed on Mincks Park property near the playground. The Director of Parks and Recreation must approve the location of the donor wall and the commemorative sculpture. The donor wall and the sculpture become property of the City of York when placed in Mincks Park. The Director of the Department of Parks and Recreation will manage the donor wall and sculpture. The City of York commits to maintaining the donor wall and commemorative sculpture in Mincks Park for the usable life of the playground equipment.

The usable life of the equipment is defined as the time period in which the playground equipment remains safe and in proper working order with maintenance consistent with maintenance in all city parks. Donations may be given by members of the community to extend the life of playground equipment with the approval of the Director of Parks and Recreation. All donations must be approved for use on playground equipment by the Director of Parks and Recreation. Donations for purchases exceeding \$20,000 must receive City Council approval as well.

The City Council of the City of York will designate, with a Council Resolution, the end of the usable life of the playground equipment. The City of York will proceed as directed by the Mayor and City Council as to the placement and use of any of the remaining donated property.



Administrative Offices  
P.O. Box 276  
100 E. 4th Street  
York, NE 68467

**REQUEST FOR PROPOSALS FOR Mincks Park Trail and Parking Expansion**

**SUBMITTAL DUE DATE:** February 2, 2023 – opening at 8:45am

**PROPOSALS MUST BE MAILED OR DELIVERED TO:**

City of York, Attn: City Clerk  
100 East 4<sup>th</sup> St., York NE 68476

*Please mark your envelope PROPOSAL FOR Mincks Park Sidewalk and Parking Expansion*

EIN/SSN (Required) 26-4567644  
Federal I.D. Number


COMPANY NAME Schoch Concrete Construction Inc.

ADDRESS: 304 Elmer Benedict NE, 68316

CITY/STATE/ZIP \_\_\_\_\_

PHONE (402) 366-1177

PRINTED NAME Justin R Schoch

AUTHORIZED SIGNATURE 

TITLE President EMAIL schochconcrete@outlook.com

Signature acknowledges that Proposer has read the bid documents thoroughly before submitting a proposal, will fulfill the obligations in accordance to the scope of work, terms and conditions and is submitting without collusion with any other individual firm. You must submit this page with an authorized signature.

**QUESTIONS MUST BE DIRECTED TO THE FOLLOWING PERSON:**

Allen Snider, Parks Foreman, 402-366-5945

Questions must be asked no later than January 27, 2023. Questions after that date will not be considered.

Non-mandatory on-site meeting of project will be January 23<sup>rd</sup> at 3:30pm at Mincks Park, 2222 E. 14<sup>th</sup> Street York Ne. 68467

**BIDDERS MUST SUBMIT THIS PAGE WITH ANY PROPOSAL**

Schoch Concrete Construction Inc.

304 Elmer St  
PO Box 12  
Benedict, NE 68316

# Bid

Date	Estimate #
1/22/2023	1253

Name / Address
City of York Minks Park

Ship To

			Project
Description	Qty	Rate	Total
Cost to set up and pour trail per specs	4,860	8.00	38,880.00
Cost to set up and pour paving per specs	1,998	9.00	17,982.00
If ground thaw machine is need to thaw ground to make deadline it will be time and material		0.00	0.00
<b>Total</b>			\$56,862.00

Phone #
(402)366-1177



	<b>2023</b>		<b>2022</b>		<b>2021</b>
<b>Property</b>	\$ 210,681		\$ 165,414		\$ 167,709
<b>City Liability</b>	\$ 21,473		\$ 20,685		\$ 19,569
<b>Crime</b>	\$ 687		\$ 687		\$ 761
<b>Inland Marine</b>	\$ 46,603		\$ 40,900		\$ 43,910
<b>Auto</b>	\$ 53,517		\$ 44,020		\$ 38,473
<b>Work Comp</b>	\$ 158,403		\$ 157,893		\$ 214,601
<b>Umbrella</b>	\$ 28,702		\$ 26,594		\$ 25,585
<b>Linebacker</b>	\$ 6,284		\$ 6,284		\$ 6,284
<b>Airport GL</b>	\$ 6,400		\$ 6,400		\$ 6,150
<b>Law Enforce Liab</b>	\$ 8,190		\$ 8,190		\$ 8,190
<b>Cyber</b>	\$ 590		\$ 590		\$ 590
	<b>\$ 541,530</b>		<b>\$ 477,657</b>		<b>\$ 531,822</b>

STUHR SUBDIVISION, CITY OF YORK, YORK COUNTY, NEBRASKA  
 A REPLAT OF LOT 16 OF COUNTRY CLUB ESTATES SUB, CITY OF YORK  
 YORK COUNTY, NEBRASKA, BEING A PART OF THE SOUTHEAST QUARTER  
 OF SECTION 1, TOWNSHIP 10 NORTH, RANGE 3 WEST 6th P.M.

ACKNOWLEDGMENT OF OWNERS

KNOW ALL MEN BY THESE PRESENT: RODGER PRACHEIL AND JULIE ANN PRACHEIL, HUSBAND AND WIFE OWNERS OF THE LAND DESCRIBED HEREON, HAVE CAUSED THE SAME TO BE SURVEYED AND PLATTED AS STUHR SUBDIVISION TO THE CITY OF YORK, YORK COUNTY, NEBRASKA, IN ACCORDANCE WITH THIS PLAT.

Rodger Pracheil  
 RODGER PRACHEIL

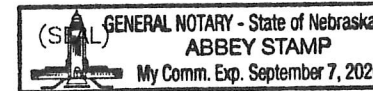
Julie Ann Pracheil  
 JULIE ANN PRACHEIL

ACKNOWLEDGMENT OF NOTARY

STATE OF NEBRASKA }  
 COUNTY OF YORK }

ON THIS 10th DAY OF January, 2023, BEFORE ME, THE UNDERSIGNED, A NOTARY PUBLIC, CAME RODGER PRACHEIL AND JULIE ANN PRACHEIL, PERSONALLY KNOWN TO ME TO BE THE IDENTICAL PERSONS WHOSE SIGNATURES ARE AFFIXED HEREON AND DID ACKNOWLEDGE THE EXECUTION THEREOF TO BE THEIR VOLUNTARY ACT AND DEED.

MY COMMISSION EXPIRES THE 7th DAY OF September, 2026.



Abbey Stamp  
 NOTARY PUBLIC

APPROVALS

THIS STUHR SUBDIVISION TO THE CITY OF YORK, HAS BEEN SUBMITTED TO AND APPROVED BY THE PLANNING COMMISSION, CITY OF YORK, NEBRASKA.

DATED THIS \_\_\_\_\_ DAY OF \_\_\_\_\_, 2023.

\_\_\_\_\_  
 PLANNING COMMISSION CHAIRPERSON

THIS STUHR SUBDIVISION TO THE CITY OF YORK, HAS BEEN SUBMITTED TO AND APPROVED BY THE CITY COUNCIL, CITY OF YORK, NEBRASKA.

DATED THIS \_\_\_\_\_ DAY OF \_\_\_\_\_, 2023.

\_\_\_\_\_  
 MAYOR

\_\_\_\_\_  
 CITY CLERK

THIS STUHR SUBDIVISION TO THE CITY OF YORK, HAS BEEN SUBMITTED TO AND APPROVED BY THE DIRECTOR OF PUBLIC WORKS, CITY OF YORK, NEBRASKA.

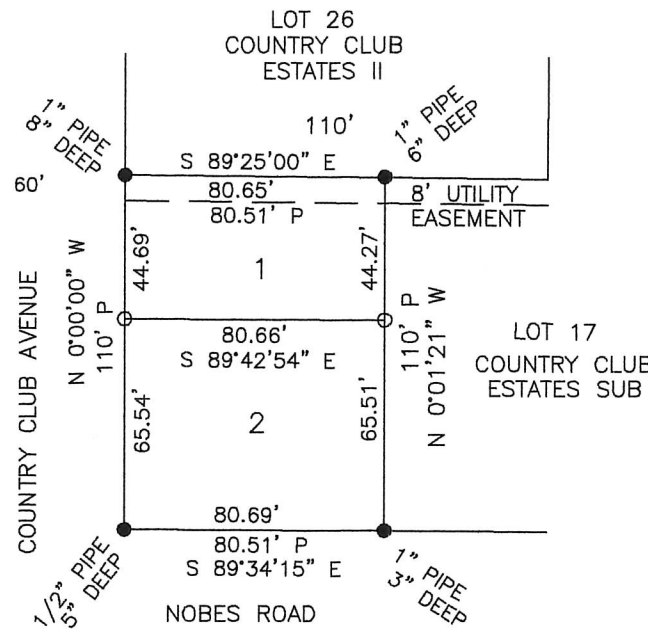
DATED THIS \_\_\_\_\_ DAY OF \_\_\_\_\_, 2023.

\_\_\_\_\_  
 DIRECTOR OF PUBLIC WORKS

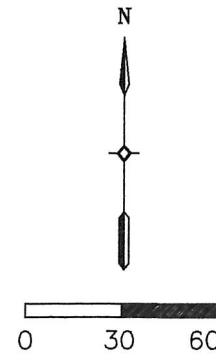
TREASURER CERTIFICATE

I HEREBY CERTIFY THAT I FOUND NO REGULAR OR SPECIAL TAXES DUE OR DELINQUENT AGAINST THE PROPERTY DESCRIBED IN THE REAL ESTATE EMBRACED IN THIS PLAT AS SHOWN BY RECORDS OF THIS OFFICE.

Megan Williams  
 COUNTY TREASURER



○ SET 3/4" X 24" PIPE/ CAP  
 ● FOUND CORNER



LEGAL DESCRIPTION

LOT 16, COUNTRY CLUB ESTATES SUBDIVISION, CITY OF YORK YORK COUNTY, NEBRASKA, BEING A PART OF THE SOUTHEAST QUARTER OF SECTION 1, TOWNSHIP 10 NORTH, RANGE 3 WEST OF THE 6TH PRINCIPAL MERIDIAN.

SURVEYOR'S CERTIFICATE

I HEREBY CERTIFY THAT THE ABOVE PLAT IS FROM AN ACCURATE SURVEY OF THE DESCRIBED PROPERTY TO THE BEST OF MY KNOWLEDGE AND BELIEF.

Rex Heiden  
 REX HEIDEN L.S. 361



REGISTER OF DEEDS CERTIFICATE

STATE OF NEBRASKA }  
 COUNTY OF YORK }

THIS IS TO CERTIFY THAT THIS INSTRUMENT WAS FILED FOR RECORD IN THE REGISTER OF DEED OFFICE.

DATE: \_\_\_\_\_ TIME: \_\_\_\_\_ BOOK: \_\_\_\_\_ PAGE: \_\_\_\_\_

INSTRUMENT NO. \_\_\_\_\_

\_\_\_\_\_  
 REGISTER OF DEEDS