


AGENDA
CITY COUNCIL, YORK, NEBRASKA
Thursday, May 19, 2022
7:00 PM



THE OPEN MEETINGS ACT IS POSTED ON
THE EAST WALL OF THE COUNCIL
CHAMBERS

1. The Open Meetings Act is posted on the East Wall of the Council Chambers
2. Notice of this meeting was published in the York News Times on May 12, 2022
3. Pledge of Allegiance
4. Roll Call
5. Claims of Elected Officials
 - 5.1. Claim of Tony North for North Printing and Office Supply in the amount of \$702.53
6. Claims for the period of May 6 through May 19, 2022
7. Approve cash balances for the month of April 2022
8. Departmental Activities Reports for the month of April 2022
9. City Administrator Report
10. Consider approval of estimate from NMC for new tires for CAT 950M Loader in the amount of \$32,347.20
11. Mayor Appointments:
 - 11.1. Appointment of Wes Williamsen to the Aviation Board; three-year term, effective through June 1, 2025
 - 11.2. Appointment of Bill Williamsen to the Board of Public Works; three-year term, effective through June 1, 2025
 - 11.3. Appointment of Jake Owens to the Library Advisory Board; five-year term, effective through July 1, 2027

12. Adjournment

IDOR	NAME	NO# INVOICES	TOTAL AMOUNT	G/L ACCT NO#	G/L NAME	G/L AMOUNT
00110	MATHESON TRI-GAS	1	93.61	N		
00120	JACKSON SERVICES INC	12	552.74	N		
00150	MISSIONSQUARE RETIREMENT	2	555.37	N		
0019	DEREK J PALIK	1	536.15	N		
00210	EAKES OFFICE PLUS	2	758.76	N		
00290	NORTH PRINTING & OFFICE S 	14	702.53	N		
00340	BOUND TREE MEDICAL LLC	2	543.39	N		
00360	CITY OF YORK	3	4,962.88	N		
00400	BEAVER BEARING COMPANY	1	148.36	N		
00490	JOHN DEERE FINANCIAL FSB	1	107.16	N		
00540	GLOBAL TECH, INC.	3	1,709.99	N		
00570	GENERAL FIRE & SAFETY	3	2,014.30	N		
00640	NEBRASKA PUBLIC POWER DIS	1	28,396.51	N		
00680	NE DEPT. OF AERONAUTICS	1	543.33	N		
00780	PRESTO X COMPANY	9	410.17	N		
00800	BURST, LLC	37	2,826.32	N		
01050	MICROFILM IMAGING SYSTEMS	1	120.00	N		
01090	BAKER & TAYLOR, INC	2	547.46	N		
01270	NABER'S REPAIR SERVICE	1	49.40	Y		
01280	PLATTE VALLEY COMMUNICATI	2	879.50	N		
01290	GRAND CENTRAL FOODS, INC.	8	477.41	N		
01310	PIEPER PDBG/WELL DRILLING	1	169.77	N		
01340	KOPCHOS SANITATION, INC	7	797.75	N		
01420	NE CHLD SUPPRT PAYMENT	1	104.77	N		
0145	ANTHONY BESTWICK	1	62.47	N		
01470	SERVI-TECH LABORATORIES	2	140.30	N		
01490	NE DEPT OF REVENUE	2	8,542.17	N		

SORTED BY VENDOR

IDOR	NAME	NO#	TOTAL AMOUNT	1099	G/L ACCT NO#	G/L NAME	G/L AMOUNT
01640	INTERNAL REVENUE SERVICE	4	45,454.53	N			
01650	UNION BANK	5	25,913.05	N			
01840	CORNERSTONE BANK	1	95.00	N			
01841	CORNERSTONE BANK TRUST	2	314,045.00	N			
01980	SAHLING KENWORTH INC	3	2,259.52	N			
01990	WAGNER DECORATING	1	59.98	N			
02080	TYLER TECHNOLOGIES - INCO	1	145.05	N			
02160	MIDWEST SERVICE & SALES C	1	1,368.50	N			
0217	RUSSELL COFFEE	1	450.00	N			
02210	KING'S GLASS	1	3,242.40	N			
02230	MCCORMICK HEATING & AC	1	78.10	N			
02240	OMAHA WORLD HERALD	1	4.99	N			
02250	MILLER SEED & SUPPLY CO	5	1,808.62	N			
02530	PEPSI COLA OF LINCOLN/ TO	6	2,693.58	N			
02560	CITYSERVICEALCON LLC	1	30.32	N			
02620	LEAGUE OF NEBRASKA MUNICI	1	130.00	N			
02650	O'REILLY AUTO PARTS	1	63.98	N			
02810	YORK STATE BANK	1	76,987.12	N			
02920	FALLER LANDSCAPE	1	74.98	N			
03240	YORK COUNTY DEVELOPMENT C	1	15.00	N			
03300	GOPHER	1	194.54	N			
03590	PENNER'S TIRE & AUTO	1	29.37	N			
04120	YORK HEATING & A/C, INC	1	117.50	N			
04240	NE DEPT OF REVENUE	1	13.88	N			
04690	NWEA	1	450.00	N			
05310	SAPP BROTHERS PETROLEUM,	4	11,057.81	N			
05600	YORK GENERAL HOSPITAL	1	676.25	N			

BDRD

- Apt Van Payment - 5 of 6

SORTED BY VENDOR

IDOR	NAME	NO#	TOTAL AMOUNT	G/L	ACCT NO#	G/L NAME	G/L AMOUNT
05870	WEX BANK	1	9,675.71	N			
06370	HEIMAN FIRE EQUIPMENT, IN	2	13,617.00	N			
09090	WINDSTREAM	1	285.79	N			
09110	HY-TEC AUTO SERVICE	2	735.81	N			
09220	CENTRAL NEBRASKA REFRIGER	1	65.72	N			
09380	VAN KIRK BROS CONTRACTING	1	449,951.38	N			
09900	ANDERSON FORD	1	35,589.00	N			
1	MISCELLANEOUS VENDOR	2	80.00	N			
10020	YORK COUNTY REGISTER OF D	1	42.00	N			
10130	STATE FIRE MARSHAL TRAINI	1	150.00	N			
10790	MOGUL'S TRANSMISSION INC	1	116.07	N			
10840	TOTAL ADMINISTRATIVE SERV	2	3,323.07	N			
10890	NE DEPT OF ENVIRONMENTAL	2	275.00	N			
11190	MEAD LUMBER & RENTAL	1	49.06	N			
13300	IES COMMERCIAL INC	1	1,114.22	N			
14470	FARMERS COOPERATIVE	1	25.00	N			
14880	ALFRED BENESCH & CO	3	48,358.75	N			
15280	ERICK BREKKE	1	48.13	N			
15650	ENVIRONMENTAL PROTECTION	1	600.00	Y			
15880	CHARLIE'S U-SAVE RX	1	5.18	N			
15900	ARAMARK UNIFORM SERVICE	1	105.11	N			
15930	STERICYCLE INC	1	417.80	N			
16160	MICHAEL TODD CO INC	1	3,165.79	N			
16710	ONE CALL CONCEPTS INC	1	156.54	N			
17650	RACHEL MAYFIELD	1	33.23	N			
18410	REGIONAL CARE INC	1	33,522.68	N			
19370	NE TECHNOLOGY & TELECOMMU	3	178.91	N			

Hydraulic tool + air bags - fire dept.

*Bandhill
- Police Vehicle*

- street pwy.

Sign posts

IDOR	NAME	NO#	TOTAL AMOUNT	1099	G/L	ACCT NO#	G/L	NAME	G/L	AMOUNT
20290	STRAIGHT-LINE STRIPING IN	1	4,320.00	N						
20310	KERFORD LIMESTONE CO	2	5,455.57	N						
20370	FRIESEN LANDSCAPING	1	1,393.97	N						
20850	DEARBORN LIFE INSURANCE C	1	2,848.19	N						
21290	CATERPILLAR FINANCIAL SER	1	50,502.87	N						
21420	TRANE US INC	1	98.50	N						
21880	HINZ REPAIR	1	201.34	N						
22050	HEAVY METAL SUPPLY CO	1	35.72	N						
22100	SLACK AUTO SUPPLY LLC	4	250.67	N						
22200	KARESA NORQUEST	1	14.80	N						
22660	SPECTRUM ENTERPRISE	1	429.52	N						
22700	SPECTRUM BUSINESS	2	29.71	N						
24090	AXIA PAYMENTS	1	263.63	N						
24100	GLOBAL PAYMENTS	1	3,732.73	N						
24440	QUALITY SOUND & COMMUNICA	1	35.00	Y						
24680	YORK COUNTY EMA	1	6.00	N						
24740	TEKOTE INC	1	43,019.56	N						
25100	NEBRASKA RURAL RADIO ASSO	3	1,414.00	Y						
25290	SCOTT GONNERMAN	1	6,837.00	N						
25520	GREAT PLAINS UNIFORMS LLC	1	783.49	N						
25530	SAM'S CLUB MC/SYNCR	1	6,252.05	N						
25650	CARDMEMBER SERVICE	1	6,218.42	N						
25730	MUNSTER TINT & VINYL LLC	1	25.00	N						
25820	MERCHANT SERVICES	1	2,515.01	N						
26010	SOARIN GROUP	1	790.50	N						
26020	POMP'S TIRE SERVICE INC	2	876.58	N						
26130	RAYNOR GARAGE DOORS	1	415.31	N						

motor broder 10/4 pymt

street pay.

attached attached

IDOR	NAME	NO#	TOTAL AMOUNT	1099	G/L ACCT NO#	G/L NAME	G/L AMOUNT
26330	QUICK MED CLAIMS	1	2,171.27	N			
26550	JIM'S AGRI-AIR	1	581.43	Y			
26570	HYDRO SCAPE	1	120.00	Y			
26980	PATINA STUDIOS	1	934.30	N			
27110	SERVICE MASTER CLEANING &	1	473.50	N			
27210	MIDWEST AUTO PARTS INC.	6	174.32	N			
27730	BEN FRANCISCO	1	75.00	Y			
27900	FILAMENT ESSENTIAL SERVIC	1	1,171.00	N			
28020	NEC COMMUNICATIONS AMERIC	1	2,096.21	N			
28030	JACOB STUTZMAN	1	435.00	Y			
28080	FIRST NATIONAL COMPANY	1	1,000.00	N			
28380	FREEDOM REPAIR & MOTORSP	2	1,674.85	N			
28510	LEE ENT ADVERTISING	4	3,815.73	N			
28540	AMAZON BUSINESS	4	274.02	N			
28740	AARON ALVAREZ	1	180.00	N			
28750	ERIC DAVIS	1	150.00	N			
28760	DEE DEE NOVOTNY	1	122.85	N			
28770	LESLEY LANGNER	1	40.00	N			
28790	HVVEE	1	103.20	N			

*** REPORT TOTALS *** 272 1,300,256.41

locker room update

- 11005

Payroll \$159,408.89

\$1,459,172.50

**CITY OF YORK
CASH BALANCES
for the Month of April 2022**

Fund #	Fund	10/1/2021 Balance	Current Month Receipts	YTD Receipts	Current Month Disbursements	YTD Disbursements	Ending Balance
10-101	General	\$4,778,747.46	\$837,247.99	\$4,684,574.25	\$699,439.89	\$5,387,093.12	\$4,076,228.59
	American Rescue Plan Act	\$694,322.93	\$0.00	\$0.00	\$2,271.67	\$118,174.89	\$576,148.04
10-102	Auditorium	\$0.00	\$12,142.38	\$82,945.36	\$6,788.66	\$82,144.46	\$800.90
10-103	Park	\$0.00	\$46,681.17	\$328,826.95	\$28,799.45	\$244,052.22	\$84,774.73
10-104	Police	\$0.00	\$187,199.69	\$1,321,749.79	\$180,857.75	\$1,181,891.70	\$139,858.09
10-105	Community Center	\$0.00	\$99,194.79	\$321,975.50	\$62,897.18	\$270,672.66	\$51,302.84
10-106	Aquatic Center	\$0.00	\$23,053.58	\$140,048.06	\$10,749.19	\$53,262.53	\$86,785.53
10-110	Senior Center	\$0.00	\$1,478.42	\$10,348.94	\$716.02	\$7,994.31	\$2,354.63
10-201	Convention Center	\$0.00	\$64,271.72	\$400,610.90	\$41,359.73	\$272,241.05	\$128,369.85
10-111	Ball Field	\$0.00	\$27,031.96	\$146,179.00	\$44,155.22	\$184,753.78	(\$38,574.78)
13	User Fees	\$16,710.00	\$0.00	\$1,060.00	\$77.51	\$77.51	\$17,692.49
22	Ambulance	\$42,650.00	\$109,610.06	\$1,085,725.98	\$136,149.57	\$946,497.26	\$181,878.72
22	Fire	\$0.00	\$37,580.67	\$303,692.15	\$28,435.42	\$284,470.50	\$19,221.65
24	Library	\$0.00	\$40,097.65	\$390,040.60	\$40,342.71	\$350,091.08	\$39,949.52
14-144	General Capital-Auditorium	\$41,077.26	\$0.00	\$0.00	\$0.00	\$0.00	\$41,077.26
14-145	General Capital-Comm Ctr	\$733,083.89	\$0.00	\$0.00	\$4,643.10	\$904,280.58	(\$171,196.69)
General Balances		\$6,306,591.54	\$1,485,590.08	\$9,217,777.48	\$1,287,683.07	\$10,287,697.65	\$5,236,671.37
11	Keno	\$43,533.67	\$9.93	\$1,539.14	\$0.00	\$7,066.00	\$38,006.81
20	Aviation	\$499,417.67	\$37,035.05	\$233,780.64	(\$8,756.70)	\$140,786.74	\$592,411.57
20	Aviation - Federal Funds	\$0.00	\$0.00	\$0.00	\$0.00	\$0.00	\$0.00
31	Fire Pension	\$168,573.07	\$16,743.29	\$117,093.56	\$12,320.88	\$94,004.51	\$191,662.12
30	Police Pension	\$160,080.26	\$6,107.62	\$42,667.24	\$5,642.00	\$42,237.01	\$160,510.49
32	911 Surcharge	\$61,036.46	\$78.90	\$3,661.96	\$0.00	\$0.00	\$64,698.42
33	Health Insurance	\$1,493,990.17	\$125,514.13	\$854,336.59	\$98,909.97	\$909,600.18	\$1,438,726.58
Total Tax Funds		\$8,733,222.84	\$1,671,079.00	\$10,470,856.61	\$1,395,799.22	\$11,481,392.09	\$7,722,687.36
50	Street	\$1,649,799.98	\$247,990.54	\$1,518,554.86	\$68,654.66	\$809,728.43	\$2,358,626.41
70	Landfill-Cash & Invest	\$2,074,322.58	\$121,071.62	\$5,180,532.57	\$103,615.59	\$1,702,066.29	\$5,552,788.86
	Landfill-Operations	\$112,807.75	\$76,538.22	\$1,620,822.18	\$76,538.22	\$1,620,822.18	\$112,807.75
	Landfill-Debt Service	\$0.00	\$27,077.37	\$81,232.11	\$0.00	\$0.00	\$81,232.11
78	Old Landfill Closure	\$12,051.70	\$0.00	\$14.94	\$0.00	\$0.00	\$12,066.64
79	Landfill Post Closure	\$2,455,332.72	\$0.00	\$84,160.99	\$0.00	\$0.00	\$2,539,493.71
	C&D Site Closure/Post Closu	\$173,091.82	\$0.00	\$17,232.05	\$0.00	\$0.00	\$190,323.87
75	Landfill Construction	(\$110,579.28)	\$0.00	\$0.00	\$792,691.97	\$843,657.69	(\$954,236.97)
Total Non-Tax Funds		\$ 6,366,827.27	\$ 472,677.75	\$ 8,502,549.70	\$ 1,041,500.44	\$ 4,976,274.59	\$ 9,893,102.38
12	CDBG Revolving Loan	\$78,659.75	\$4,178.95	\$281,595.42	\$0.00	\$252,340.11	\$107,915.06
12	Housing Grant - Federal Funr	(\$58,367.05)	\$0.00	\$115,958.67	(\$1,371.92)	\$68,957.75	(\$11,366.13)
12	Buy Rehab Sell	\$173,600.68	\$6.99	\$80,219.33	\$5,639.47	\$89,349.45	\$164,470.56
60	Federal Proj (Blackburn Br)	\$938,178.43	\$4,319.55	\$542,691.16	\$521.08	\$7,736.56	\$1,473,133.03
60	Shadow Brook Project	(\$14,374.68)	\$0.00	\$0.00	\$0.00	\$0.00	(\$14,374.68)
60	Concrete Panel/Asphaltry Pro	\$0.00	\$36,050.00	\$5,150,000.00	\$0.00	\$122,048.93	\$5,027,951.07
19-192	Land Acq - Indust. Park	\$1,121,843.69	\$366.76	\$238,288.39	\$13,045.83	\$76,147.02	\$1,283,985.06
19-193	Land Acq - Right-of-ways	\$21,140.13	\$0.00	\$0.00	\$0.00	\$0.00	\$21,140.13
19-194	Land Acq - Parks	\$66,046.21	\$0.00	\$0.00	\$0.00	\$0.00	\$66,046.21
19-194	Council of Gov'ts CD's	\$32,976.14	\$0.00	\$0.00	\$7,407.92	\$7,407.92	\$25,568.22
16	Total Bond Funds	\$353,368.01	\$54,549.85	\$384,627.51	\$38,675.00	\$646,544.12	\$91,451.40
40	Total TIF Funds	\$475,757.01	\$104.75	\$1,651.31	\$0.00	\$76,544.62	\$400,863.70
Total Misc. Funds		\$ 3,188,828.32	\$ 99,576.85	\$ 6,795,031.79	\$ 63,917.38	\$ 1,347,076.48	\$ 8,636,783.63
Total All Funds		\$ 18,288,878.43	\$ 2,243,333.60	\$ 25,768,438.10	\$ 2,501,217.04	\$ 17,804,743.16	\$ 26,252,573.37

LB 357 Cash Available (from Page 2)
Wastewater Cash Available (from Page 3)
Water Cash Available (from Page 3)

\$1,895,341.17
\$3,415,405.10
\$8,266,144.52
\$ 39,829,464.16

City of York
LB 357 Funds Summary

	31-Mar-22	30-Apr-22
LB 357 Funds Allocation		
Cash Balance	\$14,793,873.67	\$14,896,595.68
Less: Quiet Zone	(\$1,503,528.97)	(\$1,496,028.97)
School-Owned Properties	(\$753,520.34)	(\$753,520.34)
Ball Field	(\$9,564,326.31)	(\$9,564,326.31)
City-Owned Properties	(\$1,153,228.89)	(\$1,187,378.89)
 Total Cash Available	 \$1,819,269.16	 \$1,895,341.17
 Less Restricted Funds		
Debt Service	(\$372,586.15)	(\$450,240.96)
Debt Service Reserve	\$0.00	\$0.00
 Total Unallocated LB 357 Funds	 \$1,446,683.01	 \$1,445,100.21

City of York Public Works Summary

	31-Mar-22	30-Apr-22
Wastewater		
Cash Balance	\$3,324,001.97	\$3,415,405.10
Less: Construction Fund	\$0.00	\$0.00
 Total Cash Available	 \$3,324,001.97	 \$3,415,405.10
 Less Restricted Funds		
Operations	\$0.00	\$0.00
Debt Service	(\$444,018.99)	(\$567,483.04)
Debt Service Reserve	\$0.00	\$0.00
Renewal & Replacement	\$0.00	\$0.00
 Total Unrestricted Funds	 \$2,879,982.98	 \$2,847,922.06
Water		
Cash Balance	\$7,543,664.88	\$7,621,350.54
Less: Construction Fund	(\$283,603.91)	(\$282,380.35)
Add: Farm Management Acct	\$942,092.82	\$927,174.33
 Total Cash Available	 \$8,202,153.79	 \$8,266,144.52
 Less Restricted Funds		
Operations	(\$108,577.00)	(\$108,577.00)
Debt Service	(\$324,003.48)	(\$384,864.11)
Debt Service Reserve	(\$266,768.69)	(\$266,768.69)
 Total Unrestricted Funds	 \$7,502,804.62	 \$7,505,934.72

City of York
for the Month of April 2022

Auditors Grouping	<u>Total Amount</u>	<u>Restricted or Assigned</u>	<u>Unrestricted</u>	<u>Notes</u>
10 General:				
General	\$4,076,228.59	42,432.77	\$4,033,795.82	Restricted - YCF (Parks, Police) and Museum Donations
ARP Act \$	\$576,148.04	\$576,148.04	\$0.00	Restricted grant money
Senior Center	\$2,354.63		\$2,354.63	
Police	\$139,858.09		\$139,858.09	
Community Center	\$51,302.84		\$51,302.84	
Park	\$84,774.73		\$84,774.73	
Auditorium	\$800.90		\$800.90	
Convention Center	\$128,369.85		\$128,369.85	
Aquatic Center	\$86,785.53		\$86,785.53	
Ball Park	(\$38,574.78)		(\$38,574.78)	
Total	\$5,108,048.42	\$618,580.81	\$4,489,467.61	
13 User Fees	\$17,692.49	\$17,692.49		Assigned
14 General Capital Projects	(\$130,119.43)	(\$130,119.43)		
22 Fire/EMS	\$201,100.37	\$42,927.40	\$158,172.97	Restricted - York Community Foundation
24 Library	\$39,949.52		\$39,949.52	
30 Police Pension	\$160,510.49		\$160,510.49	
31 Fire Pension	\$191,662.12		\$191,662.12	
Total General	\$5,588,843.98	\$549,081.27	\$5,039,762.71	
50 Street	\$2,358,626.41	\$2,358,626.41		
20 Aviation	\$592,411.57	\$592,411.57		Assigned
16 Debt Service	\$91,451.40	\$91,451.40		
15 LB 357	\$1,895,341.17	\$1,895,341.17		
60 Capital Projects	\$6,486,709.42	\$6,486,709.42		
12 CDBG	\$261,019.49	\$261,019.49		
11 Keno	\$38,006.81	\$38,006.81		
19 Sinking	\$1,396,739.62	\$25,568.22	\$1,371,171.40	
32 E911	\$64,698.42	\$64,698.42		
40 TIF	\$400,863.70	\$400,863.70		
Total Governmental	\$19,174,711.99	\$12,763,777.88	\$6,410,934.11	
70 Landfill:				
Landfill	\$5,552,788.86		\$5,552,788.86	
Landfill-Operations	\$112,807.75	\$112,807.75		Bond Requirements
Landfill-Debt Service	\$81,232.11	\$81,232.11		Bond Requirements
Old Landfill Closure	\$12,066.64	\$12,066.64		
Landfill Closure/Post	\$2,539,493.71	\$2,539,493.71		
C&D Site Closure/Post	\$190,323.87	\$190,323.87		
Construction	(\$954,236.97)		(\$954,236.97)	
Total Landfill	\$7,534,475.97	\$2,935,924.08	\$4,598,551.89	
80 Wastewater	\$3,415,405.10	\$567,483.04	\$2,847,922.06	Bond Requirements
90 Water	\$8,266,144.52	\$760,209.80	\$7,505,934.72	Bond Requirements
Total Enterprise	\$19,216,025.59	\$4,263,616.92	\$14,952,408.67	
33 Health Insurance	\$1,438,726.58	\$1,438,726.58		Assigned for insurance claims needs
Total City	\$39,829,464.16	\$18,466,121.38	\$21,363,342.78	

DEPARTMENT REPORTS

APRIL 2022


COMMUNITY CENTER
FIRE
KILGORE MEMORIAL LIBRARY
POLICE
PUBLIC WORKS

Community Center

Total Income (Unofficial): \$78,650.60

	CASH	CHECK	CREDIT	TOTAL	Center Admission	Aud Admission	FAC Admission	Center Programs	FAC Programs	Center Rentals	Aud Rentals	Miscellaneous
TOTALS	\$8,745.80	\$27,867.00	\$42,037.80	\$78,650.60	\$67,867.55	\$6.05	\$443.00	\$5,179.00	\$2,065.00	\$855.00	\$2,235.00	\$0.00

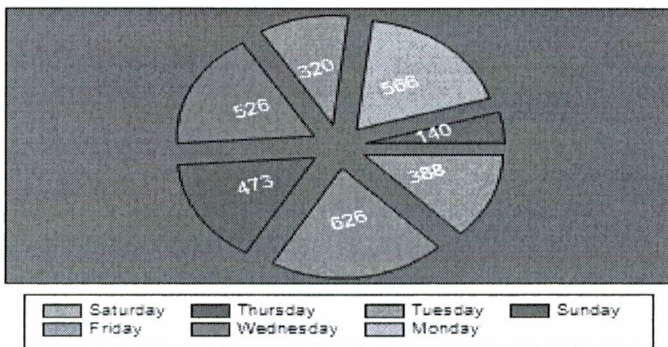
Total Memberships/Day Passes/Coupon Books Sold: 1,383



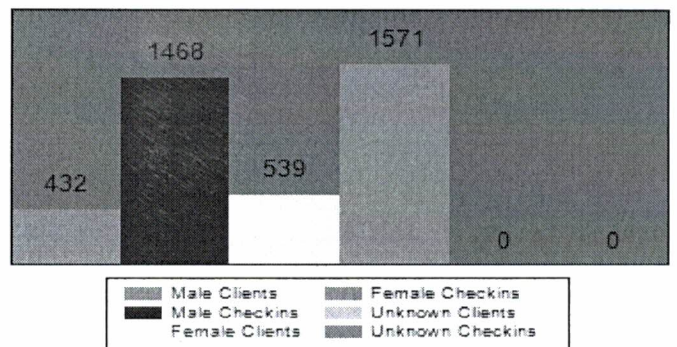
Youth/Senior Day Pass	Adult Month Membership	Family Month Membership	City Wellness Adult 6 Month Membership
Adult Day Pass	Joint Adult Annual Membership	Youth/Senior Month Membership	City Wellness Adult Annual Membership
Joint Family Annual Membership	Adult Annual Membership	Youth/Senior 6 Month Membership	City Wellness Family Annual Membership
Joint Youth Annual Membership	Family 6 Month Membership	City Wellness Family Annual Membership	City Wellness Senior Annual Membership
Youth/Senior Annual Membership	Adult 6 Month Membership	City Wellness Family Joint Annual Membership	Silver Sneakers Or Silver Sneakers Prime
Family Annual Membership	City Wellness Family Joint Annual Membership	Silver Sneakers Or Silver Sneakers Prime	

Total Membership Attendance: 3,039

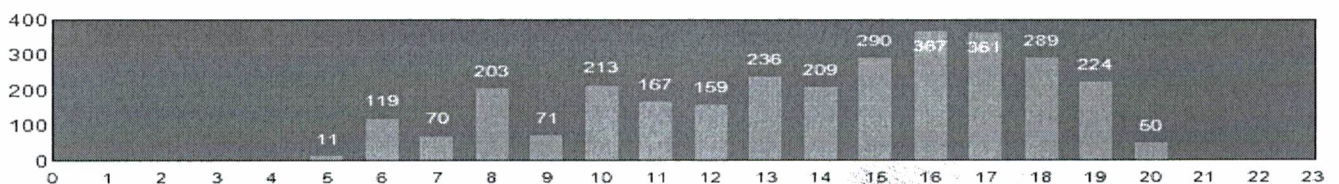
By Day Of Week



By Gender



By Hour of Day



York College: 346

Adult/Community/Youth Programs/Leagues:

The programs/leagues in April included Story Walk, Adult Lap Swim, Senior Water Aerobics, Noon Ball, Pickleball Open Rec, Game On!, Munchkin Mornings, Water Aerobics, Pee Wee Sports, Coed 6's Indoor Volleyball League, Be a Builder, Underwater Easter Egg Hunt, and *NEW* GG Leagues – Online Gaming Competition.

There were 120 Community Center rentals/reservations in April for YPR programs (Adult Lap Swim, Senior Water Aerobics, Game On!, Munchkin Mornings, Lifeguard Class, Water Aerobics, Pee Wee Sports, Be a Builder, & Underwater Easter Egg Hunt), YHS 9th grade swim unit, party packages, YHS Aqua Jogging, United Methodist Church group swim, Tree Board meeting, & T-Ball coaches meeting.

Auditorium

The Auditorium is closed for Open Rec until October due to needing staff at the Community Center. There were 50 Auditorium rentals/reservations in April for YPR programs/leagues (Noon Ball & Pickleball Open Rec), Kirby's School of Dance set up, rehearsal, and recital, and wedding reception.

Parks

There were 4 East Hill Park rentals/reservations for YHS girls' tennis V invitational and V/JV duals, 5 Harrison Park rentals/reservations for YHS girls' tennis V invitational and V/JV duals and a Cub Scouts Pack Troop 173 gathering, and 1 Mincks Park rental/reservation for a CASA for York County 5K run in April.

Family Aquatic Center

There were no FAC rentals/reservations in April due to the end of season closure in August.

Ballpark Complex

There were 21 Miller Park rentals/reservations in April for Fusion softball practices and Knights baseball practice & games.

There were no Beaver Creek rentals/reservations in April.

There were 43 Ballpark Complex batting cage rentals/reservations in April for Fusion softball practices, Nebraska Prime Fastpitch softball practices, and Knights baseball practices.

There were 139 Ballpark Complex field rentals/reservations in April for York college softball practices and games, Fusion softball practices, Knights baseball practices, games, and scrimmage, Nebraska Prime Fastpitch softball practices and games, York College baseball games, and two tournaments.

Total Income (Unofficial): \$12,456.63

	CASH	CHECK	CREDIT	TOTAL	Sponsorships	Complex Concession	Miller Concession	Concession Total	Rental Fee	Player Fee	Split % w/	Notes
TOTALS	\$9,866.01	\$354.00	\$2,236.62	\$12,456.63	\$150.00	\$520.00	\$11,786.63	\$0.00	\$0.00	\$0.00	\$0.00	

SupplyWorks

Community Center	332.78
Auditorium	295.60
Library	41.00
Police Dept.	376.60
City Office	236.19
Fire Dept.	33.42
Total:	1315.59

Report Completed by Cheree Folts, Director of Parks and Recreation on 5/12/2022

York Fire Department

Monthly Report

April 2022

The York Fire Department responded to 121 calls for assistance during the month of April 2022. There were 97- 911 EMS calls for service. We did 23 hospital to hospital transfers. We had 10 fire calls with a damage total of \$3500 for a vehicle fire that was a total loss.

We did shift training was on a familiarization tour of York Cold Storage. All 3 shifts and the volunteer staff were able to attend. We had some very good hazardous material training with Robert Burke, a Firehouse Magazine contributing editor. We first had a refresher class on Haz Mat containers and placarding. Then we had a drill at York General Hospital using those refreshed skills in a gas leak scenario. We will be using Robert's expertise more in the future. Our EMT's attended a Zoom class on drug overdose and psychological emergencies. Our fire personnel did an equipment drill. Our 4 advanced EMT students finished their classes and are going through the National Registry testing process. We have one volunteer attending EMT classes at SCC in Lincoln. Reggie is finishing up his paramedic classes and will be starting an internship with GI Fire to finish up his class. Captain Roy Nickels, FF Brandon Lambert, and FF Daniel Slocum attended a Fire Instructor 2 class. They each have a to create a fire training class complete with objectives, subject matter, present the class, and an evaluation. They will complete this class in May. This will enable these 3 to make their own classes and will also give them the opportunity to get their EMS instructor license. We had 367 hours of documented training in April.

The 1932 LaFrance was used for a public relations event on April 16th at the Wessels Living History Farm. The Fire Chief attended our City of York Safety Committee meeting. We have added 2 volunteer firefighters and 1 junior firefighter to our ranks. We are currently in the process of hiring an entry level FF/EMT, we have 9 applications. We will also be going through the captain promotion process.

Captain Dan Robinson retired April 27th after a career of 31 ½ years of service. A coffee was held for him on April 29th at the Fire Station.

Respectfully submitted,

Anthony Bestwick

York Fire Chief

Kilgore Memorial Library
Director's Report
Prepared for the May, 2022
York City Council meeting

1. The Baker Display will be filled with a Summer Reading display on the theme, "Oceans of Possibilities." The Bedient Gallery will soon be the home of a display with fact sheets and artifacts from data gathered at the York County Historical Association office about the Nebraska Territory and its development. These displays will be up through August.
2. Summer Reading Club events have been set. Carol Baker is working with library staff to get everything in place for the Kick-off event on June 4. Join us for a picnic and crafts from 11:00 am to 1:00 pm at the library.
3. The adult version of Summer Reading Club will be a return of the popular SMACKDOWN with Seward to learn, "Who Reads More on Highway 34!" Registration for this program will begin on May 23 and ends on July 29.
4. The ConnecTech classes that library staff member, Janey Due, is offering have grown in popularity. Many visitors have stopped in for one specific type of assistance. There have been several who have signed up for a series of workshops on their topic of interest. For the next phase of this service we are considering an appointment based service to see what response we will have from the public if the sessions are at a scheduled time to meet their needs.
5. The Altered Book Club met in March and participants created a spring wreath with book pages and adorned them by folding book pages into flowers that were attached to the wreath. The May meeting will be on Monday the 23rd when we will be making journals or scrapbooks.
6. The York Public Schools Kindergartners enjoyed a visit to the library during their field trip day. Carol Baker shared a wonderful story and gave them details about Summer Reading Club during their time here.
7. Carol Baker continues to work on becoming a certified member of the staff. She is currently working on the Intellectual Freedom class. Part-time staff members, Janey Due and Katheryn Karabel, are also working to become certified staff through the classes offered by the Nebraska Library Commission.

Respectfully submitted by,



Debora Robertson
Director, Kilgore Memorial Library

LIBRARY DATA AT A GLANCE

Data Type	Oct 2021	Nov 2021	Dec 2021	Jan 2022	Feb 2022	March 2022	April 2022	May 2022	June 2022	July 2022	Aug 2022	Sept 2022	Year to Date
Added to Physical Collections	358	260	368	75	445	288	319						2113
Added to E-Book Collections	873	474	491	430	420	673	672						4033
Physical item circulation	5,088	4,994	4,679	4,863	4,820	5,103	4,862						34409
E-books Circulations	1,322	1,384	1,349	1,543	1,262	1,402	1,359						9621
New Patrons	28	27	26	23	25	44	32						205
Public Computer logins	531	508	391	582	534	620	479						3645
Door Count	3,085	2,652	3,379	2,595	2,954	2,771	2,716						20152
Website visits	2,073	4,204	9,734	3908	1,877	2,212	1,713						25721
Meeting Room Use	510	453	372	280	333	436	578						2962

Data Type	Total 2021	Total 2020	Total 2019
Physical Collections	64,107	63,321	63,921
E-Book Collections	52,789	57,200	52,276
Physical item circulation	58,648	45,885	64,409
E-book Circulations	17,647	16,935	12,790
Registered Borrowers	5,104	5,348	8,276
Public Computer logins	6,445	6,391	13,864
Door Count	48,055	36,276	52,003
Website visits	49,025	51,633	59,600
Meeting Room Use	3,000	3,576	5,331

Data for annual report to Nebraska Library Commission submitted 2-10-2022.

POLICE DEPARTMENT MONTH END REPO

APRIL 2022

CFS = CALLS FOR SERVICE

Accidents calls in total	13
Cases	8
CFS only	5
Property damage accidents	7
Hit & run accidents	4
Personal injury accidents (persons injured – 4).	2
Fatality accidents	0
Number of vehicles involved in accidents	26

Total Mileage patrolled	10,737
(800- 1519; 802 – 601; 803 – 2562 ; 804 – N/A	
805 -2605; 806 – 1648; 808 – 1344; 809-458)	

Total Calls for Service (CFS)	703
---	-----

Tickets Issued—(T-traffic/ P-parking/ A-animal/ H-Notification-health)

T-Citations –12; P-Citations –0 ;
T-Warnings – 8; P-Warnings -5; A-Warnings – 28; H-Warnings -9
P-Non-moving Violation--4 ; Defects—5; H-Notifications -- 2 ;
Verbal Warnings (all) -- 138;

Health/Vegetation CFS	19
Animal CFS- 56 (dog bite-3)	59
Parking related CFS	19
Extra/Special Services-(Escorts ; Other chks ; Aid ; Patrol)	39
School checks	7
Welfare Checks	29
Alarms (Business/Residential)	12
Traffic related CFS (Stops-180,Offenses-19; Mot. Asst-2)	201
Juvenile involved CFS (juv-runaway/missing/kidnapping-abduction).	15
HHS (16)/Child Abuse/Neglect(0)- Adult Protective Services (6)	22
Assaults/Sexual Assaults reports/investigated (A-4 /S- 1)	5
Disturbance/Disorderly Conduct CFS	33
Vandalism (Criminal Mischief) reported/investigated.	7
Forgery/Fraud reported/investigated	4
Burglary reported/investigated	0
Larceny (Theft-Motor Veh) reported/investigated	17
Criminal Offenses (Cases Made)	59
-Citations in lieu of Arrest	4
-Arrests	23

DEPARTMENT OF PUBLIC WORKS
MONTHLY REPORT

April — 2022

STREET DEPARTMENT

During the month of April, the central garage serviced and repaired equipment for all city departments as follows:

Street	8	Airport	0	Park	0	Fire	0
Police	0	Landfill	0	Wastewater	12	Water	0

The street sweeper operated 163 hours in April, during which time 79 miles were swept and 64 cubic yards of material were removed from the city streets.

Other major labor activities included:

Job	Hours
General maintenance	36
Right-of-way maintenance	219
Gravel street/alley maintenance	41
Snow removal	23
Mowing/weed control	4
Tree/shrub maintenance	0
Paved surface maintenance	101
Equipment services	22
Sidewalk repair	5
Traffic signing/signal installation/repair	88
Shop cleaning	7
Storm sewer repair	95
Property Maintenance	56
TOTAL	697

PARK DEPARTMENT

Park personnel performed the following activities:

Job	Hours
Trash removal	53
Restroom cleaning	8
Property maintenance	138
Mowing/weed control	58
Tree/shrub maintenance	97
Building maintenance	15
Ball field maintenance	151
Playground equipment maintenance	4
TOTAL	524

FAMILY AQUATIC CENTER

Park personnel performed the following activities:

Job	Hours
System maintenance	0
Mowing/weed control	2
Building maintenance	5
Property maintenance	30
TOTAL	37

LIBRARY

Public Works personnel performed the following activities:

Job	Hours
General maintenance	2
Mowing/weed control	1
Building maintenance	0
Property maintenance	57
TOTAL	60

WASTEWATER TREATMENT PLANT

Plant operation for April and the comparison figures for April of last year:

	Last Month	2022	2021	Units
Total flow	32,296,969	32,309,165	28,245,132	gallons
Average flow/day	1,041,837	1,076,972	941,504	gallons
Average flow/person	130	135	118	gallons
Grit and screenings to landfill	1.75	55.55	157.21	tons
Bio solids wasted	1.8091181	1.709678	1.366317	MG

Wastewater Treatment Plant personnel performed the following activities:

Job	Hours
Plant wages	162
Laboratory testing	70
Mowing/weed control	10
Sludge removal	6
Equipment maintenance	173
Building maintenance	61
Sewer system maintenance	46
Property maintenance	194
One-call locates	10
TOTAL	732

WATER DEPARTMENT

Plant operation figures for April and the comparison figures for April of last year follow:

	Last Month	2022	2021	Unit
Total water pumped	21,636,000	27,882,000	24,209,000	gallons
Total water billed	22,998,120	23,470,830	18,895,890	gallons
Average use per day	772,714	929,400	780,935	gallons
Average use per person	97	116	98	gallons
Total electricity used	37,425	37,587	37,520	kW
Pumps yield	578	742	645	gallons/kW
Peak pumping date	10 th	27 th	7 th	
Peak amount	1,107,000	1,683,000	916,000	gallons

Report of office operations for April and comparison figures for April of last year:

	2022	2021
Water bills	1,823	1,816
Sewer bills	1,774	1,767
New taps	¾" - 5, 1" - 1	1" - 1
Service leaks	0	0
Main leaks	0	0
Diggers Hotline calls	182	109

Water Department personnel performed the following activities:

Job	Hours
Plant wages (monitoring wells, etc.)	28
Meter reading	32
Meter maintenance	6
General maintenance	7
Pump/well maintenance	36
Mowing/weed control	5
Final notice collection	0
Distribution maintenance	200
One-call locates	10
Property Maintenance	45
TOTAL	369

SOLID WASTE RECEIVING CENTER AND LANDFILL

Solid Waste Receiving Center operation figures for April as reported by scale:

	2022		2021	
	Trips	Tons	Trips	Tons
Landfill	734	2185.41	857	2640.80
C & D	111	228.41	113	329.56
Transfer Station	293	296.68	315	66.96
Brush Pile	116	52.25	239	100.82
Tire Pile	5	0.00	14	0.00
Metal Roll-off	8	0.00	13	0.00
Total	1267	2762.75	0	0.00

Revenue collected during April totaled \$118,901.00. The same period last year totaled \$129,833.10.

Landfill personnel performed the following activities:

Job	Hours
Scale/Transfer Station Operation	209
Landfill Equipment	577
Wind screen & litter control	0
Property maintenance	14
Recycling Act	10
TOTAL	810

AIRPORT

Public Works personnel performed the following activities:

Job	Hours
Airport Attendant	108
Building maintenance	0
Mowing/weed control	0
TOTAL	108

CONVENTION CENTER

Public Works personnel performed the following activities:

Job	Hours
Property maintenance	6
Building maintenance	0
Mowing/weed control	0
TOTAL	6

SUMMARY BY DEPARTMENT

Department	Hours	Percentage	Full Time Equivalent
Street	697	21	4.4
Parks/FAC	561	17	3.5
Landfill	810	24	5.1
Wastewater	732	22	4.6
Water	369	11	2.3
Airport	108	3	0.7
Convention Center/Library	66	2	0.4
TOTAL	3,343	100	21

BUILDING INSPECTIONS AND PERMITS

Our building inspection activity for April and comparison figures for April of last year are as follows:

Inspections:	2022	2021	Permits Issued:	2022	2021
Building	60	37	Building	39	41
Electrical	33	22	Electrical	10	2
Plumbing	25	23	Plumbing	0	0
Mechanical	21	14	Mechanical	2	15
Nuisance	0	0	Curb/Street	1	3
Total	139	96	Total	52	61

Thirty-nine (39) permits were issued in April for a value of \$2,443,479.72, which brings the total for the year to \$10,268,354.13. (See attached.)

Permits of note issued:

- | | | |
|----------------|-------------------------|----------------|
| • Hitz Towing | New Commercial Building | \$1,500,000.00 |
| • Leroy Taylor | Single Family Dwelling | \$500,000.00 |

BOARD OF PUBLIC WORKS

The Board of Public Works met on April 19, 2022. Minutes of the meeting are attached.

Board of Public Works
April 19, 2020 4:00 PM
City Administrator's Office

Attendance taken at 4:00 P.M.

Present Board Members:

Bill Williamsen
Kenny Ekeler
Matt Leif
Marlowe Wall

Absent:

Greg Staehr

Also Present:

James Paul, Director of Public Works

1. Agenda

2. Roll Call

3. Review Minutes of Last Meeting

Motion Passed: Minutes of the March meeting passed with a motion by Bill Williamsen and a second by Marlowe Wall.

Marlowe Wall	Yes
Matt Leif	Yes
Bill Williamsen	Yes
Greg Staehr	Absent
Kenny Ekeler	Yes

4. Farm Management Report

Motion Passed: The March Farm Management Report passed with a motion by Kenny Ekeler and a second by Bill Williamsen.

Marlowe Wall	Yes
Matt Leif	Yes
Bill Williamsen	Yes
Greg Staehr	Absent
Kenny Ekeler	Yes

5. Wastewater Financial Reports

Motion Passed: The March Wastewater Financial Reports passed with a motion by Bill Williamsen and a second by Marlowe Wall.

Marlowe Wall	Yes
Matt Leif	Yes
Bill Williamsen	Yes
Greg Staehr	Absent
Kenny Ekeler	Yes

6. Water Financial Reports

Motion Passed: The March Water Financial Reports passed with a motion by Kenny Ekeler and a second by Matt Leif.

Marlowe Wall	Yes
Matt Leif	Yes
Bill Williamsen	Yes
Greg Staehr	Absent
Kenny Ekeler	Yes

7. Claims

Motion Passed: The March Claims passed with a motion by Kenny Ekeler and a second by Matt Leif.

Marlowe Wall	Yes
Matt Leif	Yes
Bill Williamsen	Yes
Greg Staehr	Absent
Kenny Ekeler	Yes

8. Director of Public Works Report

Motion Passed: The March Director of Public Works Report passed with a motion by Bill Williamsen and a second by Kenny Ekeler.

Marlowe Wall	Yes
Matt Leif	Yes
Bill Williamsen	Yes
Greg Staehr	Absent
Kenny Ekeler	Yes

Meeting Adjourned at 4:14 P.M.

Megan Makovicka

Building Permits issued in April 2022

05-May-22

	OWNER	ADDRESS	LEGAL DESCRIPTION	DESCRIPTION	AMOUNT
98256	Marcus Harlow	26 Eastridge Dr. N		Remodel, addition	65,000.00
98257	Hitz Towing	205 W. Nobes Rd	Part of NW 1/4, 7-10-2 and NE 1/4 12-10-3	New commercial building	1,500,000.00
98258	York Evangelical Free Church	2121 N. Delaware Ave.		Sign	2,500.00
98259	Noddle	614 S. Lincoln Ave.		Fireworks stand	2,000.00
98260	Hinz Sales & Service	3900 S. Lincoln Ave.		Fireworks stand	2,000.00
98261	Bob Feldman	6 Eastridge Dr. S		Tear down garage, build new garage	75,000.00
98262	Great Place Properties	208 E. 5th St.		Remodel & add apartment	30,000.00
98263	Deb Carter	39 Edison Ave.		Egress window & well	9,084.59
98264	Alicia Remple	225 N. Iowa Ave.		Re-side	17,605.00
98265	Marjorie Bredow	1302 N. Wisconsin Ave.		Re-side	25,715.00
98267	Aaron Burger	320 S. Delaware Ave		Re-side, windows	30,000.00
98268	Larry Good	320 College Ave.		Adding bathroom in basement	8,000.00
98269	Gary Olson	828 N. Iowa Ave.		Replace sidewalk	2,500.00
98271	Cathy Klein	1000 N. Lincoln Ave.		Replace doors & windows in garage	6,000.00
98272	CG Holthus LLC	Holoch St & Holen Ave		Temporary sign	580.00
98273	Keldren LLC	Broadwell Ave & David Dr		Temporary sign	864.00
98274	CG Holthus LLC	Holthus Blvd & Hwy 81		Temporary sign	2,000.00
98275	CG Holthus LLC	Holthus Blvd & Cornhusker		Temporary sign	2,000.00
98276	Ross Ronne	1016 W. Nobes Rd.		Storage building	20,000.00
98277	Alan Ruskamp	1432 Raell Dr.		Replace fencing	8,600.00
98280	Jeana Young	224 E. 2nd St.		Re-roof	6,890.00
98292	Wendy's	4011 S. Lincoln Ave.		Fireworks Stand	2,000.00

	OWNER	ADDRESS	LEGAL DESCRIPTION	DESCRIPTION	AMOUNT
98294	Sharon Taylor	400 W. 18th St.		Re-roof	10,306.13
98295	Leroy Taylor	1402 Highway 34		Single family dwelling & shop	500,000.00
98296	Michael Finke	401 Florida Ct.		Replace driveway	5,200.00
98297	Dustin Roberts	515 Florida Ave.		Re-side	5,500.00
98298	Dwight Hanson	809 East Ave.		Re-roof	1,670.00
98299	Lisa Sonnek	1233 Indiana Ave		Privacy fence	11,500.00
98300	Ramsey Qubty	603 Florida Ave.		Re-roof	2,800.00
98302	Rudi Heinze	1303 McKaig Ave		Re-roof, repair foundation, remodel,	40,000.00
98303	Abbey Draper	555 W. 6th St.		Fence, bathroom remodel	5,000.00
98304	Runza / YN2 LLC	1605 N. Lincoln Ave.		Sign - Runza with tag line	2,300.00
98305	Runza / JBG Enterprises	329 W. David Dr.		Sign -on existing pole	14,050.00
98306	Runza / YN2 LLC	1605 N. Lincoln Ave.		Sign - on existing pole	7,475.00
98307	Runza / YN2 LLC	1605 N. Lincoln Ave.		Sign - Runza	2,300.00
98308	Runza / JBG Enterprises	329 W. David Dr.		Sign - Runza w/ tagline	7,400.00
98309	Runza / JBG Enterprises	329 W. David Dr.		Sign - Exit	640.00
98310	Luke McGregor	1105 N. Nebraska Ave		Fence	1,000.00
98313	Barb Wilson	2807 S. Lincoln Ave.		Fence	8,000.00

\$2,443,479.72

Permits Issued: 39

