

Projects Committee Meeting  
Thursday, February 27, 2025 7:30 AM  
Lower Platte North NRD Office  
P.O. Box 126  
Wahoo, NE 68066

1. UNFINISHED BUSINESS
2. SWCP
  - 2.A. SWCP Application Approvals
  - 2.B. SWCP Payments
  - 2.C. SWCP Cancellations
  - 2.D. SWCP Policy

Attached is the updated SWCP Policy;

    - Cover Crop included as a "high priority practice". Applicants will have to follow NRCS 340 (cover crop) standard/specs. The maximum acres allowed per application will be 80 acres.

Attached is the DNR NSWCP practice payment schedule that the NRD will use for cost-share reimbursement.
3. JOINT WATER MANAGEMENT ADVISORY BOARD (JWMAB)
  - 3.A. East Fremont/Elkhorn Township Drainage - FEMA HMPG

Fremont is working with LRE and JEO on a groundwater model to help assess potential impacts of storm water infiltration basins. It is assumed this model will be useful for modeling Fremont's proposed horizontal well, potential de-watering projects, and potential surface water augmentation projects.
  - 3.B. West Fremont - FEMA BRIC

The final West Fremont/Platte Township report (without appendices) is attached.
  - 3.C. Rawhide Creek Watershed - NRCS WFPO

JEO received NWMC comments and plans to resubmit to the State by the end of February. Partners need to have a preliminary discussion on cost-share and lead agency for the design phase.
  - 3.D. North Bend Drainage District

The Contractor continues to make progress.
  - 3.E. Cotterell Diking and Drainage District

Dodge County is awaiting approval from the Diking District to submit the NOI and Grant Application to NEMA for Scoping (evaluation).
4. SHELL CREEK WATERSHED

4.A. Shell Creek Implementation - 319 & NET

Next SCWIG meeting is scheduled for 3/17, 10:00 at Columbus FO. Bos submitted one new onsite wastewater upgrade application:

Jeff Johnson Onsite Wastewater \$6,000

SCWIG is helping UNL and NDEE organize a producer workshop in Lindsay on March 11th. UNL will present findings from their work related to the hydrological impacts of conservation practices. They are looking to get stakeholder perspective on their findings and discuss future scope.

5. WAHOO CREEK WATERSHED

5.A. Flood Reduction Structures

5.A.1. Design - Olsson

Olsson expects to have the 404 permit and biological assessment for the final 6 sites submitted to ACOE by end of the month.

Olsson has submitted storage permit applications to DNR starting with site 55 Attached is Change Order #1; the change is due to altering auxiliary spillway alignment to remain outside of existing ammonia pipeline easement which requires more rip-rap due to increased grade of spillway.

Also included in change order is requested spillway approach; additional smaller graded rock to allow for a safer approach during O&M activities.

Invoices for first three sites (526664), and second (528244) six sites are attached.

5.A.2. Real Estate - Olsson & Great Plains Appraisal

There will be no new appraisals for this month however Olsson has forwarded final extents for sites 85 and 77 to Cody at Great Plains Appraisal for the next set. We expect to see appraisals for them by next month's meeting.

Danielle and Elliott have met with all landowners impacted by WCW sites who wanted to meet prior to appraisals. We are waiting for the final two parcels on site 55 and could have them by Board meeting.

Site 84 - Cerv parcel

Invoice attached

5.A.3. Construction - TCI & Olsson

Agenda for monthly construction update meeting and Olsson field report (with photos) is attached.

Weather slowed construction progress for the month. Work completed includes:

- Rip rap hauled/stockpiled.
- Completed rip rap placement on shoreline stabilizations at site 27
- Started plunge pool and creek diversion excavation
- TCI built pipe supports (formed concrete) for 26A and 27.

5.B. Water Quality - NWQI & 319

The annual Wahoo Creek NWQI agency update meeting is scheduled for February 28th, 10:00, in the Board Room.

Topics to be covered:

General Review of the project.

Review FY 2024 NWQI progress.

- \* NRCS "Applications and Funding"
- \* NDEE "Monitoring and Sampling"
- \* NRD "Outreach"

Discuss FY 2025 NWQI plans.

- \* NRCS "Applications and Funding"
- \* NDEE "Monitoring and Sampling"
- \* NRD "Outreach"

Bryan Schupe is also scheduling meetings with Jake to discuss conservation practices and NWQI happenings.

6. LOWER PLATTE RIVER CORRIDOR ALLIANCE

7. MORSE BLUFF LEVEE

Should funding arise, we will need to be ready to work with Saunders County and potentially lead the effort.

8. LINDSAY POND RESTORATION

Construction is approximately 90% complete and the pond is currently being refilled. NGPC plans to stock the lake in March. Trail and seeding are left to be completed. Construction is planned to be completed in May 2025.

Lindsay is requesting the remaining \$25,000 of the \$50,000 committed for their pond restoration project. A letter of request and report narrative is attached. Additionally, several pictures taken on January 14th are attached.

9. EROSION AND SEDIMENT RULES AND REGULATIONS

10. HAZARD MITIGATION PLAN UPDATE

The drought mitigation plan meetings with municipalities are wrapping up. We have two left, with the Rogers meeting scheduled for 02/27/25 at 3:00 PM and the Yutan meeting in the process of being rescheduled. Once those meetings are done, JEO will be able to complete their drought risk assessment matrix and their recommendations for the communities.

11. OTHER

The Trail-on-Rail grant is being resubmitted next week - same scope/project as previous.

12. ADJOURNMENT

**Environmental Quality Incentive Program**  
**Nebraska**

**Fiscal Year 2025**

<b>County</b>	<b>Code</b>	<b>Practice</b>	<b>Component</b>	<b>Units</b>	<b>Unit Cost</b>
Statewide	101	CNMP Design and Implementation Activity	All Livestock Operations, 301 to 700 Animal Units	No	\$4,447.29
Statewide	101	CNMP Design and Implementation Activity	HU-All Livestock Operations, 301 to 700 Animal Units	No	\$5,336.75
Statewide	101	CNMP Design and Implementation Activity	All Livestock Operations, Greater Than 700 Animal Units	No	\$6,971.90
Statewide	101	CNMP Design and Implementation Activity	HU-All Livestock Operations, Greater Than 700 Animal Units	No	\$8,366.28
Statewide	101	CNMP Design and Implementation Activity	All Livestock Operations, Less Than or Equal to 300 Animal Units	No	\$4,976.54
Statewide	101	CNMP Design and Implementation Activity	HU-All Livestock Operations, Less Than or Equal to 300 Animal Units	No	\$5,971.85
Statewide	101	CNMP Design and Implementation Activity	All Livestock Operations, No Land Application	No	\$836.54
Statewide	101	CNMP Design and Implementation Activity	HU-All Livestock Operations, No Land Application	No	\$1,003.85
Statewide	101	CNMP Design and Implementation Activity	CNMP Revision	No	\$3,646.31
Statewide	101	CNMP Design and Implementation Activity	HU-CNMP Revision	No	\$4,375.57
Statewide	102	Comprehensive Nutrient Management Plan	Dairy Operations, 301 to 700 Animal Units	No	\$5,148.19
Statewide	102	Comprehensive Nutrient Management Plan	HU-Dairy Operations, 301 to 700 Animal Units	No	\$6,177.82
Statewide	102	Comprehensive Nutrient Management Plan	Dairy Operations, Greater Than 700 Animal Units	No	\$6,434.40
Statewide	102	Comprehensive Nutrient Management Plan	HU-Dairy Operations, Greater Than 700 Animal Units	No	\$7,721.28
Statewide	102	Comprehensive Nutrient Management Plan	Dairy Operations, Less Than or Equal to 300 Animal Units	No	\$4,184.37
Statewide	102	Comprehensive Nutrient Management Plan	HU-Dairy Operations, Less Than or Equal to 300 Animal Units	No	\$5,021.24
Statewide	102	Comprehensive Nutrient Management Plan	Dairy Operations, No Land Application	No	\$4,377.80
Statewide	102	Comprehensive Nutrient Management Plan	HU-Dairy Operations, No Land Application	No	\$5,253.36
Statewide	102	Comprehensive Nutrient Management Plan	Non-Dairy Livestock Operations, 301 to 700 Animal Units	No	\$4,508.43
Statewide	102	Comprehensive Nutrient Management Plan	HU-Non-Dairy Livestock Operations, 301 to 700 Animal Units	No	\$5,410.11
Statewide	102	Comprehensive Nutrient Management Plan	Non-Dairy Livestock Operations, Less Than or Equal to 300 Animal Units	No	\$3,413.98
Statewide	102	Comprehensive Nutrient Management Plan	HU-Non-Dairy Livestock Operations, Less Than or Equal to 300 Animal Units	No	\$4,096.77
Statewide	102	Comprehensive Nutrient Management Plan	Non-Dairy Livestock Operations, No Land Application	No	\$2,704.72
Statewide	102	Comprehensive Nutrient Management Plan	HU-Non-Dairy Livestock Operations, No Land Application	No	\$3,245.67

County	Code	Practice	Component	Units	Unit Cost
Statewide	102	Comprehensive Nutrient Management Plan	Non-Dairy Operations, Greater Than 700 Animal Units	No	\$5,794.64
Statewide	102	Comprehensive Nutrient Management Plan	HU-Non-Dairy Operations, Greater Than 700 Animal Units	No	\$6,953.56
Statewide	106	Forest Management Plan	Nonindustrial Private Forest, 101 to 250 Acres	No	\$2,923.51
Statewide	106	Forest Management Plan	HU-Nonindustrial Private Forest, 101 to 250 Acres	No	\$3,508.21
Statewide	106	Forest Management Plan	Nonindustrial Private Forest, 21 to 100 Acres	No	\$1,779.53
Statewide	106	Forest Management Plan	HU-Nonindustrial Private Forest, 21 to 100 Acres	No	\$2,135.43
Statewide	106	Forest Management Plan	Nonindustrial Private Forest, 251 to 500 Acres	No	\$4,321.71
Statewide	106	Forest Management Plan	HU-Nonindustrial Private Forest, 251 to 500 Acres	No	\$5,186.06
Statewide	106	Forest Management Plan	Nonindustrial Private Forest, 501 to 1,000 Acres	No	\$5,275.03
Statewide	106	Forest Management Plan	HU-Nonindustrial Private Forest, 501 to 1,000 Acres	No	\$6,330.04
Statewide	106	Forest Management Plan	Nonindustrial Private Forest, Greater Than 1,000 Acres	No	\$6,863.90
Statewide	106	Forest Management Plan	HU-Nonindustrial Private Forest, Greater Than 1,000 Acres	No	\$8,236.68
Statewide	106	Forest Management Plan	Nonindustrial Private Forest, Less Than or Equal to 20 Acres	No	\$1,207.54
Statewide	106	Forest Management Plan	HU-Nonindustrial Private Forest, Less Than or Equal to 20 Acres	No	\$1,449.04
Statewide	110	Grazing Management Plan	Grazed Lands, 1,501 to 5,000 Acres	No	\$3,298.88
Statewide	110	Grazing Management Plan	HU-Grazed Lands, 1,501 to 5,000 Acres	No	\$3,958.65
Statewide	110	Grazing Management Plan	Grazed Lands, 101 to 500 Acres	No	\$2,356.34
Statewide	110	Grazing Management Plan	HU-Grazed Lands, 101 to 500 Acres	No	\$2,827.61
Statewide	110	Grazing Management Plan	Grazed Lands, 5,001 to 10,000 Acres	No	\$3,770.14
Statewide	110	Grazing Management Plan	HU-Grazed Lands, 5,001 to 10,000 Acres	No	\$4,524.17
Statewide	110	Grazing Management Plan	Grazed Lands, 501 to 1,500 Acres	No	\$2,827.61
Statewide	110	Grazing Management Plan	HU-Grazed Lands, 501 to 1,500 Acres	No	\$3,393.13
Statewide	110	Grazing Management Plan	Grazed Lands, Greater Than 10,000 Acres	No	\$4,241.41
Statewide	110	Grazing Management Plan	HU-Grazed Lands, Greater Than 10,000 Acres	No	\$5,089.69
Statewide	110	Grazing Management Plan	Grazed Lands, Less Than or Equal to 100 Acres	No	\$1,885.07
Statewide	110	Grazing Management Plan	HU-Grazed Lands, Less Than or Equal to 100 Acres	No	\$2,262.09

County	Code	Practice	Component	Units	Unit Cost
Statewide	116	Soil Health Management Plan	Crops and Livestock Soil Health Management, Greater Than or Equal to Five Units	No	\$1,934.33
Statewide	116	Soil Health Management Plan	HU-Crops and Livestock Soil Health Management, Greater Than or Equal to Five Units	No	\$2,321.20
Statewide	116	Soil Health Management Plan	Crops and Livestock Soil Health Management, Less Than Five Units	No	\$1,547.47
Statewide	116	Soil Health Management Plan	HU-Crops and Livestock Soil Health Management, Less Than Five Units	No	\$1,856.96
Statewide	116	Soil Health Management Plan	Crops Soil Health Management, Greater Than or Equal to Five Units	No	\$1,805.38
Statewide	116	Soil Health Management Plan	HU-Crops Soil Health Management, Greater Than or Equal to Five Units	No	\$2,166.45
Statewide	116	Soil Health Management Plan	Crops Soil Health Management, Less Than Five Units	No	\$1,418.51
Statewide	116	Soil Health Management Plan	HU-Crops Soil Health Management, Less Than Five Units	No	\$1,702.21
Statewide	116	Soil Health Management Plan	Organic Crops and Livestock Soil Health Management, Greater Than or Equal to Five Units	No	\$2,321.20
Statewide	116	Soil Health Management Plan	HU-Organic Crops and Livestock Soil Health Management, Greater Than or Equal to Five Units	No	\$2,785.44
Statewide	116	Soil Health Management Plan	Organic Crops and Livestock Soil Health Management, Less Than Five Units	No	\$2,192.24
Statewide	116	Soil Health Management Plan	HU-Organic Crops and Livestock Soil Health Management, Less Than Five Units	No	\$2,630.69
Statewide	116	Soil Health Management Plan	Organic Crops Soil Health Management, Greater Than or Equal to Five Units	No	\$2,063.29
Statewide	116	Soil Health Management Plan	HU-Organic Crops Soil Health Management, Greater Than or Equal to Five Units	No	\$2,475.95
Statewide	116	Soil Health Management Plan	Organic Crops Soil Health Management, Less Than Five Units	No	\$1,676.42
Statewide	116	Soil Health Management Plan	HU-Organic Crops Soil Health Management, Less Than Five Units	No	\$2,011.71
Statewide	116	Soil Health Management Plan	Small Farm, Less Than or Equal to 10 Acres	No	\$1,289.56
Statewide	116	Soil Health Management Plan	HU-Small Farm, Less Than or Equal to 10 Acres	No	\$1,547.47
Statewide	120	Agricultural Energy Design	High Complexity, Four to Five Designs	No	\$7,055.61
Statewide	120	Agricultural Energy Design	HU-High Complexity, Four to Five Designs	No	\$8,466.73
Statewide	120	Agricultural Energy Design	High Complexity, Greater Than or Equal to Six Designs	No	\$8,301.08
Statewide	120	Agricultural Energy Design	HU-High Complexity, Greater Than or Equal to Six Designs	No	\$9,961.30
Statewide	120	Agricultural Energy Design	High Complexity, One Design	No	\$4,564.67

County	Code	Practice	Component	Units	Unit Cost
Statewide	120	Agricultural Energy Design	HU-High Complexity, One Design	No	\$5,477.61
Statewide	120	Agricultural Energy Design	High Complexity, Two to Three Designs	No	\$5,810.14
Statewide	120	Agricultural Energy Design	HU-High Complexity, Two to Three Designs	No	\$6,972.17
Statewide	120	Agricultural Energy Design	Low Complexity, Four to Five Designs	No	\$4,783.72
Statewide	120	Agricultural Energy Design	HU-Low Complexity, Four to Five Designs	No	\$5,740.46
Statewide	120	Agricultural Energy Design	Low Complexity, Greater Than or Equal to Six Designs	No	\$6,029.19
Statewide	120	Agricultural Energy Design	HU-Low Complexity, Greater Than or Equal to Six Designs	No	\$7,235.03
Statewide	120	Agricultural Energy Design	Low Complexity, One Design	No	\$2,292.78
Statewide	120	Agricultural Energy Design	HU-Low Complexity, One Design	No	\$2,751.33
Statewide	120	Agricultural Energy Design	Low Complexity, Two to Three Designs	No	\$3,538.25
Statewide	120	Agricultural Energy Design	HU-Low Complexity, Two to Three Designs	No	\$4,245.90
Statewide	120	Agricultural Energy Design	Medium Complexity, Four to Five Designs	No	\$5,919.67
Statewide	120	Agricultural Energy Design	HU-Medium Complexity, Four to Five Designs	No	\$7,103.60
Statewide	120	Agricultural Energy Design	Medium Complexity, Greater Than or Equal to Six Designs	No	\$7,165.14
Statewide	120	Agricultural Energy Design	HU-Medium Complexity, Greater Than or Equal to Six Designs	No	\$8,598.16
Statewide	120	Agricultural Energy Design	Medium Complexity, One Design	No	\$3,428.72
Statewide	120	Agricultural Energy Design	HU-Medium Complexity, One Design	No	\$4,114.47
Statewide	120	Agricultural Energy Design	Medium Complexity, Two to Three Designs	No	\$4,674.20
Statewide	120	Agricultural Energy Design	HU-Medium Complexity, Two to Three Designs	No	\$5,609.03
Statewide	138	Conservation Plan Supporting Organic Transition	Supporting Organic Transition for Crops and Livestock	No	\$4,835.83
Statewide	138	Conservation Plan Supporting Organic Transition	HU-Supporting Organic Transition for Crops and Livestock	No	\$5,803.00
Statewide	138	Conservation Plan Supporting Organic Transition	Transition to Organic for Crop and Livestock, High Complexity	No	\$7,084.19
Statewide	138	Conservation Plan Supporting Organic Transition	HU-Transition to Organic for Crop and Livestock, High Complexity	No	\$8,501.03
Statewide	138	Conservation Plan Supporting Organic Transition	Transition to Organic for Crop and Livestock, Low Complexity	No	\$4,835.83
Statewide	138	Conservation Plan Supporting Organic Transition	HU-Transition to Organic for Crop and Livestock, Low Complexity	No	\$5,803.00
Statewide	138	Conservation Plan Supporting Organic Transition	Transition to Organic for Crop, High Complexity	No	\$4,835.83
Statewide	138	Conservation Plan Supporting Organic Transition	HU-Transition to Organic for Crop, High Complexity	No	\$5,803.00

County	Code	Practice	Component	Units	Unit Cost
Statewide	138	Conservation Plan Supporting Organic Transition	Transition to Organic for Crop, Low Complexity	No	\$4,191.05
Statewide	138	Conservation Plan Supporting Organic Transition	HU-Transition to Organic for Crop, Low Complexity	No	\$5,029.27
Statewide	138	Conservation Plan Supporting Organic Transition	Transition to Organic for Livestock, High Complexity	No	\$6,761.80
Statewide	138	Conservation Plan Supporting Organic Transition	HU-Transition to Organic for Livestock, High Complexity	No	\$8,114.16
Statewide	138	Conservation Plan Supporting Organic Transition	Transition to Organic for Livestock, Low Complexity	No	\$4,513.44
Statewide	138	Conservation Plan Supporting Organic Transition	HU-Transition to Organic for Livestock, Low Complexity	No	\$5,416.13
Statewide	140	Transition to Organic Design	High Complexity Conservation Practices, Greater Than or Equal to Five	No	\$12,327.54
Statewide	140	Transition to Organic Design	HU-High Complexity Conservation Practices, Greater Than or Equal to Five	No	\$14,793.05
Statewide	140	Transition to Organic Design	High Complexity Conservation Practices, One to Four	No	\$9,564.46
Statewide	140	Transition to Organic Design	HU-High Complexity Conservation Practices, One to Four	No	\$11,477.35
Statewide	140	Transition to Organic Design	Low Complexity Conservation Practices, Greater Than or Equal to Five	No	\$7,392.28
Statewide	140	Transition to Organic Design	HU-Low Complexity Conservation Practices, Greater Than or Equal to Five	No	\$8,870.74
Statewide	140	Transition to Organic Design	Low Complexity Conservation Practices, One to Four	No	\$3,721.84
Statewide	140	Transition to Organic Design	HU-Low Complexity Conservation Practices, One to Four	No	\$4,466.21
Statewide	144	Fish and Wildlife Habitat Design	Habitat Design, One Land Use	No	\$2,458.49
Statewide	144	Fish and Wildlife Habitat Design	HU-Habitat Design, One Land Use	No	\$2,950.19
Statewide	144	Fish and Wildlife Habitat Design	Habitat Design, Three or More Land Uses	No	\$3,551.16
Statewide	144	Fish and Wildlife Habitat Design	HU-Habitat Design, Three or More Land Uses	No	\$4,261.39
Statewide	144	Fish and Wildlife Habitat Design	Habitat Design, Two Land Uses	No	\$3,004.83
Statewide	144	Fish and Wildlife Habitat Design	HU-Habitat Design, Two Land Uses	No	\$3,605.79
Statewide	148	Pollinator Habitat Design	Pollinator Habitat	No	\$2,868.24
Statewide	148	Pollinator Habitat Design	HU-Pollinator Habitat	No	\$3,441.89
Statewide	148	Pollinator Habitat Design	Pollinator Habitat, No Local TSP	No	\$4,165.78
Statewide	148	Pollinator Habitat Design	HU-Pollinator Habitat, No Local TSP	No	\$4,998.94
Statewide	157	Nutrient Management Design and Implementation Activity	Nutrient Management, 101 to 300 Acres and No Manure	No	\$3,325.59
Statewide	157	Nutrient Management Design and Implementation Activity	HU-Nutrient Management, 101 to 300 Acres and No Manure	No	\$3,990.71

<b>County</b>	<b>Code</b>	<b>Practice</b>	<b>Component</b>	<b>Units</b>	<b>Unit Cost</b>
Statewide	157	Nutrient Management Design and Implementation Activity	Nutrient Management, 101 to 300 Acres Fertilizer and Manure	No	\$5,819.78
Statewide	157	Nutrient Management Design and Implementation Activity	HU-Nutrient Management, 101 to 300 Acres Fertilizer and Manure	No	\$6,983.74
Statewide	157	Nutrient Management Design and Implementation Activity	Nutrient Management, Greater Than 300 Acres and No Manure	No	\$4,156.99
Statewide	157	Nutrient Management Design and Implementation Activity	HU-Nutrient Management, Greater Than 300 Acres and No Manure	No	\$4,988.39
Statewide	157	Nutrient Management Design and Implementation Activity	Nutrient Management, Greater Than 300 Acres Fertilizer and Manure	No	\$7,066.88
Statewide	157	Nutrient Management Design and Implementation Activity	HU-Nutrient Management, Greater Than 300 Acres Fertilizer and Manure	No	\$8,480.26
Statewide	157	Nutrient Management Design and Implementation Activity	Nutrient Management, Less Than or Equal to 100 Acres and No Manure	No	\$2,494.19
Statewide	157	Nutrient Management Design and Implementation Activity	HU-Nutrient Management, Less Than or Equal to 100 Acres and No Manure	No	\$2,993.03
Statewide	157	Nutrient Management Design and Implementation Activity	Nutrient Management, Less Than or Equal to 100 Acres Fertilizer and Manure	No	\$4,156.99
Statewide	157	Nutrient Management Design and Implementation Activity	HU-Nutrient Management, Less Than or Equal to 100 Acres Fertilizer and Manure	No	\$4,988.39
Statewide	158	Feed Management Design	Feed Management Plan	No	\$3,325.59
Statewide	158	Feed Management Design	HU-Feed Management Plan	No	\$3,990.71
Statewide	159	Grazing Management Design	Grazed Lands, 1,501 to 5,000 Acres	No	\$2,199.25
Statewide	159	Grazing Management Design	HU-Grazed Lands, 1,501 to 5,000 Acres	No	\$2,639.10
Statewide	159	Grazing Management Design	Grazed Lands, 101 to 500 Acres	No	\$1,570.89
Statewide	159	Grazing Management Design	HU-Grazed Lands, 101 to 500 Acres	No	\$1,885.07
Statewide	159	Grazing Management Design	Grazed Lands, 5,001 to 10,000 Acres	No	\$2,513.43
Statewide	159	Grazing Management Design	HU-Grazed Lands, 5,001 to 10,000 Acres	No	\$3,016.12
Statewide	159	Grazing Management Design	Grazed Lands, 501 to 1,500 Acres	No	\$1,885.07
Statewide	159	Grazing Management Design	HU-Grazed Lands, 501 to 1,500 Acres	No	\$2,262.09
Statewide	159	Grazing Management Design	Grazed Lands, Greater Than 10,000 Acres	No	\$2,827.61

County	Code	Practice	Component	Units	Unit Cost
Statewide	159	Grazing Management Design	HU-Grazed Lands, Greater Than 10,000 Acres	No	\$3,393.13
Statewide	159	Grazing Management Design	Grazed Lands, Less Than or Equal to 100 Acres	No	\$1,256.71
Statewide	159	Grazing Management Design	HU-Grazed Lands, Less Than or Equal to 100 Acres	No	\$1,508.06
Statewide	160	Prescribed Burning Design	Burn Implementation, 101 to 250 Acres	No	\$1,588.86
Statewide	160	Prescribed Burning Design	HU-Burn Implementation, 101 to 250 Acres	No	\$1,906.64
Statewide	160	Prescribed Burning Design	Burn Implementation, 21 to 100 Acres	No	\$1,271.09
Statewide	160	Prescribed Burning Design	HU-Burn Implementation, 21 to 100 Acres	No	\$1,525.31
Statewide	160	Prescribed Burning Design	Burn Implementation, 251 to 500 Acres	No	\$1,906.64
Statewide	160	Prescribed Burning Design	HU-Burn Implementation, 251 to 500 Acres	No	\$2,287.97
Statewide	160	Prescribed Burning Design	Burn Implementation, 501 to 1,000 Acres	No	\$2,542.18
Statewide	160	Prescribed Burning Design	HU-Burn Implementation, 501 to 1,000 Acres	No	\$3,050.62
Statewide	160	Prescribed Burning Design	Burn Implementation, Greater Than 1,000 Acres	No	\$3,813.28
Statewide	160	Prescribed Burning Design	HU-Burn Implementation, Greater Than 1,000 Acres	No	\$4,575.93
Statewide	160	Prescribed Burning Design	Burn Implementation, Less Than or Equal to 20 Acres	No	\$953.32
Statewide	160	Prescribed Burning Design	HU-Burn Implementation, Less Than or Equal to 20 Acres	No	\$1,143.98
Statewide	161	Pest Management Conservation System Design	High Complexity Conservation Practices, Greater Than or Equal to Five	No	\$6,382.99
Statewide	161	Pest Management Conservation System Design	HU-High Complexity Conservation Practices, Greater Than or Equal to Five	No	\$7,659.59
Statewide	161	Pest Management Conservation System Design	High Complexity Conservation Practices, One to Four	No	\$5,176.35
Statewide	161	Pest Management Conservation System Design	HU-High Complexity Conservation Practices, One to Four	No	\$6,211.62
Statewide	161	Pest Management Conservation System Design	Low Complexity Conservation Practices, Greater Than or Equal to Five	No	\$3,645.61
Statewide	161	Pest Management Conservation System Design	HU-Low Complexity Conservation Practices, Greater Than or Equal to Five	No	\$4,374.73
Statewide	161	Pest Management Conservation System Design	Low Complexity Conservation Practices, One to Four	No	\$2,438.97
Statewide	161	Pest Management Conservation System Design	HU-Low Complexity Conservation Practices, One to Four	No	\$2,926.77
Statewide	162	Soil Health Management System Design	Crops and Livestock Soil Health Management, Greater Than or Equal to Five Units	No	\$4,156.99
Statewide	162	Soil Health Management System Design	HU-Crops and Livestock Soil Health Management, Greater Than or Equal to Five Units	No	\$4,988.39
Statewide	162	Soil Health Management System Design	Crops and Livestock Soil Health Management, Less Than Five Units	No	\$3,325.59

County	Code	Practice	Component	Units	Unit Cost
Statewide	162	Soil Health Management System Design	HU-Crops and Livestock Soil Health Management, Less Than Five Units	No	\$3,990.71
Statewide	162	Soil Health Management System Design	Crops Soil Health Management, Greater Than or Equal to Five Units	No	\$3,824.43
Statewide	162	Soil Health Management System Design	HU-Crops Soil Health Management, Greater Than or Equal to Five Units	No	\$4,589.31
Statewide	162	Soil Health Management System Design	Crops Soil Health Management, Less Than Five Units	No	\$3,159.31
Statewide	162	Soil Health Management System Design	HU-Crops Soil Health Management, Less Than Five Units	No	\$3,791.17
Statewide	162	Soil Health Management System Design	Organic Crops and Livestock Soil Health Management, Greater Than or Equal to Five Units	No	\$6,651.18
Statewide	162	Soil Health Management System Design	HU-Organic Crops and Livestock Soil Health Management, Greater Than or Equal to Five Units	No	\$7,981.42
Statewide	162	Soil Health Management System Design	Organic Crops and Livestock Soil Health Management, Less Than Five Units	No	\$5,320.94
Statewide	162	Soil Health Management System Design	HU-Organic Crops and Livestock Soil Health Management, Less Than Five Units	No	\$6,385.13
Statewide	162	Soil Health Management System Design	Organic Crops Soil Health Management, Greater Than or Equal to Five Units	No	\$4,988.39
Statewide	162	Soil Health Management System Design	HU-Organic Crops Soil Health Management, Greater Than or Equal to Five Units	No	\$5,986.06
Statewide	162	Soil Health Management System Design	Organic Crops Soil Health Management, Less Than Five Units	No	\$3,658.15
Statewide	162	Soil Health Management System Design	HU-Organic Crops Soil Health Management, Less Than Five Units	No	\$4,389.78
Statewide	162	Soil Health Management System Design	Small Farm, Less Than or Equal to 10 Acres	No	\$2,494.19
Statewide	162	Soil Health Management System Design	HU-Small Farm, Less Than or Equal to 10 Acres	No	\$2,993.03
Statewide	163	Irrigation Water Management Design	Designs with Pump Test, Greater Than or Equal to Three	No	\$9,940.31
Statewide	163	Irrigation Water Management Design	HU-Designs with Pump Test, Greater Than or Equal to Three	No	\$11,928.37
Statewide	163	Irrigation Water Management Design	Designs with Pump Test, One to Two	No	\$6,265.87
Statewide	163	Irrigation Water Management Design	HU-Designs with Pump Test, One to Two	No	\$7,519.04
Statewide	163	Irrigation Water Management Design	Designs without Pump Test, Greater Than or Equal to Three	No	\$8,578.08
Statewide	163	Irrigation Water Management Design	HU-Designs without Pump Test, Greater Than or Equal to Three	No	\$10,293.69
Statewide	163	Irrigation Water Management Design	Designs without Pump Test, One to Two	No	\$5,264.04
Statewide	163	Irrigation Water Management Design	HU-Designs without Pump Test, One to Two	No	\$6,316.84
Statewide	164	Improved Management of Drainage Water Design	Designs with No Tile Map, Greater Than or Equal to Three	No	\$8,797.76

County	Code	Practice	Component	Units	Unit Cost
Statewide	164	Improved Management of Drainage Water Design	HU-Designs with No Tile Map, Greater Than or Equal to Three	No	\$10,557.31
Statewide	164	Improved Management of Drainage Water Design	Designs with No Tile Map, One to Two	No	\$6,999.04
Statewide	164	Improved Management of Drainage Water Design	HU-Designs with No Tile Map, One to Two	No	\$8,398.85
Statewide	164	Improved Management of Drainage Water Design	Designs with Tile Map, Greater Than or Equal to Three	No	\$8,076.97
Statewide	164	Improved Management of Drainage Water Design	HU-Designs with Tile Map, Greater Than or Equal to Three	No	\$9,692.36
Statewide	164	Improved Management of Drainage Water Design	Designs with Tile Map, One to Two	No	\$5,138.43
Statewide	164	Improved Management of Drainage Water Design	HU-Designs with Tile Map, One to Two	No	\$6,166.11
Statewide	165	Forest Management Practice Design	Nonindustrial Private Forest, 101 to 250 Acres	No	\$762.66
Statewide	165	Forest Management Practice Design	HU-Nonindustrial Private Forest, 101 to 250 Acres	No	\$915.19
Statewide	165	Forest Management Practice Design	Nonindustrial Private Forest, 21 to 100 Acres	No	\$508.44
Statewide	165	Forest Management Practice Design	HU-Nonindustrial Private Forest, 21 to 100 Acres	No	\$610.12
Statewide	165	Forest Management Practice Design	Nonindustrial Private Forest, 251 to 500 Acres	No	\$1,016.87
Statewide	165	Forest Management Practice Design	HU-Nonindustrial Private Forest, 251 to 500 Acres	No	\$1,220.25
Statewide	165	Forest Management Practice Design	Nonindustrial Private Forest, 501 to 1,000 Acres	No	\$1,207.54
Statewide	165	Forest Management Practice Design	HU-Nonindustrial Private Forest, 501 to 1,000 Acres	No	\$1,449.04
Statewide	165	Forest Management Practice Design	Nonindustrial Private Forest, Greater Than 1,000 Acres	No	\$1,461.76
Statewide	165	Forest Management Practice Design	HU-Nonindustrial Private Forest, Greater Than 1,000 Acres	No	\$1,754.11
Statewide	165	Forest Management Practice Design	Nonindustrial Private Forest, Less Than or Equal to 20 Acres	No	\$317.77
Statewide	165	Forest Management Practice Design	HU-Nonindustrial Private Forest, Less Than or Equal to 20 Acres	No	\$381.33
Statewide	199	Conservation Plan	One Land Use, 10 to 199 Acres	No	\$3,174.73
Statewide	199	Conservation Plan	HU-One Land Use, 10 to 199 Acres	No	\$3,809.68
Statewide	199	Conservation Plan	One Land Use, 200 to 1,000 Acres	No	\$4,676.39
Statewide	199	Conservation Plan	HU-One Land Use, 200 to 1,000 Acres	No	\$5,611.67
Statewide	199	Conservation Plan	One Land Use, Greater Than 1,000 Acres	No	\$6,223.86
Statewide	199	Conservation Plan	HU-One Land Use, Greater Than 1,000 Acres	No	\$7,468.63
Statewide	199	Conservation Plan	Small Farm	No	\$2,504.47
Statewide	199	Conservation Plan	HU-Small Farm	No	\$3,005.37

County	Code	Practice	Component	Units	Unit Cost
Statewide	199	Conservation Plan	Three or More Land Uses, 10 to 199 Acres	No	\$6,223.86
Statewide	199	Conservation Plan	HU-Three or More Land Uses, 10 to 199 Acres	No	\$7,468.63
Statewide	199	Conservation Plan	Three or More Land Uses, 200 to 1,000 Acres	No	\$7,582.14
Statewide	199	Conservation Plan	HU-Three or More Land Uses, 200 to 1,000 Acres	No	\$9,098.57
Statewide	199	Conservation Plan	Three or More Land Uses, Greater Than 1,000 Acres	No	\$8,751.24
Statewide	199	Conservation Plan	HU-Three or More Land Uses, Greater Than 1,000 Acres	No	\$10,501.48
Statewide	199	Conservation Plan	Two Land Uses, 10 to 199 Acres	No	\$4,676.39
Statewide	199	Conservation Plan	HU-Two Land Uses, 10 to 199 Acres	No	\$5,611.67
Statewide	199	Conservation Plan	Two Land Uses, 200 to 1,000 Acres	No	\$6,223.86
Statewide	199	Conservation Plan	HU-Two Land Uses, 200 to 1,000 Acres	No	\$7,468.63
Statewide	199	Conservation Plan	Two Land Uses, Greater Than 1,000 Acres	No	\$7,582.14
Statewide	199	Conservation Plan	HU-Two Land Uses, Greater Than 1,000 Acres	No	\$9,098.57
Statewide	201	Edge-of-Field Water Quality Monitoring-Data Collection and Evaluation	Discrete Sampling, Single Parameter, Additional Year	No	\$4,562.99
Statewide	201	Edge-of-Field Water Quality Monitoring-Data Collection and Evaluation	HU-Discrete Sampling, Single Parameter, Additional Year	No	\$5,475.59
Statewide	201	Edge-of-Field Water Quality Monitoring-Data Collection and Evaluation	Discrete Sampling, Single Parameter, Year One	No	\$5,546.02
Statewide	201	Edge-of-Field Water Quality Monitoring-Data Collection and Evaluation	HU-Discrete Sampling, Single Parameter, Year One	No	\$6,655.23
Statewide	201	Edge-of-Field Water Quality Monitoring-Data Collection and Evaluation	Surface Last Year	No	\$21,074.08
Statewide	201	Edge-of-Field Water Quality Monitoring-Data Collection and Evaluation	HU-Surface Last Year	No	\$25,288.90
Statewide	201	Edge-of-Field Water Quality Monitoring-Data Collection and Evaluation	Surface Last Year, Two Treatment Sites	No	\$30,428.32
Statewide	201	Edge-of-Field Water Quality Monitoring-Data Collection and Evaluation	HU-Surface Last Year, Two Treatment Sites	No	\$36,513.98
Statewide	201	Edge-of-Field Water Quality Monitoring-Data Collection and Evaluation	Surface Year One and Less Quality Assurance Project Plan, Two Treatment Sites	No	\$25,513.15

County	Code	Practice	Component	Units	Unit Cost
Statewide	201	Edge-of-Field Water Quality Monitoring-Data Collection and Evaluation	HU-Surface Year One and Less Quality Assurance Project Plan, Two Treatment Sites	No	\$30,615.78
Statewide	201	Edge-of-Field Water Quality Monitoring-Data Collection and Evaluation	Surface Year One Plus, No Quality Assurance Project Plan	No	\$17,797.30
Statewide	201	Edge-of-Field Water Quality Monitoring-Data Collection and Evaluation	HU-Surface Year One Plus, No Quality Assurance Project Plan	No	\$21,356.76
Statewide	201	Edge-of-Field Water Quality Monitoring-Data Collection and Evaluation	Surface Year One Quality Assurance Project Plan	No	\$24,023.18
Statewide	201	Edge-of-Field Water Quality Monitoring-Data Collection and Evaluation	HU-Surface Year One Quality Assurance Project Plan	No	\$28,827.82
Statewide	201	Edge-of-Field Water Quality Monitoring-Data Collection and Evaluation	Surface Year One Quality Assurance Project Plan, Two Treatment Sites	No	\$33,213.58
Statewide	201	Edge-of-Field Water Quality Monitoring-Data Collection and Evaluation	HU-Surface Year One Quality Assurance Project Plan, Two Treatment Sites	No	\$39,856.30
Statewide	201	Edge-of-Field Water Quality Monitoring-Data Collection and Evaluation	Tile Last Year	No	\$46,930.32
Statewide	201	Edge-of-Field Water Quality Monitoring-Data Collection and Evaluation	HU-Tile Last Year	No	\$56,316.38
Statewide	201	Edge-of-Field Water Quality Monitoring-Data Collection and Evaluation	Tile Last Year, Two Treatment Sites	No	\$67,241.34
Statewide	201	Edge-of-Field Water Quality Monitoring-Data Collection and Evaluation	HU-Tile Last Year, Two Treatment Sites	No	\$80,689.61
Statewide	201	Edge-of-Field Water Quality Monitoring-Data Collection and Evaluation	Tile Year One and Less Quality Assurance Project Plan, Two Treatment Sites	No	\$62,326.17
Statewide	201	Edge-of-Field Water Quality Monitoring-Data Collection and Evaluation	HU-Tile Year One and Less Quality Assurance Project Plan, Two Treatment Sites	No	\$74,791.40
Statewide	201	Edge-of-Field Water Quality Monitoring-Data Collection and Evaluation	Tile Year One Plus, No Quality Assurance Project Plan	No	\$43,653.54
Statewide	201	Edge-of-Field Water Quality Monitoring-Data Collection and Evaluation	HU-Tile Year One Plus, No Quality Assurance Project Plan	No	\$52,384.24
Statewide	201	Edge-of-Field Water Quality Monitoring-Data Collection and Evaluation	Tile Year One, Quality Assurance Project Plan	No	\$49,879.42
Statewide	201	Edge-of-Field Water Quality Monitoring-Data Collection and Evaluation	HU-Tile Year One, Quality Assurance Project Plan	No	\$59,855.30

<b>County</b>	<b>Code</b>	<b>Practice</b>	<b>Component</b>	<b>Units</b>	<b>Unit Cost</b>
Statewide	202	Edge-of-Field Water Quality Monitoring-System Installation	Above and Below System, Cold Climate	No	\$34,244.07
Statewide	202	Edge-of-Field Water Quality Monitoring-System Installation	HU-Above and Below System, Cold Climate	No	\$41,092.89
Statewide	202	Edge-of-Field Water Quality Monitoring-System Installation	Above and Below System, Warm Climate	No	\$31,191.42
Statewide	202	Edge-of-Field Water Quality Monitoring-System Installation	HU-Above and Below System, Warm Climate	No	\$37,429.70
Statewide	202	Edge-of-Field Water Quality Monitoring-System Installation	Retrofit, Above Three	No	\$18,618.89
Statewide	202	Edge-of-Field Water Quality Monitoring-System Installation	HU-Retrofit, Above Three	No	\$22,342.66
Statewide	202	Edge-of-Field Water Quality Monitoring-System Installation	Retrofit, One	No	\$2,557.20
Statewide	202	Edge-of-Field Water Quality Monitoring-System Installation	HU-Retrofit, One	No	\$3,068.64
Statewide	202	Edge-of-Field Water Quality Monitoring-System Installation	Retrofit, Surface or Subsurface, One	No	\$3,259.97
Statewide	202	Edge-of-Field Water Quality Monitoring-System Installation	HU-Retrofit, Surface or Subsurface, One	No	\$3,911.96
Statewide	202	Edge-of-Field Water Quality Monitoring-System Installation	Retrofit, Three	No	\$10,559.63
Statewide	202	Edge-of-Field Water Quality Monitoring-System Installation	HU-Retrofit, Three	No	\$12,671.56
Statewide	202	Edge-of-Field Water Quality Monitoring-System Installation	Retrofit, Two	No	\$7,651.01
Statewide	202	Edge-of-Field Water Quality Monitoring-System Installation	HU-Retrofit, Two	No	\$9,181.21
Statewide	202	Edge-of-Field Water Quality Monitoring-System Installation	Surface	No	\$22,282.82
Statewide	202	Edge-of-Field Water Quality Monitoring-System Installation	HU-Surface	No	\$26,739.39
Statewide	202	Edge-of-Field Water Quality Monitoring-System Installation	Surface, Cold Climate	No	\$22,837.53

County	Code	Practice	Component	Units	Unit Cost
Statewide	202	Edge-of-Field Water Quality Monitoring-System Installation	HU-Surface, Cold Climate	No	\$27,405.03
Statewide	202	Edge-of-Field Water Quality Monitoring-System Installation	Tile	No	\$31,239.23
Statewide	202	Edge-of-Field Water Quality Monitoring-System Installation	HU-Tile	No	\$37,487.07
Statewide	202	Edge-of-Field Water Quality Monitoring-System Installation	Tile, Cold Climate	No	\$31,239.23
Statewide	202	Edge-of-Field Water Quality Monitoring-System Installation	HU-Tile, Cold Climate	No	\$37,487.07
Statewide	204	Adaptive Management for Soil Health	Basic	No	\$2,051.59
Statewide	204	Adaptive Management for Soil Health	HU-Basic	No	\$2,461.90
Statewide	204	Adaptive Management for Soil Health	Basic with Soil Health Test	No	\$2,871.96
Statewide	204	Adaptive Management for Soil Health	HU-Basic with Soil Health Test	No	\$3,446.35
Statewide	206	Feed and Forage Analysis	Nutrient Composition Analysis	No	\$1,586.32
Statewide	206	Feed and Forage Analysis	HU-Nutrient Composition Analysis	No	\$1,903.59
Statewide	207	Site Assessment and Soil Testing for Contaminants Activity	Low Risk Sites	kSqFt	\$172.18
Statewide	207	Site Assessment and Soil Testing for Contaminants Activity	HU-Low Risk Sites	kSqFt	\$206.62
Statewide	207	Site Assessment and Soil Testing for Contaminants Activity	Site Evaluation	No	\$3,207.17
Statewide	207	Site Assessment and Soil Testing for Contaminants Activity	HU-Site Evaluation	No	\$3,848.60
Statewide	207	Site Assessment and Soil Testing for Contaminants Activity	Site Evaluation and Testing for Soil Contaminants	No	\$9,621.50
Statewide	207	Site Assessment and Soil Testing for Contaminants Activity	HU-Site Evaluation and Testing for Soil Contaminants	No	\$11,545.79
Statewide	207	Site Assessment and Soil Testing for Contaminants Activity	Soil Testing, Subsurface Investigation	No	\$6,414.33
Statewide	207	Site Assessment and Soil Testing for Contaminants Activity	HU-Soil Testing, Subsurface Investigation	No	\$7,697.20

County	Code	Practice	Component	Units	Unit Cost
Statewide	209	PFAS Testing in Water or Soil	High Complexity, Multiple Samples	No	\$765.20
Statewide	209	PFAS Testing in Water or Soil	HU-High Complexity, Multiple Samples	No	\$918.23
Statewide	209	PFAS Testing in Water or Soil	Low Complexity, Multiple Samples	No	\$634.12
Statewide	209	PFAS Testing in Water or Soil	HU-Low Complexity, Multiple Samples	No	\$760.95
Statewide	209	PFAS Testing in Water or Soil	Low Complexity, Single Sample	No	\$896.27
Statewide	209	PFAS Testing in Water or Soil	HU-Low Complexity, Single Sample	No	\$1,075.52
Statewide	216	Soil Health Testing	Basic	No	\$487.84
Statewide	216	Soil Health Testing	HU-Basic	No	\$585.41
Statewide	216	Soil Health Testing	Basic and Single Indicator	No	\$624.76
Statewide	216	Soil Health Testing	HU-Basic and Single Indicator	No	\$749.72
Statewide	216	Soil Health Testing	Minimal Suite	No	\$590.98
Statewide	216	Soil Health Testing	HU-Minimal Suite	No	\$709.18
Statewide	216	Soil Health Testing	Minimal Suite and Single Indicator	No	\$727.91
Statewide	216	Soil Health Testing	HU-Minimal Suite and Single Indicator	No	\$873.49
Statewide	216	Soil Health Testing	Single Indicator	No	\$317.13
Statewide	216	Soil Health Testing	HU-Single Indicator	No	\$380.55
Statewide	217	Soil and Source Testing for Nutrient Management	Acidic or Alkaline Soil Testing	No	\$185.43
Statewide	217	Soil and Source Testing for Nutrient Management	HU-Acidic or Alkaline Soil Testing	No	\$222.52
Statewide	217	Soil and Source Testing for Nutrient Management	Manure or Compost	No	\$816.50
Statewide	217	Soil and Source Testing for Nutrient Management	HU-Manure or Compost	No	\$979.80
Statewide	217	Soil and Source Testing for Nutrient Management	Soil Test with Organic Nutrients, Less Than or Equal to One Acre	No	\$354.77
Statewide	217	Soil and Source Testing for Nutrient Management	HU-Soil Test with Organic Nutrients, Less Than or Equal to One Acre	No	\$425.72
Statewide	217	Soil and Source Testing for Nutrient Management	Soil Testing	No	\$714.74
Statewide	217	Soil and Source Testing for Nutrient Management	HU-Soil Testing	No	\$857.68
Statewide	217	Soil and Source Testing for Nutrient Management	Soil Testing, Small Production Beds	No	\$459.13
Statewide	217	Soil and Source Testing for Nutrient Management	HU-Soil Testing, Small Production Beds	No	\$550.96
Statewide	217	Soil and Source Testing for Nutrient Management	Water Sampling	No	\$524.59

County	Code	Practice	Component	Units	Unit Cost
Statewide	217	Soil and Source Testing for Nutrient Management	HU-Water Sampling	No	\$629.51
Statewide	217	Soil and Source Testing for Nutrient Management	Zone or Grid Soil Testing	No	\$1,671.51
Statewide	217	Soil and Source Testing for Nutrient Management	HU-Zone or Grid Soil Testing	No	\$2,005.81
Statewide	218	Carbon Sequestration and Greenhouse Gas Mitigation Assessment	High Complexity	No	\$1,310.71
Statewide	218	Carbon Sequestration and Greenhouse Gas Mitigation Assessment	HU-High Complexity	No	\$1,572.85
Statewide	218	Carbon Sequestration and Greenhouse Gas Mitigation Assessment	Low Complexity	No	\$655.36
Statewide	218	Carbon Sequestration and Greenhouse Gas Mitigation Assessment	HU-Low Complexity	No	\$786.43
Statewide	218	Carbon Sequestration and Greenhouse Gas Mitigation Assessment	Medium Complexity	No	\$983.03
Statewide	218	Carbon Sequestration and Greenhouse Gas Mitigation Assessment	HU-Medium Complexity	No	\$1,179.64
Statewide	219	Prescribed Grazing Conservation Evaluation and Monitoring Activity	Grazed Lands, 1,501 to 5,000 Acres	No	\$2,749.06
Statewide	219	Prescribed Grazing Conservation Evaluation and Monitoring Activity	HU-Grazed Lands, 1,501 to 5,000 Acres	No	\$3,298.88
Statewide	219	Prescribed Grazing Conservation Evaluation and Monitoring Activity	Grazed Lands, 101 to 500 Acres	No	\$1,178.17
Statewide	219	Prescribed Grazing Conservation Evaluation and Monitoring Activity	HU-Grazed Lands, 101 to 500 Acres	No	\$1,413.80
Statewide	219	Prescribed Grazing Conservation Evaluation and Monitoring Activity	Grazed Lands, 5,001 to 10,000 Acres	No	\$3,534.51
Statewide	219	Prescribed Grazing Conservation Evaluation and Monitoring Activity	HU-Grazed Lands, 5,001 to 10,000 Acres	No	\$4,241.41
Statewide	219	Prescribed Grazing Conservation Evaluation and Monitoring Activity	Grazed Lands, 501 to 1,500 Acres	No	\$1,963.62
Statewide	219	Prescribed Grazing Conservation Evaluation and Monitoring Activity	HU-Grazed Lands, 501 to 1,500 Acres	No	\$2,356.34
Statewide	219	Prescribed Grazing Conservation Evaluation and Monitoring Activity	Grazed Lands, Greater Than 10,000 Acres	No	\$4,712.68

County	Code	Practice	Component	Units	Unit Cost
Statewide	219	Prescribed Grazing Conservation Evaluation and Monitoring Activity	HU-Grazed Lands, Greater Than 10,000 Acres	No	\$5,655.22
Statewide	219	Prescribed Grazing Conservation Evaluation and Monitoring Activity	Grazed Lands, Less Than or Equal to 100 Acres	No	\$785.45
Statewide	219	Prescribed Grazing Conservation Evaluation and Monitoring Activity	HU-Grazed Lands, Less Than or Equal to 100 Acres	No	\$942.54
Statewide	221	Soil Organic Carbon Stock Monitoring	Citizen Science	No	\$5,403.77
Statewide	221	Soil Organic Carbon Stock Monitoring	HU-Citizen Science	No	\$6,484.53
Statewide	221	Soil Organic Carbon Stock Monitoring	Soil Carbon Stock Sampling	No	\$3,677.45
Statewide	221	Soil Organic Carbon Stock Monitoring	HU-Soil Carbon Stock Sampling	No	\$4,412.94
Statewide	222	Indigenous Stewardship Methods Evaluation	Indigenous Knowledge, 1,001 to 3,000 Acres	No	\$17,298.72
Statewide	222	Indigenous Stewardship Methods Evaluation	HU- Indigenous Knowledge, 1,001 to 3,000 Acres	No	\$20,758.46
Statewide	222	Indigenous Stewardship Methods Evaluation	Indigenous Knowledge, 11 to 300 Acres	No	\$7,109.90
Statewide	222	Indigenous Stewardship Methods Evaluation	HU- Indigenous Knowledge, 11 to 300 Acres	No	\$8,531.88
Statewide	222	Indigenous Stewardship Methods Evaluation	Indigenous Knowledge, 301 to 1,000 Acres	No	\$13,042.63
Statewide	222	Indigenous Stewardship Methods Evaluation	HU- Indigenous Knowledge, 301 to 1,000 Acres	No	\$15,651.16
Statewide	222	Indigenous Stewardship Methods Evaluation	Indigenous Knowledge, Less Than or Equal to 10 Acres	No	\$5,368.67
Statewide	222	Indigenous Stewardship Methods Evaluation	HU- Indigenous Knowledge, Less Than or Equal to 10 Acres	No	\$6,442.40
Statewide	223	Forest Management Assessment	Nonindustrial Private Forest, 101 to 250 Acres	No	\$2,287.97
Statewide	223	Forest Management Assessment	HU-Nonindustrial Private Forest, 101 to 250 Acres	No	\$2,745.56
Statewide	223	Forest Management Assessment	Nonindustrial Private Forest, 21 to 100 Acres	No	\$1,207.54
Statewide	223	Forest Management Assessment	HU-Nonindustrial Private Forest, 21 to 100 Acres	No	\$1,449.04
Statewide	223	Forest Management Assessment	Nonindustrial Private Forest, 251 to 500 Acres	No	\$3,431.95
Statewide	223	Forest Management Assessment	HU-Nonindustrial Private Forest, 251 to 500 Acres	No	\$4,118.34
Statewide	223	Forest Management Assessment	Nonindustrial Private Forest, 501 to 1,000 Acres	No	\$4,321.71
Statewide	223	Forest Management Assessment	HU-Nonindustrial Private Forest, 501 to 1,000 Acres	No	\$5,186.06
Statewide	223	Forest Management Assessment	Nonindustrial Private Forest, Greater Than 1,000 Acres	No	\$5,783.47
Statewide	223	Forest Management Assessment	HU-Nonindustrial Private Forest, Greater Than 1,000 Acres	No	\$6,940.16

County	Code	Practice	Component	Units	Unit Cost
Statewide	223	Forest Management Assessment	Nonindustrial Private Forest, Less Than or Equal to 20 Acres	No	\$635.55
Statewide	223	Forest Management Assessment	HU-Nonindustrial Private Forest, Less Than or Equal to 20 Acres	No	\$762.66
Statewide	224	Aquifer Flow Test	Aquifer Testing	No	\$1,792.32
Statewide	224	Aquifer Flow Test	HU-Aquifer Testing	No	\$2,150.79
Statewide	226	Waste Facility Site Suitability and Feasibility Assessment	Dairy Livestock Operations, Onsite Evaluation for Planned Storage	No	\$3,560.25
Statewide	226	Waste Facility Site Suitability and Feasibility Assessment	HU-Dairy Livestock Operations, Onsite Evaluation for Planned Storage	No	\$4,272.29
Statewide	226	Waste Facility Site Suitability and Feasibility Assessment	Non-Dairy Livestock Operations, Onsite Evaluation for Planned Storage	No	\$2,549.49
Statewide	226	Waste Facility Site Suitability and Feasibility Assessment	HU-Non-Dairy Livestock Operations, Onsite Evaluation for Planned Storage	No	\$3,059.38
Statewide	227	Evaluation of Existing Waste Storage Facility Components	Livestock Operation, Greater Than Five Components	No	\$4,477.68
Statewide	227	Evaluation of Existing Waste Storage Facility Components	HU-Livestock Operation, Greater Than Five Components	No	\$5,373.22
Statewide	227	Evaluation of Existing Waste Storage Facility Components	Livestock Operation, One to Two Components	No	\$2,931.67
Statewide	227	Evaluation of Existing Waste Storage Facility Components	HU-Livestock Operation, One to Two Components	No	\$3,518.00
Statewide	227	Evaluation of Existing Waste Storage Facility Components	Livestock Operation, Three to Five Components	No	\$3,464.14
Statewide	227	Evaluation of Existing Waste Storage Facility Components	HU-Livestock Operation, Three to Five Components	No	\$4,156.97
Statewide	228	Agricultural Energy Assessment	Large, Greater Than or Equal to Four Enterprises	No	\$7,617.11
Statewide	228	Agricultural Energy Assessment	HU-Large, Greater Than or Equal to Four Enterprises	No	\$9,140.53
Statewide	228	Agricultural Energy Assessment	Large, One Enterprise	No	\$3,838.52
Statewide	228	Agricultural Energy Assessment	HU-Large, One Enterprise	No	\$4,606.22
Statewide	228	Agricultural Energy Assessment	Large, Three Enterprises	No	\$6,357.58
Statewide	228	Agricultural Energy Assessment	HU-Large, Three Enterprises	No	\$7,629.09
Statewide	228	Agricultural Energy Assessment	Large, Two Enterprises	No	\$5,098.05

County	Code	Practice	Component	Units	Unit Cost
Statewide	228	Agricultural Energy Assessment	HU-Large, Two Enterprises	No	\$6,117.66
Statewide	228	Agricultural Energy Assessment	Medium, Greater Than or Equal to Four Enterprises	No	\$6,697.94
Statewide	228	Agricultural Energy Assessment	HU-Medium, Greater Than or Equal to Four Enterprises	No	\$8,037.53
Statewide	228	Agricultural Energy Assessment	Medium, One Enterprise	No	\$2,919.35
Statewide	228	Agricultural Energy Assessment	HU-Medium, One Enterprise	No	\$3,503.22
Statewide	228	Agricultural Energy Assessment	Medium, Three Enterprises	No	\$5,438.41
Statewide	228	Agricultural Energy Assessment	HU-Medium, Three Enterprises	No	\$6,526.09
Statewide	228	Agricultural Energy Assessment	Medium, Two Enterprises	No	\$4,178.88
Statewide	228	Agricultural Energy Assessment	HU-Medium, Two Enterprises	No	\$5,014.66
Statewide	228	Agricultural Energy Assessment	Small, Greater Than or Equal to Four Enterprises	No	\$5,939.13
Statewide	228	Agricultural Energy Assessment	HU-Small, Greater Than or Equal to Four Enterprises	No	\$7,126.95
Statewide	228	Agricultural Energy Assessment	Small, One Enterprise	No	\$2,160.54
Statewide	228	Agricultural Energy Assessment	HU-Small, One Enterprise	No	\$2,592.65
Statewide	228	Agricultural Energy Assessment	Small, Three Enterprises	No	\$4,679.60
Statewide	228	Agricultural Energy Assessment	HU-Small, Three Enterprises	No	\$5,615.52
Statewide	228	Agricultural Energy Assessment	Small, Two Enterprises	No	\$3,420.07
Statewide	228	Agricultural Energy Assessment	HU-Small, Two Enterprises	No	\$4,104.08
Statewide	297	Feral Swine Damage Assessment	Data Collection	No	\$1,201.32
Statewide	297	Feral Swine Damage Assessment	HU-Data Collection	No	\$1,441.59
Statewide	297	Feral Swine Damage Assessment	Observation	No	\$770.52
Statewide	297	Feral Swine Damage Assessment	HU-Observation	No	\$924.62
Statewide	309	Agrichemical Handling Facility	Concrete Storage and Pad	SqFt	\$14.24
Statewide	309	Agrichemical Handling Facility	HU-Concrete Storage and Pad	SqFt	\$17.09
Statewide	309	Agrichemical Handling Facility	Drum Pallet Containment and Pad	SqFt	\$19.23
Statewide	309	Agrichemical Handling Facility	HU-Drum Pallet Containment and Pad	SqFt	\$23.07
Statewide	309	Agrichemical Handling Facility	Fabricated Liquid Storage with Pad	SqFt	\$14.52
Statewide	309	Agrichemical Handling Facility	HU-Fabricated Liquid Storage with Pad	SqFt	\$17.43

County	Code	Practice	Component	Units	Unit Cost
Statewide	309	Agrichemical Handling Facility	Liquid Storage with Pad	SqFt	\$8.08
Statewide	309	Agrichemical Handling Facility	HU-Liquid Storage with Pad	SqFt	\$9.69
Statewide	311	Alley Cropping	Single Row	No	\$33.09
Statewide	311	Alley Cropping	HU-Single Row	No	\$39.71
Statewide	311	Alley Cropping	Single Row, Less Than or Equal to Five Acres	No	\$24.02
Statewide	311	Alley Cropping	HU-Single Row, Less Than or Equal to Five Acres	No	\$28.82
Statewide	311	Alley Cropping	Three Row Sets	Ac	\$744.00
Statewide	311	Alley Cropping	HU-Three Row Sets	Ac	\$892.80
Statewide	313	Waste Storage Facility	Above Ground Steel or Concrete Structure	Cu-Ft	\$3.08
Statewide	313	Waste Storage Facility	HU-Above Ground Steel or Concrete Structure	Cu-Ft	\$3.70
Statewide	313	Waste Storage Facility	Buried Concrete Tank, 15,000 to 110,000 Cubic Feet	Cu-Ft	\$2.48
Statewide	313	Waste Storage Facility	HU-Buried Concrete Tank, 15,000 to 110,000 Cubic Feet	Cu-Ft	\$2.98
Statewide	313	Waste Storage Facility	Buried Concrete Tank, Greater Than 110,000 Cubic Feet	Cu-Ft	\$2.46
Statewide	313	Waste Storage Facility	HU-Buried Concrete Tank, Greater Than 110,000 Cubic Feet	Cu-Ft	\$2.95
Statewide	313	Waste Storage Facility	Buried Concrete Tank, Less Than or Equal to 14,999 Cubic Feet	Cu-Ft	\$3.86
Statewide	313	Waste Storage Facility	HU-Buried Concrete Tank, Less Than or Equal to 14,999 Cubic Feet	Cu-Ft	\$4.64
Statewide	313	Waste Storage Facility	Composted Bedded Pack, Concrete Floor and Walls	SqFt	\$12.45
Statewide	313	Waste Storage Facility	HU-Composted Bedded Pack, Concrete Floor and Walls	SqFt	\$14.94
Statewide	313	Waste Storage Facility	Composted Bedded Pack, Concrete Walls and Apron with Earthen Floor	SqFt	\$7.46
Statewide	313	Waste Storage Facility	HU-Composted Bedded Pack, Concrete Walls and Apron with Earthen Floor	SqFt	\$8.95
Statewide	313	Waste Storage Facility	Composted Bedded Pack, Earthen Floor and Concrete Walls	SqFt	\$5.23
Statewide	313	Waste Storage Facility	HU-Composted Bedded Pack, Earthen Floor and Concrete Walls	SqFt	\$6.27
Statewide	313	Waste Storage Facility	Composted Bedded Pack, Earthen Floor and Wood Walls	SqFt	\$3.13
Statewide	313	Waste Storage Facility	HU-Composted Bedded Pack, Earthen Floor and Wood Walls	SqFt	\$3.75
Statewide	313	Waste Storage Facility	Dry Stack with Concrete Floor and No Walls	SqFt	\$8.31
Statewide	313	Waste Storage Facility	HU-Dry Stack with Concrete Floor and No Walls	SqFt	\$9.97
Statewide	313	Waste Storage Facility	Dry Stack with Concrete Floor and Walls	SqFt	\$10.86

County	Code	Practice	Component	Units	Unit Cost
Statewide	313	Waste Storage Facility	HU-Dry Stack with Concrete Floor and Walls	SqFt	\$13.03
Statewide	313	Waste Storage Facility	Earthen Storage, Greater Than 50,000 Cubic Feet	Cu-Ft	\$0.18
Statewide	313	Waste Storage Facility	HU-Earthen Storage, Greater Than 50,000 Cubic Feet	Cu-Ft	\$0.22
Statewide	313	Waste Storage Facility	Embankment Pond	Cu-Ft	\$0.06
Statewide	313	Waste Storage Facility	HU-Embankment Pond	Cu-Ft	\$0.08
Statewide	313	Waste Storage Facility	Excavated Pond	Cu-Ft	\$0.11
Statewide	313	Waste Storage Facility	HU-Excavated Pond	Cu-Ft	\$0.14
Statewide	314	Brush Management	Chemical Control, Riparian Area	Ac	\$329.07
Statewide	314	Brush Management	HU-Chemical Control, Riparian Area	Ac	\$394.88
Statewide	314	Brush Management	Chemical Control, Spot Application	Ac	\$38.78
Statewide	314	Brush Management	HU-Chemical Control, Spot Application	Ac	\$46.54
Statewide	314	Brush Management	Chemical Control, Upland Areas	Ac	\$23.06
Statewide	314	Brush Management	HU-Chemical Control, Upland Areas	Ac	\$27.68
Statewide	314	Brush Management	Manual Control, Difficult Terrain	Ac	\$781.37
Statewide	314	Brush Management	HU-Manual Control, Difficult Terrain	Ac	\$937.64
Statewide	314	Brush Management	Manual Control, Hand Application	Ac	\$64.08
Statewide	314	Brush Management	HU-Manual Control, Hand Application	Ac	\$76.90
Statewide	314	Brush Management	Mechanical and Chemical Control, Heavy Infestation	Ac	\$393.69
Statewide	314	Brush Management	HU-Mechanical and Chemical Control, Heavy Infestation	Ac	\$472.43
Statewide	314	Brush Management	Mechanical and Chemical Control, Low Infestation	Ac	\$58.37
Statewide	314	Brush Management	HU-Mechanical and Chemical Control, Low Infestation	Ac	\$70.04
Statewide	314	Brush Management	Mechanical and Chemical Control, Medium Infestation	Ac	\$140.38
Statewide	314	Brush Management	HU-Mechanical and Chemical Control, Medium Infestation	Ac	\$168.46
Statewide	314	Brush Management	Mechanical and Chemical Control, Severe Infestation	Ac	\$606.31
Statewide	314	Brush Management	HU-Mechanical and Chemical Control, Severe Infestation	Ac	\$727.57
Statewide	314	Brush Management	Mechanical Control, Less Than or Equal to One Acre	Ac	\$417.32
Statewide	314	Brush Management	HU-Mechanical Control, Less Than or Equal to One Acre	Ac	\$500.79

County	Code	Practice	Component	Units	Unit Cost
Statewide	315	Herbaceous Weed Treatment	Biological Control, Low Density	Ac	\$388.94
Statewide	315	Herbaceous Weed Treatment	HU-Biological Control, Low Density	Ac	\$466.73
Statewide	315	Herbaceous Weed Treatment	Chemical Control, Aerial Application	Ac	\$25.15
Statewide	315	Herbaceous Weed Treatment	HU-Chemical Control, Aerial Application	Ac	\$30.18
Statewide	315	Herbaceous Weed Treatment	Chemical Control, Ground or Aerial Application	Ac	\$16.90
Statewide	315	Herbaceous Weed Treatment	HU-Chemical Control, Ground or Aerial Application	Ac	\$20.28
Statewide	315	Herbaceous Weed Treatment	Chemical Control, Post-Emergent	Ac	\$55.13
Statewide	315	Herbaceous Weed Treatment	HU-Chemical Control, Post-Emergent	Ac	\$66.15
Statewide	315	Herbaceous Weed Treatment	Chemical Control, Spot Application	Ac	\$50.24
Statewide	315	Herbaceous Weed Treatment	HU-Chemical Control, Spot Application	Ac	\$60.29
Statewide	315	Herbaceous Weed Treatment	Chemical Control, Wetland Area	Ac	\$29.51
Statewide	315	Herbaceous Weed Treatment	HU-Chemical Control, Wetland Area	Ac	\$35.41
Statewide	315	Herbaceous Weed Treatment	Mechanical Control	Ac	\$11.18
Statewide	315	Herbaceous Weed Treatment	HU-Mechanical Control	Ac	\$13.41
Statewide	315	Herbaceous Weed Treatment	Mechanical Control, Less Than or Equal to One Acre	Ac	\$285.85
Statewide	315	Herbaceous Weed Treatment	HU-Mechanical Control, Less Than or Equal to One Acre	Ac	\$343.02
Statewide	315	Herbaceous Weed Treatment	Mechanical Control, Tree Establishment	Ac	\$287.28
Statewide	315	Herbaceous Weed Treatment	HU-Mechanical Control, Tree Establishment	Ac	\$344.74
Statewide	315	Herbaceous Weed Treatment	Multi-Year Control, Invasive Annual Grasses	Ac	\$74.06
Statewide	315	Herbaceous Weed Treatment	HU-Multi-Year Control, Invasive Annual Grasses	Ac	\$88.87
Statewide	316	Animal Mortality Facility	Incineration, 50 to 100 Cubic Feet	Cu-Ft	\$242.10
Statewide	316	Animal Mortality Facility	HU-Incineration, 50 to 100 Cubic Feet	Cu-Ft	\$290.52
Statewide	316	Animal Mortality Facility	In-Vessel-Rotary Drum, Greater Than or Equal to 700 Cubic Feet	Cu-Ft	\$59.68
Statewide	316	Animal Mortality Facility	HU-In-Vessel-Rotary Drum, Greater Than or Equal to 700 Cubic Feet	Cu-Ft	\$71.61
Statewide	316	Animal Mortality Facility	In-Vessel-Rotary Drum, Less Than 700 Cubic Feet	Cu-Ft	\$110.16
Statewide	316	Animal Mortality Facility	HU-In-Vessel-Rotary Drum, Less Than 700 Cubic Feet	Cu-Ft	\$132.20
Statewide	316	Animal Mortality Facility	Medium Animal, 10 to 50 Pounds	Lb/Day	\$164.11

County	Code	Practice	Component	Units	Unit Cost
Statewide	316	Animal Mortality Facility	HU-Medium Animal, 10 to 50 Pounds	Lb/Day	\$196.93
Statewide	316	Animal Mortality Facility	Rotary Drum, 270 to 523 Pounds of Daily Mortality	No	\$45,359.90
Statewide	316	Animal Mortality Facility	HU-Rotary Drum, 270 to 523 Pounds of Daily Mortality	No	\$54,431.88
Statewide	316	Animal Mortality Facility	Rotary Drum, Greater Than 523 Pounds per Day	No	\$61,735.59
Statewide	316	Animal Mortality Facility	HU-Rotary Drum, Greater Than 523 Pounds per Day	No	\$74,082.71
Statewide	316	Animal Mortality Facility	Small Animal, Less Than or Equal to 9 Pounds	Lb/Day	\$192.57
Statewide	316	Animal Mortality Facility	HU-Small Animal, Less Than or Equal to 9 Pounds	Lb/Day	\$231.09
Statewide	316	Animal Mortality Facility	Static Pile with Concrete Bins, Hydrant	SqFt	\$27.49
Statewide	316	Animal Mortality Facility	HU-Static Pile with Concrete Bins, Hydrant	SqFt	\$32.99
Statewide	316	Animal Mortality Facility	Static Pile with Concrete Pad	SqFt	\$6.89
Statewide	316	Animal Mortality Facility	HU-Static Pile with Concrete Pad	SqFt	\$8.27
Statewide	316	Animal Mortality Facility	Static Pile with Earthen Pad	SqFt	\$0.47
Statewide	316	Animal Mortality Facility	HU-Static Pile with Earthen Pad	SqFt	\$0.56
Statewide	316	Animal Mortality Facility	Static Pile with Wood Bins	SqFt	\$20.37
Statewide	316	Animal Mortality Facility	HU-Static Pile with Wood Bins	SqFt	\$24.44
Statewide	316	Animal Mortality Facility	Thermal Dehydration, Small Poultry	No	\$52,858.93
Statewide	316	Animal Mortality Facility	HU-Thermal Dehydration, Small Poultry	No	\$63,430.71
Statewide	317	Composting Facility	Concrete Floor and Walls	SqFt	\$17.67
Statewide	317	Composting Facility	HU-Concrete Floor and Walls	SqFt	\$21.20
Statewide	317	Composting Facility	Farm Pad and Bins	SqFt	\$57.98
Statewide	317	Composting Facility	HU-Farm Pad and Bins	SqFt	\$69.57
Statewide	317	Composting Facility	In-Vessel, Less Than 8 Cubic Yards	Cu-Ft	\$171.92
Statewide	317	Composting Facility	HU-In-Vessel, Less Than 8 Cubic Yards	Cu-Ft	\$206.30
Statewide	317	Composting Facility	Open Lot and Earthen Floor	SqFt	\$0.37
Statewide	317	Composting Facility	HU-Open Lot and Earthen Floor	SqFt	\$0.44
Statewide	319	On-Farm Secondary Containment Facility	Earthen Containment	CuYd	\$54.98
Statewide	319	On-Farm Secondary Containment Facility	HU-Earthen Containment	CuYd	\$65.98

County	Code	Practice	Component	Units	Unit Cost
Statewide	319	On-Farm Secondary Containment Facility	Polyvinyl Chloride Containment Basin	SqFt	\$48.71
Statewide	319	On-Farm Secondary Containment Facility	HU-Polyvinyl Chloride Containment Basin	SqFt	\$58.46
Statewide	319	On-Farm Secondary Containment Facility	Tank, Double-Wall	Gal	\$2.82
Statewide	319	On-Farm Secondary Containment Facility	HU-Tank, Double-Wall	Gal	\$3.38
Statewide	319	On-Farm Secondary Containment Facility	Wall, Concrete Containment	CuYd	\$1,519.21
Statewide	319	On-Farm Secondary Containment Facility	HU-Wall, Concrete Containment	CuYd	\$1,823.05
Statewide	320	Irrigation Canal or Lateral	Irrigation Canal	CuYd	\$2.10
Statewide	320	Irrigation Canal or Lateral	HU-Irrigation Canal	CuYd	\$2.52
Statewide	324	Deep Tillage	Depth, Greater Than 20 Inches	Ac	\$64.68
Statewide	324	Deep Tillage	HU-Depth, Greater Than 20 Inches	Ac	\$77.62
Statewide	324	Deep Tillage	Depth, Less Than 20 Inches	Ac	\$22.39
Statewide	324	Deep Tillage	HU-Depth, Less Than 20 Inches	Ac	\$26.87
Statewide	325	High Tunnel System	Gothic for Snow and Wind	SqFt	\$5.76
Statewide	325	High Tunnel System	HU-Gothic for Snow and Wind	SqFt	\$6.91
Statewide	325	High Tunnel System	Gothic for Snow and Wind, Small	SqFt	\$10.04
Statewide	325	High Tunnel System	HU-Gothic for Snow and Wind, Small	SqFt	\$12.04
Statewide	326	Clearing and Snagging	Heavy, Greater Than 400 Feet	Ft	\$19.63
Statewide	326	Clearing and Snagging	HU-Heavy, Greater Than 400 Feet	Ft	\$23.55
Statewide	327	Conservation Cover	Conservation Cover for Water Quality and Wildlife, Foregone Income - Level 1 (Year 1)	Ac	\$339.13
Statewide	327	Conservation Cover	HU-Conservation Cover for Water Quality and Wildlife, Foregone Income - Level 1 (Year 1)	Ac	\$359.67
Statewide	327	Conservation Cover	Wp_Conservation Cover for Water Quality and Wildlife, Foregone Income - Level 1 (Year 1)	Ac	\$339.13
Statewide	327	Conservation Cover	Introduced Species	Ac	\$167.63
Statewide	327	Conservation Cover	HU-Introduced Species	Ac	\$201.16
Statewide	327	Conservation Cover	Wp_Introduced Species	Ac	\$167.63
Statewide	327	Conservation Cover	Introduced with Foregone Income	Ac	\$467.54

County	Code	Practice	Component	Units	Unit Cost
Statewide	327	Conservation Cover	HU-Introduced with Forgone Income	Ac	\$494.13
Statewide	327	Conservation Cover	Wp_Introduced with Forgone Income	Ac	\$467.54
Statewide	327	Conservation Cover	Monarch Species Mix	Ac	\$849.15
Statewide	327	Conservation Cover	HU-Monarch Species Mix	Ac	\$1,018.98
Statewide	327	Conservation Cover	Wp_Monarch Species Mix	Ac	\$849.15
Statewide	327	Conservation Cover	Native Species	Ac	\$218.28
Statewide	327	Conservation Cover	HU-Native Species	Ac	\$261.93
Statewide	327	Conservation Cover	Wp_Native Species	Ac	\$218.28
Statewide	327	Conservation Cover	Native Species with Forgone Income	Ac	\$552.84
Statewide	327	Conservation Cover	HU-Native Species with Forgone Income	Ac	\$596.49
Statewide	327	Conservation Cover	Wp_Native Species with Forgone Income	Ac	\$552.84
Statewide	327	Conservation Cover	Pollinator Mix-Small Footprint	kSqFt	\$128.41
Statewide	327	Conservation Cover	HU-Pollinator Mix-Small Footprint	kSqFt	\$154.09
Statewide	327	Conservation Cover	Wp_Pollinator Mix-Small Footprint	kSqFt	\$128.41
Statewide	327	Conservation Cover	Pollinator Species	Ac	\$676.04
Statewide	327	Conservation Cover	HU-Pollinator Species	Ac	\$811.24
Statewide	327	Conservation Cover	Wp_Pollinator Species	Ac	\$676.04
Statewide	327	Conservation Cover	Pollinator Species with Forgone Income	Ac	\$864.05
Statewide	327	Conservation Cover	HU-Pollinator Species with Forgone Income	Ac	\$969.95
Statewide	327	Conservation Cover	Wp_Pollinator Species with Forgone Income	Ac	\$864.05
Statewide	328	Conservation Crop Rotation	Basic, Organic and Inorganic	Ac	\$10.84
Statewide	328	Conservation Crop Rotation	HU-Basic, Organic and Inorganic	Ac	\$13.01
Statewide	328	Conservation Crop Rotation	Pr_Basic, Organic and Inorganic	Ac	\$13.01
Statewide	328	Conservation Crop Rotation	Wp_Basic, Organic and Inorganic	Ac	\$10.84
Statewide	328	Conservation Crop Rotation	Irrigated to Dryland, Organic and Inorganic	Ac	\$372.83
Statewide	328	Conservation Crop Rotation	HU-Irrigated to Dryland, Organic and Inorganic	Ac	\$373.92
Statewide	328	Conservation Crop Rotation	Pr_Irrigated to Dryland, Organic and Inorganic	Ac	\$373.92

County	Code	Practice	Component	Units	Unit Cost
Statewide	328	Conservation Crop Rotation	Wp_Irrigated to Dryland, Organic and Inorganic	Ac	\$372.83
Statewide	328	Conservation Crop Rotation	Perennial, Short-Term	Ac	\$50.15
Statewide	328	Conservation Crop Rotation	HU-Perennial, Short-Term	Ac	\$60.18
Statewide	328	Conservation Crop Rotation	Pr_Perennial, Short-Term	Ac	\$60.18
Statewide	328	Conservation Crop Rotation	Wp_Perennial, Short-Term	Ac	\$50.15
Statewide	328	Conservation Crop Rotation	Small Grain	Ac	\$45.10
Statewide	328	Conservation Crop Rotation	HU-Small Grain	Ac	\$54.12
Statewide	328	Conservation Crop Rotation	Pr_Small Grain	Ac	\$54.12
Statewide	328	Conservation Crop Rotation	Wp_Small Grain	Ac	\$45.10
Statewide	328	Conservation Crop Rotation	Specialty Crop, Small	kSqFt	\$29.30
Statewide	328	Conservation Crop Rotation	HU-Specialty Crop, Small	kSqFt	\$35.16
Statewide	328	Conservation Crop Rotation	Pr_Specialty Crop, Small	kSqFt	\$35.16
Statewide	328	Conservation Crop Rotation	Wp_Specialty Crop, Small	kSqFt	\$29.30
Statewide	329	Residue and Tillage Management, No Till	No-Till and Strip-Till	Ac	\$17.83
Statewide	329	Residue and Tillage Management, No Till	HU-No-Till and Strip-Till	Ac	\$21.40
Statewide	329	Residue and Tillage Management, No Till	Wp_No-Till and Strip-Till	Ac	\$17.83
Statewide	329	Residue and Tillage Management, No Till	No-Till and Strip-Till, Herbicide	Ac	\$29.94
Statewide	329	Residue and Tillage Management, No Till	HU-No-Till and Strip-Till, Herbicide	Ac	\$35.92
Statewide	329	Residue and Tillage Management, No Till	Wp_No-Till and Strip-Till, Herbicide	Ac	\$29.94
Statewide	329	Residue and Tillage Management, No Till	No-Till, Less Than Half Acre	kSqFt	\$33.42
Statewide	329	Residue and Tillage Management, No Till	HU-No-Till, Less Than Half Acre	kSqFt	\$40.11
Statewide	329	Residue and Tillage Management, No Till	Wp_No-Till, Less Than Half Acre	kSqFt	\$33.42
Statewide	330	Contour Farming	Contour Farming	Ac	\$8.54
Statewide	330	Contour Farming	HU-Contour Farming	Ac	\$10.24
Statewide	332	Contour Buffer Strips	Introduced Species Organic or Inorganic, Foregone Income	Ac	\$474.24
Statewide	332	Contour Buffer Strips	HU-Introduced Species Organic or Inorganic, Foregone Income	Ac	\$495.61
Statewide	332	Contour Buffer Strips	Wp_Introduced Species Organic or Inorganic, Foregone Income	Ac	\$495.61

County	Code	Practice	Component	Units	Unit Cost
Statewide	332	Contour Buffer Strips	Native Species Organic or Inorganic, Foregone Income	Ac	\$518.52
Statewide	332	Contour Buffer Strips	HU-Native Species Organic or Inorganic, Foregone Income	Ac	\$548.74
Statewide	332	Contour Buffer Strips	Wp_Native Species Organic or Inorganic, Foregone Income	Ac	\$548.74
Statewide	334	Controlled Traffic Farming	Reduced Compaction Area	Ac	\$44.90
Statewide	334	Controlled Traffic Farming	HU-Reduced Compaction Area	Ac	\$53.88
Statewide	336	Soil Carbon Amendment	Biochar	Ac	\$1,299.19
Statewide	336	Soil Carbon Amendment	HU-Biochar	Ac	\$1,559.02
Statewide	336	Soil Carbon Amendment	Biochar, Compost	Ac	\$652.09
Statewide	336	Soil Carbon Amendment	HU-Biochar, Compost	Ac	\$782.51
Statewide	336	Soil Carbon Amendment	Compost	Ac	\$213.68
Statewide	336	Soil Carbon Amendment	HU-Compost	Ac	\$256.41
Statewide	336	Soil Carbon Amendment	Compost and Biochar, Less Than 10 Acres	kSqFt	\$55.63
Statewide	336	Soil Carbon Amendment	HU-Compost and Biochar, Less Than 10 Acres	kSqFt	\$66.75
Statewide	336	Soil Carbon Amendment	Compost, Biochar	Ac	\$579.95
Statewide	336	Soil Carbon Amendment	HU-Compost, Biochar	Ac	\$695.94
Statewide	336	Soil Carbon Amendment	Compost, Less Than 10,000 Square Feet	kSqFt	\$47.25
Statewide	336	Soil Carbon Amendment	HU-Compost, Less Than 10,000 Square Feet	kSqFt	\$56.70
Statewide	336	Soil Carbon Amendment	Compost, Onsite	Ac	\$260.81
Statewide	336	Soil Carbon Amendment	HU-Compost, Onsite	Ac	\$312.97
Statewide	336	Soil Carbon Amendment	Other Carbon Amendment	Ac	\$124.98
Statewide	336	Soil Carbon Amendment	HU-Other Carbon Amendment	Ac	\$149.97
Statewide	338	Prescribed Burning	Growing Season Prescribed Burning (FI)	Ac	\$33.70
Statewide	338	Prescribed Burning	HU-Growing Season Prescribed Burning (FI)	Ac	\$37.02
Statewide	338	Prescribed Burning	Pr_Growing Season Prescribed Burning (FI)	Ac	\$37.02
Statewide	338	Prescribed Burning	High Complexity (Slope/Fuels)	Ac	\$21.47
Statewide	338	Prescribed Burning	HU-High Complexity (Slope/Fuels)	Ac	\$25.76
Statewide	338	Prescribed Burning	Pr_High Complexity (Slope/Fuels)	Ac	\$25.76

County	Code	Practice	Component	Units	Unit Cost
Statewide	338	Prescribed Burning	Pile	Ac	\$12.47
Statewide	338	Prescribed Burning	HU-Pile	Ac	\$14.96
Statewide	338	Prescribed Burning	Pr_Pile	Ac	\$14.96
Statewide	338	Prescribed Burning	Slope Fuel, Low to Medium Complexity	Ac	\$13.69
Statewide	338	Prescribed Burning	HU-Slope Fuel, Low to Medium Complexity	Ac	\$16.43
Statewide	338	Prescribed Burning	Pr_Slope Fuel, Low to Medium Complexity	Ac	\$16.43
Statewide	338	Prescribed Burning	Small Acreage / Limited Fire Resources	Ac	\$29.54
Statewide	338	Prescribed Burning	HU-Small Acreage / Limited Fire Resources	Ac	\$35.45
Statewide	338	Prescribed Burning	Pr_Small Acreage / Limited Fire Resources	Ac	\$35.45
Statewide	340	Cover Crop	Adaptive Management	No	\$2,318.23
Statewide	340	Cover Crop	HU-Adaptive Management	No	\$2,781.87
Statewide	340	Cover Crop	Wp_Adaptive Management	No	\$2,318.23
Statewide	340	Cover Crop	Basic	Ac	\$63.58
Statewide	340	Cover Crop	HU-Basic	Ac	\$76.30
Statewide	340	Cover Crop	Wp_Basic	Ac	\$63.58
Statewide	340	Cover Crop	Mechanical Termination, 1,000 Square Feet	kSqFt	\$24.20
Statewide	340	Cover Crop	HU-Mechanical Termination, 1,000 Square Feet	kSqFt	\$29.04
Statewide	340	Cover Crop	Wp_Mechanical Termination, 1,000 Square Feet	kSqFt	\$24.20
Statewide	340	Cover Crop	Multi-Species	Ac	\$78.40
Statewide	340	Cover Crop	HU-Multi-Species	Ac	\$94.07
Statewide	340	Cover Crop	Wp_Multi-Species	Ac	\$78.40
Statewide	340	Cover Crop	Multi-Species, 1,000 Square Feet	kSqFt	\$47.17
Statewide	340	Cover Crop	HU-Multi-Species, 1,000 Square Feet	kSqFt	\$56.61
Statewide	340	Cover Crop	Wp_Multi-Species, 1,000 Square Feet	kSqFt	\$47.17
Statewide	342	Critical Area Planting	Heavy Grading, Native or Introduced	Ac	\$1,041.23
Statewide	342	Critical Area Planting	HU-Heavy Grading, Native or Introduced	Ac	\$1,249.48
Statewide	342	Critical Area Planting	Wp_Heavy Grading, Native or Introduced	Ac	\$1,041.23

County	Code	Practice	Component	Units	Unit Cost
Statewide	342	Critical Area Planting	Moderate Grading, Native or Introduced	Ac	\$718.81
Statewide	342	Critical Area Planting	HU-Moderate Grading, Native or Introduced	Ac	\$862.57
Statewide	342	Critical Area Planting	Wp_Moderate Grading, Native or Introduced	Ac	\$718.81
Statewide	342	Critical Area Planting	Normal Tillage, Native or Introduced	Ac	\$303.51
Statewide	342	Critical Area Planting	HU-Normal Tillage, Native or Introduced	Ac	\$364.21
Statewide	342	Critical Area Planting	Wp_Normal Tillage, Native or Introduced	Ac	\$303.51
Statewide	342	Critical Area Planting	Permanent Cover	kSqFt	\$18.17
Statewide	342	Critical Area Planting	HU-Permanent Cover	kSqFt	\$21.81
Statewide	342	Critical Area Planting	Wp_Permanent Cover	kSqFt	\$18.17
Statewide	345	Residue and Tillage Management, Reduced Till	Reduced Tillage	Ac	\$18.65
Statewide	345	Residue and Tillage Management, Reduced Till	HU-Reduced Tillage	Ac	\$22.38
Statewide	345	Residue and Tillage Management, Reduced Till	Reduced Tillage, Less Than 0.5 Acres	kSqFt	\$28.78
Statewide	345	Residue and Tillage Management, Reduced Till	HU-Reduced Tillage, Less Than 0.5 Acres	kSqFt	\$34.54
Statewide	348	Dam, Diversion	Earthfill	CuYd	\$7.77
Statewide	348	Dam, Diversion	HU-Earthfill	CuYd	\$9.32
Statewide	348	Dam, Diversion	Fill, Rock and Gravel	CuYd	\$92.94
Statewide	348	Dam, Diversion	HU-Fill, Rock and Gravel	CuYd	\$111.52
Statewide	348	Dam, Diversion	Structure, Sheet Pile	SqFt	\$56.94
Statewide	348	Dam, Diversion	HU-Structure, Sheet Pile	SqFt	\$68.32
Statewide	350	Sediment Basin	Basin	CuYd	\$4.02
Statewide	350	Sediment Basin	HU-Basin	CuYd	\$4.82
Statewide	350	Sediment Basin	Basin, Excavated	CuYd	\$3.96
Statewide	350	Sediment Basin	HU-Basin, Excavated	CuYd	\$4.75
Statewide	351	Well Decommissioning	Drilled Well, 300 to 1,000 Feet	Ft	\$19.44
Statewide	351	Well Decommissioning	HU-Drilled Well, 300 to 1,000 Feet	Ft	\$23.33
Statewide	351	Well Decommissioning	Wp_Drilled Well, 300 to 1,000 Feet	Ft	\$19.44
Statewide	351	Well Decommissioning	Drilled Well, Less Than 300 Feet	Ft	\$23.59

County	Code	Practice	Component	Units	Unit Cost
Statewide	351	Well Decommissioning	HU-Drilled Well, Less Than 300 Feet	Ft	\$28.30
Statewide	351	Well Decommissioning	Wp_Drilled Well, Less Than 300 Feet	Ft	\$23.59
Statewide	351	Well Decommissioning	Shallow Well, Greater Than 15 Inch Diameter	Ft	\$60.01
Statewide	351	Well Decommissioning	HU-Shallow Well, Greater Than 15 Inch Diameter	Ft	\$72.01
Statewide	351	Well Decommissioning	Wp_Shallow Well, Greater Than 15 Inch Diameter	Ft	\$60.01
Statewide	351	Well Decommissioning	Shallow Well, Less Than or Equal to 15 Inch Diameter	Ft	\$13.98
Statewide	351	Well Decommissioning	HU-Shallow Well, Less Than or Equal to 15 Inch Diameter	Ft	\$16.78
Statewide	351	Well Decommissioning	Wp_Shallow Well, Less Than or Equal to 15 Inch Diameter	Ft	\$13.98
Statewide	353	Monitoring Well	Borehole, Less Than or Equal to 200 Feet	Ft	\$116.68
Statewide	353	Monitoring Well	HU-Borehole, Less Than or Equal to 200 Feet	Ft	\$140.01
Statewide	355	Groundwater Testing	Basic	No	\$54.50
Statewide	355	Groundwater Testing	HU-Basic	No	\$65.39
Statewide	355	Groundwater Testing	Wp_Basic	No	\$54.50
Statewide	355	Groundwater Testing	Full Spectrum	No	\$282.54
Statewide	355	Groundwater Testing	HU-Full Spectrum	No	\$339.05
Statewide	355	Groundwater Testing	Wp_Full Spectrum	No	\$282.54
Statewide	355	Groundwater Testing	Specialty	No	\$263.50
Statewide	355	Groundwater Testing	HU-Specialty	No	\$316.20
Statewide	355	Groundwater Testing	Wp_Specialty	No	\$263.50
Statewide	356	Dike and Levee	Dike, Greater Than Six Feet	Ft	\$35.26
Statewide	356	Dike and Levee	HU-Dike, Greater Than Six Feet	Ft	\$42.31
Statewide	356	Dike and Levee	Dike, Less Than or Equal to Six Feet	Ft	\$24.08
Statewide	356	Dike and Levee	HU-Dike, Less Than or Equal to Six Feet	Ft	\$28.90
Statewide	356	Dike and Levee	Dike, Wetland	CuYd	\$4.13
Statewide	356	Dike and Levee	HU-Dike, Wetland	CuYd	\$4.95
Statewide	359	Waste Treatment Lagoon	Waste Treatment Lagoon	Cu-Ft	\$0.16
Statewide	359	Waste Treatment Lagoon	HU-Waste Treatment Lagoon	Cu-Ft	\$0.19

County	Code	Practice	Component	Units	Unit Cost
Statewide	360	Waste Facility Closure	Convert to Freshwater	Cu-Ft	\$0.05
Statewide	360	Waste Facility Closure	HU-Convert to Freshwater	Cu-Ft	\$0.06
Statewide	360	Waste Facility Closure	Decommission, Concrete Storage	Cu-Ft	\$0.18
Statewide	360	Waste Facility Closure	HU-Decommission, Concrete Storage	Cu-Ft	\$0.21
Statewide	360	Waste Facility Closure	Decommission, Earthen Impoundment	Cu-Ft	\$0.09
Statewide	360	Waste Facility Closure	HU-Decommission, Earthen Impoundment	Cu-Ft	\$0.11
Statewide	360	Waste Facility Closure	Decommission, Feedlot	Ac	\$12,359.83
Statewide	360	Waste Facility Closure	HU-Decommission, Feedlot	Ac	\$14,831.80
Statewide	360	Waste Facility Closure	Decommission, Underbarn	Cu-Ft	\$1.05
Statewide	360	Waste Facility Closure	HU-Decommission, Underbarn	Cu-Ft	\$1.26
Statewide	362	Diversion	Curb, Concrete	Ft	\$31.87
Statewide	362	Diversion	HU-Curb, Concrete	Ft	\$38.24
Statewide	362	Diversion	Diversion	CuYd	\$3.42
Statewide	362	Diversion	HU-Diversion	CuYd	\$4.11
Statewide	366	Anaerobic Digester	Anaerobic Digester	No	\$1,476,866.11
Statewide	366	Anaerobic Digester	HU-Anaerobic Digester	No	\$1,772,239.34
Statewide	366	Anaerobic Digester	Covered Lagoon or Holding Pond	AU	\$364.05
Statewide	366	Anaerobic Digester	HU-Covered Lagoon or Holding Pond	AU	\$436.87
Statewide	367	Roofs and Covers	Flexible Membrane Cover	SqFt	\$0.95
Statewide	367	Roofs and Covers	HU-Flexible Membrane Cover	SqFt	\$1.14
Statewide	367	Roofs and Covers	Flexible Membrane Cover, Flare	SqFt	\$8.03
Statewide	367	Roofs and Covers	HU-Flexible Membrane Cover, Flare	SqFt	\$9.64
Statewide	367	Roofs and Covers	Roof, Hoop	SqFt	\$9.36
Statewide	367	Roofs and Covers	HU-Roof, Hoop	SqFt	\$11.23
Statewide	367	Roofs and Covers	Roof, Timber or Steel Sheet	SqFt	\$10.42
Statewide	367	Roofs and Covers	HU-Roof, Timber or Steel Sheet	SqFt	\$12.51
Statewide	368	Emergency Animal Mortality Management	Burial	AU	\$122.14

County	Code	Practice	Component	Units	Unit Cost
Statewide	368	Emergency Animal Mortality Management	HU-Burial	AU	\$146.56
Statewide	368	Emergency Animal Mortality Management	Composting, Carbon Material and Mobilization	AU	\$456.25
Statewide	368	Emergency Animal Mortality Management	HU-Composting, Carbon Material and Mobilization	AU	\$547.50
Statewide	368	Emergency Animal Mortality Management	Composting, In-House	AU	\$90.60
Statewide	368	Emergency Animal Mortality Management	HU-Composting, In-House	AU	\$108.72
Statewide	368	Emergency Animal Mortality Management	Incineration, Landfill or Render	AU	\$302.85
Statewide	368	Emergency Animal Mortality Management	HU-Incineration, Landfill or Render	AU	\$363.42
Statewide	368	Emergency Animal Mortality Management	Shallow Burial, Swine or Cattle	AU	\$165.00
Statewide	368	Emergency Animal Mortality Management	HU-Shallow Burial, Swine or Cattle	AU	\$198.00
Statewide	371	Air Filtration and Scrubbing	Single Pit Fan Biofilter	No	\$18,026.44
Statewide	371	Air Filtration and Scrubbing	HU-Single Pit Fan Biofilter	No	\$21,631.73
Statewide	371	Air Filtration and Scrubbing	Traditional Horizontal Biofilter	CuYd	\$35.73
Statewide	371	Air Filtration and Scrubbing	HU-Traditional Horizontal Biofilter	CuYd	\$42.88
Statewide	372	Combustion System Improvement	Combustion Engine Replacement, 100 to 199 Brake Horsepower	No	\$17,561.14
Statewide	372	Combustion System Improvement	HU-Combustion Engine Replacement, 100 to 199 Brake Horsepower	No	\$21,073.37
Statewide	372	Combustion System Improvement	Combustion Engine Replacement, 50 to 99 Brake Horsepower	No	\$11,531.62
Statewide	372	Combustion System Improvement	HU-Combustion Engine Replacement, 50 to 99 Brake Horsepower	No	\$13,837.94
Statewide	372	Combustion System Improvement	Combustion Engine to Electric Motor Tractor Replacement	HP	\$1,353.98
Statewide	372	Combustion System Improvement	HU-Combustion Engine to Electric Motor Tractor Replacement	HP	\$1,624.78
Statewide	372	Combustion System Improvement	Combustion Engine to Electric Motor, 12 to 74 Horsepower	No	\$5,045.09
Statewide	372	Combustion System Improvement	HU-Combustion Engine to Electric Motor, 12 to 74 Horsepower	No	\$6,054.11
Statewide	372	Combustion System Improvement	Combustion Engine to Electric Motor, 75 to 149 Horsepower	No	\$9,478.49
Statewide	372	Combustion System Improvement	HU-Combustion Engine to Electric Motor, 75 to 149 Horsepower	No	\$11,374.18
Statewide	372	Combustion System Improvement	Non-Tractor Mobile Agricultural Equipment Replacement	HP	\$1,209.09
Statewide	372	Combustion System Improvement	HU-Non-Tractor Mobile Agricultural Equipment Replacement	HP	\$1,450.91
Statewide	374	Energy Efficient Agricultural Operation	Alley Scraper	No	\$24,124.50
Statewide	374	Energy Efficient Agricultural Operation	HU-Alley Scraper	No	\$28,949.40

County	Code	Practice	Component	Units	Unit Cost
Statewide	374	Energy Efficient Agricultural Operation	Attic Heat Recovery Vents	No	\$177.86
Statewide	374	Energy Efficient Agricultural Operation	HU-Attic Heat Recovery Vents	No	\$213.44
Statewide	374	Energy Efficient Agricultural Operation	Heater, High Efficiency	kBTU/Hr	\$18.10
Statewide	374	Energy Efficient Agricultural Operation	HU-Heater, High Efficiency	kBTU/Hr	\$21.72
Statewide	374	Energy Efficient Agricultural Operation	Motor, 10 to 100 Horsepower	HP	\$98.48
Statewide	374	Energy Efficient Agricultural Operation	HU-Motor, 10 to 100 Horsepower	HP	\$118.17
Statewide	374	Energy Efficient Agricultural Operation	Motor, 2 to 9 Horsepower	HP	\$180.22
Statewide	374	Energy Efficient Agricultural Operation	HU-Motor, 2 to 9 Horsepower	HP	\$216.27
Statewide	374	Energy Efficient Agricultural Operation	Motor, Greater Than 100 Horsepower	HP	\$120.62
Statewide	374	Energy Efficient Agricultural Operation	HU-Motor, Greater Than 100 Horsepower	HP	\$144.75
Statewide	374	Energy Efficient Agricultural Operation	Motor, Less Than or Equal to One Horsepower	HP	\$617.29
Statewide	374	Energy Efficient Agricultural Operation	HU-Motor, Less Than or Equal to One Horsepower	HP	\$740.74
Statewide	374	Energy Efficient Agricultural Operation	Plate Cooler	No	\$31,600.58
Statewide	374	Energy Efficient Agricultural Operation	HU-Plate Cooler	No	\$37,920.70
Statewide	374	Energy Efficient Agricultural Operation	Plate Cooler, Small	No	\$4,659.08
Statewide	374	Energy Efficient Agricultural Operation	HU-Plate Cooler, Small	No	\$5,590.89
Statewide	374	Energy Efficient Agricultural Operation	Radiant System	No	\$1,407.86
Statewide	374	Energy Efficient Agricultural Operation	HU-Radiant System	No	\$1,689.43
Statewide	374	Energy Efficient Agricultural Operation	Scroll Compressor	HP	\$555.38
Statewide	374	Energy Efficient Agricultural Operation	HU-Scroll Compressor	HP	\$666.46
Statewide	374	Energy Efficient Agricultural Operation	System, Automatic Controller	No	\$1,288.14
Statewide	374	Energy Efficient Agricultural Operation	HU-System, Automatic Controller	No	\$1,545.77
Statewide	374	Energy Efficient Agricultural Operation	Telemetry	No	\$1,693.75
Statewide	374	Energy Efficient Agricultural Operation	HU-Telemetry	No	\$2,032.50
Statewide	374	Energy Efficient Agricultural Operation	Variable Speed Drive, 5 to 15 Horsepower	HP	\$158.98
Statewide	374	Energy Efficient Agricultural Operation	HU-Variable Speed Drive, 5 to 15 Horsepower	HP	\$190.78
Statewide	374	Energy Efficient Agricultural Operation	Variable Speed Drive, Greater Than 15 Horsepower	HP	\$108.42

County	Code	Practice	Component	Units	Unit Cost
Statewide	374	Energy Efficient Agricultural Operation	HU-Variable Speed Drive, Greater Than 15 Horsepower	HP	\$130.11
Statewide	374	Energy Efficient Agricultural Operation	Variable Speed Drive, Less Than 5 Horsepower	HP	\$827.74
Statewide	374	Energy Efficient Agricultural Operation	HU-Variable Speed Drive, Less Than 5 Horsepower	HP	\$993.29
Statewide	374	Energy Efficient Agricultural Operation	Ventilation, Exhaust	No	\$1,715.46
Statewide	374	Energy Efficient Agricultural Operation	HU-Ventilation, Exhaust	No	\$2,058.56
Statewide	374	Energy Efficient Agricultural Operation	Ventilation, Horizontal Air Flow	No	\$207.76
Statewide	374	Energy Efficient Agricultural Operation	HU-Ventilation, Horizontal Air Flow	No	\$249.31
Statewide	375	Dust Management for Pen Surfaces	Mobile Sprinkler	Ac	\$1,816.26
Statewide	375	Dust Management for Pen Surfaces	HU-Mobile Sprinkler	Ac	\$2,179.51
Statewide	375	Dust Management for Pen Surfaces	More Than Two Manure Harvests	Ac	\$2,080.84
Statewide	375	Dust Management for Pen Surfaces	HU-More Than Two Manure Harvests	Ac	\$2,497.01
Statewide	375	Dust Management for Pen Surfaces	More Than Two Manure Harvests and Mobile Sprinkler	Ac	\$3,897.10
Statewide	375	Dust Management for Pen Surfaces	HU-More Than Two Manure Harvests and Mobile Sprinkler	Ac	\$4,676.52
Statewide	375	Dust Management for Pen Surfaces	One Manure Harvest	Ac	\$520.21
Statewide	375	Dust Management for Pen Surfaces	HU-One Manure Harvest	Ac	\$624.25
Statewide	375	Dust Management for Pen Surfaces	One Manure Harvest and Mobile Sprinkler	Ac	\$2,336.47
Statewide	375	Dust Management for Pen Surfaces	HU-One Manure Harvest and Mobile Sprinkler	Ac	\$2,803.76
Statewide	375	Dust Management for Pen Surfaces	Two Manure Harvests	Ac	\$1,040.42
Statewide	375	Dust Management for Pen Surfaces	HU-Two Manure Harvests	Ac	\$1,248.51
Statewide	375	Dust Management for Pen Surfaces	Two Manure Harvests and Mobile Sprinkler	Ac	\$2,856.68
Statewide	375	Dust Management for Pen Surfaces	HU-Two Manure Harvests and Mobile Sprinkler	Ac	\$3,428.01
Statewide	378	Pond	Embankment Pond with greater than or equal to 24 inch Pipe	CuYd	\$4.70
Statewide	378	Pond	HU-Embankment Pond with greater than or equal to 24 inch Pipe	CuYd	\$5.65
Statewide	378	Pond	Embankment Pond with less than 24 inch Pipe	CuYd	\$5.70
Statewide	378	Pond	HU-Embankment Pond with less than 24 inch Pipe	CuYd	\$6.84
Statewide	378	Pond	Embankment Pond, No Principal Spillway	CuYd	\$4.59
Statewide	378	Pond	HU-Embankment Pond, No Principal Spillway	CuYd	\$5.51

County	Code	Practice	Component	Units	Unit Cost
Statewide	378	Pond	Excavated Pond	CuYd	\$2.56
Statewide	378	Pond	HU-Excavated Pond	CuYd	\$3.07
Statewide	378	Pond	Excavated Pond with Embankment	CuYd	\$3.06
Statewide	378	Pond	HU-Excavated Pond with Embankment	CuYd	\$3.68
Statewide	378	Pond	Rehab Embankment Pond, No Principal Spillway	CuYd	\$8.88
Statewide	378	Pond	HU-Rehab Embankment Pond, No Principal Spillway	CuYd	\$10.66
Statewide	378	Pond	Rehab Embankment Pond, With Principal Spillway	DialnFt	\$11.84
Statewide	378	Pond	HU-Rehab Embankment Pond, With Principal Spillway	DialnFt	\$14.21
Statewide	380	Windbreak/Shelterbelt Establishment and Renovation	Coppicing	Ft	\$2.70
Statewide	380	Windbreak/Shelterbelt Establishment and Renovation	HU-Coppicing	Ft	\$3.24
Statewide	380	Windbreak/Shelterbelt Establishment and Renovation	Machine Plant Trees	Ft	\$0.56
Statewide	380	Windbreak/Shelterbelt Establishment and Renovation	HU-Machine Plant Trees	Ft	\$0.67
Statewide	380	Windbreak/Shelterbelt Establishment and Renovation	Machine Plant Trees with Supplemental Water	Ft	\$0.76
Statewide	380	Windbreak/Shelterbelt Establishment and Renovation	HU-Machine Plant Trees with Supplemental Water	Ft	\$0.91
Statewide	380	Windbreak/Shelterbelt Establishment and Renovation	Machine Plant Trees with Supplemental Water and Shelters	Ft	\$1.33
Statewide	380	Windbreak/Shelterbelt Establishment and Renovation	HU-Machine Plant Trees with Supplemental Water and Shelters	Ft	\$1.60
Statewide	380	Windbreak/Shelterbelt Establishment and Renovation	Machine Plant Trees with Tubes	Ft	\$1.18
Statewide	380	Windbreak/Shelterbelt Establishment and Renovation	HU-Machine Plant Trees with Tubes	Ft	\$1.41
Statewide	380	Windbreak/Shelterbelt Establishment and Renovation	Manual Plant, Bareroot	No	\$2.41
Statewide	380	Windbreak/Shelterbelt Establishment and Renovation	HU-Manual Plant, Bareroot	No	\$2.89
Statewide	380	Windbreak/Shelterbelt Establishment and Renovation	Manual Plant, Bareroot with Supplemental Water	No	\$7.23
Statewide	380	Windbreak/Shelterbelt Establishment and Renovation	HU-Manual Plant, Bareroot with Supplemental Water	No	\$8.68
Statewide	380	Windbreak/Shelterbelt Establishment and Renovation	One Row, Small	Ft	\$3.45
Statewide	380	Windbreak/Shelterbelt Establishment and Renovation	HU-One Row, Small	Ft	\$4.14
Statewide	380	Windbreak/Shelterbelt Establishment and Renovation	Renovation, Greater Than 8 Inches Diameter Breast Height, Machine Plant	Ft	\$3.39
Statewide	380	Windbreak/Shelterbelt Establishment and Renovation	HU-Renovation, Greater Than 8 Inches Diameter Breast Height, Machine Plant	Ft	\$4.07
Statewide	380	Windbreak/Shelterbelt Establishment and Renovation	Renovation, Greater Than 8 Inches Diameter Breast Height, Manual Plant	Ft	\$5.11

County	Code	Practice	Component	Units	Unit Cost
Statewide	380	Windbreak/Shelterbelt Establishment and Renovation	HU-Renovation, Greater Than 8 Inches Diameter Breast Height, Manual Plant	Ft	\$6.14
Statewide	380	Windbreak/Shelterbelt Establishment and Renovation	Renovation, Removal of Trees and Shrubs, Manual Plant	Ft	\$3.61
Statewide	380	Windbreak/Shelterbelt Establishment and Renovation	HU-Renovation, Removal of Trees and Shrubs, Manual Plant	Ft	\$4.34
Statewide	380	Windbreak/Shelterbelt Establishment and Renovation	Renovation, Sod Release	Ft	\$0.49
Statewide	380	Windbreak/Shelterbelt Establishment and Renovation	HU-Renovation, Sod Release	Ft	\$0.59
Statewide	380	Windbreak/Shelterbelt Establishment and Renovation	Renovation, Supplemental Manual Plant with Container or Bareroot Stock	Ft	\$2.54
Statewide	380	Windbreak/Shelterbelt Establishment and Renovation	HU-Renovation, Supplemental Manual Plant with Container or Bareroot Stock	Ft	\$3.05
Statewide	380	Windbreak/Shelterbelt Establishment and Renovation	Renovation, Thinning or Removal of Trees and Shrubs, Machine Plant	Ft	\$2.89
Statewide	380	Windbreak/Shelterbelt Establishment and Renovation	HU-Renovation, Thinning or Removal of Trees and Shrubs, Machine Plant	Ft	\$3.47
Statewide	382	Fence	Barbed Wire for Difficult Terrain, Multi-Strand	Ft	\$2.84
Statewide	382	Fence	HU-Barbed Wire for Difficult Terrain, Multi-Strand	Ft	\$3.40
Statewide	382	Fence	Barbed Wire for Difficult Terrain, Multi-Strand with Markers	Ft	\$2.97
Statewide	382	Fence	HU-Barbed Wire for Difficult Terrain, Multi-Strand with Markers	Ft	\$3.56
Statewide	382	Fence	Barbed Wire, Multi-Strand	Ft	\$2.37
Statewide	382	Fence	HU-Barbed Wire, Multi-Strand	Ft	\$2.85
Statewide	382	Fence	Barbed Wire, Multi-Strand with Markers	Ft	\$2.54
Statewide	382	Fence	HU-Barbed Wire, Multi-Strand with Markers	Ft	\$3.05
Statewide	382	Fence	Electric, high tensile with energizer	Ft	\$1.15
Statewide	382	Fence	HU-Electric, high tensile with energizer	Ft	\$1.38
Statewide	382	Fence	Electric, high tensile with energizer and fence markers	Ft	\$1.33
Statewide	382	Fence	HU-Electric, high tensile with energizer and fence markers	Ft	\$1.60
Statewide	382	Fence	High Tensile, Eight Wire Electric	Ft	\$2.65
Statewide	382	Fence	HU-High Tensile, Eight Wire Electric	Ft	\$3.18
Statewide	382	Fence	High Tensile, Five Wire Electric	Ft	\$2.38
Statewide	382	Fence	HU-High Tensile, Five Wire Electric	Ft	\$2.86
Statewide	382	Fence	Portable Fence	Ft	\$0.23
Statewide	382	Fence	HU-Portable Fence	Ft	\$0.27

County	Code	Practice	Component	Units	Unit Cost
Statewide	382	Fence	Refabrication of existing fence for multispecies diversity	Ft	\$0.91
Statewide	382	Fence	HU-Refabrication of existing fence for multispecies diversity	Ft	\$1.09
Statewide	382	Fence	Virtual Fence, Startup Year One, 51 to 199 Animals	No	\$139.51
Statewide	382	Fence	HU-Virtual Fence, Startup Year One, 51 to 199 Animals	No	\$167.42
Statewide	382	Fence	Virtual Fence, Startup Year One, Greater Than or Equal to 200 Animals	No	\$91.86
Statewide	382	Fence	HU-Virtual Fence, Startup Year One, Greater Than or Equal to 200 Animals	No	\$110.23
Statewide	382	Fence	Virtual Fence, Startup Year One, Less Than or Equal to 50 Animals	No	\$265.29
Statewide	382	Fence	HU-Virtual Fence, Startup Year One, Less Than or Equal to 50 Animals	No	\$318.35
Statewide	382	Fence	Virtual Fence, Startup Year One, Sheep or Goat	No	\$223.98
Statewide	382	Fence	HU-Virtual Fence, Startup Year One, Sheep or Goat	No	\$268.78
Statewide	382	Fence	Woven Wire	Ft	\$2.27
Statewide	382	Fence	HU-Woven Wire	Ft	\$2.72
Statewide	382	Fence	Woven Wire, 96 Inch	Ft	\$6.31
Statewide	382	Fence	HU-Woven Wire, 96 Inch	Ft	\$7.57
Statewide	383	Fuel Break	Mechanical and Chemical Application	Ac	\$1,651.14
Statewide	383	Fuel Break	HU-Mechanical and Chemical Application	Ac	\$1,981.37
Statewide	383	Fuel Break	Mechanical and Chemical Application, Steep Slopes	Ac	\$2,568.03
Statewide	383	Fuel Break	HU-Mechanical and Chemical Application, Steep Slopes	Ac	\$3,081.64
Statewide	383	Fuel Break	Mechanical Application, Non-Forest Land	Ac	\$288.04
Statewide	383	Fuel Break	HU-Mechanical Application, Non-Forest Land	Ac	\$345.65
Statewide	384	Woody Residue Treatment	Air Curtain Burner	Ac	\$178.84
Statewide	384	Woody Residue Treatment	HU-Air Curtain Burner	Ac	\$214.61
Statewide	384	Woody Residue Treatment	Mechanical and Manual Control for Slash, 5 to 15 Tons per Acre	Ac	\$494.70
Statewide	384	Woody Residue Treatment	HU-Mechanical and Manual Control for Slash, 5 to 15 Tons per Acre	Ac	\$593.64
Statewide	384	Woody Residue Treatment	Mechanical and Manual Control for Slash, Greater Than 15 Tons per Acre	Ac	\$1,319.35
Statewide	384	Woody Residue Treatment	HU-Mechanical and Manual Control for Slash, Greater Than 15 Tons per Acre	Ac	\$1,583.23
Statewide	384	Woody Residue Treatment	Mechanical and Manual Control for Slash, Less Than 5 Tons per Acre	Ac	\$124.79

County	Code	Practice	Component	Units	Unit Cost
Statewide	384	Woody Residue Treatment	HU-Mechanical and Manual Control for Slash, Less Than 5 Tons per Acre	Ac	\$149.75
Statewide	384	Woody Residue Treatment	Mechanical and Manual Control, Chipping and Hauling Offsite	Ac	\$281.97
Statewide	384	Woody Residue Treatment	HU-Mechanical and Manual Control, Chipping and Hauling Offsite	Ac	\$338.36
Statewide	384	Woody Residue Treatment	Mechanical and Manual Control, Consolidated Slash Pile	Ac	\$170.40
Statewide	384	Woody Residue Treatment	HU-Mechanical and Manual Control, Consolidated Slash Pile	Ac	\$204.47
Statewide	384	Woody Residue Treatment	Mechanical Control, Chaining	Ac	\$125.89
Statewide	384	Woody Residue Treatment	HU-Mechanical Control, Chaining	Ac	\$151.06
Statewide	384	Woody Residue Treatment	Restoration, Coservation Treatment After Catastropic Events	Ac	\$2,028.96
Statewide	384	Woody Residue Treatment	HU-Restoration, Coservation Treatment After Catastropic Events	Ac	\$2,434.76
Statewide	386	Field Border	Field Border, Small	kSqFt	\$65.57
Statewide	386	Field Border	HU-Field Border, Small	kSqFt	\$78.69
Statewide	386	Field Border	Pr_Field Border, Small	kSqFt	\$78.69
Statewide	386	Field Border	Wp_Field Border, Small	kSqFt	\$65.57
Statewide	386	Field Border	Introduced Species	Ac	\$93.37
Statewide	386	Field Border	HU-Introduced Species	Ac	\$112.04
Statewide	386	Field Border	Pr_Introduced Species	Ac	\$112.04
Statewide	386	Field Border	Wp_Introduced Species	Ac	\$93.37
Statewide	386	Field Border	Introduced Species, Foregone Income	Ac	\$427.93
Statewide	386	Field Border	HU-Introduced Species, Foregone Income	Ac	\$446.60
Statewide	386	Field Border	Pr_Introduced Species, Foregone Income	Ac	\$446.60
Statewide	386	Field Border	Wp_Introduced Species, Foregone Income	Ac	\$427.93
Statewide	386	Field Border	Native Species	Ac	\$173.95
Statewide	386	Field Border	HU-Native Species	Ac	\$208.74
Statewide	386	Field Border	Pr_Native Species	Ac	\$208.74
Statewide	386	Field Border	Wp_Native Species	Ac	\$173.95
Statewide	386	Field Border	Native Species, Foregone Income	Ac	\$508.51
Statewide	386	Field Border	HU-Native Species, Foregone Income	Ac	\$543.30

County	Code	Practice	Component	Units	Unit Cost
Statewide	386	Field Border	Pr_Native Species, Foregone Income	Ac	\$543.30
Statewide	386	Field Border	Wp_Native Species, Foregone Income	Ac	\$508.51
Statewide	386	Field Border	Pollinator	Ac	\$485.16
Statewide	386	Field Border	HU-Pollinator	Ac	\$582.20
Statewide	386	Field Border	Pr_Pollinator	Ac	\$582.20
Statewide	386	Field Border	Wp_Pollinator	Ac	\$485.16
Statewide	386	Field Border	Pollinator, Foregone Income	Ac	\$819.72
Statewide	386	Field Border	HU-Pollinator, Foregone Income	Ac	\$916.76
Statewide	386	Field Border	Pr_Pollinator, Foregone Income	Ac	\$916.76
Statewide	386	Field Border	Wp_Pollinator, Foregone Income	Ac	\$819.72
Statewide	388	Irrigation Field Ditch	Irrigation Field Ditch	CuYd	\$2.80
Statewide	388	Irrigation Field Ditch	HU-Irrigation Field Ditch	CuYd	\$3.36
Statewide	390	Riparian Herbaceous Cover	Native Perennial Grasses, Legumes, and Forbs Mix	Ac	\$211.74
Statewide	390	Riparian Herbaceous Cover	HU-Native Perennial Grasses, Legumes, and Forbs Mix	Ac	\$254.09
Statewide	390	Riparian Herbaceous Cover	Wp_Native Perennial Grasses, Legumes, and Forbs Mix	Ac	\$211.74
Statewide	390	Riparian Herbaceous Cover	Native Perennial Grasses, Legumes, and Forbs Mix, Foregone Income	Ac	\$257.24
Statewide	390	Riparian Herbaceous Cover	HU-Native Perennial Grasses, Legumes, and Forbs Mix, Foregone Income	Ac	\$299.59
Statewide	390	Riparian Herbaceous Cover	Wp_Native Perennial Grasses, Legumes, and Forbs Mix, Foregone Income	Ac	\$257.24
Statewide	390	Riparian Herbaceous Cover	Native Perennial Grasses, Low Density	Ac	\$160.20
Statewide	390	Riparian Herbaceous Cover	HU-Native Perennial Grasses, Low Density	Ac	\$192.24
Statewide	390	Riparian Herbaceous Cover	Wp_Native Perennial Grasses, Low Density	Ac	\$160.20
Statewide	390	Riparian Herbaceous Cover	Native Perennial Grasses, Low Density, Foregone Income	Ac	\$205.71
Statewide	390	Riparian Herbaceous Cover	HU-Native Perennial Grasses, Low Density, Foregone Income	Ac	\$237.75
Statewide	390	Riparian Herbaceous Cover	Wp_Native Perennial Grasses, Low Density, Foregone Income	Ac	\$205.71
Statewide	390	Riparian Herbaceous Cover	Pollinator Habitat	Ac	\$1,125.89
Statewide	390	Riparian Herbaceous Cover	HU-Pollinator Habitat	Ac	\$1,351.06
Statewide	390	Riparian Herbaceous Cover	Wp_Pollinator Habitat	Ac	\$1,125.89

County	Code	Practice	Component	Units	Unit Cost
Statewide	391	Riparian Forest Buffer	Bare-root, hand planted	Ac	\$2,632.05
Statewide	391	Riparian Forest Buffer	HU-Bare-root, hand planted	Ac	\$3,158.46
Statewide	391	Riparian Forest Buffer	Pr_Bare-root, hand planted	Ac	\$3,158.46
Statewide	391	Riparian Forest Buffer	Wp_Bare-root, hand planted	Ac	\$2,632.05
Statewide	391	Riparian Forest Buffer	Bare-root, machine planted	Ac	\$1,725.96
Statewide	391	Riparian Forest Buffer	HU-Bare-root, machine planted	Ac	\$2,071.15
Statewide	391	Riparian Forest Buffer	Pr_Bare-root, machine planted	Ac	\$2,071.15
Statewide	391	Riparian Forest Buffer	Wp_Bare-root, machine planted	Ac	\$1,725.96
Statewide	391	Riparian Forest Buffer	Bare-root, machine planted (FI)	Ac	\$1,761.45
Statewide	391	Riparian Forest Buffer	HU-Bare-root, machine planted (FI)	Ac	\$2,027.43
Statewide	391	Riparian Forest Buffer	Pr_Bare-root, machine planted (FI)	Ac	\$2,027.43
Statewide	391	Riparian Forest Buffer	Wp_Bare-root, machine planted (FI)	Ac	\$1,761.45
Statewide	391	Riparian Forest Buffer	Cuttings	Ac	\$4,913.70
Statewide	391	Riparian Forest Buffer	HU-Cuttings	Ac	\$5,896.44
Statewide	391	Riparian Forest Buffer	Pr_Cuttings	Ac	\$5,896.44
Statewide	391	Riparian Forest Buffer	Wp_Cuttings	Ac	\$4,913.70
Statewide	391	Riparian Forest Buffer	Direct Seeding (FI)	Ac	\$1,436.76
Statewide	391	Riparian Forest Buffer	HU-Direct Seeding (FI)	Ac	\$1,638.31
Statewide	391	Riparian Forest Buffer	Pr_Direct Seeding (FI)	Ac	\$1,638.31
Statewide	391	Riparian Forest Buffer	Wp_Direct Seeding (FI)	Ac	\$1,436.76
Statewide	391	Riparian Forest Buffer	Seeding	Ac	\$342.34
Statewide	391	Riparian Forest Buffer	HU-Seeding	Ac	\$410.81
Statewide	391	Riparian Forest Buffer	Pr_Seeding	Ac	\$410.81
Statewide	391	Riparian Forest Buffer	Wp_Seeding	Ac	\$342.34
Statewide	391	Riparian Forest Buffer	Small container, machine planted (FI)	Ac	\$2,687.37
Statewide	391	Riparian Forest Buffer	HU-Small container, machine planted (FI)	Ac	\$3,138.53
Statewide	391	Riparian Forest Buffer	Pr_Small container, machine planted (FI)	Ac	\$3,138.53

County	Code	Practice	Component	Units	Unit Cost
Statewide	391	Riparian Forest Buffer	Wp_Small container, machine planted (FI)	Ac	\$2,687.37
Statewide	393	Filter Strip	Introduced Species	Ac	\$180.95
Statewide	393	Filter Strip	HU-Introduced Species	Ac	\$217.14
Statewide	393	Filter Strip	Pr_Introduced Species	Ac	\$217.14
Statewide	393	Filter Strip	Wp_Introduced Species	Ac	\$180.95
Statewide	393	Filter Strip	Introduced Species, Foregone Income	Ac	\$515.51
Statewide	393	Filter Strip	HU-Introduced Species, Foregone Income	Ac	\$551.70
Statewide	393	Filter Strip	Pr_Introduced Species, Foregone Income	Ac	\$551.70
Statewide	393	Filter Strip	Wp_Introduced Species, Foregone Income	Ac	\$515.51
Statewide	393	Filter Strip	Native Species	Ac	\$250.27
Statewide	393	Filter Strip	HU-Native Species	Ac	\$300.33
Statewide	393	Filter Strip	Pr_Native Species	Ac	\$300.33
Statewide	393	Filter Strip	Wp_Native Species	Ac	\$250.27
Statewide	393	Filter Strip	Native Species with Moderate Grading	Ac	\$1,253.09
Statewide	393	Filter Strip	HU-Native Species with Moderate Grading	Ac	\$1,503.71
Statewide	393	Filter Strip	Pr_Native Species with Moderate Grading	Ac	\$1,503.71
Statewide	393	Filter Strip	Wp_Native Species with Moderate Grading	Ac	\$1,253.09
Statewide	393	Filter Strip	Native Species with Moderate Grading, Foregone Income	Ac	\$1,587.65
Statewide	393	Filter Strip	HU-Native Species with Moderate Grading, Foregone Income	Ac	\$1,838.27
Statewide	393	Filter Strip	Pr_Native Species with Moderate Grading, Foregone Income	Ac	\$1,838.27
Statewide	393	Filter Strip	Wp_Native Species with Moderate Grading, Foregone Income	Ac	\$1,587.65
Statewide	393	Filter Strip	Native Species, Foregone Income	Ac	\$584.83
Statewide	393	Filter Strip	HU-Native Species, Foregone Income	Ac	\$634.89
Statewide	393	Filter Strip	Pr_Native Species, Foregone Income	Ac	\$634.89
Statewide	393	Filter Strip	Wp_Native Species, Foregone Income	Ac	\$584.83
Statewide	394	Firebreak	Bare Soil, Bladed or Disked, Greater Than or Equal to 30 Feet	Ft	\$3.75
Statewide	394	Firebreak	HU-Bare Soil, Bladed or Disked, Greater Than or Equal to 30 Feet	Ft	\$4.50

County	Code	Practice	Component	Units	Unit Cost
Statewide	394	Firebreak	Bare Soil, Bladed or Disked, Less Than or Equal to 15 Percent Slope	Ft	\$0.13
Statewide	394	Firebreak	HU-Bare Soil, Bladed or Disked, Less Than or Equal to 15 Percent Slope	Ft	\$0.16
Statewide	394	Firebreak	Permanent Vegetation, 30 Feet	Ft	\$0.37
Statewide	394	Firebreak	HU-Permanent Vegetation, 30 Feet	Ft	\$0.45
Statewide	394	Firebreak	Vegetation with Bush Hog, 30 Feet	Ft	\$0.15
Statewide	394	Firebreak	HU-Vegetation with Bush Hog, 30 Feet	Ft	\$0.18
Statewide	394	Firebreak	Vegetation, 5 to 45 Percent Slope	Ft	\$0.89
Statewide	394	Firebreak	HU-Vegetation, 5 to 45 Percent Slope	Ft	\$1.06
Statewide	395	Stream Habitat Improvement and Management	Fish Barrier	CuYd	\$7,006.23
Statewide	395	Stream Habitat Improvement and Management	HU-Fish Barrier	CuYd	\$8,407.47
Statewide	395	Stream Habitat Improvement and Management	Rock and Wood Structure	Ac	\$27,946.44
Statewide	395	Stream Habitat Improvement and Management	HU-Rock and Wood Structure	Ac	\$33,535.73
Statewide	395	Stream Habitat Improvement and Management	Rock Structure, Boulders Instream	Ac	\$15,506.66
Statewide	395	Stream Habitat Improvement and Management	HU-Rock Structure, Boulders Instream	Ac	\$18,607.99
Statewide	395	Stream Habitat Improvement and Management	Wood Structure, Root Wads, Instream	Ac	\$15,944.33
Statewide	395	Stream Habitat Improvement and Management	HU-Wood Structure, Root Wads, Instream	Ac	\$19,133.20
Statewide	396	Aquatic Organism Passage	Crossing, Low Water	CuYd	\$208.41
Statewide	396	Aquatic Organism Passage	HU-Crossing, Low Water	CuYd	\$250.09
Statewide	396	Aquatic Organism Passage	Culvert, Corrugated Metal Pipe	No	\$9,229.83
Statewide	396	Aquatic Organism Passage	HU-Culvert, Corrugated Metal Pipe	No	\$11,075.79
Statewide	396	Aquatic Organism Passage	Fishway, Nature-Like	Ac	\$37,850.57
Statewide	396	Aquatic Organism Passage	HU-Fishway, Nature-Like	Ac	\$45,420.68
Statewide	396	Aquatic Organism Passage	Removal, Passage Barriers	CuYd	\$34.89
Statewide	396	Aquatic Organism Passage	HU-Removal, Passage Barriers	CuYd	\$41.86
Statewide	399	Fishpond Management	Depth Management	Ac	\$6,784.57
Statewide	399	Fishpond Management	HU-Depth Management	Ac	\$8,141.48
Statewide	399	Fishpond Management	Structure, Habitat	Ac	\$1,020.23

County	Code	Practice	Component	Units	Unit Cost
Statewide	399	Fishpond Management	HU-Structure, Habitat	Ac	\$1,224.27
Statewide	399	Fishpond Management	Vegetation, Native	Ac	\$920.71
Statewide	399	Fishpond Management	HU-Vegetation, Native	Ac	\$1,104.85
Statewide	402	Dam	Pipe, Spillway	CuYd	\$5.55
Statewide	402	Dam	HU-Pipe, Spillway	CuYd	\$6.66
Statewide	410	Grade Stabilization Structure	Chute Structure, Concrete Block	SqFt	\$7.21
Statewide	410	Grade Stabilization Structure	HU-Chute Structure, Concrete Block	SqFt	\$8.66
Statewide	410	Grade Stabilization Structure	Chute Structure, Rock	CuYd	\$125.64
Statewide	410	Grade Stabilization Structure	HU-Chute Structure, Rock	CuYd	\$150.77
Statewide	410	Grade Stabilization Structure	Dam and Spillway, Rehabilitation	DialnFt	\$12.02
Statewide	410	Grade Stabilization Structure	HU-Dam and Spillway, Rehabilitation	DialnFt	\$14.42
Statewide	410	Grade Stabilization Structure	Drop Structure, Box	CuYd	\$1,003.97
Statewide	410	Grade Stabilization Structure	HU-Drop Structure, Box	CuYd	\$1,204.76
Statewide	410	Grade Stabilization Structure	Drop Structure, Concrete Block Mat	SqFt	\$8.00
Statewide	410	Grade Stabilization Structure	HU-Drop Structure, Concrete Block Mat	SqFt	\$9.60
Statewide	410	Grade Stabilization Structure	Drop Structure, Gabion Mattress	CuYd	\$176.76
Statewide	410	Grade Stabilization Structure	HU-Drop Structure, Gabion Mattress	CuYd	\$212.11
Statewide	410	Grade Stabilization Structure	Drop Structure, Metal	SqFt	\$54.12
Statewide	410	Grade Stabilization Structure	HU-Drop Structure, Metal	SqFt	\$64.94
Statewide	410	Grade Stabilization Structure	Drop Structure, Precast Modular Blocks	CuYd	\$398.60
Statewide	410	Grade Stabilization Structure	HU-Drop Structure, Precast Modular Blocks	CuYd	\$478.32
Statewide	410	Grade Stabilization Structure	Drop Structure, Weir	SqFt	\$123.60
Statewide	410	Grade Stabilization Structure	HU-Drop Structure, Weir	SqFt	\$148.32
Statewide	410	Grade Stabilization Structure	Drop Structure, Weir with Sheet Pile	SqFt	\$60.83
Statewide	410	Grade Stabilization Structure	HU-Drop Structure, Weir with Sheet Pile	SqFt	\$72.99
Statewide	410	Grade Stabilization Structure	Embankment, No Spillway Pipe	CuYd	\$4.58
Statewide	410	Grade Stabilization Structure	HU-Embankment, No Spillway Pipe	CuYd	\$5.50

County	Code	Practice	Component	Units	Unit Cost
Statewide	410	Grade Stabilization Structure	Embankment, Pipe <24 inch	CuYd	\$5.70
Statewide	410	Grade Stabilization Structure	HU-Embankment, Pipe <24 inch	CuYd	\$6.84
Statewide	410	Grade Stabilization Structure	Embankment, Pipe >=24 inch	CuYd	\$4.71
Statewide	410	Grade Stabilization Structure	HU-Embankment, Pipe >=24 inch	CuYd	\$5.65
Statewide	410	Grade Stabilization Structure	Embankment, Soil Treatment	CuYd	\$9.18
Statewide	410	Grade Stabilization Structure	HU-Embankment, Soil Treatment	CuYd	\$11.02
Statewide	410	Grade Stabilization Structure	Pipe Drop, Corrugated Metal Pipe	SqFt	\$20.16
Statewide	410	Grade Stabilization Structure	HU-Pipe Drop, Corrugated Metal Pipe	SqFt	\$24.20
Statewide	410	Grade Stabilization Structure	Pipe Drop, Plastic	SqFt	\$57.92
Statewide	410	Grade Stabilization Structure	HU-Pipe Drop, Plastic	SqFt	\$69.51
Statewide	410	Grade Stabilization Structure	Pipe Drop, Steel	SqFt	\$15.63
Statewide	410	Grade Stabilization Structure	HU-Pipe Drop, Steel	SqFt	\$18.76
Statewide	410	Grade Stabilization Structure	Pipe, 8 to 12 Inch	CuYd	\$5.92
Statewide	410	Grade Stabilization Structure	HU-Pipe, 8 to 12 Inch	CuYd	\$7.11
Statewide	410	Grade Stabilization Structure	Pipe, Greater Than 12 Inch	CuYd	\$8.23
Statewide	410	Grade Stabilization Structure	HU-Pipe, Greater Than 12 Inch	CuYd	\$9.88
Statewide	410	Grade Stabilization Structure	Pipe, Less Than or Equal to 6 Inch	CuYd	\$4.90
Statewide	410	Grade Stabilization Structure	HU-Pipe, Less Than or Equal to 6 Inch	CuYd	\$5.88
Statewide	410	Grade Stabilization Structure	Rock Drop	SqFt	\$84.85
Statewide	410	Grade Stabilization Structure	HU-Rock Drop	SqFt	\$101.82
Statewide	412	Grassed Waterway	Waterway with Side Dikes or Checks	Ac	\$5,735.02
Statewide	412	Grassed Waterway	HU-Waterway with Side Dikes or Checks	Ac	\$6,882.02
Statewide	412	Grassed Waterway	Wp_Waterway with Side Dikes or Checks	Ac	\$5,735.02
Statewide	412	Grassed Waterway	Waterway, 25 to 50 ft2	Ac	\$4,483.60
Statewide	412	Grassed Waterway	HU-Waterway, 25 to 50 ft2	Ac	\$5,380.32
Statewide	412	Grassed Waterway	Wp_Waterway, 25 to 50 ft2	Ac	\$4,483.60
Statewide	412	Grassed Waterway	Waterway, 50 to 100 ft2	Ac	\$5,438.47

County	Code	Practice	Component	Units	Unit Cost
Statewide	412	Grassed Waterway	HU-Waterway, 50 to 100 ft2	Ac	\$6,526.17
Statewide	412	Grassed Waterway	Wp_Waterway, 50 to 100 ft2	Ac	\$5,438.47
Statewide	412	Grassed Waterway	Waterway, Crop Season Construction	Ac	\$4,818.16
Statewide	412	Grassed Waterway	HU-Waterway, Crop Season Construction	Ac	\$5,714.88
Statewide	412	Grassed Waterway	Wp_Waterway, Crop Season Construction	Ac	\$4,818.16
Statewide	412	Grassed Waterway	Waterway, high excavation volume per acre	CuYd	\$3.06
Statewide	412	Grassed Waterway	HU-Waterway, high excavation volume per acre	CuYd	\$3.67
Statewide	412	Grassed Waterway	Wp_Waterway, high excavation volume per acre	CuYd	\$3.06
Statewide	412	Grassed Waterway	Waterway, less than 25 ft2	Ac	\$3,716.81
Statewide	412	Grassed Waterway	HU-Waterway, less than 25 ft2	Ac	\$4,460.17
Statewide	412	Grassed Waterway	Wp_Waterway, less than 25 ft2	Ac	\$3,716.81
Statewide	420	Wildlife Habitat Planting	High Species Diversity on Cropland with Foregone Income	Ac	\$1,025.59
Statewide	420	Wildlife Habitat Planting	HU-High Species Diversity on Cropland with Foregone Income	Ac	\$1,157.22
Statewide	420	Wildlife Habitat Planting	Pr_High Species Diversity on Cropland with Foregone Income	Ac	\$1,157.22
Statewide	420	Wildlife Habitat Planting	High Species Diversity on Fallow or Non-Cropland, no Foregone Income	Ac	\$528.25
Statewide	420	Wildlife Habitat Planting	HU-High Species Diversity on Fallow or Non-Cropland, no Foregone Income	Ac	\$633.90
Statewide	420	Wildlife Habitat Planting	Pr_High Species Diversity on Fallow or Non-Cropland, no Foregone Income	Ac	\$633.90
Statewide	420	Wildlife Habitat Planting	Low Species Diversity on Cropland with Foregone Income	Ac	\$693.76
Statewide	420	Wildlife Habitat Planting	HU-Low Species Diversity on Cropland with Foregone Income	Ac	\$759.02
Statewide	420	Wildlife Habitat Planting	Pr_Low Species Diversity on Cropland with Foregone Income	Ac	\$759.02
Statewide	420	Wildlife Habitat Planting	Low Species Diversity on Non-Cropland, no Foregone Income	Ac	\$269.08
Statewide	420	Wildlife Habitat Planting	HU-Low Species Diversity on Non-Cropland, no Foregone Income	Ac	\$322.89
Statewide	420	Wildlife Habitat Planting	Pr_Low Species Diversity on Non-Cropland, no Foregone Income	Ac	\$322.89
Statewide	420	Wildlife Habitat Planting	Specialized Habitat Requirements on Cropland with Foregone Income	Ac	\$1,509.17
Statewide	420	Wildlife Habitat Planting	HU-Specialized Habitat Requirements on Cropland with Foregone Income	Ac	\$1,737.52
Statewide	420	Wildlife Habitat Planting	Pr_Specialized Habitat Requirements on Cropland with Foregone Income	Ac	\$1,737.52
Statewide	420	Wildlife Habitat Planting	Specialized Habitat Requirements on Non-Cropland, no Foregone Income	Ac	\$1,157.15

County	Code	Practice	Component	Units	Unit Cost
Statewide	420	Wildlife Habitat Planting	HU-Specialized Habitat Requirements on Non-Cropland, no Foregone Income	Ac	\$1,388.57
Statewide	420	Wildlife Habitat Planting	Pr_Specialized Habitat Requirements on Non-Cropland, no Foregone Income	Ac	\$1,388.57
Statewide	420	Wildlife Habitat Planting	Very Small Acreage (<.5 ac) Planting with Seedlings	SqFt	\$0.52
Statewide	420	Wildlife Habitat Planting	HU-Very Small Acreage (<.5 ac) Planting with Seedlings	SqFt	\$0.63
Statewide	420	Wildlife Habitat Planting	Pr_Very Small Acreage (<.5 ac) Planting with Seedlings	SqFt	\$0.63
Statewide	422	Hedgerow Planting	Bareroot, machine plant (FI)	Ft	\$1.06
Statewide	422	Hedgerow Planting	HU-Bareroot, machine plant (FI)	Ft	\$1.23
Statewide	422	Hedgerow Planting	Container, Machine Plant (FI)	Ft	\$1.19
Statewide	422	Hedgerow Planting	HU-Container, Machine Plant (FI)	Ft	\$1.39
Statewide	422	Hedgerow Planting	Contour	Ft	\$3.33
Statewide	422	Hedgerow Planting	HU-Contour	Ft	\$4.00
Statewide	422	Hedgerow Planting	Contour, exotic grass	Ft	\$3.63
Statewide	422	Hedgerow Planting	HU-Contour, exotic grass	Ft	\$4.35
Statewide	422	Hedgerow Planting	Pollinator Habitat	Ft	\$3.37
Statewide	422	Hedgerow Planting	HU-Pollinator Habitat	Ft	\$4.04
Statewide	422	Hedgerow Planting	Wildlife Cool Season	Ft	\$3.33
Statewide	422	Hedgerow Planting	HU-Wildlife Cool Season	Ft	\$3.99
Statewide	422	Hedgerow Planting	Wildlife machine plant	Ft	\$0.64
Statewide	422	Hedgerow Planting	HU-Wildlife machine plant	Ft	\$0.77
Statewide	422	Hedgerow Planting	Wildlife, Warm Season Grass	Ft	\$3.44
Statewide	422	Hedgerow Planting	HU-Wildlife, Warm Season Grass	Ft	\$4.13
Statewide	428	Irrigation Ditch Lining	Concrete Lining	SqYd	\$17.41
Statewide	428	Irrigation Ditch Lining	HU-Concrete Lining	SqYd	\$20.90
Statewide	428	Irrigation Ditch Lining	Flexible Lining	SqYd	\$8.61
Statewide	428	Irrigation Ditch Lining	HU-Flexible Lining	SqYd	\$10.33
Statewide	430	Irrigation Pipeline	Boring, by the pound, small scale	Lb	\$123.63
Statewide	430	Irrigation Pipeline	HU-Boring, by the pound, small scale	Lb	\$185.44

County	Code	Practice	Component	Units	Unit Cost
Statewide	430	Irrigation Pipeline	Wp_Boring, by the pound, small scale	Lb	\$123.63
Statewide	430	Irrigation Pipeline	HDPE (Iron Pipe Size and Tubing), less than or equal to 2 inch, Small Scale, No Joint Fusing	Lb	\$12.69
Statewide	430	Irrigation Pipeline	HU-HDPE (Iron Pipe Size and Tubing), less than or equal to 2 inch, Small Scale, No Joint Fusing	Lb	\$19.03
Statewide	430	Irrigation Pipeline	Wp_HDPE (Iron Pipe Size and Tubing), less than or equal to 2 inch, Small Scale, No Joint Fusing	Lb	\$12.69
Statewide	430	Irrigation Pipeline	HDPE, by the pound	Lb	\$2.28
Statewide	430	Irrigation Pipeline	HU-HDPE, by the pound	Lb	\$3.41
Statewide	430	Irrigation Pipeline	Wp_HDPE, by the pound	Lb	\$2.28
Statewide	430	Irrigation Pipeline	PVC (Iron Pipe Size), less than or equal to 4 inch, Small Scale System	Lnft	\$5.34
Statewide	430	Irrigation Pipeline	HU-PVC (Iron Pipe Size), less than or equal to 4 inch, Small Scale System	Lnft	\$8.01
Statewide	430	Irrigation Pipeline	Wp_PVC (Iron Pipe Size), less than or equal to 4 inch, Small Scale System	Lnft	\$5.34
Statewide	430	Irrigation Pipeline	PVC, 10-in by the foot	Ft	\$8.56
Statewide	430	Irrigation Pipeline	HU-PVC, 10-in by the foot	Ft	\$12.84
Statewide	430	Irrigation Pipeline	Wp_PVC, 10-in by the foot	Ft	\$8.56
Statewide	430	Irrigation Pipeline	PVC, by pound, boring	Lb	\$4.86
Statewide	430	Irrigation Pipeline	HU-PVC, by pound, boring	Lb	\$7.28
Statewide	430	Irrigation Pipeline	Wp_PVC, by pound, boring	Lb	\$4.86
Statewide	430	Irrigation Pipeline	PVC, by the pound	Lb	\$2.88
Statewide	430	Irrigation Pipeline	HU-PVC, by the pound	Lb	\$4.33
Statewide	430	Irrigation Pipeline	Wp_PVC, by the pound	Lb	\$2.88
Statewide	430	Irrigation Pipeline	Surface HDPE (Iron Pipe Size and Tubing), less than or equal to 2 inch, Small Scale	Lb	\$5.91
Statewide	430	Irrigation Pipeline	HU-Surface HDPE (Iron Pipe Size and Tubing), less than or equal to 2 inch, Small Scale	Lb	\$8.86
Statewide	430	Irrigation Pipeline	Wp_Surface HDPE (Iron Pipe Size and Tubing), less than or equal to 2 inch, Small Scale	Lb	\$5.91
Statewide	432	Dry Hydrant	PVC	No	\$4,317.75

County	Code	Practice	Component	Units	Unit Cost
Statewide	432	Dry Hydrant	HU-PVC	No	\$5,181.30
Statewide	436	Irrigation Reservoir	Embankment Dam	CuYd	\$3.03
Statewide	436	Irrigation Reservoir	HU-Embankment Dam	CuYd	\$4.55
Statewide	436	Irrigation Reservoir	Embankment Reservoir > 30 Acre-Feet	CuYd	\$2.28
Statewide	436	Irrigation Reservoir	HU-Embankment Reservoir > 30 Acre-Feet	CuYd	\$3.42
Statewide	436	Irrigation Reservoir	Excavated Tailwater Pit	CuYd	\$1.35
Statewide	436	Irrigation Reservoir	HU-Excavated Tailwater Pit	CuYd	\$2.03
Statewide	436	Irrigation Reservoir	Plastic tank, less than or equal to 1,000 gallons	Gal	\$1.29
Statewide	436	Irrigation Reservoir	HU-Plastic tank, less than or equal to 1,000 gallons	Gal	\$1.94
Statewide	441	Irrigation System, Microirrigation	SDI (Subsurface Drip Irrigation)	Ac	\$1,313.88
Statewide	441	Irrigation System, Microirrigation	HU-SDI (Subsurface Drip Irrigation)	Ac	\$1,970.82
Statewide	441	Irrigation System, Microirrigation	Wp_SD I (Subsurface Drip Irrigation)	Ac	\$1,313.88
Statewide	441	Irrigation System, Microirrigation	Small Microirrigation System	SqFt	\$0.65
Statewide	441	Irrigation System, Microirrigation	HU-Small Microirrigation System	SqFt	\$0.97
Statewide	441	Irrigation System, Microirrigation	Wp_Small Microirrigation System	SqFt	\$0.65
Statewide	441	Irrigation System, Microirrigation	Surface PE, with emitters, high tunnel	SqFt	\$0.60
Statewide	441	Irrigation System, Microirrigation	HU-Surface PE, with emitters, high tunnel	SqFt	\$0.90
Statewide	441	Irrigation System, Microirrigation	Wp_Surface PE, with emitters, high tunnel	SqFt	\$0.60
Statewide	441	Irrigation System, Microirrigation	Surface PE, with emitters, trees and shrubs	No	\$2.00
Statewide	441	Irrigation System, Microirrigation	HU-Surface PE, with emitters, trees and shrubs	No	\$3.00
Statewide	441	Irrigation System, Microirrigation	Wp_Surface PE, with emitters, trees and shrubs	No	\$2.00
Statewide	441	Irrigation System, Microirrigation	Surface Tape <5 acres	Ac	\$2,501.41
Statewide	441	Irrigation System, Microirrigation	HU-Surface Tape <5 acres	Ac	\$3,752.11
Statewide	441	Irrigation System, Microirrigation	Wp_Surface Tape <5 acres	Ac	\$2,501.41
Statewide	442	Sprinkler System	Gravity to Pivot Conversion	Ft	\$45.49
Statewide	442	Sprinkler System	HU-Gravity to Pivot Conversion	Ft	\$68.23
Statewide	442	Sprinkler System	Wp_Gravity to Pivot Conversion	Ft	\$45.49

County	Code	Practice	Component	Units	Unit Cost
Statewide	442	Sprinkler System	Gravity to Pivot Conversion with VRI	Ft	\$68.81
Statewide	442	Sprinkler System	HU-Gravity to Pivot Conversion with VRI	Ft	\$103.21
Statewide	442	Sprinkler System	Wp_Gravity to Pivot Conversion with VRI	Ft	\$68.81
Statewide	442	Sprinkler System	Linear Move System	Ft	\$71.84
Statewide	442	Sprinkler System	HU-Linear Move System	Ft	\$107.76
Statewide	442	Sprinkler System	Wp_Linear Move System	Ft	\$71.84
Statewide	442	Sprinkler System	Mobile Drip Irrigation Retrofit, Center Pivot	Lnft	\$9.49
Statewide	442	Sprinkler System	HU-Mobile Drip Irrigation Retrofit, Center Pivot	Lnft	\$14.24
Statewide	442	Sprinkler System	Wp_Mobile Drip Irrigation Retrofit, Center Pivot	Lnft	\$9.49
Statewide	442	Sprinkler System	Small Solid Set, Above Ground Laterals	Ac	\$1,801.13
Statewide	442	Sprinkler System	HU-Small Solid Set, Above Ground Laterals	Ac	\$2,701.70
Statewide	442	Sprinkler System	Wp_Small Solid Set, Above Ground Laterals	Ac	\$1,801.13
Statewide	442	Sprinkler System	System Renovation, Renozzle with Drops	No	\$19.27
Statewide	442	Sprinkler System	HU-System Renovation, Renozzle with Drops	No	\$28.90
Statewide	442	Sprinkler System	Wp_System Renovation, Renozzle with Drops	No	\$19.27
Statewide	442	Sprinkler System	VRI System Retrofit Zone	Ft	\$25.05
Statewide	442	Sprinkler System	HU-VRI System Retrofit Zone	Ft	\$37.58
Statewide	442	Sprinkler System	Wp_VRI System Retrofit Zone	Ft	\$25.05
Statewide	443	Irrigation System, Surface and Subsurface	Aluminum Gated Pipe	Ac	\$157.05
Statewide	443	Irrigation System, Surface and Subsurface	HU-Aluminum Gated Pipe	Ac	\$235.57
Statewide	443	Irrigation System, Surface and Subsurface	Nutrient Film Technique (NFT)	SqFt	\$5.45
Statewide	443	Irrigation System, Surface and Subsurface	HU-Nutrient Film Technique (NFT)	SqFt	\$8.18
Statewide	443	Irrigation System, Surface and Subsurface	Polyvinyl Chloride (PVC) Gated Pipe	Ac	\$81.94
Statewide	443	Irrigation System, Surface and Subsurface	HU-Polyvinyl Chloride (PVC) Gated Pipe	Ac	\$122.91
Statewide	443	Irrigation System, Surface and Subsurface	Surge Valve & Controller	No	\$1,598.92
Statewide	443	Irrigation System, Surface and Subsurface	HU-Surge Valve & Controller	No	\$2,398.39
Statewide	447	Irrigation and Drainage Tailwater Recovery	Delta Tail Water Pit	CuYd	\$1.51

County	Code	Practice	Component	Units	Unit Cost
Statewide	447	Irrigation and Drainage Tailwater Recovery	HU-Delta Tail Water Pit	CuYd	\$1.81
Statewide	447	Irrigation and Drainage Tailwater Recovery	Drainage Water Recycling	Lnft	\$23.67
Statewide	447	Irrigation and Drainage Tailwater Recovery	HU-Drainage Water Recycling	Lnft	\$28.41
Statewide	447	Irrigation and Drainage Tailwater Recovery	Tailwater Collection Structure	InFt	\$3.76
Statewide	447	Irrigation and Drainage Tailwater Recovery	HU-Tailwater Collection Structure	InFt	\$4.51
Statewide	449	Irrigation Water Management	Basic IWM < 1 acre	No	\$867.35
Statewide	449	Irrigation Water Management	HU-Basic IWM < 1 acre	No	\$1,040.82
Statewide	449	Irrigation Water Management	Wp_Basic IWM < 1 acre	No	\$1,040.82
Statewide	449	Irrigation Water Management	Consulatant Based IWM No Equipment	No	\$578.23
Statewide	449	Irrigation Water Management	HU-Consulatant Based IWM No Equipment	No	\$693.88
Statewide	449	Irrigation Water Management	Wp_Consulatant Based IWM No Equipment	No	\$693.88
Statewide	449	Irrigation Water Management	IWM w weather station	No	\$4,711.48
Statewide	449	Irrigation Water Management	HU-IWM w weather station	No	\$5,653.78
Statewide	449	Irrigation Water Management	Wp_IWM w weather station	No	\$5,653.78
Statewide	449	Irrigation Water Management	IWM, Advanced Technique	No	\$2,476.87
Statewide	449	Irrigation Water Management	HU-IWM, Advanced Technique	No	\$2,972.24
Statewide	449	Irrigation Water Management	Wp_IWM, Advanced Technique	No	\$2,972.24
Statewide	449	Irrigation Water Management	IWM, Advanced Technique Incorporating Precision Irrigation	No	\$3,951.42
Statewide	449	Irrigation Water Management	HU-IWM, Advanced Technique Incorporating Precision Irrigation	No	\$4,741.70
Statewide	449	Irrigation Water Management	Wp_IWM, Advanced Technique Incorporating Precision Irrigation	No	\$4,741.70
Statewide	449	Irrigation Water Management	IWM, Basic Technique	Ac	\$5.28
Statewide	449	Irrigation Water Management	HU-IWM, Basic Technique	Ac	\$6.34
Statewide	449	Irrigation Water Management	Wp_IWM, Basic Technique	Ac	\$6.34
Statewide	449	Irrigation Water Management	IWM, Intermediate Technique, 1st year	No	\$1,613.06
Statewide	449	Irrigation Water Management	HU-IWM, Intermediate Technique, 1st year	No	\$1,935.67
Statewide	449	Irrigation Water Management	Wp_IWM, Intermediate Technique, 1st year	No	\$1,935.67
Statewide	449	Irrigation Water Management	IWM, Intermediate Technique, Subsequent Years	Ac	\$7.03

County	Code	Practice	Component	Units	Unit Cost
Statewide	449	Irrigation Water Management	HU-IWM, Intermediate Technique, Subsequent Years	Ac	\$8.43
Statewide	449	Irrigation Water Management	Wp_IWM, Intermediate Technique, Subsequent Years	Ac	\$8.43
Statewide	450	Anionic Polyacrylamide (PAM) Application	PAM Application	Lb	\$3.58
Statewide	450	Anionic Polyacrylamide (PAM) Application	HU-PAM Application	Lb	\$4.30
Statewide	460	Land Clearing	Heavy Equipment	Ac	\$895.04
Statewide	460	Land Clearing	HU-Heavy Equipment	Ac	\$1,074.05
Statewide	460	Land Clearing	Non-Heavy Equipment	Ac	\$906.93
Statewide	460	Land Clearing	HU-Non-Heavy Equipment	Ac	\$1,088.32
Statewide	462	Precision Land Forming and Smoothing	Heavy Shaping	Ac	\$1,253.65
Statewide	462	Precision Land Forming and Smoothing	HU-Heavy Shaping	Ac	\$1,504.37
Statewide	462	Precision Land Forming and Smoothing	Land Forming	Ac	\$928.13
Statewide	462	Precision Land Forming and Smoothing	HU-Land Forming	Ac	\$1,113.76
Statewide	462	Precision Land Forming and Smoothing	Minor Shaping	Ac	\$605.89
Statewide	462	Precision Land Forming and Smoothing	HU-Minor Shaping	Ac	\$727.07
Statewide	462	Precision Land Forming and Smoothing	Minor Shaping - Field Scale	Ac	\$79.64
Statewide	462	Precision Land Forming and Smoothing	HU-Minor Shaping - Field Scale	Ac	\$95.57
Statewide	462	Precision Land Forming and Smoothing	Site Stabilization	CuYd	\$2.02
Statewide	462	Precision Land Forming and Smoothing	HU-Site Stabilization	CuYd	\$2.43
Statewide	462	Precision Land Forming and Smoothing	Terrace Removal	Ft	\$0.64
Statewide	462	Precision Land Forming and Smoothing	HU-Terrace Removal	Ft	\$0.77
Statewide	464	Irrigation Land Leveling	Irrigation Land Leveling	CuYd	\$1.94
Statewide	464	Irrigation Land Leveling	HU-Irrigation Land Leveling	CuYd	\$2.33
Statewide	464	Irrigation Land Leveling	Small Scale Irrigation Land Leveling	Ac	\$916.75
Statewide	464	Irrigation Land Leveling	HU-Small Scale Irrigation Land Leveling	Ac	\$1,100.11
Statewide	468	Lined Waterway or Outlet	Articulated Concrete Block	SqFt	\$9.31
Statewide	468	Lined Waterway or Outlet	HU-Articulated Concrete Block	SqFt	\$11.17
Statewide	468	Lined Waterway or Outlet	Concrete - NP Reg 1	SqFt	\$7.40

County	Code	Practice	Component	Units	Unit Cost
Statewide	468	Lined Waterway or Outlet	HU-Concrete - NP Reg 1	SqFt	\$8.88
Statewide	468	Lined Waterway or Outlet	Concrete Block	SqFt	\$5.85
Statewide	468	Lined Waterway or Outlet	HU-Concrete Block	SqFt	\$7.02
Statewide	468	Lined Waterway or Outlet	Rock Lined, 12 inch	SqFt	\$5.77
Statewide	468	Lined Waterway or Outlet	HU-Rock Lined, 12 inch	SqFt	\$6.93
Statewide	468	Lined Waterway or Outlet	Rock Lined, 24 in	SqFt	\$12.28
Statewide	468	Lined Waterway or Outlet	HU-Rock Lined, 24 in	SqFt	\$14.73
Statewide	468	Lined Waterway or Outlet	Splash Pad	SqFt	\$9.32
Statewide	468	Lined Waterway or Outlet	HU-Splash Pad	SqFt	\$11.19
Statewide	468	Lined Waterway or Outlet	Turf Reinforced Matting	SqFt	\$0.99
Statewide	468	Lined Waterway or Outlet	HU-Turf Reinforced Matting	SqFt	\$1.19
Statewide	468	Lined Waterway or Outlet	Turf Reinforced Matting, Moderate Stress	SqFt	\$2.32
Statewide	468	Lined Waterway or Outlet	HU-Turf Reinforced Matting, Moderate Stress	SqFt	\$2.79
Statewide	472	Access Control	Animal exclusion from sensitive areas	Ft	\$0.15
Statewide	472	Access Control	HU-Animal exclusion from sensitive areas	Ft	\$0.18
Statewide	472	Access Control	Pr_Animal exclusion from sensitive areas	Ft	\$0.18
Statewide	472	Access Control	Animal exclusion from sensitive areas (FI)	Ac	\$45.55
Statewide	472	Access Control	HU-Animal exclusion from sensitive areas (FI)	Ac	\$46.01
Statewide	472	Access Control	Pr_Animal exclusion from sensitive areas (FI)	Ac	\$46.01
Statewide	472	Access Control	Trails/Roads Access Control	No	\$653.43
Statewide	472	Access Control	HU-Trails/Roads Access Control	No	\$784.12
Statewide	472	Access Control	Pr_Trails/Roads Access Control	No	\$784.12
Statewide	484	Mulching	Erosion Control Blanket	SqFt	\$0.24
Statewide	484	Mulching	HU-Erosion Control Blanket	SqFt	\$0.29
Statewide	484	Mulching	Hydromulch	Ac	\$930.16
Statewide	484	Mulching	HU-Hydromulch	Ac	\$1,116.19
Statewide	484	Mulching	Natural Material, Small Bale	SqFt	\$0.30

County	Code	Practice	Component	Units	Unit Cost
Statewide	484	Mulching	HU-Natural Material, Small Bale	SqFt	\$0.36
Statewide	484	Mulching	Natural Material, Temporary	Ac	\$430.80
Statewide	484	Mulching	HU-Natural Material, Temporary	Ac	\$516.96
Statewide	484	Mulching	Synthetic Material	Ac	\$2,735.67
Statewide	484	Mulching	HU-Synthetic Material	Ac	\$3,282.80
Statewide	484	Mulching	Woven Material, Roll	Ft	\$0.66
Statewide	484	Mulching	HU-Woven Material, Roll	Ft	\$0.79
Statewide	484	Mulching	Woven Material, Square	No	\$1.13
Statewide	484	Mulching	HU-Woven Material, Square	No	\$1.36
Statewide	490	Tree/Shrub Site Preparation	Mechanical, Medium	Ac	\$319.06
Statewide	490	Tree/Shrub Site Preparation	HU-Mechanical, Medium	Ac	\$382.87
Statewide	490	Tree/Shrub Site Preparation	Tree-Shrub Site Prep - small acreage	kSqFt	\$15.15
Statewide	490	Tree/Shrub Site Preparation	HU-Tree-Shrub Site Prep - small acreage	kSqFt	\$18.18
Statewide	490	Tree/Shrub Site Preparation	Windbreak - Site Preparation	Ac	\$476.73
Statewide	490	Tree/Shrub Site Preparation	HU-Windbreak - Site Preparation	Ac	\$572.08
Statewide	490	Tree/Shrub Site Preparation	Windbreak, chemical only	Ac	\$121.86
Statewide	490	Tree/Shrub Site Preparation	HU-Windbreak, chemical only	Ac	\$146.23
Statewide	490	Tree/Shrub Site Preparation	Windbreak/Shelterbelt Renovation - Heavy	Ac	\$8,428.20
Statewide	490	Tree/Shrub Site Preparation	HU-Windbreak/Shelterbelt Renovation - Heavy	Ac	\$10,113.84
Statewide	500	Obstruction Removal	Removal and Disposal of Brush and Trees <= 6 inch Diameter	Ac	\$1,266.19
Statewide	500	Obstruction Removal	HU-Removal and Disposal of Brush and Trees <= 6 inch Diameter	Ac	\$1,519.43
Statewide	500	Obstruction Removal	Removal and Disposal of Brush and Trees > 6 inch Diameter	Ac	\$2,216.09
Statewide	500	Obstruction Removal	HU-Removal and Disposal of Brush and Trees > 6 inch Diameter	Ac	\$2,659.30
Statewide	500	Obstruction Removal	Removal and Disposal of Fence, Feedlot	Ft	\$5.01
Statewide	500	Obstruction Removal	HU-Removal and Disposal of Fence, Feedlot	Ft	\$6.01
Statewide	500	Obstruction Removal	Removal and Disposal of Fence, landscape	Ft	\$1.22
Statewide	500	Obstruction Removal	HU-Removal and Disposal of Fence, landscape	Ft	\$1.47

County	Code	Practice	Component	Units	Unit Cost
Statewide	500	Obstruction Removal	Removal and disposal of heavy scattered debris	SqFt	\$1.21
Statewide	500	Obstruction Removal	HU-Removal and disposal of heavy scattered debris	SqFt	\$1.45
Statewide	500	Obstruction Removal	Removal and disposal of individual landscape structures	SqFt	\$10.74
Statewide	500	Obstruction Removal	HU-Removal and disposal of individual landscape structures	SqFt	\$12.89
Statewide	500	Obstruction Removal	Removal and disposal of light sand and flood sediment > 30 inches	Ac	\$3,855.38
Statewide	500	Obstruction Removal	HU-Removal and disposal of light sand and flood sediment > 30 inches	Ac	\$4,626.46
Statewide	500	Obstruction Removal	Removal and disposal of light sand and flood sediment 12-30 inches	Ac	\$2,683.08
Statewide	500	Obstruction Removal	HU-Removal and disposal of light sand and flood sediment 12-30 inches	Ac	\$3,219.69
Statewide	500	Obstruction Removal	Removal and disposal of light scattered debris	Ac	\$403.56
Statewide	500	Obstruction Removal	HU-Removal and disposal of light scattered debris	Ac	\$484.27
Statewide	500	Obstruction Removal	Removal and Disposal of Power Lines and Poles	Ft	\$3.51
Statewide	500	Obstruction Removal	HU-Removal and Disposal of Power Lines and Poles	Ft	\$4.21
Statewide	500	Obstruction Removal	Removal and Disposal of Rock and or Boulders	CuYd	\$117.48
Statewide	500	Obstruction Removal	HU-Removal and Disposal of Rock and or Boulders	CuYd	\$140.98
Statewide	500	Obstruction Removal	Removal and Disposal of Steel and or Concrete Structures	SqFt	\$11.63
Statewide	500	Obstruction Removal	HU-Removal and Disposal of Steel and or Concrete Structures	SqFt	\$13.96
Statewide	500	Obstruction Removal	Removal and Disposal of Wood Structures	SqFt	\$6.34
Statewide	500	Obstruction Removal	HU-Removal and Disposal of Wood Structures	SqFt	\$7.61
Statewide	511	Forage Harvest Management	Improved Forage Quality	Ac	\$4.19
Statewide	511	Forage Harvest Management	HU-Improved Forage Quality	Ac	\$5.02
Statewide	512	Pasture and Hay Planting	Bermuda Grass Establishment-Sprigging with fertilizer	Ac	\$166.81
Statewide	512	Pasture and Hay Planting	HU-Bermuda Grass Establishment-Sprigging with fertilizer	Ac	\$200.17
Statewide	512	Pasture and Hay Planting	Wp_Bermuda Grass Establishment-Sprigging with fertilizer	Ac	\$166.81
Statewide	512	Pasture and Hay Planting	Bermuda Grass Establishment-Sprigging with fertilizer and lime	Ac	\$226.40
Statewide	512	Pasture and Hay Planting	HU-Bermuda Grass Establishment-Sprigging with fertilizer and lime	Ac	\$271.68
Statewide	512	Pasture and Hay Planting	Wp_Bermuda Grass Establishment-Sprigging with fertilizer and lime	Ac	\$226.40
Statewide	512	Pasture and Hay Planting	Introduced Perennial & Native Grass Mix	Ac	\$106.59

County	Code	Practice	Component	Units	Unit Cost
Statewide	512	Pasture and Hay Planting	HU-Introduced Perennial & Native Grass Mix	Ac	\$127.90
Statewide	512	Pasture and Hay Planting	Wp_Introduced Perennial & Native Grass Mix	Ac	\$106.59
Statewide	512	Pasture and Hay Planting	Introduced Perennial & Native Grass Mix, foregone income	Ac	\$330.41
Statewide	512	Pasture and Hay Planting	HU-Introduced Perennial & Native Grass Mix, foregone income	Ac	\$351.72
Statewide	512	Pasture and Hay Planting	Wp_Introduced Perennial & Native Grass Mix, foregone income	Ac	\$330.41
Statewide	512	Pasture and Hay Planting	Introduced Perennial Grasses with lime application	Ac	\$128.58
Statewide	512	Pasture and Hay Planting	HU-Introduced Perennial Grasses with lime application	Ac	\$154.30
Statewide	512	Pasture and Hay Planting	Wp_Introduced Perennial Grasses with lime application	Ac	\$128.58
Statewide	512	Pasture and Hay Planting	Introduced Perennial Grasses-Legume	Ac	\$68.99
Statewide	512	Pasture and Hay Planting	HU-Introduced Perennial Grasses-Legume	Ac	\$82.79
Statewide	512	Pasture and Hay Planting	Wp_Introduced Perennial Grasses-Legume	Ac	\$68.99
Statewide	512	Pasture and Hay Planting	Introduced Perennial Grasses-Legume, foregone income	Ac	\$292.81
Statewide	512	Pasture and Hay Planting	HU-Introduced Perennial Grasses-Legume, foregone income	Ac	\$306.61
Statewide	512	Pasture and Hay Planting	Wp_Introduced Perennial Grasses-Legume, foregone income	Ac	\$292.81
Statewide	512	Pasture and Hay Planting	Native Perennial Grasses, multi species	Ac	\$150.93
Statewide	512	Pasture and Hay Planting	HU-Native Perennial Grasses, multi species	Ac	\$181.11
Statewide	512	Pasture and Hay Planting	Wp_Native Perennial Grasses, multi species	Ac	\$150.93
Statewide	512	Pasture and Hay Planting	Native Perennial Grasses, multi species, forgone income	Ac	\$374.75
Statewide	512	Pasture and Hay Planting	HU-Native Perennial Grasses, multi species, forgone income	Ac	\$404.93
Statewide	512	Pasture and Hay Planting	Wp_Native Perennial Grasses, multi species, forgone income	Ac	\$374.75
Statewide	516	Livestock Pipeline	Backhoe, 2 inch dia. or less	Ft	\$5.80
Statewide	516	Livestock Pipeline	HU-Backhoe, 2 inch dia. or less	Ft	\$6.96
Statewide	516	Livestock Pipeline	Boring, any diameter	Ft	\$68.92
Statewide	516	Livestock Pipeline	HU-Boring, any diameter	Ft	\$82.70
Statewide	516	Livestock Pipeline	HDPE (Iron Pipe Size and Tubing), Small Scale	Lb	\$52.89
Statewide	516	Livestock Pipeline	HU-HDPE (Iron Pipe Size and Tubing), Small Scale	Lb	\$63.46
Statewide	516	Livestock Pipeline	Rural Water Connection Equipment	No	\$4,449.53

County	Code	Practice	Component	Units	Unit Cost
Statewide	516	Livestock Pipeline	HU-Rural Water Connection Equipment	No	\$5,339.44
Statewide	516	Livestock Pipeline	Shallow or Above Ground Pipeline, any diameter	Ft	\$2.63
Statewide	516	Livestock Pipeline	HU-Shallow or Above Ground Pipeline, any diameter	Ft	\$3.16
Statewide	516	Livestock Pipeline	Standard Installation, 2 inch dia. or less (KS/NE)	Ft	\$2.67
Statewide	516	Livestock Pipeline	HU-Standard Installation, 2 inch dia. or less (KS/NE)	Ft	\$3.20
Statewide	516	Livestock Pipeline	Standard Installation, 2 inch dia. or less (ND-SD)	Ft	\$3.32
Statewide	516	Livestock Pipeline	HU-Standard Installation, 2 inch dia. or less (ND-SD)	Ft	\$3.98
Statewide	516	Livestock Pipeline	Standard Installation, greater than 2 inch dia.	Ft	\$4.03
Statewide	516	Livestock Pipeline	HU-Standard Installation, greater than 2 inch dia.	Ft	\$4.83
Statewide	516	Livestock Pipeline	Surface HDPE (Iron Pipe Size and Tubing), Small Scale	Lb	\$17.12
Statewide	516	Livestock Pipeline	HU-Surface HDPE (Iron Pipe Size and Tubing), Small Scale	Lb	\$20.54
Statewide	520	Pond Sealing or Lining, Compacted Soil Treatment	Material haul > 1 mile	CuYd	\$11.09
Statewide	520	Pond Sealing or Lining, Compacted Soil Treatment	HU- Material haul > 1 mile	CuYd	\$13.31
Statewide	520	Pond Sealing or Lining, Compacted Soil Treatment	Bentonite Treatment - Covered	CuYd	\$65.65
Statewide	520	Pond Sealing or Lining, Compacted Soil Treatment	HU-Bentonite Treatment - Covered	CuYd	\$78.78
Statewide	520	Pond Sealing or Lining, Compacted Soil Treatment	Bentonite Treatment - Uncovered	CuYd	\$128.18
Statewide	520	Pond Sealing or Lining, Compacted Soil Treatment	HU-Bentonite Treatment - Uncovered	CuYd	\$153.81
Statewide	520	Pond Sealing or Lining, Compacted Soil Treatment	Soil Dispersant - Covered	CuYd	\$5.80
Statewide	520	Pond Sealing or Lining, Compacted Soil Treatment	HU-Soil Dispersant - Covered	CuYd	\$6.96
Statewide	520	Pond Sealing or Lining, Compacted Soil Treatment	Use On-Site Material	CuYd	\$6.44
Statewide	520	Pond Sealing or Lining, Compacted Soil Treatment	HU-Use On-Site Material	CuYd	\$7.73
Statewide	520	Pond Sealing or Lining, Compacted Soil Treatment	Use On-Site Material with Soil Cover	CuYd	\$5.20
Statewide	520	Pond Sealing or Lining, Compacted Soil Treatment	HU-Use On-Site Material with Soil Cover	CuYd	\$6.24
Statewide	521	Pond Sealing or Lining, Geomembrane or Geosynthetic Clay Liner	Flexible Membrane - Covered with liner drainage or venting	SqYd	\$16.08
Statewide	521	Pond Sealing or Lining, Geomembrane or Geosynthetic Clay Liner	HU-Flexible Membrane - Covered with liner drainage or venting	SqYd	\$19.29

County	Code	Practice	Component	Units	Unit Cost
Statewide	521	Pond Sealing or Lining, Geomembrane or Geosynthetic Clay Liner	Flexible Membrane - Uncovered with liner drainage or venting	SqYd	\$14.91
Statewide	521	Pond Sealing or Lining, Geomembrane or Geosynthetic Clay Liner	HU-Flexible Membrane - Uncovered with liner drainage or venting	SqYd	\$17.90
Statewide	528	Prescribed Grazing	Cover Crop/Aftermath	Ac	\$6.97
Statewide	528	Prescribed Grazing	HU-Cover Crop/Aftermath	Ac	\$8.37
Statewide	528	Prescribed Grazing	Grazing Management, Adaptive	Ac	\$14.79
Statewide	528	Prescribed Grazing	HU-Grazing Management, Adaptive	Ac	\$17.74
Statewide	528	Prescribed Grazing	Grazing Management, Adaptive + Monitoring	Ac	\$19.92
Statewide	528	Prescribed Grazing	HU-Grazing Management, Adaptive + Monitoring	Ac	\$23.90
Statewide	528	Prescribed Grazing	Grazing Management, Basic	Ac	\$8.65
Statewide	528	Prescribed Grazing	HU-Grazing Management, Basic	Ac	\$10.38
Statewide	528	Prescribed Grazing	Livestock Deferment (FI)	Ac	\$45.55
Statewide	528	Prescribed Grazing	HU-Livestock Deferment (FI)	Ac	\$46.01
Statewide	528	Prescribed Grazing	Livestock Deferment (FI) High Production Sites	Ac	\$59.20
Statewide	528	Prescribed Grazing	HU-Livestock Deferment (FI) High Production Sites	Ac	\$59.66
Statewide	528	Prescribed Grazing	Prescribed Grazing Management, 5 acres or less	Ac	\$215.95
Statewide	528	Prescribed Grazing	HU-Prescribed Grazing Management, 5 acres or less	Ac	\$259.14
Statewide	528	Prescribed Grazing	Small Ranch Unit	Ac	\$26.96
Statewide	528	Prescribed Grazing	HU-Small Ranch Unit	Ac	\$32.35
Statewide	528	Prescribed Grazing	Virtual Fence Adaptive Management, Years 2-5	No	\$60.48
Statewide	528	Prescribed Grazing	HU-Virtual Fence Adaptive Management, Years 2-5	No	\$72.57
Statewide	533	Pumping Plant	Irrigation, Modify Pump	No	\$21,207.77
Statewide	533	Pumping Plant	HU-Irrigation, Modify Pump	No	\$31,811.65
Statewide	533	Pumping Plant	Wp_Irrigation, Modify Pump	No	\$21,207.77
Statewide	533	Pumping Plant	Irrigation, Submersible or Booster	No	\$8,082.17
Statewide	533	Pumping Plant	HU-Irrigation, Submersible or Booster	No	\$12,123.26
Statewide	533	Pumping Plant	Wp_Irrigation, Submersible or Booster	No	\$8,082.17

County	Code	Practice	Component	Units	Unit Cost
Statewide	533	Pumping Plant	irrigation, Surface Water	No	\$11,447.66
Statewide	533	Pumping Plant	HU-irrigation, Surface Water	No	\$17,171.50
Statewide	533	Pumping Plant	Wp_irrigation, Surface Water	No	\$11,447.66
Statewide	533	Pumping Plant	Irrigation, Surface Water with Fish Screen	No	\$16,504.12
Statewide	533	Pumping Plant	HU-Irrigation, Surface Water with Fish Screen	No	\$24,756.19
Statewide	533	Pumping Plant	Wp_Irrigation, Surface Water with Fish Screen	No	\$16,504.12
Statewide	533	Pumping Plant	Irrigation, Variable Frequency Drive	No	\$3,737.85
Statewide	533	Pumping Plant	HU-Irrigation, Variable Frequency Drive	No	\$5,606.78
Statewide	533	Pumping Plant	Wp_Irrigation, Variable Frequency Drive	No	\$3,737.85
Statewide	533	Pumping Plant	Livestock, Manure Transfer	No	\$20,390.68
Statewide	533	Pumping Plant	HU-Livestock, Manure Transfer	No	\$24,468.81
Statewide	533	Pumping Plant	Wp_Livestock, Manure Transfer	No	\$20,390.68
Statewide	533	Pumping Plant	Livestock, Manure Transfer, Low HP, No Vault	No	\$4,300.83
Statewide	533	Pumping Plant	HU-Livestock, Manure Transfer, Low HP, No Vault	No	\$5,160.99
Statewide	533	Pumping Plant	Wp_Livestock, Manure Transfer, Low HP, No Vault	No	\$4,300.83
Statewide	533	Pumping Plant	Livestock, Variable Frequency Drive	No	\$5,167.38
Statewide	533	Pumping Plant	HU-Livestock, Variable Frequency Drive	No	\$6,200.85
Statewide	533	Pumping Plant	Wp_Livestock, Variable Frequency Drive	No	\$5,167.38
Statewide	533	Pumping Plant	Livestock, w/ Pressure Tank, Low HP	No	\$5,042.30
Statewide	533	Pumping Plant	HU-Livestock, w/ Pressure Tank, Low HP	No	\$6,050.76
Statewide	533	Pumping Plant	Wp_Livestock, w/ Pressure Tank, Low HP	No	\$5,042.30
Statewide	533	Pumping Plant	Livestock, w/ Pressure Tank, No Vault, Low HP	No	\$2,801.37
Statewide	533	Pumping Plant	HU-Livestock, w/ Pressure Tank, No Vault, Low HP	No	\$3,361.64
Statewide	533	Pumping Plant	Wp_Livestock, w/ Pressure Tank, No Vault, Low HP	No	\$2,801.37
Statewide	533	Pumping Plant	Livestock, With Pressure Tank, High HP	HP	\$2,437.97
Statewide	533	Pumping Plant	HU-Livestock, With Pressure Tank, High HP	HP	\$2,925.57
Statewide	533	Pumping Plant	Wp_Livestock, With Pressure Tank, High HP	HP	\$2,437.97

County	Code	Practice	Component	Units	Unit Cost
Statewide	533	Pumping Plant	Livestock, without Pressure Tank (HP)	HP	\$2,088.15
Statewide	533	Pumping Plant	HU-Livestock, without Pressure Tank (HP)	HP	\$2,505.77
Statewide	533	Pumping Plant	Wp_Livestock, without Pressure Tank (HP)	HP	\$2,088.15
Statewide	533	Pumping Plant	Photovoltaic-Powered Pump, <4 kW	Kw	\$6,879.61
Statewide	533	Pumping Plant	HU-Photovoltaic-Powered Pump, <4 kW	Kw	\$8,255.53
Statewide	533	Pumping Plant	Wp_Photovoltaic-Powered Pump, <4 kW	Kw	\$6,879.61
Statewide	533	Pumping Plant	Solar-Powered Pump 1hp	No	\$6,332.16
Statewide	533	Pumping Plant	HU-Solar-Powered Pump 1hp	No	\$7,598.59
Statewide	533	Pumping Plant	Wp_Solar-Powered Pump 1hp	No	\$6,332.16
Statewide	533	Pumping Plant	Variable Frequency Drive	BHP	\$103.57
Statewide	533	Pumping Plant	HU-Variable Frequency Drive	BHP	\$124.29
Statewide	533	Pumping Plant	Wp_Variable Frequency Drive	BHP	\$103.57
Statewide	533	Pumping Plant	Windmill-Powered Pump	Ft	\$1,060.11
Statewide	533	Pumping Plant	HU-Windmill-Powered Pump	Ft	\$1,272.14
Statewide	533	Pumping Plant	Wp_Windmill-Powered Pump	Ft	\$1,060.11
Statewide	550	Range Planting	Native Perennial, Conversion from Dryland Cropland, with FI	Ac	\$390.29
Statewide	550	Range Planting	HU-Native Perennial, Conversion from Dryland Cropland, with FI	Ac	\$423.58
Statewide	550	Range Planting	Wp_Native Perennial, Conversion from Dryland Cropland, with FI	Ac	\$390.29
Statewide	550	Range Planting	Native -Wildlife or Pollinator	Ac	\$111.83
Statewide	550	Range Planting	HU-Native -Wildlife or Pollinator	Ac	\$134.19
Statewide	550	Range Planting	Wp_Native -Wildlife or Pollinator	Ac	\$111.83
Statewide	550	Range Planting	Native, Heavy Prep	Ac	\$168.40
Statewide	550	Range Planting	HU-Native, Heavy Prep	Ac	\$202.08
Statewide	550	Range Planting	Wp_Native, Heavy Prep	Ac	\$168.40
Statewide	550	Range Planting	Native, Standard Prep	Ac	\$150.93
Statewide	550	Range Planting	HU-Native, Standard Prep	Ac	\$181.11
Statewide	550	Range Planting	Wp_Native, Standard Prep	Ac	\$150.93

County	Code	Practice	Component	Units	Unit Cost
Statewide	550	Range Planting	Native, Standard Prep (FI)	Ac	\$196.43
Statewide	550	Range Planting	HU-Native, Standard Prep (FI)	Ac	\$226.61
Statewide	550	Range Planting	Wp_Native, Standard Prep (FI)	Ac	\$196.43
Statewide	550	Range Planting	Native, Wildlife, or Pollinator (FI)	Ac	\$265.94
Statewide	550	Range Planting	HU-Native, Wildlife, or Pollinator (FI)	Ac	\$310.02
Statewide	550	Range Planting	Wp_Native, Wildlife, or Pollinator (FI)	Ac	\$265.94
Statewide	554	Drainage Water Management	Automated Drainage Water Management	Ac	\$7.06
Statewide	554	Drainage Water Management	HU-Automated Drainage Water Management	Ac	\$8.47
Statewide	554	Drainage Water Management	Drainage Water Management (DWM)	No	\$100.83
Statewide	554	Drainage Water Management	HU-Drainage Water Management (DWM)	No	\$121.00
Statewide	558	Roof Runoff Structure	Roof Gutter	Ft	\$4.39
Statewide	558	Roof Runoff Structure	HU-Roof Gutter	Ft	\$5.27
Statewide	558	Roof Runoff Structure	Trench Drain	Ft	\$11.08
Statewide	558	Roof Runoff Structure	HU-Trench Drain	Ft	\$13.30
Statewide	560	Access Road	New 6 inch gravel road with Geotextile, less than 2.5 Ft.	Ft	\$13.99
Statewide	560	Access Road	HU-New 6 inch gravel road with Geotextile, less than 2.5 Ft.	Ft	\$16.79
Statewide	561	Heavy Use Area Protection	Reinforced Concrete with sand or gravel foundation - cubic yard - NP Region	CuYd	\$476.51
Statewide	561	Heavy Use Area Protection	HU-Reinforced Concrete with sand or gravel foundation - cubic yard - NP Region	CuYd	\$571.81
Statewide	561	Heavy Use Area Protection	Rock/Gravel	CuYd	\$23.76
Statewide	561	Heavy Use Area Protection	HU-Rock/Gravel	CuYd	\$28.52
Statewide	561	Heavy Use Area Protection	Rock/Gravel on Geotextile - cubic yard - NP Region	CuYd	\$53.80
Statewide	561	Heavy Use Area Protection	HU-Rock/Gravel on Geotextile - cubic yard - NP Region	CuYd	\$64.56
Statewide	561	Heavy Use Area Protection	Rock/Gravel-GeoCell-Geotextile	SqFt	\$3.47
Statewide	561	Heavy Use Area Protection	HU-Rock/Gravel-GeoCell-Geotextile	SqFt	\$4.16
Statewide	570	Stormwater Runoff Control	Rain Garden, 750 sqft or less	SqFt	\$1.60
Statewide	570	Stormwater Runoff Control	HU-Rain Garden, 750 sqft or less	SqFt	\$1.92

County	Code	Practice	Component	Units	Unit Cost
Statewide	574	Spring Development	Spring Development	No	\$5,020.79
Statewide	574	Spring Development	HU-Spring Development	No	\$6,024.95
Statewide	575	Trails and Walkways	Earthfill Walkway, 4 Ft high or less	Ft	\$11.38
Statewide	575	Trails and Walkways	HU-Earthfill Walkway, 4 Ft high or less	Ft	\$13.65
Statewide	575	Trails and Walkways	Earthfill Walkway, Higher than 4 Ft.	Ft	\$21.95
Statewide	575	Trails and Walkways	HU-Earthfill Walkway, Higher than 4 Ft.	Ft	\$26.34
Statewide	575	Trails and Walkways	Wood Chips, Walkway, 1000 sqft or less	SqFt	\$1.66
Statewide	575	Trails and Walkways	HU-Wood Chips, Walkway, 1000 sqft or less	SqFt	\$1.99
Statewide	576	Livestock Shelter Structure	Permanent Fabricated Wind Shelter, equal to or greater than 8 foot	Ft	\$34.20
Statewide	576	Livestock Shelter Structure	HU-Permanent Fabricated Wind Shelter, equal to or greater than 8 foot	Ft	\$41.04
Statewide	576	Livestock Shelter Structure	Portable Fabricated Wind Shelter, equal to or greater than 8 foot	Ft	\$37.27
Statewide	576	Livestock Shelter Structure	HU-Portable Fabricated Wind Shelter, equal to or greater than 8 foot	Ft	\$44.73
Statewide	576	Livestock Shelter Structure	Portable Shade Structure	SqFt	\$5.17
Statewide	576	Livestock Shelter Structure	HU-Portable Shade Structure	SqFt	\$6.20
Statewide	578	Stream Crossing	Bridge	SqFt	\$67.34
Statewide	578	Stream Crossing	HU-Bridge	SqFt	\$80.81
Statewide	578	Stream Crossing	Culvert installation	DialnFt	\$3.33
Statewide	578	Stream Crossing	HU-Culvert installation	DialnFt	\$4.00
Statewide	578	Stream Crossing	Low water crossing, concrete slab	SqFt	\$11.55
Statewide	578	Stream Crossing	HU-Low water crossing, concrete slab	SqFt	\$13.86
Statewide	578	Stream Crossing	Low water crossing, geocell	SqFt	\$5.11
Statewide	578	Stream Crossing	HU-Low water crossing, geocell	SqFt	\$6.14
Statewide	578	Stream Crossing	Low water crossing, rock armor	SqFt	\$7.61
Statewide	578	Stream Crossing	HU-Low water crossing, rock armor	SqFt	\$9.14
Statewide	580	Streambank and Shoreline Protection	Bioengineered	Ft	\$28.19
Statewide	580	Streambank and Shoreline Protection	HU-Bioengineered	Ft	\$33.83
Statewide	580	Streambank and Shoreline Protection	Bioengineering with High Earthwork Volume	Lnft	\$99.47

County	Code	Practice	Component	Units	Unit Cost
Statewide	580	Streambank and Shoreline Protection	HU-Bioengineering with High Earthwork Volume	Lnft	\$119.36
Statewide	580	Streambank and Shoreline Protection	Gabion	Ft	\$504.23
Statewide	580	Streambank and Shoreline Protection	HU-Gabion	Ft	\$605.08
Statewide	580	Streambank and Shoreline Protection	Rock Riprap	CuYd	\$127.67
Statewide	580	Streambank and Shoreline Protection	HU-Rock Riprap	CuYd	\$153.20
Statewide	580	Streambank and Shoreline Protection	Shaping	Ft	\$8.24
Statewide	580	Streambank and Shoreline Protection	HU-Shaping	Ft	\$9.89
Statewide	580	Streambank and Shoreline Protection	Structural, Toewood w/VESL	Lnft	\$112.36
Statewide	580	Streambank and Shoreline Protection	HU-Structural, Toewood w/VESL	Lnft	\$134.84
Statewide	582	Open Channel	Excavate & Fill	CuYd	\$2.61
Statewide	582	Open Channel	HU-Excavate & Fill	CuYd	\$3.13
Statewide	584	Channel Bed Stabilization	Bio-engineering	SqFt	\$3.64
Statewide	584	Channel Bed Stabilization	HU-Bio-engineering	SqFt	\$4.36
Statewide	584	Channel Bed Stabilization	Log and Boulder Check Dam	Lnft	\$1,620.27
Statewide	584	Channel Bed Stabilization	HU-Log and Boulder Check Dam	Lnft	\$1,944.33
Statewide	584	Channel Bed Stabilization	Rock Structure for Deeply Incised Channel	CuYd	\$155.58
Statewide	584	Channel Bed Stabilization	HU-Rock Structure for Deeply Incised Channel	CuYd	\$186.69
Statewide	584	Channel Bed Stabilization	Wood structures	No	\$3,931.40
Statewide	584	Channel Bed Stabilization	HU-Wood structures	No	\$4,717.68
Statewide	585	Stripcropping	Erosion, Wind and Water	Ac	\$1.82
Statewide	585	Stripcropping	HU-Erosion, Wind and Water	Ac	\$2.18
Statewide	587	Structure for Water Control	Automated DWM Control Structure, 12 to 18 inch diameter pipe	No	\$9,179.56
Statewide	587	Structure for Water Control	HU-Automated DWM Control Structure, 12 to 18 inch diameter pipe	No	\$11,015.47
Statewide	587	Structure for Water Control	Wp_Automated DWM Control Structure, 12 to 18 inch diameter pipe	No	\$9,179.56
Statewide	587	Structure for Water Control	Automated DWM Control Structure, 6 to 10 inch diameter pipe	No	\$5,459.77
Statewide	587	Structure for Water Control	HU-Automated DWM Control Structure, 6 to 10 inch diameter pipe	No	\$6,551.72
Statewide	587	Structure for Water Control	Wp_Automated DWM Control Structure, 6 to 10 inch diameter pipe	No	\$5,459.77

County	Code	Practice	Component	Units	Unit Cost
Statewide	587	Structure for Water Control	Automation Retrofit to Manual Drainage Water Management Control Structure	No	\$4,497.31
Statewide	587	Structure for Water Control	HU-Automation Retrofit to Manual Drainage Water Management Control Structure	No	\$5,396.77
Statewide	587	Structure for Water Control	Wp_Automation Retrofit to Manual Drainage Water Management Control Structure	No	\$4,497.31
Statewide	587	Structure for Water Control	Buried Automatic Valve	No	\$843.29
Statewide	587	Structure for Water Control	HU-Buried Automatic Valve	No	\$1,011.95
Statewide	587	Structure for Water Control	Wp_Buried Automatic Valve	No	\$843.29
Statewide	587	Structure for Water Control	Commercial Inline Flashboard Riser - NP Reg 1	DialnFt	\$4.11
Statewide	587	Structure for Water Control	HU-Commercial Inline Flashboard Riser - NP Reg 1	DialnFt	\$4.93
Statewide	587	Structure for Water Control	Wp_Commercial Inline Flashboard Riser - NP Reg 1	DialnFt	\$4.11
Statewide	587	Structure for Water Control	Culvert <30 inches CMP - NP Reg 1	DialnFt	\$6.13
Statewide	587	Structure for Water Control	HU-Culvert <30 inches CMP - NP Reg 1	DialnFt	\$7.36
Statewide	587	Structure for Water Control	Wp_Culvert <30 inches CMP - NP Reg 1	DialnFt	\$6.13
Statewide	587	Structure for Water Control	Culvert <30 inches HDPE - NP Reg 1	DialnFt	\$5.64
Statewide	587	Structure for Water Control	HU-Culvert <30 inches HDPE - NP Reg 1	DialnFt	\$6.77
Statewide	587	Structure for Water Control	Wp_Culvert <30 inches HDPE - NP Reg 1	DialnFt	\$5.64
Statewide	587	Structure for Water Control	Earth Check	No	\$1,036.36
Statewide	587	Structure for Water Control	HU-Earth Check	No	\$1,243.63
Statewide	587	Structure for Water Control	Wp_Earth Check	No	\$1,036.36
Statewide	587	Structure for Water Control	Flow Meter with Electronic Index & Telemetry	In	\$294.86
Statewide	587	Structure for Water Control	HU-Flow Meter with Electronic Index & Telemetry	In	\$442.29
Statewide	587	Structure for Water Control	Wp_Flow Meter with Electronic Index & Telemetry	In	\$294.86
Statewide	587	Structure for Water Control	Flow Meter with Mechanical Index	In	\$112.60
Statewide	587	Structure for Water Control	HU-Flow Meter with Mechanical Index	In	\$168.90
Statewide	587	Structure for Water Control	Wp_Flow Meter with Mechanical Index	In	\$112.60
Statewide	587	Structure for Water Control	Inlet Flashboard Riser, Metal	DialnFt	\$3.81
Statewide	587	Structure for Water Control	HU-Inlet Flashboard Riser, Metal	DialnFt	\$4.58

County	Code	Practice	Component	Units	Unit Cost
Statewide	587	Structure for Water Control	Wp_Inlet Flashboard Riser, Metal	DialnFt	\$3.81
Statewide	587	Structure for Water Control	Inline Flashboard Riser, Metal	DialnFt	\$3.94
Statewide	587	Structure for Water Control	HU-Inline Flashboard Riser, Metal	DialnFt	\$4.73
Statewide	587	Structure for Water Control	Wp_Inline Flashboard Riser, Metal	DialnFt	\$3.94
Statewide	587	Structure for Water Control	Rock Check	No	\$1,892.79
Statewide	587	Structure for Water Control	HU-Rock Check	No	\$2,271.35
Statewide	587	Structure for Water Control	Wp_Rock Check	No	\$1,892.79
Statewide	587	Structure for Water Control	Slide Gate - Flood Dike	Ft	\$64.22
Statewide	587	Structure for Water Control	HU-Slide Gate - Flood Dike	Ft	\$77.07
Statewide	587	Structure for Water Control	Wp_Slide Gate - Flood Dike	Ft	\$77.07
Statewide	590	Nutrient Management	Adaptive NM	No	\$2,371.31
Statewide	590	Nutrient Management	HU-Adaptive NM	No	\$2,845.57
Statewide	590	Nutrient Management	Pr_Adaptive NM	No	\$2,845.57
Statewide	590	Nutrient Management	Wp_Adaptive NM	No	\$2,371.31
Statewide	590	Nutrient Management	Nutrient Management	Ac	\$29.99
Statewide	590	Nutrient Management	HU-Nutrient Management	Ac	\$35.99
Statewide	590	Nutrient Management	Pr_Nutrient Management	Ac	\$35.99
Statewide	590	Nutrient Management	Wp_Nutrient Management	Ac	\$29.99
Statewide	590	Nutrient Management	Precision Nutrient Application	Ac	\$62.84
Statewide	590	Nutrient Management	HU-Precision Nutrient Application	Ac	\$75.40
Statewide	590	Nutrient Management	Pr_Precision Nutrient Application	Ac	\$75.40
Statewide	590	Nutrient Management	Wp_Precision Nutrient Application	Ac	\$62.84
Statewide	590	Nutrient Management	Prescription Nutrient Efficiency	Ac	\$45.87
Statewide	590	Nutrient Management	HU-Prescription Nutrient Efficiency	Ac	\$55.04
Statewide	590	Nutrient Management	Pr_Prescription Nutrient Efficiency	Ac	\$55.04
Statewide	590	Nutrient Management	Wp_Prescription Nutrient Efficiency	Ac	\$45.87
Statewide	590	Nutrient Management	Small Scale Basic Nutrient Management	kSqFt	\$27.76

County	Code	Practice	Component	Units	Unit Cost
Statewide	590	Nutrient Management	HU-Small Scale Basic Nutrient Management	kSqFt	\$33.31
Statewide	590	Nutrient Management	Pr_Small Scale Basic Nutrient Management	kSqFt	\$33.31
Statewide	590	Nutrient Management	Wp_Small Scale Basic Nutrient Management	kSqFt	\$27.76
Statewide	592	Feed Management	Animal Group	No	\$3,267.93
Statewide	592	Feed Management	HU-Animal Group	No	\$3,921.52
Statewide	592	Feed Management	Enteric Methane Reduction	No	\$143.60
Statewide	592	Feed Management	HU-Enteric Methane Reduction	No	\$172.32
Statewide	592	Feed Management	Feed Additive	AU	\$52.22
Statewide	592	Feed Management	HU-Feed Additive	AU	\$62.66
Statewide	595	Pest Management Conservation System	Basic IPM Field Crops - Herbicide Substitution	Ac	\$26.85
Statewide	595	Pest Management Conservation System	HU-Basic IPM Field Crops - Herbicide Substitution	Ac	\$32.22
Statewide	595	Pest Management Conservation System	Pr_Basic IPM Field Crops - Herbicide Substitution	Ac	\$32.22
Statewide	595	Pest Management Conservation System	Wp_Basic IPM Field Crops - Herbicide Substitution	Ac	\$26.85
Statewide	595	Pest Management Conservation System	Pest Management Precision Ag	Ac	\$49.64
Statewide	595	Pest Management Conservation System	HU-Pest Management Precision Ag	Ac	\$59.56
Statewide	595	Pest Management Conservation System	Pr_Pest Management Precision Ag	Ac	\$59.56
Statewide	595	Pest Management Conservation System	Wp_Pest Management Precision Ag	Ac	\$49.64
Statewide	595	Pest Management Conservation System	Plant Health PAMS (acs) Low labor only	Ac	\$12.49
Statewide	595	Pest Management Conservation System	HU-Plant Health PAMS (acs) Low labor only	Ac	\$14.99
Statewide	595	Pest Management Conservation System	Pr_Plant Health PAMS (acs) Low labor only	Ac	\$14.99
Statewide	595	Pest Management Conservation System	Wp_Plant Health PAMS (acs) Low labor only	Ac	\$12.49
Statewide	595	Pest Management Conservation System	Plant Health PAMS (acs) Low Labor, materials and mitigation.	Ac	\$46.38
Statewide	595	Pest Management Conservation System	HU-Plant Health PAMS (acs) Low Labor, materials and mitigation.	Ac	\$55.65
Statewide	595	Pest Management Conservation System	Pr_Plant Health PAMS (acs) Low Labor, materials and mitigation.	Ac	\$55.65
Statewide	595	Pest Management Conservation System	Wp_Plant Health PAMS (acs) Low Labor, materials and mitigation.	Ac	\$46.38
Statewide	595	Pest Management Conservation System	Plant health PAMS (Small Farm - each) labor only	No	\$469.23
Statewide	595	Pest Management Conservation System	HU-Plant health PAMS (Small Farm - each) labor only	No	\$563.07

County	Code	Practice	Component	Units	Unit Cost
Statewide	595	Pest Management Conservation System	Pr_Plant health PAMS (Small Farm - each) labor only	No	\$563.07
Statewide	595	Pest Management Conservation System	Wp_Plant health PAMS (Small Farm - each) labor only	No	\$469.23
Statewide	595	Pest Management Conservation System	Water Quality Pesticide Mitigation > 30 Point AND/OR Beneficial Insect Pesticide Mitigation	Ac	\$52.33
Statewide	595	Pest Management Conservation System	HU-Water Quality Pesticide Mitigation > 30 Point AND/OR Beneficial Insect Pesticide Mitigation	Ac	\$62.80
Statewide	595	Pest Management Conservation System	Pr_Water Quality Pesticide Mitigation > 30 Point AND/OR Beneficial Insect Pesticide Mitigation	Ac	\$62.80
Statewide	595	Pest Management Conservation System	Wp_Water Quality Pesticide Mitigation > 30 Point AND/OR Beneficial Insect Pesticide Mitigation	Ac	\$52.33
Statewide	595	Pest Management Conservation System	Water Quality Pesticide Mitigation > 30 Point AND/OR Beneficial Insect Pesticide Mitigation - Small Farm	No	\$1,507.68
Statewide	595	Pest Management Conservation System	HU-Water Quality Pesticide Mitigation > 30 Point AND/OR Beneficial Insect Pesticide Mitigation - Small Farm	No	\$1,809.22
Statewide	595	Pest Management Conservation System	Pr_Water Quality Pesticide Mitigation > 30 Point AND/OR Beneficial Insect Pesticide Mitigation - Small Farm	No	\$1,809.22
Statewide	595	Pest Management Conservation System	Wp_Water Quality Pesticide Mitigation > 30 Point AND/OR Beneficial Insect Pesticide Mitigation - Small Farm	No	\$1,507.68
Statewide	600	Terrace	Broad Base, Rebuild	Ft	\$1.70
Statewide	600	Terrace	HU-Broad Base, Rebuild	Ft	\$2.04
Statewide	600	Terrace	Narrow Base, Rebuild	Ft	\$1.28
Statewide	600	Terrace	HU-Narrow Base, Rebuild	Ft	\$1.53
Statewide	600	Terrace	Non-Storage - Broadbase	Ft	\$1.95
Statewide	600	Terrace	HU-Non-Storage - Broadbase	Ft	\$2.33
Statewide	600	Terrace	Non-Storage - Grass Back	Ft	\$2.90
Statewide	600	Terrace	HU-Non-Storage - Grass Back	Ft	\$3.48
Statewide	600	Terrace	Non-Storage - Narrow Base	Ft	\$2.73
Statewide	600	Terrace	HU-Non-Storage - Narrow Base	Ft	\$3.28
Statewide	600	Terrace	Storage - Broadbase	Ft	\$3.16
Statewide	600	Terrace	HU-Storage - Broadbase	Ft	\$3.80

County	Code	Practice	Component	Units	Unit Cost
Statewide	600	Terrace	Storage - Grass Back	Ft	\$3.85
Statewide	600	Terrace	HU-Storage - Grass Back	Ft	\$4.62
Statewide	600	Terrace	Storage - Level or Flat Channel	Ft	\$1.80
Statewide	600	Terrace	HU-Storage - Level or Flat Channel	Ft	\$2.16
Statewide	600	Terrace	Storage - Narrow Base	Ft	\$2.93
Statewide	600	Terrace	HU-Storage - Narrow Base	Ft	\$3.52
Statewide	600	Terrace	Terrace Crop Season Construction	Lnft	\$3.08
Statewide	600	Terrace	HU-Terrace Crop Season Construction	Lnft	\$3.67
Statewide	601	Vegetative Barrier	Seeded Barrier	Ft	\$0.27
Statewide	601	Vegetative Barrier	HU-Seeded Barrier	Ft	\$0.33
Statewide	601	Vegetative Barrier	Vegetative Planting	Ft	\$6.86
Statewide	601	Vegetative Barrier	HU-Vegetative Planting	Ft	\$8.23
Statewide	603	Herbaceous Wind Barriers	Annual Species, Small	Ft	\$0.25
Statewide	603	Herbaceous Wind Barriers	HU-Annual Species, Small	Ft	\$0.29
Statewide	603	Herbaceous Wind Barriers	Cool Season	Lnft	\$0.09
Statewide	603	Herbaceous Wind Barriers	HU-Cool Season	Lnft	\$0.11
Statewide	604	Saturated Buffer	Saturated Buffer	Ft	\$8.15
Statewide	604	Saturated Buffer	HU-Saturated Buffer	Ft	\$9.78
Statewide	605	Denitrifying Bioreactor	Denitrifying Bioreactor	CuYd	\$68.81
Statewide	605	Denitrifying Bioreactor	HU-Denitrifying Bioreactor	CuYd	\$82.57
Statewide	606	Subsurface Drain	Corrugated Plastic Pipe (CPP), Single-Wall, <= 6 inch	Ft	\$3.31
Statewide	606	Subsurface Drain	HU-Corrugated Plastic Pipe (CPP), Single-Wall, <= 6 inch	Ft	\$3.98
Statewide	606	Subsurface Drain	Corrugated Plastic Pipe (CPP), Single-Wall, >= 8 inch	Ft	\$4.98
Statewide	606	Subsurface Drain	HU-Corrugated Plastic Pipe (CPP), Single-Wall, >= 8 inch	Ft	\$5.97
Statewide	606	Subsurface Drain	Enveloped Corrugated Plastic Pipe (CPP), Single-Wall, <= 6 inch	Ft	\$4.13
Statewide	606	Subsurface Drain	HU-Enveloped Corrugated Plastic Pipe (CPP), Single-Wall, <= 6 inch	Ft	\$4.96
Statewide	606	Subsurface Drain	Secondary Main Retrofit for DWM	Ft	\$6.62

County	Code	Practice	Component	Units	Unit Cost
Statewide	606	Subsurface Drain	HU-Secondary Main Retrofit for DWM	Ft	\$7.95
Statewide	607	Surface Drain, Field Ditch	Field Drainage Ditch	CuYd	\$2.29
Statewide	607	Surface Drain, Field Ditch	HU-Field Drainage Ditch	CuYd	\$2.74
Statewide	609	Surface Roughening	Emergency Tillage	Ac	\$19.73
Statewide	609	Surface Roughening	HU-Emergency Tillage	Ac	\$23.68
Statewide	609	Surface Roughening	Ripper or Subsoiler	Ac	\$21.71
Statewide	609	Surface Roughening	HU-Ripper or Subsoiler	Ac	\$26.05
Statewide	610	Salinity and Sodic Soil Management	Prevent Dry Intense Cropping	Ac	\$284.48
Statewide	610	Salinity and Sodic Soil Management	HU-Prevent Dry Intense Cropping	Ac	\$289.50
Statewide	610	Salinity and Sodic Soil Management	Soil Management (non-Irrigated)	Ac	\$15.35
Statewide	610	Salinity and Sodic Soil Management	HU-Soil Management (non-Irrigated)	Ac	\$18.42
Statewide	610	Salinity and Sodic Soil Management	Soil Management (non-Irrigated) (FI - 1 Yr)	Ac	\$27.26
Statewide	610	Salinity and Sodic Soil Management	HU-Soil Management (non-Irrigated) (FI - 1 Yr)	Ac	\$30.41
Statewide	610	Salinity and Sodic Soil Management	Soil Management (Irrigated)	Ac	\$26.20
Statewide	610	Salinity and Sodic Soil Management	HU-Soil Management (Irrigated)	Ac	\$31.45
Statewide	612	Tree/Shrub Establishment	Individual tree - hand planting	No	\$1.52
Statewide	612	Tree/Shrub Establishment	HU-Individual tree - hand planting	No	\$1.82
Statewide	612	Tree/Shrub Establishment	Individual tree - hand planting w/browse protection	No	\$5.73
Statewide	612	Tree/Shrub Establishment	HU-Individual tree - hand planting w/browse protection	No	\$6.88
Statewide	612	Tree/Shrub Establishment	Shrub Planting	No	\$1.50
Statewide	612	Tree/Shrub Establishment	HU-Shrub Planting	No	\$1.80
Statewide	612	Tree/Shrub Establishment	Trees, Machine planted - no tubes	No	\$3.32
Statewide	612	Tree/Shrub Establishment	HU-Trees, Machine planted - no tubes	No	\$3.98
Statewide	612	Tree/Shrub Establishment	Trees, Machine planted with tubes for animal protection	No	\$10.40
Statewide	612	Tree/Shrub Establishment	HU-Trees, Machine planted with tubes for animal protection	No	\$12.48
Statewide	612	Tree/Shrub Establishment	Trees, Machine planted, no tubes, supplemental water for establishment	No	\$7.33
Statewide	612	Tree/Shrub Establishment	HU-Trees, Machine planted, no tubes, supplemental water for establishment	No	\$8.80

County	Code	Practice	Component	Units	Unit Cost
Statewide	612	Tree/Shrub Establishment	Tree-Shrub Establishment - Small Acreage 5 acres or less	No	\$21.23
Statewide	612	Tree/Shrub Establishment	HU-Tree-Shrub Establishment - Small Acreage 5 acres or less	No	\$25.48
Statewide	614	Watering Facility	Enclosed Storage Tank	Gal	\$1.42
Statewide	614	Watering Facility	HU-Enclosed Storage Tank	Gal	\$1.71
Statewide	614	Watering Facility	Fiberglass Tank on Concrete	Gal	\$2.90
Statewide	614	Watering Facility	HU-Fiberglass Tank on Concrete	Gal	\$3.49
Statewide	614	Watering Facility	Fiberglass Tank on Earth	Gal	\$2.44
Statewide	614	Watering Facility	HU-Fiberglass Tank on Earth	Gal	\$2.93
Statewide	614	Watering Facility	Insulated Tank with Cover	Gal	\$4.26
Statewide	614	Watering Facility	HU-Insulated Tank with Cover	Gal	\$5.11
Statewide	614	Watering Facility	Precast Concrete Tank	Gal	\$4.89
Statewide	614	Watering Facility	HU-Precast Concrete Tank	Gal	\$5.87
Statewide	614	Watering Facility	Steel Rim Tank - Bottomless	Gal	\$0.51
Statewide	614	Watering Facility	HU-Steel Rim Tank - Bottomless	Gal	\$0.62
Statewide	614	Watering Facility	Steel Rim Tank - Concrete Base	Gal	\$1.92
Statewide	614	Watering Facility	HU-Steel Rim Tank - Concrete Base	Gal	\$2.30
Statewide	614	Watering Facility	Water Fountain	No	\$2,413.26
Statewide	614	Watering Facility	HU-Water Fountain	No	\$2,895.91
Statewide	620	Underground Outlet	>=12 inch Single Wall PE Pipe (non-perf or perf), Multi-Inlet System	Lnft	\$11.29
Statewide	620	Underground Outlet	HU->=12 inch Single Wall PE Pipe (non-perf or perf), Multi-Inlet System	Lnft	\$13.54
Statewide	620	Underground Outlet	10 inch Single Wall PE Pipe (non-perf or perf), Multi-Inlet System	Lnft	\$8.59
Statewide	620	Underground Outlet	HU-10 inch Single Wall PE Pipe (non-perf or perf), Multi-Inlet System	Lnft	\$10.30
Statewide	620	Underground Outlet	12 inch - 18 inch PVC or DW Pipe, Multi-Inlet System	Ft	\$38.00
Statewide	620	Underground Outlet	HU-12 inch - 18 inch PVC or DW Pipe, Multi-Inlet System	Ft	\$45.60
Statewide	620	Underground Outlet	12 inch - 18 inch PVC or DW Pipe, Single-Inlet System	Ft	\$39.89
Statewide	620	Underground Outlet	HU-12 inch - 18 inch PVC or DW Pipe, Single-Inlet System	Ft	\$47.87
Statewide	620	Underground Outlet	4 inch - 6 inch PVC or DW Pipe, Multi-Inlet System	Ft	\$8.57

County	Code	Practice	Component	Units	Unit Cost
Statewide	620	Underground Outlet	HU-4 inch - 6 inch PVC or DW Pipe, Multi-Inlet System	Ft	\$10.29
Statewide	620	Underground Outlet	6 inch - 10 inch PVC or DW Pipe, Single-Inlet System	Ft	\$28.98
Statewide	620	Underground Outlet	HU-6 inch - 10 inch PVC or DW Pipe, Single-Inlet System	Ft	\$34.77
Statewide	620	Underground Outlet	6 inch or smaller Single Wall PE Pipe(non-perf or perf), Multi-Inlet System	Ft	\$6.14
Statewide	620	Underground Outlet	HU-6 inch or smaller Single Wall PE Pipe(non-perf or perf), Multi-Inlet System	Ft	\$7.37
Statewide	620	Underground Outlet	8 inch - 10 inch PVC or DW Pipe, Multi-Inlet System	Ft	\$18.36
Statewide	620	Underground Outlet	HU-8 inch - 10 inch PVC or DW Pipe, Multi-Inlet System	Ft	\$22.04
Statewide	620	Underground Outlet	8 inch Single Wall PE Pipe (non-perf or perf), Multi-Inlet System	Lnft	\$6.61
Statewide	620	Underground Outlet	HU-8 inch Single Wall PE Pipe (non-perf or perf), Multi-Inlet System	Lnft	\$7.93
Statewide	620	Underground Outlet	8 inch Single Wall PE with Riser	Lnft	\$6.89
Statewide	620	Underground Outlet	HU-8 inch Single Wall PE with Riser	Lnft	\$8.27
Statewide	620	Underground Outlet	Over 18 inch PVC or DW Pipe, Single- or Multi-Inlet System	Ft	\$55.75
Statewide	620	Underground Outlet	HU-Over 18 inch PVC or DW Pipe, Single- or Multi-Inlet System	Ft	\$66.90
Statewide	629	Waste Treatment	Aerobic Circulator	AU	\$108.94
Statewide	629	Waste Treatment	HU-Aerobic Circulator	AU	\$130.73
Statewide	632	Waste Separation Facility	Concrete Sand Settling Lane	SqFt	\$9.67
Statewide	632	Waste Separation Facility	HU-Concrete Sand Settling Lane	SqFt	\$11.61
Statewide	632	Waste Separation Facility	Concrete Settling Structure with picket screen outlet	Cu-Ft	\$3.56
Statewide	632	Waste Separation Facility	HU-Concrete Settling Structure with picket screen outlet	Cu-Ft	\$4.27
Statewide	632	Waste Separation Facility	Concrete Settling Structure with pipe outlet	Cu-Ft	\$1.23
Statewide	632	Waste Separation Facility	HU-Concrete Settling Structure with pipe outlet	Cu-Ft	\$1.47
Statewide	632	Waste Separation Facility	Earthen Settling Structure with picket screen outlet	Cu-Ft	\$0.34
Statewide	632	Waste Separation Facility	HU-Earthen Settling Structure with picket screen outlet	Cu-Ft	\$0.41
Statewide	632	Waste Separation Facility	Mechanical Separator	No	\$50,051.39
Statewide	632	Waste Separation Facility	HU-Mechanical Separator	No	\$60,061.67
Statewide	633	Waste Recycling	Export Ag Waste By-products Recycled for Use Off Farm	No	\$390.54
Statewide	633	Waste Recycling	HU-Export Ag Waste By-products Recycled for Use Off Farm	No	\$468.65

County	Code	Practice	Component	Units	Unit Cost
Statewide	633	Waste Recycling	Import Non-Ag Waste By-products for Compost with Manure for On-farm Use	Cu-Ft	\$2.08
Statewide	633	Waste Recycling	HU-Import Non-Ag Waste By-products for Compost with Manure for On-farm Use	Cu-Ft	\$2.50
Statewide	633	Waste Recycling	Import Non-Ag Waste By-products for On-Farm Use	Cu-Ft	\$1.25
Statewide	633	Waste Recycling	HU-Import Non-Ag Waste By-products for On-Farm Use	Cu-Ft	\$1.50
Statewide	633	Waste Recycling	Import Non-Agricultural By-Products, Land-Applied	Ton	\$15.91
Statewide	633	Waste Recycling	HU-Import Non-Agricultural By-Products, Land-Applied	Ton	\$19.10
Statewide	634	Waste Transfer	Agitator, Slurry Transfer	No	\$27,593.40
Statewide	634	Waste Transfer	HU-Agitator, Slurry Transfer	No	\$33,112.08
Statewide	634	Waste Transfer	Concrete Channel	SqFt	\$14.25
Statewide	634	Waste Transfer	HU-Concrete Channel	SqFt	\$17.10
Statewide	634	Waste Transfer	Gravity flow, greater than 18 inch diameter conduit	Ft	\$50.46
Statewide	634	Waste Transfer	HU-Gravity flow, greater than 18 inch diameter conduit	Ft	\$60.55
Statewide	634	Waste Transfer	Gravity flow, less than or equal to 18 inch diameter conduit	Ft	\$29.55
Statewide	634	Waste Transfer	HU-Gravity flow, less than or equal to 18 inch diameter conduit	Ft	\$35.46
Statewide	634	Waste Transfer	Hard-hose Reel System with Booster incorporated into Traveler	No	\$40,556.09
Statewide	634	Waste Transfer	HU-Hard-hose Reel System with Booster incorporated into Traveler	No	\$48,667.31
Statewide	634	Waste Transfer	Lot Runoff Containment Wall	Ft	\$72.08
Statewide	634	Waste Transfer	HU-Lot Runoff Containment Wall	Ft	\$86.50
Statewide	634	Waste Transfer	Pressure flow, 10 inch diameter conduit	Ft	\$27.62
Statewide	634	Waste Transfer	HU-Pressure flow, 10 inch diameter conduit	Ft	\$33.15
Statewide	634	Waste Transfer	Pressure flow, 12 inch or greater diameter conduit	Ft	\$41.14
Statewide	634	Waste Transfer	HU-Pressure flow, 12 inch or greater diameter conduit	Ft	\$49.36
Statewide	634	Waste Transfer	Pressure flow, 8 inch diameter conduit	Ft	\$19.38
Statewide	634	Waste Transfer	HU-Pressure flow, 8 inch diameter conduit	Ft	\$23.25
Statewide	634	Waste Transfer	Pressure flow, less than or equal to 6 inch diameter conduit	Ft	\$13.42
Statewide	634	Waste Transfer	HU-Pressure flow, less than or equal to 6 inch diameter conduit	Ft	\$16.10

County	Code	Practice	Component	Units	Unit Cost
Statewide	634	Waste Transfer	Pressure or gravity flow conduit that includes one boring under roadway	Ft	\$32.66
Statewide	634	Waste Transfer	HU-Pressure or gravity flow conduit that includes one boring under roadway	Ft	\$39.19
Statewide	635	Vegetated Treatment Area	Concrete Curb with major shaping	Ac	\$10,718.45
Statewide	635	Vegetated Treatment Area	HU-Concrete Curb with major shaping	Ac	\$12,862.14
Statewide	635	Vegetated Treatment Area	Wp_Concrete Curb with major shaping	Ac	\$10,718.45
Statewide	635	Vegetated Treatment Area	Concrete Curb, with or without flow spreaders	Ac	\$4,725.39
Statewide	635	Vegetated Treatment Area	HU-Concrete Curb, with or without flow spreaders	Ac	\$5,670.46
Statewide	635	Vegetated Treatment Area	Wp_Concrete Curb, with or without flow spreaders	Ac	\$4,725.39
Statewide	635	Vegetated Treatment Area	Gated Pipe with major shaping	Ac	\$10,152.39
Statewide	635	Vegetated Treatment Area	HU-Gated Pipe with major shaping	Ac	\$12,182.87
Statewide	635	Vegetated Treatment Area	Wp_Gated Pipe with major shaping	Ac	\$10,152.39
Statewide	635	Vegetated Treatment Area	Gated Pipe, with or without flow spreaders	Ac	\$2,255.51
Statewide	635	Vegetated Treatment Area	HU-Gated Pipe, with or without flow spreaders	Ac	\$2,706.61
Statewide	635	Vegetated Treatment Area	Wp_Gated Pipe, with or without flow spreaders	Ac	\$2,255.51
Statewide	635	Vegetated Treatment Area	Minor Shaping	Ac	\$1,588.53
Statewide	635	Vegetated Treatment Area	HU-Minor Shaping	Ac	\$1,906.23
Statewide	635	Vegetated Treatment Area	Wp_Minor Shaping	Ac	\$1,588.53
Statewide	635	Vegetated Treatment Area	Sprinkler, Center Pivot	Ac	\$4,202.77
Statewide	635	Vegetated Treatment Area	HU-Sprinkler, Center Pivot	Ac	\$5,043.32
Statewide	635	Vegetated Treatment Area	Wp_Sprinkler, Center Pivot	Ac	\$4,202.77
Statewide	635	Vegetated Treatment Area	Sprinkler, Mobile Pods	Ac	\$3,813.89
Statewide	635	Vegetated Treatment Area	HU-Sprinkler, Mobile Pods	Ac	\$4,576.67
Statewide	635	Vegetated Treatment Area	Wp_Sprinkler, Mobile Pods	Ac	\$3,813.89
Statewide	635	Vegetated Treatment Area	Sprinkler, Solid Set Distribution	Ac	\$6,013.64
Statewide	635	Vegetated Treatment Area	HU-Sprinkler, Solid Set Distribution	Ac	\$7,216.37
Statewide	635	Vegetated Treatment Area	Wp_Sprinkler, Solid Set Distribution	Ac	\$6,013.64
Statewide	636	Water Harvesting Catchment	Elevated Catchment	SqYd	\$144.45

County	Code	Practice	Component	Units	Unit Cost
Statewide	636	Water Harvesting Catchment	HU-Elevated Catchment	SqYd	\$173.34
Statewide	636	Water Harvesting Catchment	Plastic tank, less than or equal to 1,000 gallons	Gal	\$1.94
Statewide	636	Water Harvesting Catchment	HU-Plastic tank, less than or equal to 1,000 gallons	Gal	\$2.33
Statewide	636	Water Harvesting Catchment	Surface Catchment	SqYd	\$14.34
Statewide	636	Water Harvesting Catchment	HU-Surface Catchment	SqYd	\$17.21
Statewide	638	Water and Sediment Control Basin	WASCOB base	CuYd	\$3.22
Statewide	638	Water and Sediment Control Basin	HU-WASCOB base	CuYd	\$3.86
Statewide	638	Water and Sediment Control Basin	WASCOB topsoil	CuYd	\$3.46
Statewide	638	Water and Sediment Control Basin	HU-WASCOB topsoil	CuYd	\$4.16
Statewide	638	Water and Sediment Control Basin	WASCOB, Crop Season Construction	CuYd	\$3.65
Statewide	638	Water and Sediment Control Basin	HU-WASCOB, Crop Season Construction	CuYd	\$4.35
Statewide	640	Waterspreading	Dikes	Ac	\$1,714.47
Statewide	640	Waterspreading	HU-Dikes	Ac	\$2,057.37
Statewide	642	Water Well	Shallow Well, 100 ft. deep or less	Ft	\$106.44
Statewide	642	Water Well	HU-Shallow Well, 100 ft. deep or less	Ft	\$127.73
Statewide	642	Water Well	Single PVC Casing with pitless unit, greater than 100 ft. deep	Ft	\$63.79
Statewide	642	Water Well	HU-Single PVC Casing with pitless unit, greater than 100 ft. deep	Ft	\$76.55
Statewide	642	Water Well	Steel or Copper, 100 ft. or deeper	Lnft	\$54.40
Statewide	642	Water Well	HU-Steel or Copper, 100 ft. or deeper	Lnft	\$65.28
Statewide	642	Water Well	Well Point	Ft	\$278.70
Statewide	642	Water Well	HU-Well Point	Ft	\$334.44
Statewide	643	Restoration of Rare or Declining Natural Communities	Beaver Dam Analogues or Post-Assisted Log Structures	Lnft	\$36.76
Statewide	643	Restoration of Rare or Declining Natural Communities	HU-Beaver Dam Analogues or Post-Assisted Log Structures	Lnft	\$44.11
Statewide	643	Restoration of Rare or Declining Natural Communities	Habitat Monitoring and Management, High Intensity and Complexity	Ac	\$22.65
Statewide	643	Restoration of Rare or Declining Natural Communities	HU-Habitat Monitoring and Management, High Intensity and Complexity	Ac	\$27.19
Statewide	643	Restoration of Rare or Declining Natural Communities	Monitoring & Management, Low Intensity and Complexity - No Foregone Income	Ac	\$5.71

County	Code	Practice	Component	Units	Unit Cost
Statewide	643	Restoration of Rare or Declining Natural Communities	HU-Monitoring & Management, Low Intensity and Complexity - No Foregone Income	Ac	\$6.85
Statewide	643	Restoration of Rare or Declining Natural Communities	Rock Structure	CuYd	\$694.61
Statewide	643	Restoration of Rare or Declining Natural Communities	HU-Rock Structure	CuYd	\$833.53
Statewide	644	Wetland Wildlife Habitat Management	Establishment of seasonal wildlife forage or cover on non-cropland	Ac	\$140.10
Statewide	644	Wetland Wildlife Habitat Management	HU-Establishment of seasonal wildlife forage or cover on non-cropland	Ac	\$168.13
Statewide	644	Wetland Wildlife Habitat Management	Idling Cropland for Wetland Wildlife - Level 2	Ac	\$288.94
Statewide	644	Wetland Wildlife Habitat Management	HU-Idling Cropland for Wetland Wildlife - Level 2	Ac	\$299.44
Statewide	644	Wetland Wildlife Habitat Management	Management and Monitoring on Idled Cropland for Wetland Wildlife, foregone income - Level 1 (Year 2-5)	Ac	\$283.19
Statewide	644	Wetland Wildlife Habitat Management	HU-Management and Monitoring on Idled Cropland for Wetland Wildlife, foregone income - Level 1 (Year 2-5)	Ac	\$292.53
Statewide	644	Wetland Wildlife Habitat Management	Management and monitoring only, foregone income (FI)	Ac	\$296.50
Statewide	644	Wetland Wildlife Habitat Management	HU-Management and monitoring only, foregone income (FI)	Ac	\$300.00
Statewide	644	Wetland Wildlife Habitat Management	Monitoring and Management - Level 3	Ac	\$206.49
Statewide	644	Wetland Wildlife Habitat Management	HU-Monitoring and Management - Level 3	Ac	\$214.68
Statewide	644	Wetland Wildlife Habitat Management	Wetland Wildlife Habitat Monitoring and Management, Low Intensity and Complexity	Ac	\$3.83
Statewide	644	Wetland Wildlife Habitat Management	HU-Wetland Wildlife Habitat Monitoring and Management, Low Intensity and Complexity	Ac	\$4.60
Statewide	645	Upland Wildlife Habitat Management	Establishment of seasonal forage or cover for wildlife on cropland, with FI	Ac	\$424.11
Statewide	645	Upland Wildlife Habitat Management	HU-Establishment of seasonal forage or cover for wildlife on cropland, with FI	Ac	\$442.02
Statewide	645	Upland Wildlife Habitat Management	Establishment of seasonal wildlife forage or cover on cropland, no FI	Ac	\$97.59
Statewide	645	Upland Wildlife Habitat Management	HU-Establishment of seasonal wildlife forage or cover on cropland, no FI	Ac	\$117.11
Statewide	645	Upland Wildlife Habitat Management	Greater Prairie Chicken Habitat Development	Ac	\$9.39
Statewide	645	Upland Wildlife Habitat Management	HU-Greater Prairie Chicken Habitat Development	Ac	\$11.27
Statewide	645	Upland Wildlife Habitat Management	Habitat Monitoring and Management, Low Intensity and Complexity	Ac	\$3.83
Statewide	645	Upland Wildlife Habitat Management	HU-Habitat Monitoring and Management, Low Intensity and Complexity	Ac	\$4.60
Statewide	645	Upland Wildlife Habitat Management	Habitat Monitoring and Management, Medium Intensity and Complexity	Ac	\$11.77

County	Code	Practice	Component	Units	Unit Cost
Statewide	645	Upland Wildlife Habitat Management	HU-Habitat Monitoring and Management, Medium Intensity and Complexity	Ac	\$14.12
Statewide	645	Upland Wildlife Habitat Management	Interseeding Milkweed Into Existing Habitat	Ac	\$155.67
Statewide	645	Upland Wildlife Habitat Management	HU-Interseeding Milkweed Into Existing Habitat	Ac	\$186.80
Statewide	645	Upland Wildlife Habitat Management	Livestock Exclusion for Wildlife	Ac	\$61.43
Statewide	645	Upland Wildlife Habitat Management	HU-Livestock Exclusion for Wildlife	Ac	\$62.34
Statewide	645	Upland Wildlife Habitat Management	Wildlife Habitat Enhancement - Former Cropland (FI)	Ac	\$280.73
Statewide	645	Upland Wildlife Habitat Management	HU-Wildlife Habitat Enhancement - Former Cropland (FI)	Ac	\$280.88
Statewide	646	Shallow Water Development and Management	Shallow Water Management, High Level	Ac	\$311.53
Statewide	646	Shallow Water Development and Management	HU-Shallow Water Management, High Level	Ac	\$373.83
Statewide	646	Shallow Water Development and Management	Shallow Water Management-Low Level	Ac	\$135.91
Statewide	646	Shallow Water Development and Management	HU-Shallow Water Management-Low Level	Ac	\$163.09
Statewide	647	Early Successional Habitat Development-Mgt	Chemical	Ac	\$18.72
Statewide	647	Early Successional Habitat Development-Mgt	HU-Chemical	Ac	\$22.47
Statewide	647	Early Successional Habitat Development-Mgt	Disking	Ac	\$26.21
Statewide	647	Early Successional Habitat Development-Mgt	HU-Disking	Ac	\$31.45
Statewide	647	Early Successional Habitat Development-Mgt	Mowing	Ac	\$10.16
Statewide	647	Early Successional Habitat Development-Mgt	HU-Mowing	Ac	\$12.19
Statewide	649	Structures for Wildlife	Brush Pile - Large	No	\$144.39
Statewide	649	Structures for Wildlife	HU-Brush Pile - Large	No	\$173.26
Statewide	649	Structures for Wildlife	Brush Pile - Small	No	\$33.35
Statewide	649	Structures for Wildlife	HU-Brush Pile - Small	No	\$40.02
Statewide	649	Structures for Wildlife	Escape Ramp	No	\$71.53
Statewide	649	Structures for Wildlife	HU-Escape Ramp	No	\$85.84
Statewide	649	Structures for Wildlife	Fence Markers, Vinyl Undersill	Ft	\$0.18
Statewide	649	Structures for Wildlife	HU-Fence Markers, Vinyl Undersill	Ft	\$0.22
Statewide	649	Structures for Wildlife	Nesting Box, Large	No	\$96.62
Statewide	649	Structures for Wildlife	HU-Nesting Box, Large	No	\$115.94

County	Code	Practice	Component	Units	Unit Cost
Statewide	649	Structures for Wildlife	Perch Deterrent	Lnft	\$7.93
Statewide	649	Structures for Wildlife	HU-Perch Deterrent	Lnft	\$9.51
Statewide	649	Structures for Wildlife	Wildlife Friendly Fence Retrofit, Replacement of Barbed Wire Only with Smooth Wire	Lnft	\$1.33
Statewide	649	Structures for Wildlife	HU-Wildlife Friendly Fence Retrofit, Replacement of Barbed Wire Only with Smooth Wire	Lnft	\$1.60
Statewide	654	Road/Trail/Landing Closure and Treatment	Road/Trail removal and restoration (Vegetative)	Ft	\$4.13
Statewide	654	Road/Trail/Landing Closure and Treatment	HU-Road/Trail removal and restoration (Vegetative)	Ft	\$4.95
Statewide	655	Forest Trails and Landings	Trail and Landing Installation	Ft	\$1.52
Statewide	655	Forest Trails and Landings	HU-Trail and Landing Installation	Ft	\$1.82
Statewide	655	Forest Trails and Landings	Trail/Landing Location and Marking	Ft	\$0.31
Statewide	655	Forest Trails and Landings	HU-Trail/Landing Location and Marking	Ft	\$0.37
Statewide	656	Constructed Wetland	Large, 0.5 to 1.0 ac.	Ac	\$9,695.25
Statewide	656	Constructed Wetland	HU-Large, 0.5 to 1.0 ac.	Ac	\$11,634.30
Statewide	656	Constructed Wetland	Wp_Large, 0.5 to 1.0 ac.	Ac	\$9,695.25
Statewide	656	Constructed Wetland	Large, more than 1.0 ac.	Ac	\$7,448.07
Statewide	656	Constructed Wetland	HU-Large, more than 1.0 ac.	Ac	\$8,937.69
Statewide	656	Constructed Wetland	Wp_Large, more than 1.0 ac.	Ac	\$7,448.07
Statewide	656	Constructed Wetland	Medium, 0.5 ac or less	Ac	\$14,808.47
Statewide	656	Constructed Wetland	HU-Medium, 0.5 ac or less	Ac	\$17,770.16
Statewide	656	Constructed Wetland	Wp_Medium, 0.5 ac or less	Ac	\$14,808.47
Statewide	657	Wetland Restoration	Depression Sediment Removal	CuYd	\$3.46
Statewide	657	Wetland Restoration	HU-Depression Sediment Removal	CuYd	\$4.15
Statewide	657	Wetland Restoration	Pr_Depression Sediment Removal	CuYd	\$4.15
Statewide	657	Wetland Restoration	Wp_Depression Sediment Removal	CuYd	\$3.46
Statewide	657	Wetland Restoration	Ditch plug - Lateral Restoration	CuYd	\$9.87
Statewide	657	Wetland Restoration	HU-Ditch plug - Lateral Restoration	CuYd	\$11.84
Statewide	657	Wetland Restoration	Pr_Ditch plug - Lateral Restoration	CuYd	\$11.84

County	Code	Practice	Component	Units	Unit Cost
Statewide	657	Wetland Restoration	Wp_Ditch plug - Lateral Restoration	CuYd	\$9.87
Statewide	657	Wetland Restoration	Fill in dugout	CuYd	\$3.46
Statewide	657	Wetland Restoration	HU-Fill in dugout	CuYd	\$4.15
Statewide	657	Wetland Restoration	Pr_Fill in dugout	CuYd	\$4.15
Statewide	657	Wetland Restoration	Wp_Fill in dugout	CuYd	\$3.46
Statewide	657	Wetland Restoration	Sediment Removal - Saturated Site	CuYd	\$4.18
Statewide	657	Wetland Restoration	HU-Sediment Removal - Saturated Site	CuYd	\$5.01
Statewide	657	Wetland Restoration	Pr_Sediment Removal - Saturated Site	CuYd	\$5.01
Statewide	657	Wetland Restoration	Wp_Sediment Removal - Saturated Site	CuYd	\$4.18
Statewide	658	Wetland Creation	Excavation and Embankment	CuYd	\$3.85
Statewide	658	Wetland Creation	HU-Excavation and Embankment	CuYd	\$4.62
Statewide	658	Wetland Creation	Wetland Creation, Excavation	CuYd	\$2.38
Statewide	658	Wetland Creation	HU-Wetland Creation, Excavation	CuYd	\$2.86
Statewide	659	Wetland Enhancement	Depression Sediment Removal and Ditch Plug	CuYd	\$2.14
Statewide	659	Wetland Enhancement	HU-Depression Sediment Removal and Ditch Plug	CuYd	\$2.56
Statewide	659	Wetland Enhancement	Wp_Depression Sediment Removal and Ditch Plug	CuYd	\$2.14
Statewide	659	Wetland Enhancement	Excavation on Saturated Site	CuYd	\$3.90
Statewide	659	Wetland Enhancement	HU-Excavation on Saturated Site	CuYd	\$4.68
Statewide	659	Wetland Enhancement	Wp_Excavation on Saturated Site	CuYd	\$3.90
Statewide	660	Tree-Shrub Pruning	Pruning- High Height	Ac	\$339.22
Statewide	660	Tree-Shrub Pruning	HU-Pruning- High Height	Ac	\$407.06
Statewide	660	Tree-Shrub Pruning	Pruning Individual Agroforestry tree - small acreage	No	\$10.95
Statewide	660	Tree-Shrub Pruning	HU-Pruning Individual Agroforestry tree - small acreage	No	\$13.13
Statewide	660	Tree-Shrub Pruning	Pruning-Low Height	Ac	\$182.11
Statewide	660	Tree-Shrub Pruning	HU-Pruning-Low Height	Ac	\$218.53
Statewide	660	Tree-Shrub Pruning	Pruning-Multistory Cropping Understory	No	\$0.85
Statewide	660	Tree-Shrub Pruning	HU-Pruning-Multistory Cropping Understory	No	\$1.02

County	Code	Practice	Component	Units	Unit Cost
Statewide	660	Tree-Shrub Pruning	Pruning-MultiStory Cropping-Overstory	No	\$7.37
Statewide	660	Tree-Shrub Pruning	HU-Pruning-MultiStory Cropping-Overstory	No	\$8.84
Statewide	666	Forest Stand Improvement	Comprehensive Forest Stand Treatment with Mastication, All Slopes	Ac	\$2,115.69
Statewide	666	Forest Stand Improvement	HU-Comprehensive Forest Stand Treatment with Mastication, All Slopes	Ac	\$2,538.83
Statewide	666	Forest Stand Improvement	Intermediate Silvicultural Rx Using Ground Based Logging, Heavy Equipment all slopes	Ac	\$632.35
Statewide	666	Forest Stand Improvement	HU-Intermediate Silvicultural Rx Using Ground Based Logging, Heavy Equipment all slopes	Ac	\$758.82
Statewide	666	Forest Stand Improvement	Intermediate Silvicultural Treatment	Ac	\$507.74
Statewide	666	Forest Stand Improvement	HU-Intermediate Silvicultural Treatment	Ac	\$609.28
Statewide	666	Forest Stand Improvement	Pre-commercial Thinning - Hand tools	Ac	\$312.75
Statewide	666	Forest Stand Improvement	HU-Pre-commercial Thinning - Hand tools	Ac	\$375.30
Statewide	666	Forest Stand Improvement	Pre-Commercial Thinning, Mastication	Ac	\$496.93
Statewide	666	Forest Stand Improvement	HU-Pre-Commercial Thinning, Mastication	Ac	\$596.31
Statewide	666	Forest Stand Improvement	Timber Stand Improvement, Chemical, Ground	Ac	\$36.87
Statewide	666	Forest Stand Improvement	HU-Timber Stand Improvement, Chemical, Ground	Ac	\$44.24
Statewide	666	Forest Stand Improvement	Timber Stand Improvement, Single Stem Treatment	Ac	\$301.34
Statewide	666	Forest Stand Improvement	HU-Timber Stand Improvement, Single Stem Treatment	Ac	\$361.60
Statewide	670	Energy Efficient Lighting System	Dairy housing, Fixture (including LED) replacement	SqFt	\$0.30
Statewide	670	Energy Efficient Lighting System	HU-Dairy housing, Fixture (including LED) replacement	SqFt	\$0.36
Statewide	670	Energy Efficient Lighting System	Fixture (including LED) < 20 watts	No	\$19.64
Statewide	670	Energy Efficient Lighting System	HU-Fixture (including LED) < 20 watts	No	\$23.57
Statewide	670	Energy Efficient Lighting System	Fixture (including LED) >= 20 watts and < 40 watts	No	\$55.40
Statewide	670	Energy Efficient Lighting System	HU-Fixture (including LED) >= 20 watts and < 40 watts	No	\$66.49
Statewide	670	Energy Efficient Lighting System	Fixture (including LED) >= 40 watts and < 80 watts	No	\$110.81
Statewide	670	Energy Efficient Lighting System	HU-Fixture (including LED) >= 40 watts and < 80 watts	No	\$132.97
Statewide	670	Energy Efficient Lighting System	Fixture (including LED) >= 80 watts	No	\$200.88
Statewide	670	Energy Efficient Lighting System	HU-Fixture (including LED) >= 80 watts	No	\$241.05

County	Code	Practice	Component	Units	Unit Cost
Statewide	670	Energy Efficient Lighting System	General agricultural area, Fixture (including LED) replacement	SqFt	\$0.56
Statewide	670	Energy Efficient Lighting System	HU-General agricultural area, Fixture (including LED) replacement	SqFt	\$0.67
Statewide	670	Energy Efficient Lighting System	LED (using existing fixture) < 20 watts	No	\$10.06
Statewide	670	Energy Efficient Lighting System	HU-LED (using existing fixture) < 20 watts	No	\$12.07
Statewide	670	Energy Efficient Lighting System	LED (using existing fixture) >= 100 watts	No	\$87.75
Statewide	670	Energy Efficient Lighting System	HU-LED (using existing fixture) >= 100 watts	No	\$105.30
Statewide	670	Energy Efficient Lighting System	LED (using existing fixture) >= 20 watts and < 100 watts	No	\$36.98
Statewide	670	Energy Efficient Lighting System	HU-LED (using existing fixture) >= 20 watts and < 100 watts	No	\$44.38
Statewide	670	Energy Efficient Lighting System	LED Dimmer or Controller	No	\$386.94
Statewide	670	Energy Efficient Lighting System	HU-LED Dimmer or Controller	No	\$464.33
Statewide	670	Energy Efficient Lighting System	Poultry breeding, Fixture (including LED) replacement with new layout	SqFt	\$0.24
Statewide	670	Energy Efficient Lighting System	HU-Poultry breeding, Fixture (including LED) replacement with new layout	SqFt	\$0.29
Statewide	670	Energy Efficient Lighting System	Poultry house, Fixture (including LED) replacement	SqFt	\$0.12
Statewide	670	Energy Efficient Lighting System	HU-Poultry house, Fixture (including LED) replacement	SqFt	\$0.14
Statewide	670	Energy Efficient Lighting System	Poultry house, Fixture (including LED) replacement with new layout	SqFt	\$0.16
Statewide	670	Energy Efficient Lighting System	HU-Poultry house, Fixture (including LED) replacement with new layout	SqFt	\$0.19
Statewide	670	Energy Efficient Lighting System	Poultry house, Lamp replacement	SqFt	\$0.06
Statewide	670	Energy Efficient Lighting System	HU-Poultry house, Lamp replacement	SqFt	\$0.08
Statewide	670	Energy Efficient Lighting System	Specialty agricultural area, waterproof, Fixture (including LED) replacement	SqFt	\$0.82
Statewide	670	Energy Efficient Lighting System	HU-Specialty agricultural area, waterproof, Fixture (including LED) replacement	SqFt	\$0.99
Statewide	670	Energy Efficient Lighting System	Swine facility, Fixture (including LED) replacement	SqFt	\$0.20
Statewide	670	Energy Efficient Lighting System	HU-Swine facility, Fixture (including LED) replacement	SqFt	\$0.23
Statewide	672	Energy Efficient Building Envelope	Building Envelope - Attic Insulation	SqFt	\$0.74
Statewide	672	Energy Efficient Building Envelope	HU-Building Envelope - Attic Insulation	SqFt	\$0.89
Statewide	672	Energy Efficient Building Envelope	Building Envelope - Greenhouse Screens	SqFt	\$2.39
Statewide	672	Energy Efficient Building Envelope	HU-Building Envelope - Greenhouse Screens	SqFt	\$2.87

County	Code	Practice	Component	Units	Unit Cost
Statewide	672	Energy Efficient Building Envelope	Building Envelope - Sealant	Ft	\$1.44
Statewide	672	Energy Efficient Building Envelope	HU-Building Envelope - Sealant	Ft	\$1.73
Statewide	672	Energy Efficient Building Envelope	Building Envelope - Wall Insulation	SqFt	\$1.80
Statewide	672	Energy Efficient Building Envelope	HU-Building Envelope - Wall Insulation	SqFt	\$2.16
Statewide	672	Energy Efficient Building Envelope	Energy Efficient Glazing	SqFt	\$0.34
Statewide	672	Energy Efficient Building Envelope	HU-Energy Efficient Glazing	SqFt	\$0.40
Statewide	672	Energy Efficient Building Envelope	Greenhouse - Insulate Unglazed Walls	SqFt	\$0.30
Statewide	672	Energy Efficient Building Envelope	HU-Greenhouse - Insulate Unglazed Walls	SqFt	\$0.37
Statewide	810	Annual Forages for Grazing Systems	Annual forages mix	Ac	\$78.30
Statewide	810	Annual Forages for Grazing Systems	HU-Annual forages mix	Ac	\$93.96
Statewide	810	Annual Forages for Grazing Systems	Annual forages to Defer Grazing on Rangeland with FI	Ac	\$385.39
Statewide	810	Annual Forages for Grazing Systems	HU-Annual forages to Defer Grazing on Rangeland with FI	Ac	\$398.09
Statewide	810	Annual Forages for Grazing Systems	Annuals to Facilitate Renovation or Re-establishment	Ac	\$196.72
Statewide	810	Annual Forages for Grazing Systems	HU-Annuals to Facilitate Renovation or Re-establishment	Ac	\$236.06
Statewide	812	Raised Beds	Framed Raised Bed < 500 sq ft Contamination or Debris Sites only	SqFt	\$5.87
Statewide	812	Raised Beds	HU-Framed Raised Bed < 500 sq ft Contamination or Debris Sites only	SqFt	\$7.04
Statewide	812	Raised Beds	Framed Raised Bed greater than or equal to 500 sq ft Contamination or Debris Sites only	SqFt	\$3.35
Statewide	812	Raised Beds	HU-Framed Raised Bed greater than or equal to 500 sq ft Contamination or Debris Sites only	SqFt	\$4.02
Statewide	812	Raised Beds	Framed Raised Bed Small Lot Contamination or Debris Sites only	SqFt	\$11.26
Statewide	812	Raised Beds	HU-Framed Raised Bed Small Lot Contamination or Debris Sites only	SqFt	\$13.52
Statewide	812	Raised Beds	Unframed Raised Bed field size < 0.10 acres Contamination or Debris Sites only	SqFt	\$3.97
Statewide	812	Raised Beds	HU-Unframed Raised Bed field size < 0.10 acres Contamination or Debris Sites only	SqFt	\$4.76
Statewide	812	Raised Beds	Unframed Raised Bedfield size < 0.5 acres Contamination or Debris Sites only	SqFt	\$2.74
Statewide	812	Raised Beds	HU-Unframed Raised Bedfield size < 0.5 acres Contamination or Debris Sites only	SqFt	\$3.29

County	Code	Practice	Component	Units	Unit Cost
Statewide	821	Low Tunnel Systems	Low tunnel < 1000 square feet- Year 1	SqFt	\$4.69
Statewide	821	Low Tunnel Systems	HU-Low tunnel < 1000 square feet- Year 1	SqFt	\$5.63
Statewide	821	Low Tunnel Systems	Low tunnel 1000-5000 square feet, Year 1	SqFt	\$1.27
Statewide	821	Low Tunnel Systems	HU-Low tunnel 1000-5000 square feet, Year 1	SqFt	\$1.52
Statewide	821	Low Tunnel Systems	Low tunnel management- Year 2-3	SqFt	\$0.44
Statewide	821	Low Tunnel Systems	HU-Low tunnel management- Year 2-3	SqFt	\$0.52
Statewide	823	Organic Management	Certified Organic	Ac	\$86.51
Statewide	823	Organic Management	HU-Certified Organic	Ac	\$103.81
Statewide	823	Organic Management	Complex Crops and Livestock	Ac	\$346.42
Statewide	823	Organic Management	HU-Complex Crops and Livestock	Ac	\$415.71
Statewide	823	Organic Management	Complex Crops and Livestock FI	Ac	\$555.71
Statewide	823	Organic Management	HU-Complex Crops and Livestock FI	Ac	\$624.99
Statewide	823	Organic Management	Complex Crops FI	Ac	\$461.18
Statewide	823	Organic Management	HU-Complex Crops FI	Ac	\$511.56
Statewide	823	Organic Management	Complex Crops Only	Ac	\$251.90
Statewide	823	Organic Management	HU-Complex Crops Only	Ac	\$302.28
Statewide	823	Organic Management	Irrigated Pasture for Livestock	Ac	\$130.89
Statewide	823	Organic Management	HU-Irrigated Pasture for Livestock	Ac	\$157.06
Statewide	823	Organic Management	Simple Crops and Livestock	Ac	\$292.85
Statewide	823	Organic Management	HU-Simple Crops and Livestock	Ac	\$351.42
Statewide	823	Organic Management	Simple Crops and Livestock FI	Ac	\$322.47
Statewide	823	Organic Management	HU-Simple Crops and Livestock FI	Ac	\$381.04
Statewide	823	Organic Management	Simple Crops Large Acreage	Ac	\$73.43
Statewide	823	Organic Management	HU-Simple Crops Large Acreage	Ac	\$88.12
Statewide	823	Organic Management	Simple Crops Large Acreage FI	Ac	\$103.05
Statewide	823	Organic Management	HU-Simple Crops Large Acreage FI	Ac	\$117.74
Statewide	823	Organic Management	Simple Crops Only	Ac	\$219.49

County	Code	Practice	Component	Units	Unit Cost
Statewide	823	Organic Management	HU-Simple Crops Only	Ac	\$263.39
Statewide	823	Organic Management	Simple Crops Only FI	Ac	\$249.11
Statewide	823	Organic Management	HU-Simple Crops Only FI	Ac	\$293.01
Statewide	823	Organic Management	Small Scale	Ac	\$1,729.96
Statewide	823	Organic Management	HU-Small Scale	Ac	\$2,075.95
Statewide	823	Organic Management	Small Scale FI	Ac	\$1,961.62
Statewide	823	Organic Management	HU-Small Scale FI	Ac	\$2,307.61
Statewide	911	TA Design	TSPR-313 - Buried Concrete Tank	No	\$22,153.81
Statewide	911	TA Design	TSPR-313 - Buried Concrete Tank, Greater Than 110,000 Cubic Feet	No	\$12,440.91
Statewide	911	TA Design	TSPR-313 - Composted Bedded Pack, Concrete Floor and Walls	No	\$6,490.91
Statewide	911	TA Design	TSPR-313 - Composted Bedded Pack, Earthen Floor and Wood Walls	No	\$3,678.18
Statewide	911	TA Design	TSPR-313 - Dry Stack with Concrete Floor and Walls	No	\$7,789.09
Statewide	911	TA Design	TSPR-313 - Pond	No	\$16,443.63
Statewide	911	TA Design	TSPR-367 - Hoop Structure Roof	No	\$5,038.15
Statewide	911	TA Design	TSPR-367 - Timber or Steel Sheet Roof	No	\$5,038.15
Statewide	911	TA Design	TSPR-441 - SDI (Subsurface Drip Irrigation)	Ac	\$108.18
Statewide	911	TA Design	TSPR-520 - Use On-Site Material	CuYd	\$1.34
Statewide	911	TA Design	TSPR-521 - Flexible Membrane - Uncovered with liner drainage or venting	No	\$4,110.91
Statewide	911	TA Design	TSPR-533 - Livestock, Manure Transfer	No	\$757.27
Statewide	911	TA Design	TSPR-632 - Concrete Settling Structure with picket screen outlet	No	\$3,894.54
Statewide	911	TA Design	TSPR-632 - Concrete Settling Structure with pipe outlet	No	\$13,090.00
Statewide	911	TA Design	TSPR-634 - Gravity flow	Ft	\$5.05
Statewide	911	TA Design	TSPR-634 - Pressure flow, less than or equal to 6 inch diameter conduit	Ft	\$2.50
Statewide	912	TA Application	TSPR-313 - Buried Concrete Tank	No	\$5,586.61
Statewide	912	TA Application	TSPR-313 - Buried Concrete Tank, Greater Than 110,000 Cubic Feet	No	\$3,137.27
Statewide	912	TA Application	TSPR-313 - Composted Bedded Pack, Concrete Floor and Walls	No	\$4,327.27
Statewide	912	TA Application	TSPR-313 - Composted Bedded Pack, Earthen Floor and Wood Walls	No	\$2,596.36

County	Code	Practice	Component	Units	Unit Cost
Statewide	912	TA Application	TSPR-313 - Dry Stack with Concrete Floor and Walls	No	\$5,300.91
Statewide	912	TA Application	TSPR-313 - Pond	No	\$5,300.91
Statewide	912	TA Application	TSPR-367 - Hoop Structure Roof	No	\$2,471.00
Statewide	912	TA Application	TSPR-367 - Timber or Steel Sheet Roof	No	\$1,976.80
Statewide	912	TA Application	TSPR-441 - SDI (Subsurface Drip Irrigation)	Ac	\$46.88
Statewide	912	TA Application	TSPR-520 - Use On-Site Material	CuYd	\$0.94
Statewide	912	TA Application	TSPR-521 - Flexible Membrane - Uncovered with liner drainage or venting	No	\$4,002.73
Statewide	912	TA Application	TSPR-632 - Concrete Settling Structure with picket screen outlet	No	\$2,812.73
Statewide	912	TA Application	TSPR-632 - Concrete Settling Structure with pipe outlet	No	\$10,818.18
Statewide	912	TA Application	TSPR-634 - Gravity flow	Ft	\$2.88
Statewide	912	TA Application	TSPR-634 - Pressure flow, less than or equal to 6 inch diameter conduit	Ft	\$0.74
Statewide	913	TA Check-Out	TSPR-313 - Buried Concrete Tank	No	\$7,513.03
Statewide	913	TA Check-Out	TSPR-313 - Buried Concrete Tank, Greater Than 110,000 Cubic Feet	No	\$4,219.09
Statewide	913	TA Check-Out	TSPR-313 - Composted Bedded Pack, Concrete Floor and Walls	No	\$3,461.82
Statewide	913	TA Check-Out	TSPR-313 - Composted Bedded Pack, Earthen Floor and Wood Walls	No	\$1,730.91
Statewide	913	TA Check-Out	TSPR-313 - Dry Stack with Concrete Floor and Walls	No	\$3,894.54
Statewide	913	TA Check-Out	TSPR-313 - Pond	No	\$3,678.18
Statewide	913	TA Check-Out	TSPR-367 - Hoop Structure Roof	No	\$820.11
Statewide	913	TA Check-Out	TSPR-367 - Timber or Steel Sheet Roof	No	\$820.11
Statewide	913	TA Check-Out	TSPR-441 - SDI (Subsurface Drip Irrigation)	Ac	\$16.23
Statewide	913	TA Check-Out	TSPR-520 - Use On-Site Material	CuYd	\$0.20
Statewide	913	TA Check-Out	TSPR-521 - Flexible Membrane - Uncovered with liner drainage or venting	No	\$432.73
Statewide	913	TA Check-Out	TSPR-533 - Livestock, Manure Transfer	No	\$324.55
Statewide	913	TA Check-Out	TSPR-632 - Concrete Settling Structure with picket screen outlet	No	\$649.09
Statewide	913	TA Check-Out	TSPR-632 - Concrete Settling Structure with pipe outlet	No	\$649.09
Statewide	913	TA Check-Out	TSPR-634 - Gravity flow	Ft	\$3.61
Statewide	913	TA Check-Out	TSPR-634 - Pressure flow, less than or equal to 6 inch diameter conduit	Ft	\$0.52

<b>County</b>	<b>Code</b>	<b>Practice</b>	<b>Component</b>	<b>Units</b>	<b>Unit Cost</b>
Burt	101	CNMP Design and Implementation Activity	All Livestock Operations, 301 to 700 Animal Units	No	\$4,497.10
Burt	101	CNMP Design and Implementation Activity	HU-All Livestock Operations, 301 to 700 Animal Units	No	\$5,396.52
Burt	101	CNMP Design and Implementation Activity	All Livestock Operations, Greater Than 700 Animal Units	No	\$7,049.99
Burt	101	CNMP Design and Implementation Activity	HU-All Livestock Operations, Greater Than 700 Animal Units	No	\$8,459.98
Burt	101	CNMP Design and Implementation Activity	All Livestock Operations, Less Than or Equal to 300 Animal Units	No	\$5,032.28
Burt	101	CNMP Design and Implementation Activity	HU-All Livestock Operations, Less Than or Equal to 300 Animal Units	No	\$6,038.73
Burt	101	CNMP Design and Implementation Activity	All Livestock Operations, No Land Application	No	\$845.91
Burt	101	CNMP Design and Implementation Activity	HU-All Livestock Operations, No Land Application	No	\$1,015.09
Burt	101	CNMP Design and Implementation Activity	CNMP Revision	No	\$3,687.15
Burt	101	CNMP Design and Implementation Activity	HU-CNMP Revision	No	\$4,424.58
Burt	102	Comprehensive Nutrient Management Plan	Dairy Operations, 301 to 700 Animal Units	No	\$5,205.85
Burt	102	Comprehensive Nutrient Management Plan	HU-Dairy Operations, 301 to 700 Animal Units	No	\$6,247.01
Burt	102	Comprehensive Nutrient Management Plan	Dairy Operations, Greater Than 700 Animal Units	No	\$6,506.47
Burt	102	Comprehensive Nutrient Management Plan	HU-Dairy Operations, Greater Than 700 Animal Units	No	\$7,807.76
Burt	102	Comprehensive Nutrient Management Plan	Dairy Operations, Less Than or Equal to 300 Animal Units	No	\$4,231.23
Burt	102	Comprehensive Nutrient Management Plan	HU-Dairy Operations, Less Than or Equal to 300 Animal Units	No	\$5,077.48
Burt	102	Comprehensive Nutrient Management Plan	Dairy Operations, No Land Application	No	\$4,426.83
Burt	102	Comprehensive Nutrient Management Plan	HU-Dairy Operations, No Land Application	No	\$5,312.20
Burt	102	Comprehensive Nutrient Management Plan	Non-Dairy Livestock Operations, 301 to 700 Animal Units	No	\$4,558.92
Burt	102	Comprehensive Nutrient Management Plan	HU-Non-Dairy Livestock Operations, 301 to 700 Animal Units	No	\$5,470.70
Burt	102	Comprehensive Nutrient Management Plan	Non-Dairy Livestock Operations, Less Than or Equal to 300 Animal Units	No	\$3,452.22
Burt	102	Comprehensive Nutrient Management Plan	HU-Non-Dairy Livestock Operations, Less Than or Equal to 300 Animal Units	No	\$4,142.65
Burt	102	Comprehensive Nutrient Management Plan	Non-Dairy Livestock Operations, No Land Application	No	\$2,735.01
Burt	102	Comprehensive Nutrient Management Plan	HU-Non-Dairy Livestock Operations, No Land Application	No	\$3,282.02
Burt	102	Comprehensive Nutrient Management Plan	Non-Dairy Operations, Greater Than 700 Animal Units	No	\$5,859.54
Burt	102	Comprehensive Nutrient Management Plan	HU-Non-Dairy Operations, Greater Than 700 Animal Units	No	\$7,031.44
Burt	106	Forest Management Plan	Nonindustrial Private Forest, 101 to 250 Acres	No	\$2,956.25

<b>County</b>	<b>Code</b>	<b>Practice</b>	<b>Component</b>	<b>Units</b>	<b>Unit Cost</b>
Burt	106	Forest Management Plan	HU-Nonindustrial Private Forest, 101 to 250 Acres	No	\$3,547.50
Burt	106	Forest Management Plan	Nonindustrial Private Forest, 21 to 100 Acres	No	\$1,799.46
Burt	106	Forest Management Plan	HU-Nonindustrial Private Forest, 21 to 100 Acres	No	\$2,159.35
Burt	106	Forest Management Plan	Nonindustrial Private Forest, 251 to 500 Acres	No	\$4,370.11
Burt	106	Forest Management Plan	HU-Nonindustrial Private Forest, 251 to 500 Acres	No	\$5,244.14
Burt	106	Forest Management Plan	Nonindustrial Private Forest, 501 to 1,000 Acres	No	\$5,334.11
Burt	106	Forest Management Plan	HU-Nonindustrial Private Forest, 501 to 1,000 Acres	No	\$6,400.94
Burt	106	Forest Management Plan	Nonindustrial Private Forest, Greater Than 1,000 Acres	No	\$6,940.78
Burt	106	Forest Management Plan	HU-Nonindustrial Private Forest, Greater Than 1,000 Acres	No	\$8,328.93
Burt	106	Forest Management Plan	Nonindustrial Private Forest, Less Than or Equal to 20 Acres	No	\$1,221.06
Burt	106	Forest Management Plan	HU-Nonindustrial Private Forest, Less Than or Equal to 20 Acres	No	\$1,465.27
Burt	110	Grazing Management Plan	Grazed Lands, 1,501 to 5,000 Acres	No	\$3,335.83
Burt	110	Grazing Management Plan	HU-Grazed Lands, 1,501 to 5,000 Acres	No	\$4,002.99
Burt	110	Grazing Management Plan	Grazed Lands, 101 to 500 Acres	No	\$2,382.73
Burt	110	Grazing Management Plan	HU-Grazed Lands, 101 to 500 Acres	No	\$2,859.28
Burt	110	Grazing Management Plan	Grazed Lands, 5,001 to 10,000 Acres	No	\$3,812.37
Burt	110	Grazing Management Plan	HU-Grazed Lands, 5,001 to 10,000 Acres	No	\$4,574.84
Burt	110	Grazing Management Plan	Grazed Lands, 501 to 1,500 Acres	No	\$2,859.28
Burt	110	Grazing Management Plan	HU-Grazed Lands, 501 to 1,500 Acres	No	\$3,431.13
Burt	110	Grazing Management Plan	Grazed Lands, Greater Than 10,000 Acres	No	\$4,288.91
Burt	110	Grazing Management Plan	HU-Grazed Lands, Greater Than 10,000 Acres	No	\$5,146.69
Burt	110	Grazing Management Plan	Grazed Lands, Less Than or Equal to 100 Acres	No	\$1,906.18
Burt	110	Grazing Management Plan	HU-Grazed Lands, Less Than or Equal to 100 Acres	No	\$2,287.43
Burt	116	Soil Health Management Plan	Crops and Livestock Soil Health Management, Greater Than or Equal to Five Units	No	\$1,955.99
Burt	116	Soil Health Management Plan	HU-Crops and Livestock Soil Health Management, Greater Than or Equal to Five Units	No	\$2,347.20
Burt	116	Soil Health Management Plan	Crops and Livestock Soil Health Management, Less Than Five Units	No	\$1,564.80

<b>County</b>	<b>Code</b>	<b>Practice</b>	<b>Component</b>	<b>Units</b>	<b>Unit Cost</b>
Burt	116	Soil Health Management Plan	HU-Crops and Livestock Soil Health Management, Less Than Five Units	No	\$1,877.76
Burt	116	Soil Health Management Plan	Crops Soil Health Management, Greater Than or Equal to Five Units	No	\$1,825.60
Burt	116	Soil Health Management Plan	HU-Crops Soil Health Management, Greater Than or Equal to Five Units	No	\$2,190.71
Burt	116	Soil Health Management Plan	Crops Soil Health Management, Less Than Five Units	No	\$1,434.40
Burt	116	Soil Health Management Plan	HU-Crops Soil Health Management, Less Than Five Units	No	\$1,721.27
Burt	116	Soil Health Management Plan	Organic Crops and Livestock Soil Health Management, Greater Than or Equal to Five Units	No	\$2,347.20
Burt	116	Soil Health Management Plan	HU-Organic Crops and Livestock Soil Health Management, Greater Than or Equal to Five Units	No	\$2,816.64
Burt	116	Soil Health Management Plan	Organic Crops and Livestock Soil Health Management, Less Than Five Units	No	\$2,216.79
Burt	116	Soil Health Management Plan	HU-Organic Crops and Livestock Soil Health Management, Less Than Five Units	No	\$2,660.15
Burt	116	Soil Health Management Plan	Organic Crops Soil Health Management, Greater Than or Equal to Five Units	No	\$2,086.40
Burt	116	Soil Health Management Plan	HU-Organic Crops Soil Health Management, Greater Than or Equal to Five Units	No	\$2,503.68
Burt	116	Soil Health Management Plan	Organic Crops Soil Health Management, Less Than Five Units	No	\$1,695.20
Burt	116	Soil Health Management Plan	HU-Organic Crops Soil Health Management, Less Than Five Units	No	\$2,034.24
Burt	116	Soil Health Management Plan	Small Farm, Less Than or Equal to 10 Acres	No	\$1,304.00
Burt	116	Soil Health Management Plan	HU-Small Farm, Less Than or Equal to 10 Acres	No	\$1,564.80
Burt	120	Agricultural Energy Design	High Complexity, Four to Five Designs	No	\$7,134.63
Burt	120	Agricultural Energy Design	HU-High Complexity, Four to Five Designs	No	\$8,561.56
Burt	120	Agricultural Energy Design	High Complexity, Greater Than or Equal to Six Designs	No	\$8,394.05
Burt	120	Agricultural Energy Design	HU-High Complexity, Greater Than or Equal to Six Designs	No	\$10,072.87
Burt	120	Agricultural Energy Design	High Complexity, One Design	No	\$4,615.79
Burt	120	Agricultural Energy Design	HU-High Complexity, One Design	No	\$5,538.96
Burt	120	Agricultural Energy Design	High Complexity, Two to Three Designs	No	\$5,875.21
Burt	120	Agricultural Energy Design	HU-High Complexity, Two to Three Designs	No	\$7,050.26
Burt	120	Agricultural Energy Design	Low Complexity, Four to Five Designs	No	\$4,837.30

County	Code	Practice	Component	Units	Unit Cost
Burt	120	Agricultural Energy Design	HU-Low Complexity, Four to Five Designs	No	\$5,804.75
Burt	120	Agricultural Energy Design	Low Complexity, Greater Than or Equal to Six Designs	No	\$6,096.72
Burt	120	Agricultural Energy Design	HU-Low Complexity, Greater Than or Equal to Six Designs	No	\$7,316.06
Burt	120	Agricultural Energy Design	Low Complexity, One Design	No	\$2,318.46
Burt	120	Agricultural Energy Design	HU-Low Complexity, One Design	No	\$2,782.14
Burt	120	Agricultural Energy Design	Low Complexity, Two to Three Designs	No	\$3,577.88
Burt	120	Agricultural Energy Design	HU-Low Complexity, Two to Three Designs	No	\$4,293.45
Burt	120	Agricultural Energy Design	Medium Complexity, Four to Five Designs	No	\$5,985.97
Burt	120	Agricultural Energy Design	HU-Medium Complexity, Four to Five Designs	No	\$7,183.16
Burt	120	Agricultural Energy Design	Medium Complexity, Greater Than or Equal to Six Designs	No	\$7,245.39
Burt	120	Agricultural Energy Design	HU-Medium Complexity, Greater Than or Equal to Six Designs	No	\$8,694.46
Burt	120	Agricultural Energy Design	Medium Complexity, One Design	No	\$3,467.12
Burt	120	Agricultural Energy Design	HU-Medium Complexity, One Design	No	\$4,160.55
Burt	120	Agricultural Energy Design	Medium Complexity, Two to Three Designs	No	\$4,726.55
Burt	120	Agricultural Energy Design	HU-Medium Complexity, Two to Three Designs	No	\$5,671.85
Burt	138	Conservation Plan Supporting Organic Transition	Supporting Organic Transition for Crops and Livestock	No	\$4,889.99
Burt	138	Conservation Plan Supporting Organic Transition	HU-Supporting Organic Transition for Crops and Livestock	No	\$5,867.99
Burt	138	Conservation Plan Supporting Organic Transition	Transition to Organic for Crop and Livestock, High Complexity	No	\$7,163.53
Burt	138	Conservation Plan Supporting Organic Transition	HU-Transition to Organic for Crop and Livestock, High Complexity	No	\$8,596.24
Burt	138	Conservation Plan Supporting Organic Transition	Transition to Organic for Crop and Livestock, Low Complexity	No	\$4,889.99
Burt	138	Conservation Plan Supporting Organic Transition	HU-Transition to Organic for Crop and Livestock, Low Complexity	No	\$5,867.99
Burt	138	Conservation Plan Supporting Organic Transition	Transition to Organic for Crop, High Complexity	No	\$4,889.99
Burt	138	Conservation Plan Supporting Organic Transition	HU-Transition to Organic for Crop, High Complexity	No	\$5,867.99
Burt	138	Conservation Plan Supporting Organic Transition	Transition to Organic for Crop, Low Complexity	No	\$4,237.99
Burt	138	Conservation Plan Supporting Organic Transition	HU-Transition to Organic for Crop, Low Complexity	No	\$5,085.60
Burt	138	Conservation Plan Supporting Organic Transition	Transition to Organic for Livestock, High Complexity	No	\$6,837.53
Burt	138	Conservation Plan Supporting Organic Transition	HU-Transition to Organic for Livestock, High Complexity	No	\$8,205.04

County	Code	Practice	Component	Units	Unit Cost
Burt	138	Conservation Plan Supporting Organic Transition	Transition to Organic for Livestock, Low Complexity	No	\$4,563.99
Burt	138	Conservation Plan Supporting Organic Transition	HU-Transition to Organic for Livestock, Low Complexity	No	\$5,476.79
Burt	140	Transition to Organic Design	High Complexity Conservation Practices, Greater Than or Equal to Five	No	\$12,465.61
Burt	140	Transition to Organic Design	HU-High Complexity Conservation Practices, Greater Than or Equal to Five	No	\$14,958.73
Burt	140	Transition to Organic Design	High Complexity Conservation Practices, One to Four	No	\$9,671.58
Burt	140	Transition to Organic Design	HU-High Complexity Conservation Practices, One to Four	No	\$11,605.90
Burt	140	Transition to Organic Design	Low Complexity Conservation Practices, Greater Than or Equal to Five	No	\$7,475.07
Burt	140	Transition to Organic Design	HU-Low Complexity Conservation Practices, Greater Than or Equal to Five	No	\$8,970.09
Burt	140	Transition to Organic Design	Low Complexity Conservation Practices, One to Four	No	\$3,763.52
Burt	140	Transition to Organic Design	HU-Low Complexity Conservation Practices, One to Four	No	\$4,516.23
Burt	144	Fish and Wildlife Habitat Design	Habitat Design, One Land Use	No	\$2,486.03
Burt	144	Fish and Wildlife Habitat Design	HU-Habitat Design, One Land Use	No	\$2,983.23
Burt	144	Fish and Wildlife Habitat Design	Habitat Design, Three or More Land Uses	No	\$3,590.93
Burt	144	Fish and Wildlife Habitat Design	HU-Habitat Design, Three or More Land Uses	No	\$4,309.12
Burt	144	Fish and Wildlife Habitat Design	Habitat Design, Two Land Uses	No	\$3,038.48
Burt	144	Fish and Wildlife Habitat Design	HU-Habitat Design, Two Land Uses	No	\$3,646.17
Burt	148	Pollinator Habitat Design	Pollinator Habitat	No	\$2,900.36
Burt	148	Pollinator Habitat Design	HU-Pollinator Habitat	No	\$3,480.44
Burt	148	Pollinator Habitat Design	Pollinator Habitat, No Local TSP	No	\$4,212.44
Burt	148	Pollinator Habitat Design	HU-Pollinator Habitat, No Local TSP	No	\$5,054.93
Burt	157	Nutrient Management Design and Implementation Activity	Nutrient Management, 101 to 300 Acres and No Manure	No	\$3,362.84
Burt	157	Nutrient Management Design and Implementation Activity	HU-Nutrient Management, 101 to 300 Acres and No Manure	No	\$4,035.41
Burt	157	Nutrient Management Design and Implementation Activity	Nutrient Management, 101 to 300 Acres Fertilizer and Manure	No	\$5,884.96
Burt	157	Nutrient Management Design and Implementation Activity	HU-Nutrient Management, 101 to 300 Acres Fertilizer and Manure	No	\$7,061.96

<b>County</b>	<b>Code</b>	<b>Practice</b>	<b>Component</b>	<b>Units</b>	<b>Unit Cost</b>
Burt	157	Nutrient Management Design and Implementation Activity	Nutrient Management, Greater Than 300 Acres and No Manure	No	\$4,203.55
Burt	157	Nutrient Management Design and Implementation Activity	HU-Nutrient Management, Greater Than 300 Acres and No Manure	No	\$5,044.26
Burt	157	Nutrient Management Design and Implementation Activity	Nutrient Management, Greater Than 300 Acres Fertilizer and Manure	No	\$7,146.03
Burt	157	Nutrient Management Design and Implementation Activity	HU-Nutrient Management, Greater Than 300 Acres Fertilizer and Manure	No	\$8,575.24
Burt	157	Nutrient Management Design and Implementation Activity	Nutrient Management, Less Than or Equal to 100 Acres and No Manure	No	\$2,522.12
Burt	157	Nutrient Management Design and Implementation Activity	HU-Nutrient Management, Less Than or Equal to 100 Acres and No Manure	No	\$3,026.55
Burt	157	Nutrient Management Design and Implementation Activity	Nutrient Management, Less Than or Equal to 100 Acres Fertilizer and Manure	No	\$4,203.55
Burt	157	Nutrient Management Design and Implementation Activity	HU-Nutrient Management, Less Than or Equal to 100 Acres Fertilizer and Manure	No	\$5,044.26
Burt	158	Feed Management Design	Feed Management Plan	No	\$3,362.84
Burt	158	Feed Management Design	HU-Feed Management Plan	No	\$4,035.41
Burt	159	Grazing Management Design	Grazed Lands, 1,501 to 5,000 Acres	No	\$2,223.88
Burt	159	Grazing Management Design	HU-Grazed Lands, 1,501 to 5,000 Acres	No	\$2,668.66
Burt	159	Grazing Management Design	Grazed Lands, 101 to 500 Acres	No	\$1,588.48
Burt	159	Grazing Management Design	HU-Grazed Lands, 101 to 500 Acres	No	\$1,906.18
Burt	159	Grazing Management Design	Grazed Lands, 5,001 to 10,000 Acres	No	\$2,541.58
Burt	159	Grazing Management Design	HU-Grazed Lands, 5,001 to 10,000 Acres	No	\$3,049.90
Burt	159	Grazing Management Design	Grazed Lands, 501 to 1,500 Acres	No	\$1,906.18
Burt	159	Grazing Management Design	HU-Grazed Lands, 501 to 1,500 Acres	No	\$2,287.43
Burt	159	Grazing Management Design	Grazed Lands, Greater Than 10,000 Acres	No	\$2,859.28
Burt	159	Grazing Management Design	HU-Grazed Lands, Greater Than 10,000 Acres	No	\$3,431.13
Burt	159	Grazing Management Design	Grazed Lands, Less Than or Equal to 100 Acres	No	\$1,270.79
Burt	159	Grazing Management Design	HU-Grazed Lands, Less Than or Equal to 100 Acres	No	\$1,524.95

County	Code	Practice	Component	Units	Unit Cost
Burt	160	Prescribed Burning Design	Burn Implementation, 101 to 250 Acres	No	\$1,606.66
Burt	160	Prescribed Burning Design	HU-Burn Implementation, 101 to 250 Acres	No	\$1,927.99
Burt	160	Prescribed Burning Design	Burn Implementation, 21 to 100 Acres	No	\$1,285.33
Burt	160	Prescribed Burning Design	HU-Burn Implementation, 21 to 100 Acres	No	\$1,542.39
Burt	160	Prescribed Burning Design	Burn Implementation, 251 to 500 Acres	No	\$1,927.99
Burt	160	Prescribed Burning Design	HU-Burn Implementation, 251 to 500 Acres	No	\$2,313.60
Burt	160	Prescribed Burning Design	Burn Implementation, 501 to 1,000 Acres	No	\$2,570.65
Burt	160	Prescribed Burning Design	HU-Burn Implementation, 501 to 1,000 Acres	No	\$3,084.79
Burt	160	Prescribed Burning Design	Burn Implementation, Greater Than 1,000 Acres	No	\$3,855.99
Burt	160	Prescribed Burning Design	HU-Burn Implementation, Greater Than 1,000 Acres	No	\$4,627.18
Burt	160	Prescribed Burning Design	Burn Implementation, Less Than or Equal to 20 Acres	No	\$964.00
Burt	160	Prescribed Burning Design	HU-Burn Implementation, Less Than or Equal to 20 Acres	No	\$1,156.79
Burt	161	Pest Management Conservation System Design	High Complexity Conservation Practices, Greater Than or Equal to Five	No	\$6,454.48
Burt	161	Pest Management Conservation System Design	HU-High Complexity Conservation Practices, Greater Than or Equal to Five	No	\$7,745.38
Burt	161	Pest Management Conservation System Design	High Complexity Conservation Practices, One to Four	No	\$5,234.33
Burt	161	Pest Management Conservation System Design	HU-High Complexity Conservation Practices, One to Four	No	\$6,281.19
Burt	161	Pest Management Conservation System Design	Low Complexity Conservation Practices, Greater Than or Equal to Five	No	\$3,686.44
Burt	161	Pest Management Conservation System Design	HU-Low Complexity Conservation Practices, Greater Than or Equal to Five	No	\$4,423.73
Burt	161	Pest Management Conservation System Design	Low Complexity Conservation Practices, One to Four	No	\$2,466.29
Burt	161	Pest Management Conservation System Design	HU-Low Complexity Conservation Practices, One to Four	No	\$2,959.55
Burt	162	Soil Health Management System Design	Crops and Livestock Soil Health Management, Greater Than or Equal to Five Units	No	\$4,203.55
Burt	162	Soil Health Management System Design	HU-Crops and Livestock Soil Health Management, Greater Than or Equal to Five Units	No	\$5,044.26
Burt	162	Soil Health Management System Design	Crops and Livestock Soil Health Management, Less Than Five Units	No	\$3,362.84
Burt	162	Soil Health Management System Design	HU-Crops and Livestock Soil Health Management, Less Than Five Units	No	\$4,035.41
Burt	162	Soil Health Management System Design	Crops Soil Health Management, Greater Than or Equal to Five Units	No	\$3,867.26
Burt	162	Soil Health Management System Design	HU-Crops Soil Health Management, Greater Than or Equal to Five Units	No	\$4,640.71

County	Code	Practice	Component	Units	Unit Cost
Burt	162	Soil Health Management System Design	Crops Soil Health Management, Less Than Five Units	No	\$3,194.69
Burt	162	Soil Health Management System Design	HU-Crops Soil Health Management, Less Than Five Units	No	\$3,833.63
Burt	162	Soil Health Management System Design	Organic Crops and Livestock Soil Health Management, Greater Than or Equal to Five Units	No	\$6,725.67
Burt	162	Soil Health Management System Design	HU-Organic Crops and Livestock Soil Health Management, Greater Than or Equal to Five Units	No	\$8,070.81
Burt	162	Soil Health Management System Design	Organic Crops and Livestock Soil Health Management, Less Than Five Units	No	\$5,380.53
Burt	162	Soil Health Management System Design	HU-Organic Crops and Livestock Soil Health Management, Less Than Five Units	No	\$6,456.64
Burt	162	Soil Health Management System Design	Organic Crops Soil Health Management, Greater Than or Equal to Five Units	No	\$5,044.26
Burt	162	Soil Health Management System Design	HU-Organic Crops Soil Health Management, Greater Than or Equal to Five Units	No	\$6,053.10
Burt	162	Soil Health Management System Design	Organic Crops Soil Health Management, Less Than Five Units	No	\$3,699.12
Burt	162	Soil Health Management System Design	HU-Organic Crops Soil Health Management, Less Than Five Units	No	\$4,438.95
Burt	162	Soil Health Management System Design	Small Farm, Less Than or Equal to 10 Acres	No	\$2,522.12
Burt	162	Soil Health Management System Design	HU-Small Farm, Less Than or Equal to 10 Acres	No	\$3,026.55
Burt	163	Irrigation Water Management Design	Designs with Pump Test, Greater Than or Equal to Three	No	\$10,051.64
Burt	163	Irrigation Water Management Design	HU-Designs with Pump Test, Greater Than or Equal to Three	No	\$12,061.97
Burt	163	Irrigation Water Management Design	Designs with Pump Test, One to Two	No	\$6,336.05
Burt	163	Irrigation Water Management Design	HU-Designs with Pump Test, One to Two	No	\$7,603.25
Burt	163	Irrigation Water Management Design	Designs without Pump Test, Greater Than or Equal to Three	No	\$8,674.15
Burt	163	Irrigation Water Management Design	HU-Designs without Pump Test, Greater Than or Equal to Three	No	\$10,408.98
Burt	163	Irrigation Water Management Design	Designs without Pump Test, One to Two	No	\$5,323.00
Burt	163	Irrigation Water Management Design	HU-Designs without Pump Test, One to Two	No	\$6,387.59
Burt	164	Improved Management of Drainage Water Design	Designs with No Tile Map, Greater Than or Equal to Three	No	\$8,896.29
Burt	164	Improved Management of Drainage Water Design	HU-Designs with No Tile Map, Greater Than or Equal to Three	No	\$10,675.55
Burt	164	Improved Management of Drainage Water Design	Designs with No Tile Map, One to Two	No	\$7,077.43
Burt	164	Improved Management of Drainage Water Design	HU-Designs with No Tile Map, One to Two	No	\$8,492.92

County	Code	Practice	Component	Units	Unit Cost
Burt	164	Improved Management of Drainage Water Design	Designs with Tile Map, Greater Than or Equal to Three	No	\$8,167.43
Burt	164	Improved Management of Drainage Water Design	HU-Designs with Tile Map, Greater Than or Equal to Three	No	\$9,800.91
Burt	164	Improved Management of Drainage Water Design	Designs with Tile Map, One to Two	No	\$5,195.98
Burt	164	Improved Management of Drainage Water Design	HU-Designs with Tile Map, One to Two	No	\$6,235.17
Burt	165	Forest Management Practice Design	Nonindustrial Private Forest, 101 to 250 Acres	No	\$771.20
Burt	165	Forest Management Practice Design	HU-Nonindustrial Private Forest, 101 to 250 Acres	No	\$925.44
Burt	165	Forest Management Practice Design	Nonindustrial Private Forest, 21 to 100 Acres	No	\$514.13
Burt	165	Forest Management Practice Design	HU-Nonindustrial Private Forest, 21 to 100 Acres	No	\$616.95
Burt	165	Forest Management Practice Design	Nonindustrial Private Forest, 251 to 500 Acres	No	\$1,028.26
Burt	165	Forest Management Practice Design	HU-Nonindustrial Private Forest, 251 to 500 Acres	No	\$1,233.92
Burt	165	Forest Management Practice Design	Nonindustrial Private Forest, 501 to 1,000 Acres	No	\$1,221.06
Burt	165	Forest Management Practice Design	HU-Nonindustrial Private Forest, 501 to 1,000 Acres	No	\$1,465.27
Burt	165	Forest Management Practice Design	Nonindustrial Private Forest, Greater Than 1,000 Acres	No	\$1,478.13
Burt	165	Forest Management Practice Design	HU-Nonindustrial Private Forest, Greater Than 1,000 Acres	No	\$1,773.76
Burt	165	Forest Management Practice Design	Nonindustrial Private Forest, Less Than or Equal to 20 Acres	No	\$321.33
Burt	165	Forest Management Practice Design	HU-Nonindustrial Private Forest, Less Than or Equal to 20 Acres	No	\$385.60
Burt	199	Conservation Plan	One Land Use, 10 to 199 Acres	No	\$3,210.29
Burt	199	Conservation Plan	HU-One Land Use, 10 to 199 Acres	No	\$3,852.35
Burt	199	Conservation Plan	One Land Use, 200 to 1,000 Acres	No	\$4,728.77
Burt	199	Conservation Plan	HU-One Land Use, 200 to 1,000 Acres	No	\$5,674.52
Burt	199	Conservation Plan	One Land Use, Greater Than 1,000 Acres	No	\$6,293.57
Burt	199	Conservation Plan	HU-One Land Use, Greater Than 1,000 Acres	No	\$7,552.28
Burt	199	Conservation Plan	Small Farm	No	\$2,532.52
Burt	199	Conservation Plan	HU-Small Farm	No	\$3,039.03
Burt	199	Conservation Plan	Three or More Land Uses, 10 to 199 Acres	No	\$6,293.57
Burt	199	Conservation Plan	HU-Three or More Land Uses, 10 to 199 Acres	No	\$7,552.28
Burt	199	Conservation Plan	Three or More Land Uses, 200 to 1,000 Acres	No	\$7,667.06

County	Code	Practice	Component	Units	Unit Cost
Burt	199	Conservation Plan	HU-Three or More Land Uses, 200 to 1,000 Acres	No	\$9,200.47
Burt	199	Conservation Plan	Three or More Land Uses, Greater Than 1,000 Acres	No	\$8,849.25
Burt	199	Conservation Plan	HU-Three or More Land Uses, Greater Than 1,000 Acres	No	\$10,619.10
Burt	199	Conservation Plan	Two Land Uses, 10 to 199 Acres	No	\$4,728.77
Burt	199	Conservation Plan	HU-Two Land Uses, 10 to 199 Acres	No	\$5,674.52
Burt	199	Conservation Plan	Two Land Uses, 200 to 1,000 Acres	No	\$6,293.57
Burt	199	Conservation Plan	HU-Two Land Uses, 200 to 1,000 Acres	No	\$7,552.28
Burt	199	Conservation Plan	Two Land Uses, Greater Than 1,000 Acres	No	\$7,667.06
Burt	199	Conservation Plan	HU-Two Land Uses, Greater Than 1,000 Acres	No	\$9,200.47
Burt	201	Edge-of-Field Water Quality Monitoring-Data Collection and Evaluation	Discrete Sampling, Single Parameter, Additional Year	No	\$4,614.10
Burt	201	Edge-of-Field Water Quality Monitoring-Data Collection and Evaluation	HU-Discrete Sampling, Single Parameter, Additional Year	No	\$5,536.92
Burt	201	Edge-of-Field Water Quality Monitoring-Data Collection and Evaluation	Discrete Sampling, Single Parameter, Year One	No	\$5,608.14
Burt	201	Edge-of-Field Water Quality Monitoring-Data Collection and Evaluation	HU-Discrete Sampling, Single Parameter, Year One	No	\$6,729.77
Burt	201	Edge-of-Field Water Quality Monitoring-Data Collection and Evaluation	Surface Last Year	No	\$21,310.11
Burt	201	Edge-of-Field Water Quality Monitoring-Data Collection and Evaluation	HU-Surface Last Year	No	\$25,572.14
Burt	201	Edge-of-Field Water Quality Monitoring-Data Collection and Evaluation	Surface Last Year, Two Treatment Sites	No	\$30,769.12
Burt	201	Edge-of-Field Water Quality Monitoring-Data Collection and Evaluation	HU-Surface Last Year, Two Treatment Sites	No	\$36,922.94
Burt	201	Edge-of-Field Water Quality Monitoring-Data Collection and Evaluation	Surface Year One and Less Quality Assurance Project Plan, Two Treatment Sites	No	\$25,798.90
Burt	201	Edge-of-Field Water Quality Monitoring-Data Collection and Evaluation	HU-Surface Year One and Less Quality Assurance Project Plan, Two Treatment Sites	No	\$30,958.68
Burt	201	Edge-of-Field Water Quality Monitoring-Data Collection and Evaluation	Surface Year One Plus, No Quality Assurance Project Plan	No	\$17,996.63

<b>County</b>	<b>Code</b>	<b>Practice</b>	<b>Component</b>	<b>Units</b>	<b>Unit Cost</b>
Burt	201	Edge-of-Field Water Quality Monitoring-Data Collection and Evaluation	HU-Surface Year One Plus, No Quality Assurance Project Plan	No	\$21,595.96
Burt	201	Edge-of-Field Water Quality Monitoring-Data Collection and Evaluation	Surface Year One Quality Assurance Project Plan	No	\$24,292.24
Burt	201	Edge-of-Field Water Quality Monitoring-Data Collection and Evaluation	HU-Surface Year One Quality Assurance Project Plan	No	\$29,150.69
Burt	201	Edge-of-Field Water Quality Monitoring-Data Collection and Evaluation	Surface Year One Quality Assurance Project Plan, Two Treatment Sites	No	\$33,585.57
Burt	201	Edge-of-Field Water Quality Monitoring-Data Collection and Evaluation	HU-Surface Year One Quality Assurance Project Plan, Two Treatment Sites	No	\$40,302.69
Burt	201	Edge-of-Field Water Quality Monitoring-Data Collection and Evaluation	Tile Last Year	No	\$47,455.94
Burt	201	Edge-of-Field Water Quality Monitoring-Data Collection and Evaluation	HU-Tile Last Year	No	\$56,947.12
Burt	201	Edge-of-Field Water Quality Monitoring-Data Collection and Evaluation	Tile Last Year, Two Treatment Sites	No	\$67,994.44
Burt	201	Edge-of-Field Water Quality Monitoring-Data Collection and Evaluation	HU-Tile Last Year, Two Treatment Sites	No	\$81,593.33
Burt	201	Edge-of-Field Water Quality Monitoring-Data Collection and Evaluation	Tile Year One and Less Quality Assurance Project Plan, Two Treatment Sites	No	\$63,024.22
Burt	201	Edge-of-Field Water Quality Monitoring-Data Collection and Evaluation	HU-Tile Year One and Less Quality Assurance Project Plan, Two Treatment Sites	No	\$75,629.06
Burt	201	Edge-of-Field Water Quality Monitoring-Data Collection and Evaluation	Tile Year One Plus, No Quality Assurance Project Plan	No	\$44,142.46
Burt	201	Edge-of-Field Water Quality Monitoring-Data Collection and Evaluation	HU-Tile Year One Plus, No Quality Assurance Project Plan	No	\$52,970.94
Burt	201	Edge-of-Field Water Quality Monitoring-Data Collection and Evaluation	Tile Year One, Quality Assurance Project Plan	No	\$50,438.07
Burt	201	Edge-of-Field Water Quality Monitoring-Data Collection and Evaluation	HU-Tile Year One, Quality Assurance Project Plan	No	\$60,525.68
Burt	202	Edge-of-Field Water Quality Monitoring-System Installation	Above and Below System, Cold Climate	No	\$34,627.60
Burt	202	Edge-of-Field Water Quality Monitoring-System Installation	HU-Above and Below System, Cold Climate	No	\$41,553.13

<b>County</b>	<b>Code</b>	<b>Practice</b>	<b>Component</b>	<b>Units</b>	<b>Unit Cost</b>
Burt	202	Edge-of-Field Water Quality Monitoring-System Installation	Above and Below System, Warm Climate	No	\$31,540.76
Burt	202	Edge-of-Field Water Quality Monitoring-System Installation	HU-Above and Below System, Warm Climate	No	\$37,848.91
Burt	202	Edge-of-Field Water Quality Monitoring-System Installation	Retrofit, Above Three	No	\$18,827.42
Burt	202	Edge-of-Field Water Quality Monitoring-System Installation	HU-Retrofit, Above Three	No	\$22,592.90
Burt	202	Edge-of-Field Water Quality Monitoring-System Installation	Retrofit, One	No	\$2,585.84
Burt	202	Edge-of-Field Water Quality Monitoring-System Installation	HU-Retrofit, One	No	\$3,103.01
Burt	202	Edge-of-Field Water Quality Monitoring-System Installation	Retrofit, Surface or Subsurface, One	No	\$3,296.48
Burt	202	Edge-of-Field Water Quality Monitoring-System Installation	HU-Retrofit, Surface or Subsurface, One	No	\$3,955.77
Burt	202	Edge-of-Field Water Quality Monitoring-System Installation	Retrofit, Three	No	\$10,677.90
Burt	202	Edge-of-Field Water Quality Monitoring-System Installation	HU-Retrofit, Three	No	\$12,813.48
Burt	202	Edge-of-Field Water Quality Monitoring-System Installation	Retrofit, Two	No	\$7,736.70
Burt	202	Edge-of-Field Water Quality Monitoring-System Installation	HU-Retrofit, Two	No	\$9,284.04
Burt	202	Edge-of-Field Water Quality Monitoring-System Installation	Surface	No	\$22,532.39
Burt	202	Edge-of-Field Water Quality Monitoring-System Installation	HU-Surface	No	\$27,038.87
Burt	202	Edge-of-Field Water Quality Monitoring-System Installation	Surface, Cold Climate	No	\$23,093.31
Burt	202	Edge-of-Field Water Quality Monitoring-System Installation	HU-Surface, Cold Climate	No	\$27,711.97
Burt	202	Edge-of-Field Water Quality Monitoring-System Installation	Tile	No	\$31,589.11

County	Code	Practice	Component	Units	Unit Cost
Burt	202	Edge-of-Field Water Quality Monitoring-System Installation	HU-Tile	No	\$37,906.93
Burt	202	Edge-of-Field Water Quality Monitoring-System Installation	Tile, Cold Climate	No	\$31,589.11
Burt	202	Edge-of-Field Water Quality Monitoring-System Installation	HU-Tile, Cold Climate	No	\$37,906.93
Burt	204	Adaptive Management for Soil Health	Basic	No	\$2,074.57
Burt	204	Adaptive Management for Soil Health	HU-Basic	No	\$2,489.47
Burt	204	Adaptive Management for Soil Health	Basic with Soil Health Test	No	\$2,904.13
Burt	204	Adaptive Management for Soil Health	HU-Basic with Soil Health Test	No	\$3,484.95
Burt	206	Feed and Forage Analysis	Nutrient Composition Analysis	No	\$1,604.09
Burt	206	Feed and Forage Analysis	HU-Nutrient Composition Analysis	No	\$1,924.91
Burt	207	Site Assessment and Soil Testing for Contaminants Activity	Low Risk Sites	kSqFt	\$174.11
Burt	207	Site Assessment and Soil Testing for Contaminants Activity	HU-Low Risk Sites	kSqFt	\$208.93
Burt	207	Site Assessment and Soil Testing for Contaminants Activity	Site Evaluation	No	\$3,243.09
Burt	207	Site Assessment and Soil Testing for Contaminants Activity	HU-Site Evaluation	No	\$3,891.70
Burt	207	Site Assessment and Soil Testing for Contaminants Activity	Site Evaluation and Testing for Soil Contaminants	No	\$9,729.26
Burt	207	Site Assessment and Soil Testing for Contaminants Activity	HU-Site Evaluation and Testing for Soil Contaminants	No	\$11,675.10
Burt	207	Site Assessment and Soil Testing for Contaminants Activity	Soil Testing, Subsurface Investigation	No	\$6,486.17
Burt	207	Site Assessment and Soil Testing for Contaminants Activity	HU-Soil Testing, Subsurface Investigation	No	\$7,783.41
Burt	209	PFAS Testing in Water or Soil	High Complexity, Multiple Samples	No	\$773.77
Burt	209	PFAS Testing in Water or Soil	HU-High Complexity, Multiple Samples	No	\$928.51
Burt	209	PFAS Testing in Water or Soil	Low Complexity, Multiple Samples	No	\$641.22

<b>County</b>	<b>Code</b>	<b>Practice</b>	<b>Component</b>	<b>Units</b>	<b>Unit Cost</b>
Burt	209	PFAS Testing in Water or Soil	HU-Low Complexity, Multiple Samples	No	\$769.47
Burt	209	PFAS Testing in Water or Soil	Low Complexity, Single Sample	No	\$906.31
Burt	209	PFAS Testing in Water or Soil	HU-Low Complexity, Single Sample	No	\$1,087.57
Burt	216	Soil Health Testing	Basic	No	\$493.30
Burt	216	Soil Health Testing	HU-Basic	No	\$591.97
Burt	216	Soil Health Testing	Basic and Single Indicator	No	\$631.76
Burt	216	Soil Health Testing	HU-Basic and Single Indicator	No	\$758.12
Burt	216	Soil Health Testing	Minimal Suite	No	\$597.60
Burt	216	Soil Health Testing	HU-Minimal Suite	No	\$717.12
Burt	216	Soil Health Testing	Minimal Suite and Single Indicator	No	\$736.06
Burt	216	Soil Health Testing	HU-Minimal Suite and Single Indicator	No	\$883.27
Burt	216	Soil Health Testing	Single Indicator	No	\$320.68
Burt	216	Soil Health Testing	HU-Single Indicator	No	\$384.81
Burt	217	Soil and Source Testing for Nutrient Management	Acidic or Alkaline Soil Testing	No	\$187.51
Burt	217	Soil and Source Testing for Nutrient Management	HU-Acidic or Alkaline Soil Testing	No	\$225.01
Burt	217	Soil and Source Testing for Nutrient Management	Manure or Compost	No	\$825.64
Burt	217	Soil and Source Testing for Nutrient Management	HU-Manure or Compost	No	\$990.77
Burt	217	Soil and Source Testing for Nutrient Management	Soil Test with Organic Nutrients, Less Than or Equal to One Acre	No	\$358.74
Burt	217	Soil and Source Testing for Nutrient Management	HU-Soil Test with Organic Nutrients, Less Than or Equal to One Acre	No	\$430.49
Burt	217	Soil and Source Testing for Nutrient Management	Soil Testing	No	\$722.75
Burt	217	Soil and Source Testing for Nutrient Management	HU-Soil Testing	No	\$867.29
Burt	217	Soil and Source Testing for Nutrient Management	Soil Testing, Small Production Beds	No	\$464.27
Burt	217	Soil and Source Testing for Nutrient Management	HU-Soil Testing, Small Production Beds	No	\$557.13
Burt	217	Soil and Source Testing for Nutrient Management	Water Sampling	No	\$530.47
Burt	217	Soil and Source Testing for Nutrient Management	HU-Water Sampling	No	\$636.56
Burt	217	Soil and Source Testing for Nutrient Management	Zone or Grid Soil Testing	No	\$1,690.23
Burt	217	Soil and Source Testing for Nutrient Management	HU-Zone or Grid Soil Testing	No	\$2,028.28

County	Code	Practice	Component	Units	Unit Cost
Burt	218	Carbon Sequestration and Greenhouse Gas Mitigation Assessment	High Complexity	No	\$1,325.39
Burt	218	Carbon Sequestration and Greenhouse Gas Mitigation Assessment	HU-High Complexity	No	\$1,590.47
Burt	218	Carbon Sequestration and Greenhouse Gas Mitigation Assessment	Low Complexity	No	\$662.70
Burt	218	Carbon Sequestration and Greenhouse Gas Mitigation Assessment	HU-Low Complexity	No	\$795.24
Burt	218	Carbon Sequestration and Greenhouse Gas Mitigation Assessment	Medium Complexity	No	\$994.04
Burt	218	Carbon Sequestration and Greenhouse Gas Mitigation Assessment	HU-Medium Complexity	No	\$1,192.85
Burt	219	Prescribed Grazing Conservation Evaluation and Monitoring Activity	Grazed Lands, 1,501 to 5,000 Acres	No	\$2,779.85
Burt	219	Prescribed Grazing Conservation Evaluation and Monitoring Activity	HU-Grazed Lands, 1,501 to 5,000 Acres	No	\$3,335.83
Burt	219	Prescribed Grazing Conservation Evaluation and Monitoring Activity	Grazed Lands, 101 to 500 Acres	No	\$1,191.37
Burt	219	Prescribed Grazing Conservation Evaluation and Monitoring Activity	HU-Grazed Lands, 101 to 500 Acres	No	\$1,429.63
Burt	219	Prescribed Grazing Conservation Evaluation and Monitoring Activity	Grazed Lands, 5,001 to 10,000 Acres	No	\$3,574.10
Burt	219	Prescribed Grazing Conservation Evaluation and Monitoring Activity	HU-Grazed Lands, 5,001 to 10,000 Acres	No	\$4,288.91
Burt	219	Prescribed Grazing Conservation Evaluation and Monitoring Activity	Grazed Lands, 501 to 1,500 Acres	No	\$1,985.61
Burt	219	Prescribed Grazing Conservation Evaluation and Monitoring Activity	HU-Grazed Lands, 501 to 1,500 Acres	No	\$2,382.73
Burt	219	Prescribed Grazing Conservation Evaluation and Monitoring Activity	Grazed Lands, Greater Than 10,000 Acres	No	\$4,765.46
Burt	219	Prescribed Grazing Conservation Evaluation and Monitoring Activity	HU-Grazed Lands, Greater Than 10,000 Acres	No	\$5,718.56
Burt	219	Prescribed Grazing Conservation Evaluation and Monitoring Activity	Grazed Lands, Less Than or Equal to 100 Acres	No	\$794.25

<b>County</b>	<b>Code</b>	<b>Practice</b>	<b>Component</b>	<b>Units</b>	<b>Unit Cost</b>
Burt	219	Prescribed Grazing Conservation Evaluation and Monitoring Activity	HU-Grazed Lands, Less Than or Equal to 100 Acres	No	\$953.10
Burt	221	Soil Organic Carbon Stock Monitoring	Citizen Science	No	\$5,464.29
Burt	221	Soil Organic Carbon Stock Monitoring	HU-Citizen Science	No	\$6,557.16
Burt	221	Soil Organic Carbon Stock Monitoring	Soil Carbon Stock Sampling	No	\$3,718.64
Burt	221	Soil Organic Carbon Stock Monitoring	HU-Soil Carbon Stock Sampling	No	\$4,462.36
Burt	222	Indigenous Stewardship Methods Evaluation	Indigenous Knowledge, 1,001 to 3,000 Acres	No	\$17,492.47
Burt	222	Indigenous Stewardship Methods Evaluation	HU- Indigenous Knowledge, 1,001 to 3,000 Acres	No	\$20,990.95
Burt	222	Indigenous Stewardship Methods Evaluation	Indigenous Knowledge, 11 to 300 Acres	No	\$7,189.53
Burt	222	Indigenous Stewardship Methods Evaluation	HU- Indigenous Knowledge, 11 to 300 Acres	No	\$8,627.44
Burt	222	Indigenous Stewardship Methods Evaluation	Indigenous Knowledge, 301 to 1,000 Acres	No	\$13,188.71
Burt	222	Indigenous Stewardship Methods Evaluation	HU- Indigenous Knowledge, 301 to 1,000 Acres	No	\$15,826.45
Burt	222	Indigenous Stewardship Methods Evaluation	Indigenous Knowledge, Less Than or Equal to 10 Acres	No	\$5,428.80
Burt	222	Indigenous Stewardship Methods Evaluation	HU- Indigenous Knowledge, Less Than or Equal to 10 Acres	No	\$6,514.55
Burt	223	Forest Management Assessment	Nonindustrial Private Forest, 101 to 250 Acres	No	\$2,313.60
Burt	223	Forest Management Assessment	HU-Nonindustrial Private Forest, 101 to 250 Acres	No	\$2,776.31
Burt	223	Forest Management Assessment	Nonindustrial Private Forest, 21 to 100 Acres	No	\$1,221.06
Burt	223	Forest Management Assessment	HU-Nonindustrial Private Forest, 21 to 100 Acres	No	\$1,465.27
Burt	223	Forest Management Assessment	Nonindustrial Private Forest, 251 to 500 Acres	No	\$3,470.39
Burt	223	Forest Management Assessment	HU-Nonindustrial Private Forest, 251 to 500 Acres	No	\$4,164.47
Burt	223	Forest Management Assessment	Nonindustrial Private Forest, 501 to 1,000 Acres	No	\$4,370.11
Burt	223	Forest Management Assessment	HU-Nonindustrial Private Forest, 501 to 1,000 Acres	No	\$5,244.14
Burt	223	Forest Management Assessment	Nonindustrial Private Forest, Greater Than 1,000 Acres	No	\$5,848.24
Burt	223	Forest Management Assessment	HU-Nonindustrial Private Forest, Greater Than 1,000 Acres	No	\$7,017.89
Burt	223	Forest Management Assessment	Nonindustrial Private Forest, Less Than or Equal to 20 Acres	No	\$642.67
Burt	223	Forest Management Assessment	HU-Nonindustrial Private Forest, Less Than or Equal to 20 Acres	No	\$771.20
Burt	224	Aquifer Flow Test	Aquifer Testing	No	\$1,812.39

<b>County</b>	<b>Code</b>	<b>Practice</b>	<b>Component</b>	<b>Units</b>	<b>Unit Cost</b>
Burt	224	Aquifer Flow Test	HU-Aquifer Testing	No	\$2,174.88
Burt	226	Waste Facility Site Suitability and Feasibility Assessment	Dairy Livestock Operations, Onsite Evaluation for Planned Storage	No	\$3,600.12
Burt	226	Waste Facility Site Suitability and Feasibility Assessment	HU-Dairy Livestock Operations, Onsite Evaluation for Planned Storage	No	\$4,320.14
Burt	226	Waste Facility Site Suitability and Feasibility Assessment	Non-Dairy Livestock Operations, Onsite Evaluation for Planned Storage	No	\$2,578.04
Burt	226	Waste Facility Site Suitability and Feasibility Assessment	HU-Non-Dairy Livestock Operations, Onsite Evaluation for Planned Storage	No	\$3,093.65
Burt	227	Evaluation of Existing Waste Storage Facility Components	Livestock Operation, Greater Than Five Components	No	\$4,527.83
Burt	227	Evaluation of Existing Waste Storage Facility Components	HU-Livestock Operation, Greater Than Five Components	No	\$5,433.40
Burt	227	Evaluation of Existing Waste Storage Facility Components	Livestock Operation, One to Two Components	No	\$2,964.50
Burt	227	Evaluation of Existing Waste Storage Facility Components	HU-Livestock Operation, One to Two Components	No	\$3,557.40
Burt	227	Evaluation of Existing Waste Storage Facility Components	Livestock Operation, Three to Five Components	No	\$3,502.94
Burt	227	Evaluation of Existing Waste Storage Facility Components	HU-Livestock Operation, Three to Five Components	No	\$4,203.53
Burt	228	Agricultural Energy Assessment	Large, Greater Than or Equal to Four Enterprises	No	\$7,702.42
Burt	228	Agricultural Energy Assessment	HU-Large, Greater Than or Equal to Four Enterprises	No	\$9,242.90
Burt	228	Agricultural Energy Assessment	Large, One Enterprise	No	\$3,881.51
Burt	228	Agricultural Energy Assessment	HU-Large, One Enterprise	No	\$4,657.81
Burt	228	Agricultural Energy Assessment	Large, Three Enterprises	No	\$6,428.78
Burt	228	Agricultural Energy Assessment	HU-Large, Three Enterprises	No	\$7,714.54
Burt	228	Agricultural Energy Assessment	Large, Two Enterprises	No	\$5,155.15
Burt	228	Agricultural Energy Assessment	HU-Large, Two Enterprises	No	\$6,186.18
Burt	228	Agricultural Energy Assessment	Medium, Greater Than or Equal to Four Enterprises	No	\$6,772.96
Burt	228	Agricultural Energy Assessment	HU-Medium, Greater Than or Equal to Four Enterprises	No	\$8,127.55

County	Code	Practice	Component	Units	Unit Cost
Burt	228	Agricultural Energy Assessment	Medium, One Enterprise	No	\$2,952.05
Burt	228	Agricultural Energy Assessment	HU-Medium, One Enterprise	No	\$3,542.46
Burt	228	Agricultural Energy Assessment	Medium, Three Enterprises	No	\$5,499.32
Burt	228	Agricultural Energy Assessment	HU-Medium, Three Enterprises	No	\$6,599.18
Burt	228	Agricultural Energy Assessment	Medium, Two Enterprises	No	\$4,225.68
Burt	228	Agricultural Energy Assessment	HU-Medium, Two Enterprises	No	\$5,070.82
Burt	228	Agricultural Energy Assessment	Small, Greater Than or Equal to Four Enterprises	No	\$6,005.65
Burt	228	Agricultural Energy Assessment	HU-Small, Greater Than or Equal to Four Enterprises	No	\$7,206.77
Burt	228	Agricultural Energy Assessment	Small, One Enterprise	No	\$2,184.74
Burt	228	Agricultural Energy Assessment	HU-Small, One Enterprise	No	\$2,621.69
Burt	228	Agricultural Energy Assessment	Small, Three Enterprises	No	\$4,732.01
Burt	228	Agricultural Energy Assessment	HU-Small, Three Enterprises	No	\$5,678.41
Burt	228	Agricultural Energy Assessment	Small, Two Enterprises	No	\$3,458.37
Burt	228	Agricultural Energy Assessment	HU-Small, Two Enterprises	No	\$4,150.05
Burt	297	Feral Swine Damage Assessment	Data Collection	No	\$1,214.77
Burt	297	Feral Swine Damage Assessment	HU-Data Collection	No	\$1,457.74
Burt	297	Feral Swine Damage Assessment	Observation	No	\$779.15
Burt	297	Feral Swine Damage Assessment	HU-Observation	No	\$934.98
Burt	309	Agrichemical Handling Facility	Concrete Storage and Pad	SqFt	\$14.40
Burt	309	Agrichemical Handling Facility	HU-Concrete Storage and Pad	SqFt	\$17.28
Burt	309	Agrichemical Handling Facility	Drum Pallet Containment and Pad	SqFt	\$19.45
Burt	309	Agrichemical Handling Facility	HU-Drum Pallet Containment and Pad	SqFt	\$23.33
Burt	309	Agrichemical Handling Facility	Fabricated Liquid Storage with Pad	SqFt	\$14.68
Burt	309	Agrichemical Handling Facility	HU-Fabricated Liquid Storage with Pad	SqFt	\$17.63
Burt	309	Agrichemical Handling Facility	Liquid Storage with Pad	SqFt	\$8.17
Burt	309	Agrichemical Handling Facility	HU-Liquid Storage with Pad	SqFt	\$9.80
Burt	311	Alley Cropping	Single Row	No	\$33.46

County	Code	Practice	Component	Units	Unit Cost
Burt	311	Alley Cropping	HU-Single Row	No	\$40.15
Burt	311	Alley Cropping	Single Row, Less Than or Equal to Five Acres	No	\$24.29
Burt	311	Alley Cropping	HU-Single Row, Less Than or Equal to Five Acres	No	\$29.14
Burt	311	Alley Cropping	Three Row Sets	Ac	\$752.33
Burt	311	Alley Cropping	HU-Three Row Sets	Ac	\$902.80
Burt	313	Waste Storage Facility	Above Ground Steel or Concrete Structure	Cu-Ft	\$3.11
Burt	313	Waste Storage Facility	HU-Above Ground Steel or Concrete Structure	Cu-Ft	\$3.74
Burt	313	Waste Storage Facility	Buried Concrete Tank, 15,000 to 110,000 Cubic Feet	Cu-Ft	\$2.51
Burt	313	Waste Storage Facility	HU-Buried Concrete Tank, 15,000 to 110,000 Cubic Feet	Cu-Ft	\$3.01
Burt	313	Waste Storage Facility	Buried Concrete Tank, Greater Than 110,000 Cubic Feet	Cu-Ft	\$2.49
Burt	313	Waste Storage Facility	HU-Buried Concrete Tank, Greater Than 110,000 Cubic Feet	Cu-Ft	\$2.98
Burt	313	Waste Storage Facility	Buried Concrete Tank, Less Than or Equal to 14,999 Cubic Feet	Cu-Ft	\$3.90
Burt	313	Waste Storage Facility	HU-Buried Concrete Tank, Less Than or Equal to 14,999 Cubic Feet	Cu-Ft	\$4.69
Burt	313	Waste Storage Facility	Composted Bedded Pack, Concrete Floor and Walls	SqFt	\$12.59
Burt	313	Waste Storage Facility	HU-Composted Bedded Pack, Concrete Floor and Walls	SqFt	\$15.11
Burt	313	Waste Storage Facility	Composted Bedded Pack, Concrete Walls and Apron with Earthen Floor	SqFt	\$7.54
Burt	313	Waste Storage Facility	HU-Composted Bedded Pack, Concrete Walls and Apron with Earthen Floor	SqFt	\$9.05
Burt	313	Waste Storage Facility	Composted Bedded Pack, Earthen Floor and Concrete Walls	SqFt	\$5.29
Burt	313	Waste Storage Facility	HU-Composted Bedded Pack, Earthen Floor and Concrete Walls	SqFt	\$6.34
Burt	313	Waste Storage Facility	Composted Bedded Pack, Earthen Floor and Wood Walls	SqFt	\$3.17
Burt	313	Waste Storage Facility	HU-Composted Bedded Pack, Earthen Floor and Wood Walls	SqFt	\$3.79
Burt	313	Waste Storage Facility	Dry Stack with Concrete Floor and No Walls	SqFt	\$8.40
Burt	313	Waste Storage Facility	HU-Dry Stack with Concrete Floor and No Walls	SqFt	\$10.08
Burt	313	Waste Storage Facility	Dry Stack with Concrete Floor and Walls	SqFt	\$10.98
Burt	313	Waste Storage Facility	HU-Dry Stack with Concrete Floor and Walls	SqFt	\$13.18
Burt	313	Waste Storage Facility	Earthen Storage, Greater Than 50,000 Cubic Feet	Cu-Ft	\$0.18
Burt	313	Waste Storage Facility	HU-Earthen Storage, Greater Than 50,000 Cubic Feet	Cu-Ft	\$0.22

County	Code	Practice	Component	Units	Unit Cost
Burt	313	Waste Storage Facility	Embankment Pond	Cu-Ft	\$0.06
Burt	313	Waste Storage Facility	HU-Embankment Pond	Cu-Ft	\$0.08
Burt	313	Waste Storage Facility	Excavated Pond	Cu-Ft	\$0.11
Burt	313	Waste Storage Facility	HU-Excavated Pond	Cu-Ft	\$0.14
Burt	314	Brush Management	Chemical Control, Riparian Area	Ac	\$332.76
Burt	314	Brush Management	HU-Chemical Control, Riparian Area	Ac	\$399.30
Burt	314	Brush Management	Chemical Control, Spot Application	Ac	\$39.21
Burt	314	Brush Management	HU-Chemical Control, Spot Application	Ac	\$47.06
Burt	314	Brush Management	Chemical Control, Upland Areas	Ac	\$23.32
Burt	314	Brush Management	HU-Chemical Control, Upland Areas	Ac	\$27.99
Burt	314	Brush Management	Manual Control, Difficult Terrain	Ac	\$790.12
Burt	314	Brush Management	HU-Manual Control, Difficult Terrain	Ac	\$948.14
Burt	314	Brush Management	Manual Control, Hand Application	Ac	\$64.80
Burt	314	Brush Management	HU-Manual Control, Hand Application	Ac	\$77.76
Burt	314	Brush Management	Mechanical and Chemical Control, Heavy Infestation	Ac	\$398.10
Burt	314	Brush Management	HU-Mechanical and Chemical Control, Heavy Infestation	Ac	\$477.72
Burt	314	Brush Management	Mechanical and Chemical Control, Low Infestation	Ac	\$59.02
Burt	314	Brush Management	HU-Mechanical and Chemical Control, Low Infestation	Ac	\$70.82
Burt	314	Brush Management	Mechanical and Chemical Control, Medium Infestation	Ac	\$141.95
Burt	314	Brush Management	HU-Mechanical and Chemical Control, Medium Infestation	Ac	\$170.35
Burt	314	Brush Management	Mechanical and Chemical Control, Severe Infestation	Ac	\$613.10
Burt	314	Brush Management	HU-Mechanical and Chemical Control, Severe Infestation	Ac	\$735.72
Burt	314	Brush Management	Mechanical Control, Less Than or Equal to One Acre	Ac	\$421.99
Burt	314	Brush Management	HU-Mechanical Control, Less Than or Equal to One Acre	Ac	\$506.40
Burt	315	Herbaceous Weed Treatment	Biological Control, Low Density	Ac	\$393.30
Burt	315	Herbaceous Weed Treatment	HU-Biological Control, Low Density	Ac	\$471.96
Burt	315	Herbaceous Weed Treatment	Chemical Control, Aerial Application	Ac	\$25.43

County	Code	Practice	Component	Units	Unit Cost
Burt	315	Herbaceous Weed Treatment	HU-Chemical Control, Aerial Application	Ac	\$30.52
Burt	315	Herbaceous Weed Treatment	Chemical Control, Ground or Aerial Application	Ac	\$17.09
Burt	315	Herbaceous Weed Treatment	HU-Chemical Control, Ground or Aerial Application	Ac	\$20.51
Burt	315	Herbaceous Weed Treatment	Chemical Control, Post-Emergent	Ac	\$55.75
Burt	315	Herbaceous Weed Treatment	HU-Chemical Control, Post-Emergent	Ac	\$66.89
Burt	315	Herbaceous Weed Treatment	Chemical Control, Spot Application	Ac	\$50.80
Burt	315	Herbaceous Weed Treatment	HU-Chemical Control, Spot Application	Ac	\$60.97
Burt	315	Herbaceous Weed Treatment	Chemical Control, Wetland Area	Ac	\$29.84
Burt	315	Herbaceous Weed Treatment	HU-Chemical Control, Wetland Area	Ac	\$35.81
Burt	315	Herbaceous Weed Treatment	Mechanical Control	Ac	\$11.31
Burt	315	Herbaceous Weed Treatment	HU-Mechanical Control	Ac	\$13.56
Burt	315	Herbaceous Weed Treatment	Mechanical Control, Less Than or Equal to One Acre	Ac	\$289.05
Burt	315	Herbaceous Weed Treatment	HU-Mechanical Control, Less Than or Equal to One Acre	Ac	\$346.86
Burt	315	Herbaceous Weed Treatment	Mechanical Control, Tree Establishment	Ac	\$290.50
Burt	315	Herbaceous Weed Treatment	HU-Mechanical Control, Tree Establishment	Ac	\$348.60
Burt	315	Herbaceous Weed Treatment	Multi-Year Control, Invasive Annual Grasses	Ac	\$74.89
Burt	315	Herbaceous Weed Treatment	HU-Multi-Year Control, Invasive Annual Grasses	Ac	\$89.87
Burt	316	Animal Mortality Facility	Incineration, 50 to 100 Cubic Feet	Cu-Ft	\$244.81
Burt	316	Animal Mortality Facility	HU-Incineration, 50 to 100 Cubic Feet	Cu-Ft	\$293.77
Burt	316	Animal Mortality Facility	In-Vessel-Rotary Drum, Greater Than or Equal to 700 Cubic Feet	Cu-Ft	\$60.35
Burt	316	Animal Mortality Facility	HU-In-Vessel-Rotary Drum, Greater Than or Equal to 700 Cubic Feet	Cu-Ft	\$72.41
Burt	316	Animal Mortality Facility	In-Vessel-Rotary Drum, Less Than 700 Cubic Feet	Cu-Ft	\$111.39
Burt	316	Animal Mortality Facility	HU-In-Vessel-Rotary Drum, Less Than 700 Cubic Feet	Cu-Ft	\$133.68
Burt	316	Animal Mortality Facility	Medium Animal, 10 to 50 Pounds	Lb/Day	\$165.95
Burt	316	Animal Mortality Facility	HU-Medium Animal, 10 to 50 Pounds	Lb/Day	\$199.14
Burt	316	Animal Mortality Facility	Rotary Drum, 270 to 523 Pounds of Daily Mortality	No	\$45,867.93
Burt	316	Animal Mortality Facility	HU-Rotary Drum, 270 to 523 Pounds of Daily Mortality	No	\$55,041.52

County	Code	Practice	Component	Units	Unit Cost
Burt	316	Animal Mortality Facility	Rotary Drum, Greater Than 523 Pounds per Day	No	\$62,427.03
Burt	316	Animal Mortality Facility	HU-Rotary Drum, Greater Than 523 Pounds per Day	No	\$74,912.44
Burt	316	Animal Mortality Facility	Small Animal, Less Than or Equal to 9 Pounds	Lb/Day	\$194.73
Burt	316	Animal Mortality Facility	HU-Small Animal, Less Than or Equal to 9 Pounds	Lb/Day	\$233.68
Burt	316	Animal Mortality Facility	Static Pile with Concrete Bins, Hydrant	SqFt	\$27.80
Burt	316	Animal Mortality Facility	HU-Static Pile with Concrete Bins, Hydrant	SqFt	\$33.36
Burt	316	Animal Mortality Facility	Static Pile with Concrete Pad	SqFt	\$6.97
Burt	316	Animal Mortality Facility	HU-Static Pile with Concrete Pad	SqFt	\$8.36
Burt	316	Animal Mortality Facility	Static Pile with Earthen Pad	SqFt	\$0.48
Burt	316	Animal Mortality Facility	HU-Static Pile with Earthen Pad	SqFt	\$0.57
Burt	316	Animal Mortality Facility	Static Pile with Wood Bins	SqFt	\$20.60
Burt	316	Animal Mortality Facility	HU-Static Pile with Wood Bins	SqFt	\$24.71
Burt	316	Animal Mortality Facility	Thermal Dehydration, Small Poultry	No	\$53,450.95
Burt	316	Animal Mortality Facility	HU-Thermal Dehydration, Small Poultry	No	\$64,141.13
Burt	317	Composting Facility	Concrete Floor and Walls	SqFt	\$17.87
Burt	317	Composting Facility	HU-Concrete Floor and Walls	SqFt	\$21.44
Burt	317	Composting Facility	Farm Pad and Bins	SqFt	\$58.63
Burt	317	Composting Facility	HU-Farm Pad and Bins	SqFt	\$70.35
Burt	317	Composting Facility	In-Vessel, Less Than 8 Cubic Yards	Cu-Ft	\$173.85
Burt	317	Composting Facility	HU-In-Vessel, Less Than 8 Cubic Yards	Cu-Ft	\$208.61
Burt	317	Composting Facility	Open Lot and Earthen Floor	SqFt	\$0.37
Burt	317	Composting Facility	HU-Open Lot and Earthen Floor	SqFt	\$0.44
Burt	319	On-Farm Secondary Containment Facility	Earthen Containment	CuYd	\$55.60
Burt	319	On-Farm Secondary Containment Facility	HU-Earthen Containment	CuYd	\$66.72
Burt	319	On-Farm Secondary Containment Facility	Polyvinyl Chloride Containment Basin	SqFt	\$49.26
Burt	319	On-Farm Secondary Containment Facility	HU-Polyvinyl Chloride Containment Basin	SqFt	\$59.11
Burt	319	On-Farm Secondary Containment Facility	Tank, Double-Wall	Gal	\$2.85

County	Code	Practice	Component	Units	Unit Cost
Burt	319	On-Farm Secondary Containment Facility	HU-Tank, Double-Wall	Gal	\$3.42
Burt	319	On-Farm Secondary Containment Facility	Wall, Concrete Containment	CuYd	\$1,536.23
Burt	319	On-Farm Secondary Containment Facility	HU-Wall, Concrete Containment	CuYd	\$1,843.47
Burt	320	Irrigation Canal or Lateral	Irrigation Canal	CuYd	\$2.12
Burt	320	Irrigation Canal or Lateral	HU-Irrigation Canal	CuYd	\$2.55
Burt	324	Deep Tillage	Depth, Greater Than 20 Inches	Ac	\$65.40
Burt	324	Deep Tillage	HU-Depth, Greater Than 20 Inches	Ac	\$78.49
Burt	324	Deep Tillage	Depth, Less Than 20 Inches	Ac	\$22.64
Burt	324	Deep Tillage	HU-Depth, Less Than 20 Inches	Ac	\$27.17
Burt	325	High Tunnel System	Gothic for Snow and Wind	SqFt	\$5.82
Burt	325	High Tunnel System	HU-Gothic for Snow and Wind	SqFt	\$6.99
Burt	325	High Tunnel System	Gothic for Snow and Wind, Small	SqFt	\$10.15
Burt	325	High Tunnel System	HU-Gothic for Snow and Wind, Small	SqFt	\$12.17
Burt	326	Clearing and Snagging	Heavy, Greater Than 400 Feet	Ft	\$19.85
Burt	326	Clearing and Snagging	HU-Heavy, Greater Than 400 Feet	Ft	\$23.81
Burt	327	Conservation Cover	Conservation Cover for Water Quality and Wildlife, Foregone Income - Level 1 (Year 1)	Ac	\$342.93
Burt	327	Conservation Cover	HU-Conservation Cover for Water Quality and Wildlife, Foregone Income - Level 1 (Year 1)	Ac	\$363.70
Burt	327	Conservation Cover	Wp_Conservation Cover for Water Quality and Wildlife, Foregone Income - Level 1 (Year 1)	Ac	\$342.93
Burt	327	Conservation Cover	Introduced Species	Ac	\$169.51
Burt	327	Conservation Cover	HU-Introduced Species	Ac	\$203.41
Burt	327	Conservation Cover	Wp_Introduced Species	Ac	\$169.51
Burt	327	Conservation Cover	Introduced with Forgone Income	Ac	\$472.78
Burt	327	Conservation Cover	HU-Introduced with Forgone Income	Ac	\$499.66
Burt	327	Conservation Cover	Wp_Introduced with Forgone Income	Ac	\$472.78
Burt	327	Conservation Cover	Monarch Species Mix	Ac	\$858.66

County	Code	Practice	Component	Units	Unit Cost
Burt	327	Conservation Cover	HU-Monarch Species Mix	Ac	\$1,030.39
Burt	327	Conservation Cover	Wp_Monarch Species Mix	Ac	\$858.66
Burt	327	Conservation Cover	Native Species	Ac	\$220.72
Burt	327	Conservation Cover	HU-Native Species	Ac	\$264.86
Burt	327	Conservation Cover	Wp_Native Species	Ac	\$220.72
Burt	327	Conservation Cover	Native Species with Forgone Income	Ac	\$559.03
Burt	327	Conservation Cover	HU-Native Species with Forgone Income	Ac	\$603.17
Burt	327	Conservation Cover	Wp_Native Species with Forgone Income	Ac	\$559.03
Burt	327	Conservation Cover	Pollinator Mix-Small Footprint	kSqFt	\$129.85
Burt	327	Conservation Cover	HU-Pollinator Mix-Small Footprint	kSqFt	\$155.82
Burt	327	Conservation Cover	Wp_Pollinator Mix-Small Footprint	kSqFt	\$129.85
Burt	327	Conservation Cover	Pollinator Species	Ac	\$683.61
Burt	327	Conservation Cover	HU-Pollinator Species	Ac	\$820.33
Burt	327	Conservation Cover	Wp_Pollinator Species	Ac	\$683.61
Burt	327	Conservation Cover	Pollinator Species with Forgone Income	Ac	\$873.73
Burt	327	Conservation Cover	HU-Pollinator Species with Forgone Income	Ac	\$980.81
Burt	327	Conservation Cover	Wp_Pollinator Species with Forgone Income	Ac	\$873.73
Burt	328	Conservation Crop Rotation	Basic, Organic and Inorganic	Ac	\$10.96
Burt	328	Conservation Crop Rotation	HU-Basic, Organic and Inorganic	Ac	\$13.16
Burt	328	Conservation Crop Rotation	Pr_Basic, Organic and Inorganic	Ac	\$13.16
Burt	328	Conservation Crop Rotation	Wp_Basic, Organic and Inorganic	Ac	\$10.96
Burt	328	Conservation Crop Rotation	Irrigated to Dryland, Organic and Inorganic	Ac	\$377.01
Burt	328	Conservation Crop Rotation	HU-Irrigated to Dryland, Organic and Inorganic	Ac	\$378.11
Burt	328	Conservation Crop Rotation	Pr_Irrigated to Dryland, Organic and Inorganic	Ac	\$378.11
Burt	328	Conservation Crop Rotation	Wp_Irrigated to Dryland, Organic and Inorganic	Ac	\$377.01
Burt	328	Conservation Crop Rotation	Perennial, Short-Term	Ac	\$50.71
Burt	328	Conservation Crop Rotation	HU-Perennial, Short-Term	Ac	\$60.85

County	Code	Practice	Component	Units	Unit Cost
Burt	328	Conservation Crop Rotation	Pr_Perennial, Short-Term	Ac	\$60.85
Burt	328	Conservation Crop Rotation	Wp_Perennial, Short-Term	Ac	\$50.71
Burt	328	Conservation Crop Rotation	Small Grain	Ac	\$45.61
Burt	328	Conservation Crop Rotation	HU-Small Grain	Ac	\$54.73
Burt	328	Conservation Crop Rotation	Pr_Small Grain	Ac	\$54.73
Burt	328	Conservation Crop Rotation	Wp_Small Grain	Ac	\$45.61
Burt	328	Conservation Crop Rotation	Specialty Crop, Small	kSqFt	\$29.63
Burt	328	Conservation Crop Rotation	HU-Specialty Crop, Small	kSqFt	\$35.55
Burt	328	Conservation Crop Rotation	Pr_Specialty Crop, Small	kSqFt	\$35.55
Burt	328	Conservation Crop Rotation	Wp_Specialty Crop, Small	kSqFt	\$29.63
Burt	329	Residue and Tillage Management, No Till	No-Till and Strip-Till	Ac	\$18.03
Burt	329	Residue and Tillage Management, No Till	HU-No-Till and Strip-Till	Ac	\$21.64
Burt	329	Residue and Tillage Management, No Till	Wp_No-Till and Strip-Till	Ac	\$18.03
Burt	329	Residue and Tillage Management, No Till	No-Till and Strip-Till, Herbicide	Ac	\$30.28
Burt	329	Residue and Tillage Management, No Till	HU-No-Till and Strip-Till, Herbicide	Ac	\$36.32
Burt	329	Residue and Tillage Management, No Till	Wp_No-Till and Strip-Till, Herbicide	Ac	\$30.28
Burt	329	Residue and Tillage Management, No Till	No-Till, Less Than Half Acre	kSqFt	\$33.79
Burt	329	Residue and Tillage Management, No Till	HU-No-Till, Less Than Half Acre	kSqFt	\$40.56
Burt	329	Residue and Tillage Management, No Till	Wp_No-Till, Less Than Half Acre	kSqFt	\$33.79
Burt	330	Contour Farming	Contour Farming	Ac	\$8.64
Burt	330	Contour Farming	HU-Contour Farming	Ac	\$10.35
Burt	332	Contour Buffer Strips	Introduced Species Organic or Inorganic, Foregone Income	Ac	\$479.55
Burt	332	Contour Buffer Strips	HU-Introduced Species Organic or Inorganic, Foregone Income	Ac	\$501.16
Burt	332	Contour Buffer Strips	Wp_Introduced Species Organic or Inorganic, Foregone Income	Ac	\$501.16
Burt	332	Contour Buffer Strips	Native Species Organic or Inorganic, Foregone Income	Ac	\$524.33
Burt	332	Contour Buffer Strips	HU-Native Species Organic or Inorganic, Foregone Income	Ac	\$554.89
Burt	332	Contour Buffer Strips	Wp_Native Species Organic or Inorganic, Foregone Income	Ac	\$554.89

County	Code	Practice	Component	Units	Unit Cost
Burt	334	Controlled Traffic Farming	Reduced Compaction Area	Ac	\$45.40
Burt	334	Controlled Traffic Farming	HU-Reduced Compaction Area	Ac	\$54.48
Burt	336	Soil Carbon Amendment	Biochar	Ac	\$1,313.74
Burt	336	Soil Carbon Amendment	HU-Biochar	Ac	\$1,576.48
Burt	336	Soil Carbon Amendment	Biochar, Compost	Ac	\$659.39
Burt	336	Soil Carbon Amendment	HU-Biochar, Compost	Ac	\$791.27
Burt	336	Soil Carbon Amendment	Compost	Ac	\$216.07
Burt	336	Soil Carbon Amendment	HU-Compost	Ac	\$259.28
Burt	336	Soil Carbon Amendment	Compost and Biochar, Less Than 10 Acres	kSqFt	\$56.25
Burt	336	Soil Carbon Amendment	HU-Compost and Biochar, Less Than 10 Acres	kSqFt	\$67.50
Burt	336	Soil Carbon Amendment	Compost, Biochar	Ac	\$586.45
Burt	336	Soil Carbon Amendment	HU-Compost, Biochar	Ac	\$703.73
Burt	336	Soil Carbon Amendment	Compost, Less Than 10,000 Square Feet	kSqFt	\$47.78
Burt	336	Soil Carbon Amendment	HU-Compost, Less Than 10,000 Square Feet	kSqFt	\$57.34
Burt	336	Soil Carbon Amendment	Compost, Onsite	Ac	\$263.73
Burt	336	Soil Carbon Amendment	HU-Compost, Onsite	Ac	\$316.48
Burt	336	Soil Carbon Amendment	Other Carbon Amendment	Ac	\$126.38
Burt	336	Soil Carbon Amendment	HU-Other Carbon Amendment	Ac	\$151.65
Burt	338	Prescribed Burning	Growing Season Prescribed Burning (FI)	Ac	\$34.08
Burt	338	Prescribed Burning	HU-Growing Season Prescribed Burning (FI)	Ac	\$37.43
Burt	338	Prescribed Burning	Pr_Growing Season Prescribed Burning (FI)	Ac	\$37.43
Burt	338	Prescribed Burning	High Complexity (Slope/Fuels)	Ac	\$21.71
Burt	338	Prescribed Burning	HU-High Complexity (Slope/Fuels)	Ac	\$26.05
Burt	338	Prescribed Burning	Pr_High Complexity (Slope/Fuels)	Ac	\$26.05
Burt	338	Prescribed Burning	Pile	Ac	\$12.61
Burt	338	Prescribed Burning	HU-Pile	Ac	\$15.13
Burt	338	Prescribed Burning	Pr_Pile	Ac	\$15.13

County	Code	Practice	Component	Units	Unit Cost
Burt	338	Prescribed Burning	Slope Fuel, Low to Medium Complexity	Ac	\$13.84
Burt	338	Prescribed Burning	HU-Slope Fuel, Low to Medium Complexity	Ac	\$16.61
Burt	338	Prescribed Burning	Pr_Slope Fuel, Low to Medium Complexity	Ac	\$16.61
Burt	338	Prescribed Burning	Small Acreage / Limited Fire Resources	Ac	\$29.87
Burt	338	Prescribed Burning	HU-Small Acreage / Limited Fire Resources	Ac	\$35.85
Burt	338	Prescribed Burning	Pr_Small Acreage / Limited Fire Resources	Ac	\$35.85
Burt	340	Cover Crop	Adaptive Management	No	\$2,344.19
Burt	340	Cover Crop	HU-Adaptive Management	No	\$2,813.03
Burt	340	Cover Crop	Wp_Adaptive Management	No	\$2,344.19
Burt	340	Cover Crop	Basic	Ac	\$64.29
Burt	340	Cover Crop	HU-Basic	Ac	\$77.15
Burt	340	Cover Crop	Wp_Basic	Ac	\$64.29
Burt	340	Cover Crop	Mechanical Termination, 1,000 Square Feet	kSqFt	\$24.47
Burt	340	Cover Crop	HU-Mechanical Termination, 1,000 Square Feet	kSqFt	\$29.37
Burt	340	Cover Crop	Wp_Mechanical Termination, 1,000 Square Feet	kSqFt	\$24.47
Burt	340	Cover Crop	Multi-Species	Ac	\$79.28
Burt	340	Cover Crop	HU-Multi-Species	Ac	\$95.12
Burt	340	Cover Crop	Wp_Multi-Species	Ac	\$79.28
Burt	340	Cover Crop	Multi-Species, 1,000 Square Feet	kSqFt	\$47.70
Burt	340	Cover Crop	HU-Multi-Species, 1,000 Square Feet	kSqFt	\$57.24
Burt	340	Cover Crop	Wp_Multi-Species, 1,000 Square Feet	kSqFt	\$47.70
Burt	342	Critical Area Planting	Heavy Grading, Native or Introduced	Ac	\$1,052.89
Burt	342	Critical Area Planting	HU-Heavy Grading, Native or Introduced	Ac	\$1,263.47
Burt	342	Critical Area Planting	Wp_Heavy Grading, Native or Introduced	Ac	\$1,052.89
Burt	342	Critical Area Planting	Moderate Grading, Native or Introduced	Ac	\$726.86
Burt	342	Critical Area Planting	HU-Moderate Grading, Native or Introduced	Ac	\$872.23
Burt	342	Critical Area Planting	Wp_Moderate Grading, Native or Introduced	Ac	\$726.86

County	Code	Practice	Component	Units	Unit Cost
Burt	342	Critical Area Planting	Normal Tillage, Native or Introduced	Ac	\$306.91
Burt	342	Critical Area Planting	HU-Normal Tillage, Native or Introduced	Ac	\$368.29
Burt	342	Critical Area Planting	Wp_Normal Tillage, Native or Introduced	Ac	\$306.91
Burt	342	Critical Area Planting	Permanent Cover	kSqFt	\$18.37
Burt	342	Critical Area Planting	HU-Permanent Cover	kSqFt	\$22.05
Burt	342	Critical Area Planting	Wp_Permanent Cover	kSqFt	\$18.37
Burt	345	Residue and Tillage Management, Reduced Till	Reduced Tillage	Ac	\$18.86
Burt	345	Residue and Tillage Management, Reduced Till	HU-Reduced Tillage	Ac	\$22.63
Burt	345	Residue and Tillage Management, Reduced Till	Reduced Tillage, Less Than 0.5 Acres	kSqFt	\$29.10
Burt	345	Residue and Tillage Management, Reduced Till	HU-Reduced Tillage, Less Than 0.5 Acres	kSqFt	\$34.93
Burt	348	Dam, Diversion	Earthfill	CuYd	\$7.86
Burt	348	Dam, Diversion	HU-Earthfill	CuYd	\$9.42
Burt	348	Dam, Diversion	Fill, Rock and Gravel	CuYd	\$93.98
Burt	348	Dam, Diversion	HU-Fill, Rock and Gravel	CuYd	\$112.77
Burt	348	Dam, Diversion	Structure, Sheet Pile	SqFt	\$57.58
Burt	348	Dam, Diversion	HU-Structure, Sheet Pile	SqFt	\$69.09
Burt	350	Sediment Basin	Basin	CuYd	\$4.07
Burt	350	Sediment Basin	HU-Basin	CuYd	\$4.87
Burt	350	Sediment Basin	Basin, Excavated	CuYd	\$4.00
Burt	350	Sediment Basin	HU-Basin, Excavated	CuYd	\$4.80
Burt	351	Well Decommissioning	Drilled Well, 300 to 1,000 Feet	Ft	\$19.66
Burt	351	Well Decommissioning	HU-Drilled Well, 300 to 1,000 Feet	Ft	\$23.59
Burt	351	Well Decommissioning	Wp_Drilled Well, 300 to 1,000 Feet	Ft	\$19.66
Burt	351	Well Decommissioning	Drilled Well, Less Than 300 Feet	Ft	\$23.85
Burt	351	Well Decommissioning	HU-Drilled Well, Less Than 300 Feet	Ft	\$28.62
Burt	351	Well Decommissioning	Wp_Drilled Well, Less Than 300 Feet	Ft	\$23.85
Burt	351	Well Decommissioning	Shallow Well, Greater Than 15 Inch Diameter	Ft	\$60.68

County	Code	Practice	Component	Units	Unit Cost
Burt	351	Well Decommissioning	HU-Shallow Well, Greater Than 15 Inch Diameter	Ft	\$72.82
Burt	351	Well Decommissioning	Wp_Shallow Well, Greater Than 15 Inch Diameter	Ft	\$60.68
Burt	351	Well Decommissioning	Shallow Well, Less Than or Equal to 15 Inch Diameter	Ft	\$14.14
Burt	351	Well Decommissioning	HU-Shallow Well, Less Than or Equal to 15 Inch Diameter	Ft	\$16.97
Burt	351	Well Decommissioning	Wp_Shallow Well, Less Than or Equal to 15 Inch Diameter	Ft	\$14.14
Burt	353	Monitoring Well	Borehole, Less Than or Equal to 200 Feet	Ft	\$117.99
Burt	353	Monitoring Well	HU-Borehole, Less Than or Equal to 200 Feet	Ft	\$141.58
Burt	355	Groundwater Testing	Basic	No	\$55.11
Burt	355	Groundwater Testing	HU-Basic	No	\$66.12
Burt	355	Groundwater Testing	Wp_Basic	No	\$55.11
Burt	355	Groundwater Testing	Full Spectrum	No	\$285.70
Burt	355	Groundwater Testing	HU-Full Spectrum	No	\$342.85
Burt	355	Groundwater Testing	Wp_Full Spectrum	No	\$285.70
Burt	355	Groundwater Testing	Specialty	No	\$266.45
Burt	355	Groundwater Testing	HU-Specialty	No	\$319.74
Burt	355	Groundwater Testing	Wp_Specialty	No	\$266.45
Burt	356	Dike and Levee	Dike, Greater Than Six Feet	Ft	\$35.65
Burt	356	Dike and Levee	HU-Dike, Greater Than Six Feet	Ft	\$42.78
Burt	356	Dike and Levee	Dike, Less Than or Equal to Six Feet	Ft	\$24.35
Burt	356	Dike and Levee	HU-Dike, Less Than or Equal to Six Feet	Ft	\$29.22
Burt	356	Dike and Levee	Dike, Wetland	CuYd	\$4.18
Burt	356	Dike and Levee	HU-Dike, Wetland	CuYd	\$5.01
Burt	359	Waste Treatment Lagoon	Waste Treatment Lagoon	Cu-Ft	\$0.16
Burt	359	Waste Treatment Lagoon	HU-Waste Treatment Lagoon	Cu-Ft	\$0.19
Burt	360	Waste Facility Closure	Convert to Freshwater	Cu-Ft	\$0.05
Burt	360	Waste Facility Closure	HU-Convert to Freshwater	Cu-Ft	\$0.06
Burt	360	Waste Facility Closure	Decommission, Concrete Storage	Cu-Ft	\$0.18

County	Code	Practice	Component	Units	Unit Cost
Burt	360	Waste Facility Closure	HU-Decommission, Concrete Storage	Cu-Ft	\$0.21
Burt	360	Waste Facility Closure	Decommission, Earthen Impoundment	Cu-Ft	\$0.09
Burt	360	Waste Facility Closure	HU-Decommission, Earthen Impoundment	Cu-Ft	\$0.11
Burt	360	Waste Facility Closure	Decommission, Feedlot	Ac	\$12,498.26
Burt	360	Waste Facility Closure	HU-Decommission, Feedlot	Ac	\$14,997.92
Burt	360	Waste Facility Closure	Decommission, Underbarn	Cu-Ft	\$1.06
Burt	360	Waste Facility Closure	HU-Decommission, Underbarn	Cu-Ft	\$1.27
Burt	362	Diversion	Curb, Concrete	Ft	\$32.23
Burt	362	Diversion	HU-Curb, Concrete	Ft	\$38.67
Burt	362	Diversion	Diversion	CuYd	\$3.46
Burt	362	Diversion	HU-Diversion	CuYd	\$4.16
Burt	366	Anaerobic Digester	Anaerobic Digester	No	\$1,493,407.01
Burt	366	Anaerobic Digester	HU-Anaerobic Digester	No	\$1,792,088.42
Burt	366	Anaerobic Digester	Covered Lagoon or Holding Pond	AU	\$368.13
Burt	366	Anaerobic Digester	HU-Covered Lagoon or Holding Pond	AU	\$441.76
Burt	367	Roofs and Covers	Flexible Membrane Cover	SqFt	\$0.96
Burt	367	Roofs and Covers	HU-Flexible Membrane Cover	SqFt	\$1.15
Burt	367	Roofs and Covers	Flexible Membrane Cover, Flare	SqFt	\$8.12
Burt	367	Roofs and Covers	HU-Flexible Membrane Cover, Flare	SqFt	\$9.75
Burt	367	Roofs and Covers	Roof, Hoop	SqFt	\$9.46
Burt	367	Roofs and Covers	HU-Roof, Hoop	SqFt	\$11.36
Burt	367	Roofs and Covers	Roof, Timber or Steel Sheet	SqFt	\$10.54
Burt	367	Roofs and Covers	HU-Roof, Timber or Steel Sheet	SqFt	\$12.65
Burt	368	Emergency Animal Mortality Management	Burial	AU	\$123.51
Burt	368	Emergency Animal Mortality Management	HU-Burial	AU	\$148.20
Burt	368	Emergency Animal Mortality Management	Composting, Carbon Material and Mobilization	AU	\$461.36
Burt	368	Emergency Animal Mortality Management	HU-Composting, Carbon Material and Mobilization	AU	\$553.63

County	Code	Practice	Component	Units	Unit Cost
Burt	368	Emergency Animal Mortality Management	Composting, In-House	AU	\$91.61
Burt	368	Emergency Animal Mortality Management	HU-Composting, In-House	AU	\$109.94
Burt	368	Emergency Animal Mortality Management	Incineration, Landfill or Render	AU	\$306.24
Burt	368	Emergency Animal Mortality Management	HU-Incineration, Landfill or Render	AU	\$367.49
Burt	368	Emergency Animal Mortality Management	Shallow Burial, Swine or Cattle	AU	\$166.85
Burt	368	Emergency Animal Mortality Management	HU-Shallow Burial, Swine or Cattle	AU	\$200.22
Burt	371	Air Filtration and Scrubbing	Single Pit Fan Biofilter	No	\$18,228.34
Burt	371	Air Filtration and Scrubbing	HU-Single Pit Fan Biofilter	No	\$21,874.01
Burt	371	Air Filtration and Scrubbing	Traditional Horizontal Biofilter	CuYd	\$36.13
Burt	371	Air Filtration and Scrubbing	HU-Traditional Horizontal Biofilter	CuYd	\$43.36
Burt	372	Combustion System Improvement	Combustion Engine Replacement, 100 to 199 Brake Horsepower	No	\$17,757.82
Burt	372	Combustion System Improvement	HU-Combustion Engine Replacement, 100 to 199 Brake Horsepower	No	\$21,309.39
Burt	372	Combustion System Improvement	Combustion Engine Replacement, 50 to 99 Brake Horsepower	No	\$11,660.77
Burt	372	Combustion System Improvement	HU-Combustion Engine Replacement, 50 to 99 Brake Horsepower	No	\$13,992.92
Burt	372	Combustion System Improvement	Combustion Engine to Electric Motor Tractor Replacement	HP	\$1,369.14
Burt	372	Combustion System Improvement	HU-Combustion Engine to Electric Motor Tractor Replacement	HP	\$1,642.98
Burt	372	Combustion System Improvement	Combustion Engine to Electric Motor, 12 to 74 Horsepower	No	\$5,101.60
Burt	372	Combustion System Improvement	HU-Combustion Engine to Electric Motor, 12 to 74 Horsepower	No	\$6,121.92
Burt	372	Combustion System Improvement	Combustion Engine to Electric Motor, 75 to 149 Horsepower	No	\$9,584.65
Burt	372	Combustion System Improvement	HU-Combustion Engine to Electric Motor, 75 to 149 Horsepower	No	\$11,501.57
Burt	372	Combustion System Improvement	Non-Tractor Mobile Agricultural Equipment Replacement	HP	\$1,222.63
Burt	372	Combustion System Improvement	HU-Non-Tractor Mobile Agricultural Equipment Replacement	HP	\$1,467.16
Burt	374	Energy Efficient Agricultural Operation	Alley Scraper	No	\$24,394.69
Burt	374	Energy Efficient Agricultural Operation	HU-Alley Scraper	No	\$29,273.63
Burt	374	Energy Efficient Agricultural Operation	Attic Heat Recovery Vents	No	\$179.85
Burt	374	Energy Efficient Agricultural Operation	HU-Attic Heat Recovery Vents	No	\$215.83
Burt	374	Energy Efficient Agricultural Operation	Heater, High Efficiency	kBTU/Hr	\$18.30

County	Code	Practice	Component	Units	Unit Cost
Burt	374	Energy Efficient Agricultural Operation	HU-Heater, High Efficiency	kBTU/Hr	\$21.96
Burt	374	Energy Efficient Agricultural Operation	Motor, 10 to 100 Horsepower	HP	\$99.58
Burt	374	Energy Efficient Agricultural Operation	HU-Motor, 10 to 100 Horsepower	HP	\$119.49
Burt	374	Energy Efficient Agricultural Operation	Motor, 2 to 9 Horsepower	HP	\$182.24
Burt	374	Energy Efficient Agricultural Operation	HU-Motor, 2 to 9 Horsepower	HP	\$218.69
Burt	374	Energy Efficient Agricultural Operation	Motor, Greater Than 100 Horsepower	HP	\$121.97
Burt	374	Energy Efficient Agricultural Operation	HU-Motor, Greater Than 100 Horsepower	HP	\$146.37
Burt	374	Energy Efficient Agricultural Operation	Motor, Less Than or Equal to One Horsepower	HP	\$624.20
Burt	374	Energy Efficient Agricultural Operation	HU-Motor, Less Than or Equal to One Horsepower	HP	\$749.04
Burt	374	Energy Efficient Agricultural Operation	Plate Cooler	No	\$31,954.51
Burt	374	Energy Efficient Agricultural Operation	HU-Plate Cooler	No	\$38,345.41
Burt	374	Energy Efficient Agricultural Operation	Plate Cooler, Small	No	\$4,711.26
Burt	374	Energy Efficient Agricultural Operation	HU-Plate Cooler, Small	No	\$5,653.51
Burt	374	Energy Efficient Agricultural Operation	Radiant System	No	\$1,423.63
Burt	374	Energy Efficient Agricultural Operation	HU-Radiant System	No	\$1,708.35
Burt	374	Energy Efficient Agricultural Operation	Scroll Compressor	HP	\$561.60
Burt	374	Energy Efficient Agricultural Operation	HU-Scroll Compressor	HP	\$673.92
Burt	374	Energy Efficient Agricultural Operation	System, Automatic Controller	No	\$1,302.57
Burt	374	Energy Efficient Agricultural Operation	HU-System, Automatic Controller	No	\$1,563.08
Burt	374	Energy Efficient Agricultural Operation	Telemetry	No	\$1,712.72
Burt	374	Energy Efficient Agricultural Operation	HU-Telemetry	No	\$2,055.26
Burt	374	Energy Efficient Agricultural Operation	Variable Speed Drive, 5 to 15 Horsepower	HP	\$160.76
Burt	374	Energy Efficient Agricultural Operation	HU-Variable Speed Drive, 5 to 15 Horsepower	HP	\$192.92
Burt	374	Energy Efficient Agricultural Operation	Variable Speed Drive, Greater Than 15 Horsepower	HP	\$109.63
Burt	374	Energy Efficient Agricultural Operation	HU-Variable Speed Drive, Greater Than 15 Horsepower	HP	\$131.57
Burt	374	Energy Efficient Agricultural Operation	Variable Speed Drive, Less Than 5 Horsepower	HP	\$837.01
Burt	374	Energy Efficient Agricultural Operation	HU-Variable Speed Drive, Less Than 5 Horsepower	HP	\$1,004.41

County	Code	Practice	Component	Units	Unit Cost
Burt	374	Energy Efficient Agricultural Operation	Ventilation, Exhaust	No	\$1,734.67
Burt	374	Energy Efficient Agricultural Operation	HU-Ventilation, Exhaust	No	\$2,081.62
Burt	374	Energy Efficient Agricultural Operation	Ventilation, Horizontal Air Flow	No	\$210.09
Burt	374	Energy Efficient Agricultural Operation	HU-Ventilation, Horizontal Air Flow	No	\$252.10
Burt	375	Dust Management for Pen Surfaces	Mobile Sprinkler	Ac	\$1,836.60
Burt	375	Dust Management for Pen Surfaces	HU-Mobile Sprinkler	Ac	\$2,203.92
Burt	375	Dust Management for Pen Surfaces	More Than Two Manure Harvests	Ac	\$2,104.15
Burt	375	Dust Management for Pen Surfaces	HU-More Than Two Manure Harvests	Ac	\$2,524.98
Burt	375	Dust Management for Pen Surfaces	More Than Two Manure Harvests and Mobile Sprinkler	Ac	\$3,940.75
Burt	375	Dust Management for Pen Surfaces	HU-More Than Two Manure Harvests and Mobile Sprinkler	Ac	\$4,728.90
Burt	375	Dust Management for Pen Surfaces	One Manure Harvest	Ac	\$526.04
Burt	375	Dust Management for Pen Surfaces	HU-One Manure Harvest	Ac	\$631.24
Burt	375	Dust Management for Pen Surfaces	One Manure Harvest and Mobile Sprinkler	Ac	\$2,362.64
Burt	375	Dust Management for Pen Surfaces	HU-One Manure Harvest and Mobile Sprinkler	Ac	\$2,835.16
Burt	375	Dust Management for Pen Surfaces	Two Manure Harvests	Ac	\$1,052.07
Burt	375	Dust Management for Pen Surfaces	HU-Two Manure Harvests	Ac	\$1,262.49
Burt	375	Dust Management for Pen Surfaces	Two Manure Harvests and Mobile Sprinkler	Ac	\$2,888.67
Burt	375	Dust Management for Pen Surfaces	HU-Two Manure Harvests and Mobile Sprinkler	Ac	\$3,466.40
Burt	378	Pond	Embankment Pond with greater than or equal to 24 inch Pipe	CuYd	\$4.75
Burt	378	Pond	HU-Embankment Pond with greater than or equal to 24 inch Pipe	CuYd	\$5.71
Burt	378	Pond	Embankment Pond with less than 24 inch Pipe	CuYd	\$5.76
Burt	378	Pond	HU-Embankment Pond with less than 24 inch Pipe	CuYd	\$6.92
Burt	378	Pond	Embankment Pond, No Principal Spillway	CuYd	\$4.64
Burt	378	Pond	HU-Embankment Pond, No Principal Spillway	CuYd	\$5.57
Burt	378	Pond	Excavated Pond	CuYd	\$2.59
Burt	378	Pond	HU-Excavated Pond	CuYd	\$3.10
Burt	378	Pond	Excavated Pond with Embankment	CuYd	\$3.09

County	Code	Practice	Component	Units	Unit Cost
Burt	378	Pond	HU-Excavated Pond with Embankment	CuYd	\$3.72
Burt	378	Pond	Rehab Embankment Pond, No Principal Spillway	CuYd	\$8.98
Burt	378	Pond	HU-Rehab Embankment Pond, No Principal Spillway	CuYd	\$10.78
Burt	378	Pond	Rehab Embankment Pond, With Principal Spillway	DialnFt	\$11.97
Burt	378	Pond	HU-Rehab Embankment Pond, With Principal Spillway	DialnFt	\$14.37
Burt	380	Windbreak/Shelterbelt Establishment and Renovation	Coppicing	Ft	\$2.73
Burt	380	Windbreak/Shelterbelt Establishment and Renovation	HU-Coppicing	Ft	\$3.28
Burt	380	Windbreak/Shelterbelt Establishment and Renovation	Machine Plant Trees	Ft	\$0.57
Burt	380	Windbreak/Shelterbelt Establishment and Renovation	HU-Machine Plant Trees	Ft	\$0.68
Burt	380	Windbreak/Shelterbelt Establishment and Renovation	Machine Plant Trees with Supplemental Water	Ft	\$0.77
Burt	380	Windbreak/Shelterbelt Establishment and Renovation	HU-Machine Plant Trees with Supplemental Water	Ft	\$0.92
Burt	380	Windbreak/Shelterbelt Establishment and Renovation	Machine Plant Trees with Supplemental Water and Shelters	Ft	\$1.34
Burt	380	Windbreak/Shelterbelt Establishment and Renovation	HU-Machine Plant Trees with Supplemental Water and Shelters	Ft	\$1.62
Burt	380	Windbreak/Shelterbelt Establishment and Renovation	Machine Plant Trees with Tubes	Ft	\$1.19
Burt	380	Windbreak/Shelterbelt Establishment and Renovation	HU-Machine Plant Trees with Tubes	Ft	\$1.43
Burt	380	Windbreak/Shelterbelt Establishment and Renovation	Manual Plant, Bareroot	No	\$2.44
Burt	380	Windbreak/Shelterbelt Establishment and Renovation	HU-Manual Plant, Bareroot	No	\$2.92
Burt	380	Windbreak/Shelterbelt Establishment and Renovation	Manual Plant, Bareroot with Supplemental Water	No	\$7.31
Burt	380	Windbreak/Shelterbelt Establishment and Renovation	HU-Manual Plant, Bareroot with Supplemental Water	No	\$8.78
Burt	380	Windbreak/Shelterbelt Establishment and Renovation	One Row, Small	Ft	\$3.49
Burt	380	Windbreak/Shelterbelt Establishment and Renovation	HU-One Row, Small	Ft	\$4.19
Burt	380	Windbreak/Shelterbelt Establishment and Renovation	Renovation, Greater Than 8 Inches Diameter Breast Height, Machine Plant	Ft	\$3.43
Burt	380	Windbreak/Shelterbelt Establishment and Renovation	HU-Renovation, Greater Than 8 Inches Diameter Breast Height, Machine Plant	Ft	\$4.12
Burt	380	Windbreak/Shelterbelt Establishment and Renovation	Renovation, Greater Than 8 Inches Diameter Breast Height, Manual Plant	Ft	\$5.17
Burt	380	Windbreak/Shelterbelt Establishment and Renovation	HU-Renovation, Greater Than 8 Inches Diameter Breast Height, Manual Plant	Ft	\$6.21
Burt	380	Windbreak/Shelterbelt Establishment and Renovation	Renovation, Removal of Trees and Shrubs, Manual Plant	Ft	\$3.65
Burt	380	Windbreak/Shelterbelt Establishment and Renovation	HU-Renovation, Removal of Trees and Shrubs, Manual Plant	Ft	\$4.39

County	Code	Practice	Component	Units	Unit Cost
Burt	380	Windbreak/Shelterbelt Establishment and Renovation	Renovation, Sod Release	Ft	\$0.50
Burt	380	Windbreak/Shelterbelt Establishment and Renovation	HU-Renovation, Sod Release	Ft	\$0.60
Burt	380	Windbreak/Shelterbelt Establishment and Renovation	Renovation, Supplemental Manual Plant with Container or Bareroot Stock	Ft	\$2.57
Burt	380	Windbreak/Shelterbelt Establishment and Renovation	HU-Renovation, Supplemental Manual Plant with Container or Bareroot Stock	Ft	\$3.08
Burt	380	Windbreak/Shelterbelt Establishment and Renovation	Renovation, Thinning or Removal of Trees and Shrubs, Machine Plant	Ft	\$2.92
Burt	380	Windbreak/Shelterbelt Establishment and Renovation	HU-Renovation, Thinning or Removal of Trees and Shrubs, Machine Plant	Ft	\$3.51
Burt	382	Fence	Barbed Wire for Difficult Terrain, Multi-Strand	Ft	\$2.87
Burt	382	Fence	HU-Barbed Wire for Difficult Terrain, Multi-Strand	Ft	\$3.44
Burt	382	Fence	Barbed Wire for Difficult Terrain, Multi-Strand with Markers	Ft	\$3.00
Burt	382	Fence	HU-Barbed Wire for Difficult Terrain, Multi-Strand with Markers	Ft	\$3.60
Burt	382	Fence	Barbed Wire, Multi-Strand	Ft	\$2.40
Burt	382	Fence	HU-Barbed Wire, Multi-Strand	Ft	\$2.88
Burt	382	Fence	Barbed Wire, Multi-Strand with Markers	Ft	\$2.57
Burt	382	Fence	HU-Barbed Wire, Multi-Strand with Markers	Ft	\$3.08
Burt	382	Fence	Electric, high tensile with energizer	Ft	\$1.16
Burt	382	Fence	HU-Electric, high tensile with energizer	Ft	\$1.40
Burt	382	Fence	Electric, high tensile with energizer and fence markers	Ft	\$1.34
Burt	382	Fence	HU-Electric, high tensile with energizer and fence markers	Ft	\$1.62
Burt	382	Fence	High Tensile, Eight Wire Electric	Ft	\$2.68
Burt	382	Fence	HU-High Tensile, Eight Wire Electric	Ft	\$3.22
Burt	382	Fence	High Tensile, Five Wire Electric	Ft	\$2.41
Burt	382	Fence	HU-High Tensile, Five Wire Electric	Ft	\$2.89
Burt	382	Fence	Portable Fence	Ft	\$0.23
Burt	382	Fence	HU-Portable Fence	Ft	\$0.27
Burt	382	Fence	Refabrication of existing fence for multispecies diversity	Ft	\$0.92
Burt	382	Fence	HU-Refabrication of existing fence for multispecies diversity	Ft	\$1.10
Burt	382	Fence	Virtual Fence, Startup Year One, 51 to 199 Animals	No	\$141.07

County	Code	Practice	Component	Units	Unit Cost
Burt	382	Fence	HU-Virtual Fence, Startup Year One, 51 to 199 Animals	No	\$169.30
Burt	382	Fence	Virtual Fence, Startup Year One, Greater Than or Equal to 200 Animals	No	\$92.89
Burt	382	Fence	HU-Virtual Fence, Startup Year One, Greater Than or Equal to 200 Animals	No	\$111.46
Burt	382	Fence	Virtual Fence, Startup Year One, Less Than or Equal to 50 Animals	No	\$268.26
Burt	382	Fence	HU-Virtual Fence, Startup Year One, Less Than or Equal to 50 Animals	No	\$321.92
Burt	382	Fence	Virtual Fence, Startup Year One, Sheep or Goat	No	\$226.49
Burt	382	Fence	HU-Virtual Fence, Startup Year One, Sheep or Goat	No	\$271.79
Burt	382	Fence	Woven Wire	Ft	\$2.30
Burt	382	Fence	HU-Woven Wire	Ft	\$2.75
Burt	382	Fence	Woven Wire, 96 Inch	Ft	\$6.38
Burt	382	Fence	HU-Woven Wire, 96 Inch	Ft	\$7.65
Burt	383	Fuel Break	Mechanical and Chemical Application	Ac	\$1,669.63
Burt	383	Fuel Break	HU-Mechanical and Chemical Application	Ac	\$2,003.56
Burt	383	Fuel Break	Mechanical and Chemical Application, Steep Slopes	Ac	\$2,596.79
Burt	383	Fuel Break	HU-Mechanical and Chemical Application, Steep Slopes	Ac	\$3,116.15
Burt	383	Fuel Break	Mechanical Application, Non-Forest Land	Ac	\$291.27
Burt	383	Fuel Break	HU-Mechanical Application, Non-Forest Land	Ac	\$349.52
Burt	384	Woody Residue Treatment	Air Curtain Burner	Ac	\$180.84
Burt	384	Woody Residue Treatment	HU-Air Curtain Burner	Ac	\$217.01
Burt	384	Woody Residue Treatment	Mechanical and Manual Control for Slash, 5 to 15 Tons per Acre	Ac	\$500.24
Burt	384	Woody Residue Treatment	HU-Mechanical and Manual Control for Slash, 5 to 15 Tons per Acre	Ac	\$600.29
Burt	384	Woody Residue Treatment	Mechanical and Manual Control for Slash, Greater Than 15 Tons per Acre	Ac	\$1,334.13
Burt	384	Woody Residue Treatment	HU-Mechanical and Manual Control for Slash, Greater Than 15 Tons per Acre	Ac	\$1,600.96
Burt	384	Woody Residue Treatment	Mechanical and Manual Control for Slash, Less Than 5 Tons per Acre	Ac	\$126.19
Burt	384	Woody Residue Treatment	HU-Mechanical and Manual Control for Slash, Less Than 5 Tons per Acre	Ac	\$151.43
Burt	384	Woody Residue Treatment	Mechanical and Manual Control, Chipping and Hauling Offsite	Ac	\$285.13
Burt	384	Woody Residue Treatment	HU-Mechanical and Manual Control, Chipping and Hauling Offsite	Ac	\$342.15

County	Code	Practice	Component	Units	Unit Cost
Burt	384	Woody Residue Treatment	Mechanical and Manual Control, Consolidated Slash Pile	Ac	\$172.31
Burt	384	Woody Residue Treatment	HU-Mechanical and Manual Control, Consolidated Slash Pile	Ac	\$206.76
Burt	384	Woody Residue Treatment	Mechanical Control, Chaining	Ac	\$127.30
Burt	384	Woody Residue Treatment	HU-Mechanical Control, Chaining	Ac	\$152.75
Burt	384	Woody Residue Treatment	Restoration, Coservation Treatment After Catastropic Events	Ac	\$2,051.68
Burt	384	Woody Residue Treatment	HU-Restoration, Coservation Treatment After Catastropic Events	Ac	\$2,462.03
Burt	386	Field Border	Field Border, Small	kSqFt	\$66.30
Burt	386	Field Border	HU-Field Border, Small	kSqFt	\$79.57
Burt	386	Field Border	Pr_Field Border, Small	kSqFt	\$79.57
Burt	386	Field Border	Wp_Field Border, Small	kSqFt	\$66.30
Burt	386	Field Border	Introduced Species	Ac	\$94.42
Burt	386	Field Border	HU-Introduced Species	Ac	\$113.29
Burt	386	Field Border	Pr_Introduced Species	Ac	\$113.29
Burt	386	Field Border	Wp_Introduced Species	Ac	\$94.42
Burt	386	Field Border	Introduced Species, Foregone Income	Ac	\$432.72
Burt	386	Field Border	HU-Introduced Species, Foregone Income	Ac	\$451.60
Burt	386	Field Border	Pr_Introduced Species, Foregone Income	Ac	\$451.60
Burt	386	Field Border	Wp_Introduced Species, Foregone Income	Ac	\$432.72
Burt	386	Field Border	Native Species	Ac	\$175.90
Burt	386	Field Border	HU-Native Species	Ac	\$211.08
Burt	386	Field Border	Pr_Native Species	Ac	\$211.08
Burt	386	Field Border	Wp_Native Species	Ac	\$175.90
Burt	386	Field Border	Native Species, Foregone Income	Ac	\$514.21
Burt	386	Field Border	HU-Native Species, Foregone Income	Ac	\$549.39
Burt	386	Field Border	Pr_Native Species, Foregone Income	Ac	\$549.39
Burt	386	Field Border	Wp_Native Species, Foregone Income	Ac	\$514.21
Burt	386	Field Border	Pollinator	Ac	\$490.59

County	Code	Practice	Component	Units	Unit Cost
Burt	386	Field Border	HU-Pollinator	Ac	\$588.72
Burt	386	Field Border	Pr_Pollinator	Ac	\$588.72
Burt	386	Field Border	Wp_Pollinator	Ac	\$490.59
Burt	386	Field Border	Pollinator, Foregone Income	Ac	\$828.90
Burt	386	Field Border	HU-Pollinator, Foregone Income	Ac	\$927.03
Burt	386	Field Border	Pr_Pollinator, Foregone Income	Ac	\$927.03
Burt	386	Field Border	Wp_Pollinator, Foregone Income	Ac	\$828.90
Burt	388	Irrigation Field Ditch	Irrigation Field Ditch	CuYd	\$2.83
Burt	388	Irrigation Field Ditch	HU-Irrigation Field Ditch	CuYd	\$3.40
Burt	390	Riparian Herbaceous Cover	Native Perennial Grasses, Legumes, and Forbs Mix	Ac	\$214.11
Burt	390	Riparian Herbaceous Cover	HU-Native Perennial Grasses, Legumes, and Forbs Mix	Ac	\$256.94
Burt	390	Riparian Herbaceous Cover	Wp_Native Perennial Grasses, Legumes, and Forbs Mix	Ac	\$214.11
Burt	390	Riparian Herbaceous Cover	Native Perennial Grasses, Legumes, and Forbs Mix, Foregone Income	Ac	\$260.12
Burt	390	Riparian Herbaceous Cover	HU-Native Perennial Grasses, Legumes, and Forbs Mix, Foregone Income	Ac	\$302.95
Burt	390	Riparian Herbaceous Cover	Wp_Native Perennial Grasses, Legumes, and Forbs Mix, Foregone Income	Ac	\$260.12
Burt	390	Riparian Herbaceous Cover	Native Perennial Grasses, Low Density	Ac	\$161.99
Burt	390	Riparian Herbaceous Cover	HU-Native Perennial Grasses, Low Density	Ac	\$194.39
Burt	390	Riparian Herbaceous Cover	Wp_Native Perennial Grasses, Low Density	Ac	\$161.99
Burt	390	Riparian Herbaceous Cover	Native Perennial Grasses, Low Density, Foregone Income	Ac	\$208.01
Burt	390	Riparian Herbaceous Cover	HU-Native Perennial Grasses, Low Density, Foregone Income	Ac	\$240.41
Burt	390	Riparian Herbaceous Cover	Wp_Native Perennial Grasses, Low Density, Foregone Income	Ac	\$208.01
Burt	390	Riparian Herbaceous Cover	Pollinator Habitat	Ac	\$1,138.50
Burt	390	Riparian Herbaceous Cover	HU-Pollinator Habitat	Ac	\$1,366.19
Burt	390	Riparian Herbaceous Cover	Wp_Pollinator Habitat	Ac	\$1,138.50
Burt	391	Riparian Forest Buffer	Bare-root, hand planted	Ac	\$2,661.53
Burt	391	Riparian Forest Buffer	HU-Bare-root, hand planted	Ac	\$3,193.83
Burt	391	Riparian Forest Buffer	Pr_Bare-root, hand planted	Ac	\$3,193.83

County	Code	Practice	Component	Units	Unit Cost
Burt	391	Riparian Forest Buffer	Wp_Bare-root, hand planted	Ac	\$2,661.53
Burt	391	Riparian Forest Buffer	Bare-root, machine planted	Ac	\$1,745.29
Burt	391	Riparian Forest Buffer	HU-Bare-root, machine planted	Ac	\$2,094.35
Burt	391	Riparian Forest Buffer	Pr_Bare-root, machine planted	Ac	\$2,094.35
Burt	391	Riparian Forest Buffer	Wp_Bare-root, machine planted	Ac	\$1,745.29
Burt	391	Riparian Forest Buffer	Bare-root, machine planted (FI)	Ac	\$1,781.18
Burt	391	Riparian Forest Buffer	HU-Bare-root, machine planted (FI)	Ac	\$2,050.14
Burt	391	Riparian Forest Buffer	Pr_Bare-root, machine planted (FI)	Ac	\$2,050.14
Burt	391	Riparian Forest Buffer	Wp_Bare-root, machine planted (FI)	Ac	\$1,781.18
Burt	391	Riparian Forest Buffer	Cuttings	Ac	\$4,968.73
Burt	391	Riparian Forest Buffer	HU-Cuttings	Ac	\$5,962.48
Burt	391	Riparian Forest Buffer	Pr_Cuttings	Ac	\$5,962.48
Burt	391	Riparian Forest Buffer	Wp_Cuttings	Ac	\$4,968.73
Burt	391	Riparian Forest Buffer	Direct Seeding (FI)	Ac	\$1,452.85
Burt	391	Riparian Forest Buffer	HU-Direct Seeding (FI)	Ac	\$1,656.66
Burt	391	Riparian Forest Buffer	Pr_Direct Seeding (FI)	Ac	\$1,656.66
Burt	391	Riparian Forest Buffer	Wp_Direct Seeding (FI)	Ac	\$1,452.85
Burt	391	Riparian Forest Buffer	Seeding	Ac	\$346.17
Burt	391	Riparian Forest Buffer	HU-Seeding	Ac	\$415.41
Burt	391	Riparian Forest Buffer	Pr_Seeding	Ac	\$415.41
Burt	391	Riparian Forest Buffer	Wp_Seeding	Ac	\$346.17
Burt	391	Riparian Forest Buffer	Small container, machine planted (FI)	Ac	\$2,717.47
Burt	391	Riparian Forest Buffer	HU-Small container, machine planted (FI)	Ac	\$3,173.68
Burt	391	Riparian Forest Buffer	Pr_Small container, machine planted (FI)	Ac	\$3,173.68
Burt	391	Riparian Forest Buffer	Wp_Small container, machine planted (FI)	Ac	\$2,717.47
Burt	393	Filter Strip	Introduced Species	Ac	\$182.98
Burt	393	Filter Strip	HU-Introduced Species	Ac	\$219.57

County	Code	Practice	Component	Units	Unit Cost
Burt	393	Filter Strip	Pr_Introduced Species	Ac	\$219.57
Burt	393	Filter Strip	Wp_Introduced Species	Ac	\$182.98
Burt	393	Filter Strip	Introduced Species, Foregone Income	Ac	\$521.28
Burt	393	Filter Strip	HU-Introduced Species, Foregone Income	Ac	\$557.88
Burt	393	Filter Strip	Pr_Introduced Species, Foregone Income	Ac	\$557.88
Burt	393	Filter Strip	Wp_Introduced Species, Foregone Income	Ac	\$521.28
Burt	393	Filter Strip	Native Species	Ac	\$253.07
Burt	393	Filter Strip	HU-Native Species	Ac	\$303.69
Burt	393	Filter Strip	Pr_Native Species	Ac	\$303.69
Burt	393	Filter Strip	Wp_Native Species	Ac	\$253.07
Burt	393	Filter Strip	Native Species with Moderate Grading	Ac	\$1,267.12
Burt	393	Filter Strip	HU-Native Species with Moderate Grading	Ac	\$1,520.55
Burt	393	Filter Strip	Pr_Native Species with Moderate Grading	Ac	\$1,520.55
Burt	393	Filter Strip	Wp_Native Species with Moderate Grading	Ac	\$1,267.12
Burt	393	Filter Strip	Native Species with Moderate Grading, Foregone Income	Ac	\$1,605.43
Burt	393	Filter Strip	HU-Native Species with Moderate Grading, Foregone Income	Ac	\$1,858.86
Burt	393	Filter Strip	Pr_Native Species with Moderate Grading, Foregone Income	Ac	\$1,858.86
Burt	393	Filter Strip	Wp_Native Species with Moderate Grading, Foregone Income	Ac	\$1,605.43
Burt	393	Filter Strip	Native Species, Foregone Income	Ac	\$591.38
Burt	393	Filter Strip	HU-Native Species, Foregone Income	Ac	\$642.00
Burt	393	Filter Strip	Pr_Native Species, Foregone Income	Ac	\$642.00
Burt	393	Filter Strip	Wp_Native Species, Foregone Income	Ac	\$591.38
Burt	394	Firebreak	Bare Soil, Bladed or Disked, Greater Than or Equal to 30 Feet	Ft	\$3.79
Burt	394	Firebreak	HU-Bare Soil, Bladed or Disked, Greater Than or Equal to 30 Feet	Ft	\$4.55
Burt	394	Firebreak	Bare Soil, Bladed or Disked, Less Than or Equal to 15 Percent Slope	Ft	\$0.13
Burt	394	Firebreak	HU-Bare Soil, Bladed or Disked, Less Than or Equal to 15 Percent Slope	Ft	\$0.16
Burt	394	Firebreak	Permanent Vegetation, 30 Feet	Ft	\$0.37

County	Code	Practice	Component	Units	Unit Cost
Burt	394	Firebreak	HU-Permanent Vegetation, 30 Feet	Ft	\$0.46
Burt	394	Firebreak	Vegetation with Bush Hog, 30 Feet	Ft	\$0.15
Burt	394	Firebreak	HU-Vegetation with Bush Hog, 30 Feet	Ft	\$0.18
Burt	394	Firebreak	Vegetation, 5 to 45 Percent Slope	Ft	\$0.90
Burt	394	Firebreak	HU-Vegetation, 5 to 45 Percent Slope	Ft	\$1.07
Burt	395	Stream Habitat Improvement and Management	Fish Barrier	CuYd	\$7,084.70
Burt	395	Stream Habitat Improvement and Management	HU-Fish Barrier	CuYd	\$8,501.63
Burt	395	Stream Habitat Improvement and Management	Rock and Wood Structure	Ac	\$28,259.44
Burt	395	Stream Habitat Improvement and Management	HU-Rock and Wood Structure	Ac	\$33,911.33
Burt	395	Stream Habitat Improvement and Management	Rock Structure, Boulders Instream	Ac	\$15,680.33
Burt	395	Stream Habitat Improvement and Management	HU-Rock Structure, Boulders Instream	Ac	\$18,816.40
Burt	395	Stream Habitat Improvement and Management	Wood Structure, Root Wads, Instream	Ac	\$16,122.91
Burt	395	Stream Habitat Improvement and Management	HU-Wood Structure, Root Wads, Instream	Ac	\$19,347.49
Burt	396	Aquatic Organism Passage	Crossing, Low Water	CuYd	\$210.74
Burt	396	Aquatic Organism Passage	HU-Crossing, Low Water	CuYd	\$252.89
Burt	396	Aquatic Organism Passage	Culvert, Corrugated Metal Pipe	No	\$9,333.20
Burt	396	Aquatic Organism Passage	HU-Culvert, Corrugated Metal Pipe	No	\$11,199.84
Burt	396	Aquatic Organism Passage	Fishway, Nature-Like	Ac	\$38,274.50
Burt	396	Aquatic Organism Passage	HU-Fishway, Nature-Like	Ac	\$45,929.39
Burt	396	Aquatic Organism Passage	Removal, Passage Barriers	CuYd	\$35.28
Burt	396	Aquatic Organism Passage	HU-Removal, Passage Barriers	CuYd	\$42.33
Burt	399	Fishpond Management	Depth Management	Ac	\$6,860.56
Burt	399	Fishpond Management	HU-Depth Management	Ac	\$8,232.66
Burt	399	Fishpond Management	Structure, Habitat	Ac	\$1,031.66
Burt	399	Fishpond Management	HU-Structure, Habitat	Ac	\$1,237.98
Burt	399	Fishpond Management	Vegetation, Native	Ac	\$931.02
Burt	399	Fishpond Management	HU-Vegetation, Native	Ac	\$1,117.22

County	Code	Practice	Component	Units	Unit Cost
Burt	402	Dam	Pipe, Spillway	CuYd	\$5.61
Burt	402	Dam	HU-Pipe, Spillway	CuYd	\$6.73
Burt	410	Grade Stabilization Structure	Chute Structure, Concrete Block	SqFt	\$7.29
Burt	410	Grade Stabilization Structure	HU-Chute Structure, Concrete Block	SqFt	\$8.76
Burt	410	Grade Stabilization Structure	Chute Structure, Rock	CuYd	\$127.05
Burt	410	Grade Stabilization Structure	HU-Chute Structure, Rock	CuYd	\$152.46
Burt	410	Grade Stabilization Structure	Dam and Spillway, Rehabilitation	DialnFt	\$12.15
Burt	410	Grade Stabilization Structure	HU-Dam and Spillway, Rehabilitation	DialnFt	\$14.58
Burt	410	Grade Stabilization Structure	Drop Structure, Box	CuYd	\$1,015.21
Burt	410	Grade Stabilization Structure	HU-Drop Structure, Box	CuYd	\$1,218.25
Burt	410	Grade Stabilization Structure	Drop Structure, Concrete Block Mat	SqFt	\$8.09
Burt	410	Grade Stabilization Structure	HU-Drop Structure, Concrete Block Mat	SqFt	\$9.71
Burt	410	Grade Stabilization Structure	Drop Structure, Gabion Mattress	CuYd	\$178.74
Burt	410	Grade Stabilization Structure	HU-Drop Structure, Gabion Mattress	CuYd	\$214.49
Burt	410	Grade Stabilization Structure	Drop Structure, Metal	SqFt	\$54.73
Burt	410	Grade Stabilization Structure	HU-Drop Structure, Metal	SqFt	\$65.67
Burt	410	Grade Stabilization Structure	Drop Structure, Precast Modular Blocks	CuYd	\$403.06
Burt	410	Grade Stabilization Structure	HU-Drop Structure, Precast Modular Blocks	CuYd	\$483.68
Burt	410	Grade Stabilization Structure	Drop Structure, Weir	SqFt	\$124.98
Burt	410	Grade Stabilization Structure	HU-Drop Structure, Weir	SqFt	\$149.98
Burt	410	Grade Stabilization Structure	Drop Structure, Weir with Sheet Pile	SqFt	\$61.51
Burt	410	Grade Stabilization Structure	HU-Drop Structure, Weir with Sheet Pile	SqFt	\$73.81
Burt	410	Grade Stabilization Structure	Embankment, No Spillway Pipe	CuYd	\$4.63
Burt	410	Grade Stabilization Structure	HU-Embankment, No Spillway Pipe	CuYd	\$5.56
Burt	410	Grade Stabilization Structure	Embankment, Pipe <24 inch	CuYd	\$5.76
Burt	410	Grade Stabilization Structure	HU-Embankment, Pipe <24 inch	CuYd	\$6.92
Burt	410	Grade Stabilization Structure	Embankment, Pipe >=24 inch	CuYd	\$4.76

County	Code	Practice	Component	Units	Unit Cost
Burt	410	Grade Stabilization Structure	HU-Embankment, Pipe >=24 inch	CuYd	\$5.71
Burt	410	Grade Stabilization Structure	Embankment, Soil Treatment	CuYd	\$9.28
Burt	410	Grade Stabilization Structure	HU-Embankment, Soil Treatment	CuYd	\$11.14
Burt	410	Grade Stabilization Structure	Pipe Drop, Corrugated Metal Pipe	SqFt	\$20.39
Burt	410	Grade Stabilization Structure	HU-Pipe Drop, Corrugated Metal Pipe	SqFt	\$24.47
Burt	410	Grade Stabilization Structure	Pipe Drop, Plastic	SqFt	\$58.57
Burt	410	Grade Stabilization Structure	HU-Pipe Drop, Plastic	SqFt	\$70.29
Burt	410	Grade Stabilization Structure	Pipe Drop, Steel	SqFt	\$15.81
Burt	410	Grade Stabilization Structure	HU-Pipe Drop, Steel	SqFt	\$18.97
Burt	410	Grade Stabilization Structure	Pipe, 8 to 12 Inch	CuYd	\$5.99
Burt	410	Grade Stabilization Structure	HU-Pipe, 8 to 12 Inch	CuYd	\$7.19
Burt	410	Grade Stabilization Structure	Pipe, Greater Than 12 Inch	CuYd	\$8.32
Burt	410	Grade Stabilization Structure	HU-Pipe, Greater Than 12 Inch	CuYd	\$9.99
Burt	410	Grade Stabilization Structure	Pipe, Less Than or Equal to 6 Inch	CuYd	\$4.95
Burt	410	Grade Stabilization Structure	HU-Pipe, Less Than or Equal to 6 Inch	CuYd	\$5.95
Burt	410	Grade Stabilization Structure	Rock Drop	SqFt	\$85.80
Burt	410	Grade Stabilization Structure	HU-Rock Drop	SqFt	\$102.96
Burt	412	Grassed Waterway	Waterway with Side Dikes or Checks	Ac	\$5,799.25
Burt	412	Grassed Waterway	HU-Waterway with Side Dikes or Checks	Ac	\$6,959.10
Burt	412	Grassed Waterway	Wp_Waterway with Side Dikes or Checks	Ac	\$5,799.25
Burt	412	Grassed Waterway	Waterway, 25 to 50 ft2	Ac	\$4,533.82
Burt	412	Grassed Waterway	HU-Waterway, 25 to 50 ft2	Ac	\$5,440.58
Burt	412	Grassed Waterway	Wp_Waterway, 25 to 50 ft2	Ac	\$4,533.82
Burt	412	Grassed Waterway	Waterway, 50 to 100 ft2	Ac	\$5,499.38
Burt	412	Grassed Waterway	HU-Waterway, 50 to 100 ft2	Ac	\$6,599.26
Burt	412	Grassed Waterway	Wp_Waterway, 50 to 100 ft2	Ac	\$5,499.38
Burt	412	Grassed Waterway	Waterway, Crop Season Construction	Ac	\$4,872.12

County	Code	Practice	Component	Units	Unit Cost
Burt	412	Grassed Waterway	HU-Waterway, Crop Season Construction	Ac	\$5,778.89
Burt	412	Grassed Waterway	Wp_Waterway, Crop Season Construction	Ac	\$4,872.12
Burt	412	Grassed Waterway	Waterway, high excavation volume per acre	CuYd	\$3.09
Burt	412	Grassed Waterway	HU-Waterway, high excavation volume per acre	CuYd	\$3.71
Burt	412	Grassed Waterway	Wp_Waterway, high excavation volume per acre	CuYd	\$3.09
Burt	412	Grassed Waterway	Waterway, less than 25 ft2	Ac	\$3,758.44
Burt	412	Grassed Waterway	HU-Waterway, less than 25 ft2	Ac	\$4,510.12
Burt	412	Grassed Waterway	Wp_Waterway, less than 25 ft2	Ac	\$3,758.44
Burt	420	Wildlife Habitat Planting	High Species Diversity on Cropland with Foregone Income	Ac	\$1,037.08
Burt	420	Wildlife Habitat Planting	HU-High Species Diversity on Cropland with Foregone Income	Ac	\$1,170.18
Burt	420	Wildlife Habitat Planting	Pr_High Species Diversity on Cropland with Foregone Income	Ac	\$1,170.18
Burt	420	Wildlife Habitat Planting	High Species Diversity on Fallow or Non-Cropland, no Foregone Income	Ac	\$534.17
Burt	420	Wildlife Habitat Planting	HU-High Species Diversity on Fallow or Non-Cropland, no Foregone Income	Ac	\$641.00
Burt	420	Wildlife Habitat Planting	Pr_High Species Diversity on Fallow or Non-Cropland, no Foregone Income	Ac	\$641.00
Burt	420	Wildlife Habitat Planting	Low Species Diversity on Cropland with Foregone Income	Ac	\$701.53
Burt	420	Wildlife Habitat Planting	HU-Low Species Diversity on Cropland with Foregone Income	Ac	\$767.52
Burt	420	Wildlife Habitat Planting	Pr_Low Species Diversity on Cropland with Foregone Income	Ac	\$767.52
Burt	420	Wildlife Habitat Planting	Low Species Diversity on Non-Cropland, no Foregone Income	Ac	\$272.09
Burt	420	Wildlife Habitat Planting	HU-Low Species Diversity on Non-Cropland, no Foregone Income	Ac	\$326.51
Burt	420	Wildlife Habitat Planting	Pr_Low Species Diversity on Non-Cropland, no Foregone Income	Ac	\$326.51
Burt	420	Wildlife Habitat Planting	Specialized Habitat Requirements on Cropland with Foregone Income	Ac	\$1,526.07
Burt	420	Wildlife Habitat Planting	HU-Specialized Habitat Requirements on Cropland with Foregone Income	Ac	\$1,756.98
Burt	420	Wildlife Habitat Planting	Pr_Specialized Habitat Requirements on Cropland with Foregone Income	Ac	\$1,756.98
Burt	420	Wildlife Habitat Planting	Specialized Habitat Requirements on Non-Cropland, no Foregone Income	Ac	\$1,170.11
Burt	420	Wildlife Habitat Planting	HU-Specialized Habitat Requirements on Non-Cropland, no Foregone Income	Ac	\$1,404.12
Burt	420	Wildlife Habitat Planting	Pr_Specialized Habitat Requirements on Non-Cropland, no Foregone Income	Ac	\$1,404.12
Burt	420	Wildlife Habitat Planting	Very Small Acreage (<.5 ac) Planting with Seedlings	SqFt	\$0.53

County	Code	Practice	Component	Units	Unit Cost
Burt	420	Wildlife Habitat Planting	HU-Very Small Acreage (<.5 ac) Planting with Seedlings	SqFt	\$0.64
Burt	420	Wildlife Habitat Planting	Pr_Very Small Acreage (<.5 ac) Planting with Seedlings	SqFt	\$0.64
Burt	422	Hedgerow Planting	Bareroot, machine plant (FI)	Ft	\$1.07
Burt	422	Hedgerow Planting	HU-Bareroot, machine plant (FI)	Ft	\$1.24
Burt	422	Hedgerow Planting	Container, Machine Plant (FI)	Ft	\$1.20
Burt	422	Hedgerow Planting	HU-Container, Machine Plant (FI)	Ft	\$1.41
Burt	422	Hedgerow Planting	Contour	Ft	\$3.37
Burt	422	Hedgerow Planting	HU-Contour	Ft	\$4.04
Burt	422	Hedgerow Planting	Contour, exotic grass	Ft	\$3.67
Burt	422	Hedgerow Planting	HU-Contour, exotic grass	Ft	\$4.40
Burt	422	Hedgerow Planting	Pollinator Habitat	Ft	\$3.41
Burt	422	Hedgerow Planting	HU-Pollinator Habitat	Ft	\$4.09
Burt	422	Hedgerow Planting	Wildlife Cool Season	Ft	\$3.37
Burt	422	Hedgerow Planting	HU-Wildlife Cool Season	Ft	\$4.03
Burt	422	Hedgerow Planting	Wildlife machine plant	Ft	\$0.65
Burt	422	Hedgerow Planting	HU-Wildlife machine plant	Ft	\$0.78
Burt	422	Hedgerow Planting	Wildlife, Warm Season Grass	Ft	\$3.48
Burt	422	Hedgerow Planting	HU-Wildlife, Warm Season Grass	Ft	\$4.18
Burt	428	Irrigation Ditch Lining	Concrete Lining	SqYd	\$17.61
Burt	428	Irrigation Ditch Lining	HU-Concrete Lining	SqYd	\$21.13
Burt	428	Irrigation Ditch Lining	Flexible Lining	SqYd	\$8.71
Burt	428	Irrigation Ditch Lining	HU-Flexible Lining	SqYd	\$10.45
Burt	430	Irrigation Pipeline	Boring, by the pound, small scale	Lb	\$125.01
Burt	430	Irrigation Pipeline	HU-Boring, by the pound, small scale	Lb	\$187.52
Burt	430	Irrigation Pipeline	Wp_Boring, by the pound, small scale	Lb	\$125.01
Burt	430	Irrigation Pipeline	HDPE (Iron Pipe Size and Tubing), less than or equal to 2 inch, Small Scale, No Joint Fusing	Lb	\$12.83

County	Code	Practice	Component	Units	Unit Cost
Burt	430	Irrigation Pipeline	HU-HDPE (Iron Pipe Size and Tubing), less than or equal to 2 inch, Small Scale, No Joint Fusing	Lb	\$19.24
Burt	430	Irrigation Pipeline	Wp_HDPE (Iron Pipe Size and Tubing), less than or equal to 2 inch, Small Scale, No Joint Fusing	Lb	\$12.83
Burt	430	Irrigation Pipeline	HDPE, by the pound	Lb	\$2.31
Burt	430	Irrigation Pipeline	HU-HDPE, by the pound	Lb	\$3.45
Burt	430	Irrigation Pipeline	Wp_HDPE, by the pound	Lb	\$2.31
Burt	430	Irrigation Pipeline	PVC (Iron Pipe Size), less than or equal to 4 inch, Small Scale System	Lnft	\$5.40
Burt	430	Irrigation Pipeline	HU-PVC (Iron Pipe Size), less than or equal to 4 inch, Small Scale System	Lnft	\$8.10
Burt	430	Irrigation Pipeline	Wp_PVC (Iron Pipe Size), less than or equal to 4 inch, Small Scale System	Lnft	\$5.40
Burt	430	Irrigation Pipeline	PVC, 10-in by the foot	Ft	\$8.66
Burt	430	Irrigation Pipeline	HU-PVC, 10-in by the foot	Ft	\$12.98
Burt	430	Irrigation Pipeline	Wp_PVC, 10-in by the foot	Ft	\$8.66
Burt	430	Irrigation Pipeline	PVC, by pound, boring	Lb	\$4.91
Burt	430	Irrigation Pipeline	HU-PVC, by pound, boring	Lb	\$7.36
Burt	430	Irrigation Pipeline	Wp_PVC, by pound, boring	Lb	\$4.91
Burt	430	Irrigation Pipeline	PVC, by the pound	Lb	\$2.91
Burt	430	Irrigation Pipeline	HU-PVC, by the pound	Lb	\$4.38
Burt	430	Irrigation Pipeline	Wp_PVC, by the pound	Lb	\$2.91
Burt	430	Irrigation Pipeline	Surface HDPE (Iron Pipe Size and Tubing), less than or equal to 2 inch, Small Scale	Lb	\$5.98
Burt	430	Irrigation Pipeline	HU-Surface HDPE (Iron Pipe Size and Tubing), less than or equal to 2 inch, Small Scale	Lb	\$8.96
Burt	430	Irrigation Pipeline	Wp_Surface HDPE (Iron Pipe Size and Tubing), less than or equal to 2 inch, Small Scale	Lb	\$5.98
Burt	432	Dry Hydrant	PVC	No	\$4,366.11
Burt	432	Dry Hydrant	HU-PVC	No	\$5,239.33
Burt	436	Irrigation Reservoir	Embankment Dam	CuYd	\$3.06
Burt	436	Irrigation Reservoir	HU-Embankment Dam	CuYd	\$4.60

County	Code	Practice	Component	Units	Unit Cost
Burt	436	Irrigation Reservoir	Embankment Reservoir > 30 Acre-Feet	CuYd	\$2.31
Burt	436	Irrigation Reservoir	HU-Embankment Reservoir > 30 Acre-Feet	CuYd	\$3.46
Burt	436	Irrigation Reservoir	Excavated Tailwater Pit	CuYd	\$1.37
Burt	436	Irrigation Reservoir	HU-Excavated Tailwater Pit	CuYd	\$2.05
Burt	436	Irrigation Reservoir	Plastic tank, less than or equal to 1,000 gallons	Gal	\$1.30
Burt	436	Irrigation Reservoir	HU-Plastic tank, less than or equal to 1,000 gallons	Gal	\$1.96
Burt	441	Irrigation System, Microirrigation	SDI (Subsurface Drip Irrigation)	Ac	\$1,328.60
Burt	441	Irrigation System, Microirrigation	HU-SDI (Subsurface Drip Irrigation)	Ac	\$1,992.89
Burt	441	Irrigation System, Microirrigation	Wp_SD I (Subsurface Drip Irrigation)	Ac	\$1,328.60
Burt	441	Irrigation System, Microirrigation	Small Microirrigation System	SqFt	\$0.66
Burt	441	Irrigation System, Microirrigation	HU-Small Microirrigation System	SqFt	\$0.98
Burt	441	Irrigation System, Microirrigation	Wp_Small Microirrigation System	SqFt	\$0.66
Burt	441	Irrigation System, Microirrigation	Surface PE, with emitters, high tunnel	SqFt	\$0.61
Burt	441	Irrigation System, Microirrigation	HU-Surface PE, with emitters, high tunnel	SqFt	\$0.91
Burt	441	Irrigation System, Microirrigation	Wp_Surface PE, with emitters, high tunnel	SqFt	\$0.61
Burt	441	Irrigation System, Microirrigation	Surface PE, with emitters, trees and shrubs	No	\$2.02
Burt	441	Irrigation System, Microirrigation	HU-Surface PE, with emitters, trees and shrubs	No	\$3.03
Burt	441	Irrigation System, Microirrigation	Wp_Surface PE, with emitters, trees and shrubs	No	\$2.02
Burt	441	Irrigation System, Microirrigation	Surface Tape <5 acres	Ac	\$2,529.43
Burt	441	Irrigation System, Microirrigation	HU-Surface Tape <5 acres	Ac	\$3,794.13
Burt	441	Irrigation System, Microirrigation	Wp_Surface Tape <5 acres	Ac	\$2,529.43
Burt	442	Sprinkler System	Gravity to Pivot Conversion	Ft	\$46.00
Burt	442	Sprinkler System	HU-Gravity to Pivot Conversion	Ft	\$68.99
Burt	442	Sprinkler System	Wp_Gravity to Pivot Conversion	Ft	\$46.00
Burt	442	Sprinkler System	Gravity to Pivot Conversion with VRI	Ft	\$69.58
Burt	442	Sprinkler System	HU-Gravity to Pivot Conversion with VRI	Ft	\$104.37
Burt	442	Sprinkler System	Wp_Gravity to Pivot Conversion with VRI	Ft	\$69.58

County	Code	Practice	Component	Units	Unit Cost
Burt	442	Sprinkler System	Linear Move System	Ft	\$72.64
Burt	442	Sprinkler System	HU-Linear Move System	Ft	\$108.97
Burt	442	Sprinkler System	Wp_Linear Move System	Ft	\$72.64
Burt	442	Sprinkler System	Mobile Drip Irrigation Retrofit, Center Pivot	Lnft	\$9.60
Burt	442	Sprinkler System	HU-Mobile Drip Irrigation Retrofit, Center Pivot	Lnft	\$14.40
Burt	442	Sprinkler System	Wp_Mobile Drip Irrigation Retrofit, Center Pivot	Lnft	\$9.60
Burt	442	Sprinkler System	Small Solid Set, Above Ground Laterals	Ac	\$1,821.30
Burt	442	Sprinkler System	HU-Small Solid Set, Above Ground Laterals	Ac	\$2,731.96
Burt	442	Sprinkler System	Wp_Small Solid Set, Above Ground Laterals	Ac	\$1,821.30
Burt	442	Sprinkler System	System Renovation, Renozzle with Drops	No	\$19.49
Burt	442	Sprinkler System	HU-System Renovation, Renozzle with Drops	No	\$29.22
Burt	442	Sprinkler System	Wp_System Renovation, Renozzle with Drops	No	\$19.49
Burt	442	Sprinkler System	VRI System Retrofit Zone	Ft	\$25.33
Burt	442	Sprinkler System	HU-VRI System Retrofit Zone	Ft	\$38.00
Burt	442	Sprinkler System	Wp_VRI System Retrofit Zone	Ft	\$25.33
Burt	443	Irrigation System, Surface and Subsurface	Aluminum Gated Pipe	Ac	\$158.81
Burt	443	Irrigation System, Surface and Subsurface	HU-Aluminum Gated Pipe	Ac	\$238.21
Burt	443	Irrigation System, Surface and Subsurface	Nutrient Film Technique (NFT)	SqFt	\$5.51
Burt	443	Irrigation System, Surface and Subsurface	HU-Nutrient Film Technique (NFT)	SqFt	\$8.27
Burt	443	Irrigation System, Surface and Subsurface	Polyvinyl Chloride (PVC) Gated Pipe	Ac	\$82.86
Burt	443	Irrigation System, Surface and Subsurface	HU-Polyvinyl Chloride (PVC) Gated Pipe	Ac	\$124.29
Burt	443	Irrigation System, Surface and Subsurface	Surge Valve & Controller	No	\$1,616.83
Burt	443	Irrigation System, Surface and Subsurface	HU-Surge Valve & Controller	No	\$2,425.25
Burt	447	Irrigation and Drainage Tailwater Recovery	Delta Tail Water Pit	CuYd	\$1.53
Burt	447	Irrigation and Drainage Tailwater Recovery	HU-Delta Tail Water Pit	CuYd	\$1.83
Burt	447	Irrigation and Drainage Tailwater Recovery	Drainage Water Recycling	Lnft	\$23.94
Burt	447	Irrigation and Drainage Tailwater Recovery	HU-Drainage Water Recycling	Lnft	\$28.73

County	Code	Practice	Component	Units	Unit Cost
Burt	447	Irrigation and Drainage Tailwater Recovery	Tailwater Collection Structure	InFt	\$3.80
Burt	447	Irrigation and Drainage Tailwater Recovery	HU-Tailwater Collection Structure	InFt	\$4.56
Burt	449	Irrigation Water Management	Basic IWM < 1 acre	No	\$877.06
Burt	449	Irrigation Water Management	HU-Basic IWM < 1 acre	No	\$1,052.48
Burt	449	Irrigation Water Management	Wp_Basic IWM < 1 acre	No	\$1,052.48
Burt	449	Irrigation Water Management	Consulatant Based IWM No Equipment	No	\$584.71
Burt	449	Irrigation Water Management	HU-Consulatant Based IWM No Equipment	No	\$701.65
Burt	449	Irrigation Water Management	Wp_Consulatant Based IWM No Equipment	No	\$701.65
Burt	449	Irrigation Water Management	IWM w weather station	No	\$4,764.25
Burt	449	Irrigation Water Management	HU-IWM w weather station	No	\$5,717.10
Burt	449	Irrigation Water Management	Wp_IWM w weather station	No	\$5,717.10
Burt	449	Irrigation Water Management	IWM, Advanced Technique	No	\$2,504.61
Burt	449	Irrigation Water Management	HU-IWM, Advanced Technique	No	\$3,005.53
Burt	449	Irrigation Water Management	Wp_IWM, Advanced Technique	No	\$3,005.53
Burt	449	Irrigation Water Management	IWM, Advanced Technique Incorporating Precision Irrigation	No	\$3,995.68
Burt	449	Irrigation Water Management	HU-IWM, Advanced Technique Incorporating Precision Irrigation	No	\$4,794.81
Burt	449	Irrigation Water Management	Wp_IWM, Advanced Technique Incorporating Precision Irrigation	No	\$4,794.81
Burt	449	Irrigation Water Management	IWM, Basic Technique	Ac	\$5.34
Burt	449	Irrigation Water Management	HU-IWM, Basic Technique	Ac	\$6.41
Burt	449	Irrigation Water Management	Wp_IWM, Basic Technique	Ac	\$6.41
Burt	449	Irrigation Water Management	IWM, Intermediate Technique, 1st year	No	\$1,631.13
Burt	449	Irrigation Water Management	HU-IWM, Intermediate Technique, 1st year	No	\$1,957.35
Burt	449	Irrigation Water Management	Wp_IWM, Intermediate Technique, 1st year	No	\$1,957.35
Burt	449	Irrigation Water Management	IWM, Intermediate Technique, Subsequent Years	Ac	\$7.11
Burt	449	Irrigation Water Management	HU-IWM, Intermediate Technique, Subsequent Years	Ac	\$8.52
Burt	449	Irrigation Water Management	Wp_IWM, Intermediate Technique, Subsequent Years	Ac	\$8.52
Burt	450	Anionic Polyacrylamide (PAM) Application	PAM Application	Lb	\$3.62

County	Code	Practice	Component	Units	Unit Cost
Burt	450	Anionic Polyacrylamide (PAM) Application	HU-PAM Application	Lb	\$4.35
Burt	460	Land Clearing	Heavy Equipment	Ac	\$905.06
Burt	460	Land Clearing	HU-Heavy Equipment	Ac	\$1,086.08
Burt	460	Land Clearing	Non-Heavy Equipment	Ac	\$917.09
Burt	460	Land Clearing	HU-Non-Heavy Equipment	Ac	\$1,100.51
Burt	462	Precision Land Forming and Smoothing	Heavy Shaping	Ac	\$1,267.69
Burt	462	Precision Land Forming and Smoothing	HU-Heavy Shaping	Ac	\$1,521.22
Burt	462	Precision Land Forming and Smoothing	Land Forming	Ac	\$938.53
Burt	462	Precision Land Forming and Smoothing	HU-Land Forming	Ac	\$1,126.23
Burt	462	Precision Land Forming and Smoothing	Minor Shaping	Ac	\$612.68
Burt	462	Precision Land Forming and Smoothing	HU-Minor Shaping	Ac	\$735.21
Burt	462	Precision Land Forming and Smoothing	Minor Shaping - Field Scale	Ac	\$80.53
Burt	462	Precision Land Forming and Smoothing	HU-Minor Shaping - Field Scale	Ac	\$96.64
Burt	462	Precision Land Forming and Smoothing	Site Stabilization	CuYd	\$2.04
Burt	462	Precision Land Forming and Smoothing	HU-Site Stabilization	CuYd	\$2.46
Burt	462	Precision Land Forming and Smoothing	Terrace Removal	Ft	\$0.65
Burt	462	Precision Land Forming and Smoothing	HU-Terrace Removal	Ft	\$0.78
Burt	464	Irrigation Land Leveling	Irrigation Land Leveling	CuYd	\$1.96
Burt	464	Irrigation Land Leveling	HU-Irrigation Land Leveling	CuYd	\$2.36
Burt	464	Irrigation Land Leveling	Small Scale Irrigation Land Leveling	Ac	\$927.02
Burt	464	Irrigation Land Leveling	HU-Small Scale Irrigation Land Leveling	Ac	\$1,112.43
Burt	468	Lined Waterway or Outlet	Articulated Concrete Block	SqFt	\$9.41
Burt	468	Lined Waterway or Outlet	HU-Articulated Concrete Block	SqFt	\$11.30
Burt	468	Lined Waterway or Outlet	Concrete - NP Reg 1	SqFt	\$7.48
Burt	468	Lined Waterway or Outlet	HU-Concrete - NP Reg 1	SqFt	\$8.98
Burt	468	Lined Waterway or Outlet	Concrete Block	SqFt	\$5.92
Burt	468	Lined Waterway or Outlet	HU-Concrete Block	SqFt	\$7.10

County	Code	Practice	Component	Units	Unit Cost
Burt	468	Lined Waterway or Outlet	Rock Lined, 12 inch	SqFt	\$5.83
Burt	468	Lined Waterway or Outlet	HU-Rock Lined, 12 inch	SqFt	\$7.01
Burt	468	Lined Waterway or Outlet	Rock Lined, 24 in	SqFt	\$12.42
Burt	468	Lined Waterway or Outlet	HU-Rock Lined, 24 in	SqFt	\$14.90
Burt	468	Lined Waterway or Outlet	Splash Pad	SqFt	\$9.42
Burt	468	Lined Waterway or Outlet	HU-Splash Pad	SqFt	\$11.32
Burt	468	Lined Waterway or Outlet	Turf Reinforced Matting	SqFt	\$1.00
Burt	468	Lined Waterway or Outlet	HU-Turf Reinforced Matting	SqFt	\$1.20
Burt	468	Lined Waterway or Outlet	Turf Reinforced Matting, Moderate Stress	SqFt	\$2.35
Burt	468	Lined Waterway or Outlet	HU-Turf Reinforced Matting, Moderate Stress	SqFt	\$2.82
Burt	472	Access Control	Animal exclusion from sensitive areas	Ft	\$0.15
Burt	472	Access Control	HU-Animal exclusion from sensitive areas	Ft	\$0.18
Burt	472	Access Control	Pr_Animal exclusion from sensitive areas	Ft	\$0.18
Burt	472	Access Control	Animal exclusion from sensitive areas (FI)	Ac	\$46.06
Burt	472	Access Control	HU-Animal exclusion from sensitive areas (FI)	Ac	\$46.53
Burt	472	Access Control	Pr_Animal exclusion from sensitive areas (FI)	Ac	\$46.53
Burt	472	Access Control	Trails/Roads Access Control	No	\$660.75
Burt	472	Access Control	HU-Trails/Roads Access Control	No	\$792.90
Burt	472	Access Control	Pr_Trails/Roads Access Control	No	\$792.90
Burt	484	Mulching	Erosion Control Blanket	SqFt	\$0.24
Burt	484	Mulching	HU-Erosion Control Blanket	SqFt	\$0.29
Burt	484	Mulching	Hydromulch	Ac	\$940.58
Burt	484	Mulching	HU-Hydromulch	Ac	\$1,128.69
Burt	484	Mulching	Natural Material, Small Bale	SqFt	\$0.30
Burt	484	Mulching	HU-Natural Material, Small Bale	SqFt	\$0.36
Burt	484	Mulching	Natural Material, Temporary	Ac	\$435.63
Burt	484	Mulching	HU-Natural Material, Temporary	Ac	\$522.75

County	Code	Practice	Component	Units	Unit Cost
Burt	484	Mulching	Synthetic Material	Ac	\$2,766.31
Burt	484	Mulching	HU-Synthetic Material	Ac	\$3,319.57
Burt	484	Mulching	Woven Material, Roll	Ft	\$0.67
Burt	484	Mulching	HU-Woven Material, Roll	Ft	\$0.80
Burt	484	Mulching	Woven Material, Square	No	\$1.14
Burt	484	Mulching	HU-Woven Material, Square	No	\$1.38
Burt	490	Tree/Shrub Site Preparation	Mechanical, Medium	Ac	\$322.63
Burt	490	Tree/Shrub Site Preparation	HU-Mechanical, Medium	Ac	\$387.16
Burt	490	Tree/Shrub Site Preparation	Tree-Shrub Site Prep - small acreage	kSqFt	\$15.32
Burt	490	Tree/Shrub Site Preparation	HU-Tree-Shrub Site Prep - small acreage	kSqFt	\$18.38
Burt	490	Tree/Shrub Site Preparation	Windbreak - Site Preparation	Ac	\$482.07
Burt	490	Tree/Shrub Site Preparation	HU-Windbreak - Site Preparation	Ac	\$578.49
Burt	490	Tree/Shrub Site Preparation	Windbreak, chemical only	Ac	\$123.22
Burt	490	Tree/Shrub Site Preparation	HU-Windbreak, chemical only	Ac	\$147.87
Burt	490	Tree/Shrub Site Preparation	Windbreak/Shelterbelt Renovation - Heavy	Ac	\$8,522.60
Burt	490	Tree/Shrub Site Preparation	HU-Windbreak/Shelterbelt Renovation - Heavy	Ac	\$10,227.12
Burt	500	Obstruction Removal	Removal and Disposal of Brush and Trees <= 6 inch Diameter	Ac	\$1,280.37
Burt	500	Obstruction Removal	HU-Removal and Disposal of Brush and Trees <= 6 inch Diameter	Ac	\$1,536.45
Burt	500	Obstruction Removal	Removal and Disposal of Brush and Trees > 6 inch Diameter	Ac	\$2,240.91
Burt	500	Obstruction Removal	HU-Removal and Disposal of Brush and Trees > 6 inch Diameter	Ac	\$2,689.08
Burt	500	Obstruction Removal	Removal and Disposal of Fence, Feedlot	Ft	\$5.07
Burt	500	Obstruction Removal	HU-Removal and Disposal of Fence, Feedlot	Ft	\$6.08
Burt	500	Obstruction Removal	Removal and Disposal of Fence, landscape	Ft	\$1.23
Burt	500	Obstruction Removal	HU-Removal and Disposal of Fence, landscape	Ft	\$1.49
Burt	500	Obstruction Removal	Removal and disposal of heavy scattered debris	SqFt	\$1.22
Burt	500	Obstruction Removal	HU-Removal and disposal of heavy scattered debris	SqFt	\$1.47
Burt	500	Obstruction Removal	Removal and disposal of individual landscape structures	SqFt	\$10.86

County	Code	Practice	Component	Units	Unit Cost
Burt	500	Obstruction Removal	HU-Removal and disposal of individual landscape structures	SqFt	\$13.03
Burt	500	Obstruction Removal	Removal and disposal of light sand and flood sediment > 30 inches	Ac	\$3,898.56
Burt	500	Obstruction Removal	HU-Removal and disposal of light sand and flood sediment > 30 inches	Ac	\$4,678.28
Burt	500	Obstruction Removal	Removal and disposal of light sand and flood sediment 12-30 inches	Ac	\$2,713.13
Burt	500	Obstruction Removal	HU-Removal and disposal of light sand and flood sediment 12-30 inches	Ac	\$3,255.75
Burt	500	Obstruction Removal	Removal and disposal of light scattered debris	Ac	\$408.08
Burt	500	Obstruction Removal	HU-Removal and disposal of light scattered debris	Ac	\$489.69
Burt	500	Obstruction Removal	Removal and Disposal of Power Lines and Poles	Ft	\$3.55
Burt	500	Obstruction Removal	HU-Removal and Disposal of Power Lines and Poles	Ft	\$4.26
Burt	500	Obstruction Removal	Removal and Disposal of Rock and or Boulders	CuYd	\$118.80
Burt	500	Obstruction Removal	HU-Removal and Disposal of Rock and or Boulders	CuYd	\$142.56
Burt	500	Obstruction Removal	Removal and Disposal of Steel and or Concrete Structures	SqFt	\$11.76
Burt	500	Obstruction Removal	HU-Removal and Disposal of Steel and or Concrete Structures	SqFt	\$14.12
Burt	500	Obstruction Removal	Removal and Disposal of Wood Structures	SqFt	\$6.41
Burt	500	Obstruction Removal	HU-Removal and Disposal of Wood Structures	SqFt	\$7.70
Burt	511	Forage Harvest Management	Improved Forage Quality	Ac	\$4.24
Burt	511	Forage Harvest Management	HU-Improved Forage Quality	Ac	\$5.08
Burt	512	Pasture and Hay Planting	Bermuda Grass Establishment-Sprigging with fertilizer	Ac	\$168.68
Burt	512	Pasture and Hay Planting	HU-Bermuda Grass Establishment-Sprigging with fertilizer	Ac	\$202.41
Burt	512	Pasture and Hay Planting	Wp_Bermuda Grass Establishment-Sprigging with fertilizer	Ac	\$168.68
Burt	512	Pasture and Hay Planting	Bermuda Grass Establishment-Sprigging with fertilizer and lime	Ac	\$228.94
Burt	512	Pasture and Hay Planting	HU-Bermuda Grass Establishment-Sprigging with fertilizer and lime	Ac	\$274.72
Burt	512	Pasture and Hay Planting	Wp_Bermuda Grass Establishment-Sprigging with fertilizer and lime	Ac	\$228.94
Burt	512	Pasture and Hay Planting	Introduced Perennial & Native Grass Mix	Ac	\$107.78
Burt	512	Pasture and Hay Planting	HU-Introduced Perennial & Native Grass Mix	Ac	\$129.33
Burt	512	Pasture and Hay Planting	Wp_Introduced Perennial & Native Grass Mix	Ac	\$107.78
Burt	512	Pasture and Hay Planting	Introduced Perennial & Native Grass Mix, foregone income	Ac	\$334.11

County	Code	Practice	Component	Units	Unit Cost
Burt	512	Pasture and Hay Planting	HU-Introduced Perennial & Native Grass Mix, foregone income	Ac	\$355.66
Burt	512	Pasture and Hay Planting	Wp_Introduced Perennial & Native Grass Mix, foregone income	Ac	\$334.11
Burt	512	Pasture and Hay Planting	Introduced Perennial Grasses with lime application	Ac	\$130.02
Burt	512	Pasture and Hay Planting	HU-Introduced Perennial Grasses with lime application	Ac	\$156.03
Burt	512	Pasture and Hay Planting	Wp_Introduced Perennial Grasses with lime application	Ac	\$130.02
Burt	512	Pasture and Hay Planting	Introduced Perennial Grasses-Legume	Ac	\$69.76
Burt	512	Pasture and Hay Planting	HU-Introduced Perennial Grasses-Legume	Ac	\$83.72
Burt	512	Pasture and Hay Planting	Wp_Introduced Perennial Grasses-Legume	Ac	\$69.76
Burt	512	Pasture and Hay Planting	Introduced Perennial Grasses-Legume, foregone income	Ac	\$296.09
Burt	512	Pasture and Hay Planting	HU-Introduced Perennial Grasses-Legume, foregone income	Ac	\$310.04
Burt	512	Pasture and Hay Planting	Wp_Introduced Perennial Grasses-Legume, foregone income	Ac	\$296.09
Burt	512	Pasture and Hay Planting	Native Perennial Grasses, multi species	Ac	\$152.62
Burt	512	Pasture and Hay Planting	HU-Native Perennial Grasses, multi species	Ac	\$183.14
Burt	512	Pasture and Hay Planting	Wp_Native Perennial Grasses, multi species	Ac	\$152.62
Burt	512	Pasture and Hay Planting	Native Perennial Grasses, multi species, forgone income	Ac	\$378.95
Burt	512	Pasture and Hay Planting	HU-Native Perennial Grasses, multi species, forgone income	Ac	\$409.47
Burt	512	Pasture and Hay Planting	Wp_Native Perennial Grasses, multi species, forgone income	Ac	\$378.95
Burt	516	Livestock Pipeline	Backhoe, 2 inch dia. or less	Ft	\$5.87
Burt	516	Livestock Pipeline	HU-Backhoe, 2 inch dia. or less	Ft	\$7.04
Burt	516	Livestock Pipeline	Boring, any diameter	Ft	\$69.69
Burt	516	Livestock Pipeline	HU-Boring, any diameter	Ft	\$83.63
Burt	516	Livestock Pipeline	HDPE (Iron Pipe Size and Tubing), Small Scale	Lb	\$53.48
Burt	516	Livestock Pipeline	HU-HDPE (Iron Pipe Size and Tubing), Small Scale	Lb	\$64.17
Burt	516	Livestock Pipeline	Rural Water Connection Equipment	No	\$4,499.36
Burt	516	Livestock Pipeline	HU-Rural Water Connection Equipment	No	\$5,399.24
Burt	516	Livestock Pipeline	Shallow or Above Ground Pipeline, any diameter	Ft	\$2.66
Burt	516	Livestock Pipeline	HU-Shallow or Above Ground Pipeline, any diameter	Ft	\$3.20

County	Code	Practice	Component	Units	Unit Cost
Burt	516	Livestock Pipeline	Standard Installation, 2 inch dia. or less (KS/NE)	Ft	\$2.70
Burt	516	Livestock Pipeline	HU-Standard Installation, 2 inch dia. or less (KS/NE)	Ft	\$3.24
Burt	516	Livestock Pipeline	Standard Installation, 2 inch dia. or less (ND-SD)	Ft	\$3.36
Burt	516	Livestock Pipeline	HU-Standard Installation, 2 inch dia. or less (ND-SD)	Ft	\$4.02
Burt	516	Livestock Pipeline	Standard Installation, greater than 2 inch dia.	Ft	\$4.08
Burt	516	Livestock Pipeline	HU-Standard Installation, greater than 2 inch dia.	Ft	\$4.88
Burt	516	Livestock Pipeline	Surface HDPE (Iron Pipe Size and Tubing), Small Scale	Lb	\$17.31
Burt	516	Livestock Pipeline	HU-Surface HDPE (Iron Pipe Size and Tubing), Small Scale	Lb	\$20.77
Burt	520	Pond Sealing or Lining, Compacted Soil Treatment	Material haul > 1 mile	CuYd	\$11.21
Burt	520	Pond Sealing or Lining, Compacted Soil Treatment	HU- Material haul > 1 mile	CuYd	\$13.46
Burt	520	Pond Sealing or Lining, Compacted Soil Treatment	Bentonite Treatment - Covered	CuYd	\$66.39
Burt	520	Pond Sealing or Lining, Compacted Soil Treatment	HU-Bentonite Treatment - Covered	CuYd	\$79.66
Burt	520	Pond Sealing or Lining, Compacted Soil Treatment	Bentonite Treatment - Uncovered	CuYd	\$129.62
Burt	520	Pond Sealing or Lining, Compacted Soil Treatment	HU-Bentonite Treatment - Uncovered	CuYd	\$155.53
Burt	520	Pond Sealing or Lining, Compacted Soil Treatment	Soil Dispersant - Covered	CuYd	\$5.87
Burt	520	Pond Sealing or Lining, Compacted Soil Treatment	HU-Soil Dispersant - Covered	CuYd	\$7.04
Burt	520	Pond Sealing or Lining, Compacted Soil Treatment	Use On-Site Material	CuYd	\$6.51
Burt	520	Pond Sealing or Lining, Compacted Soil Treatment	HU-Use On-Site Material	CuYd	\$7.82
Burt	520	Pond Sealing or Lining, Compacted Soil Treatment	Use On-Site Material with Soil Cover	CuYd	\$5.26
Burt	520	Pond Sealing or Lining, Compacted Soil Treatment	HU-Use On-Site Material with Soil Cover	CuYd	\$6.31
Burt	521	Pond Sealing or Lining, Geomembrane or Geosynthetic Clay Liner	Flexible Membrane - Covered with liner drainage or venting	SqYd	\$16.26
Burt	521	Pond Sealing or Lining, Geomembrane or Geosynthetic Clay Liner	HU-Flexible Membrane - Covered with liner drainage or venting	SqYd	\$19.51
Burt	521	Pond Sealing or Lining, Geomembrane or Geosynthetic Clay Liner	Flexible Membrane - Uncovered with liner drainage or venting	SqYd	\$15.08
Burt	521	Pond Sealing or Lining, Geomembrane or Geosynthetic Clay Liner	HU-Flexible Membrane - Uncovered with liner drainage or venting	SqYd	\$18.10

County	Code	Practice	Component	Units	Unit Cost
Burt	528	Prescribed Grazing	Cover Crop/Aftermath	Ac	\$7.05
Burt	528	Prescribed Grazing	HU-Cover Crop/Aftermath	Ac	\$8.46
Burt	528	Prescribed Grazing	Grazing Management, Adaptive	Ac	\$14.96
Burt	528	Prescribed Grazing	HU-Grazing Management, Adaptive	Ac	\$17.94
Burt	528	Prescribed Grazing	Grazing Management, Adaptive + Monitoring	Ac	\$20.14
Burt	528	Prescribed Grazing	HU-Grazing Management, Adaptive + Monitoring	Ac	\$24.17
Burt	528	Prescribed Grazing	Grazing Management, Basic	Ac	\$8.75
Burt	528	Prescribed Grazing	HU-Grazing Management, Basic	Ac	\$10.50
Burt	528	Prescribed Grazing	Livestock Deferment (FI)	Ac	\$46.06
Burt	528	Prescribed Grazing	HU-Livestock Deferment (FI)	Ac	\$46.53
Burt	528	Prescribed Grazing	Livestock Deferment (FI) High Production Sites	Ac	\$59.86
Burt	528	Prescribed Grazing	HU-Livestock Deferment (FI) High Production Sites	Ac	\$60.33
Burt	528	Prescribed Grazing	Prescribed Grazing Management, 5 acres or less	Ac	\$218.37
Burt	528	Prescribed Grazing	HU-Prescribed Grazing Management, 5 acres or less	Ac	\$262.04
Burt	528	Prescribed Grazing	Small Ranch Unit	Ac	\$27.26
Burt	528	Prescribed Grazing	HU-Small Ranch Unit	Ac	\$32.71
Burt	528	Prescribed Grazing	Virtual Fence Adaptive Management, Years 2-5	No	\$61.16
Burt	528	Prescribed Grazing	HU-Virtual Fence Adaptive Management, Years 2-5	No	\$73.38
Burt	533	Pumping Plant	Irrigation, Modify Pump	No	\$21,445.30
Burt	533	Pumping Plant	HU-Irrigation, Modify Pump	No	\$32,167.94
Burt	533	Pumping Plant	Wp_Irrigation, Modify Pump	No	\$21,445.30
Burt	533	Pumping Plant	Irrigation, Submersible or Booster	No	\$8,172.69
Burt	533	Pumping Plant	HU-Irrigation, Submersible or Booster	No	\$12,259.04
Burt	533	Pumping Plant	Wp_Irrigation, Submersible or Booster	No	\$8,172.69
Burt	533	Pumping Plant	irrigation, Surface Water	No	\$11,575.87
Burt	533	Pumping Plant	HU-irrigation, Surface Water	No	\$17,363.82
Burt	533	Pumping Plant	Wp_irrigation, Surface Water	No	\$11,575.87

County	Code	Practice	Component	Units	Unit Cost
Burt	533	Pumping Plant	Irrigation, Surface Water with Fish Screen	No	\$16,688.97
Burt	533	Pumping Plant	HU-Irrigation, Surface Water with Fish Screen	No	\$25,033.46
Burt	533	Pumping Plant	Wp_Irrigation, Surface Water with Fish Screen	No	\$16,688.97
Burt	533	Pumping Plant	Irrigation, Variable Frequency Drive	No	\$3,779.71
Burt	533	Pumping Plant	HU-Irrigation, Variable Frequency Drive	No	\$5,669.58
Burt	533	Pumping Plant	Wp_Irrigation, Variable Frequency Drive	No	\$3,779.71
Burt	533	Pumping Plant	Livestock, Manure Transfer	No	\$20,619.06
Burt	533	Pumping Plant	HU-Livestock, Manure Transfer	No	\$24,742.86
Burt	533	Pumping Plant	Wp_Livestock, Manure Transfer	No	\$20,619.06
Burt	533	Pumping Plant	Livestock, Manure Transfer, Low HP, No Vault	No	\$4,349.00
Burt	533	Pumping Plant	HU-Livestock, Manure Transfer, Low HP, No Vault	No	\$5,218.79
Burt	533	Pumping Plant	Wp_Livestock, Manure Transfer, Low HP, No Vault	No	\$4,349.00
Burt	533	Pumping Plant	Livestock, Variable Frequency Drive	No	\$5,225.25
Burt	533	Pumping Plant	HU-Livestock, Variable Frequency Drive	No	\$6,270.30
Burt	533	Pumping Plant	Wp_Livestock, Variable Frequency Drive	No	\$5,225.25
Burt	533	Pumping Plant	Livestock, w/ Pressure Tank, Low HP	No	\$5,098.77
Burt	533	Pumping Plant	HU-Livestock, w/ Pressure Tank, Low HP	No	\$6,118.53
Burt	533	Pumping Plant	Wp_Livestock, w/ Pressure Tank, Low HP	No	\$5,098.77
Burt	533	Pumping Plant	Livestock, w/ Pressure Tank, No Vault, Low HP	No	\$2,832.75
Burt	533	Pumping Plant	HU-Livestock, w/ Pressure Tank, No Vault, Low HP	No	\$3,399.29
Burt	533	Pumping Plant	Wp_Livestock, w/ Pressure Tank, No Vault, Low HP	No	\$2,832.75
Burt	533	Pumping Plant	Livestock, With Pressure Tank, High HP	HP	\$2,465.28
Burt	533	Pumping Plant	HU-Livestock, With Pressure Tank, High HP	HP	\$2,958.34
Burt	533	Pumping Plant	Wp_Livestock, With Pressure Tank, High HP	HP	\$2,465.28
Burt	533	Pumping Plant	Livestock, without Pressure Tank (HP)	HP	\$2,111.54
Burt	533	Pumping Plant	HU-Livestock, without Pressure Tank (HP)	HP	\$2,533.83
Burt	533	Pumping Plant	Wp_Livestock, without Pressure Tank (HP)	HP	\$2,111.54

County	Code	Practice	Component	Units	Unit Cost
Burt	533	Pumping Plant	Photovoltaic-Powered Pump, <4 kW	Kw	\$6,956.66
Burt	533	Pumping Plant	HU-Photovoltaic-Powered Pump, <4 kW	Kw	\$8,347.99
Burt	533	Pumping Plant	Wp_Photovoltaic-Powered Pump, <4 kW	Kw	\$6,956.66
Burt	533	Pumping Plant	Solar-Powered Pump 1hp	No	\$6,403.08
Burt	533	Pumping Plant	HU-Solar-Powered Pump 1hp	No	\$7,683.69
Burt	533	Pumping Plant	Wp_Solar-Powered Pump 1hp	No	\$6,403.08
Burt	533	Pumping Plant	Variable Frequency Drive	BHP	\$104.73
Burt	533	Pumping Plant	HU-Variable Frequency Drive	BHP	\$125.68
Burt	533	Pumping Plant	Wp_Variable Frequency Drive	BHP	\$104.73
Burt	533	Pumping Plant	Windmill-Powered Pump	Ft	\$1,071.98
Burt	533	Pumping Plant	HU-Windmill-Powered Pump	Ft	\$1,286.39
Burt	533	Pumping Plant	Wp_Windmill-Powered Pump	Ft	\$1,071.98
Burt	550	Range Planting	Native Perennial, Conversion from Dryland Cropland, with FI	Ac	\$394.66
Burt	550	Range Planting	HU-Native Perennial, Conversion from Dryland Cropland, with FI	Ac	\$428.32
Burt	550	Range Planting	Wp_Native Perennial, Conversion from Dryland Cropland, with FI	Ac	\$394.66
Burt	550	Range Planting	Native -Wildlife or Pollinator	Ac	\$113.08
Burt	550	Range Planting	HU-Native -Wildlife or Pollinator	Ac	\$135.69
Burt	550	Range Planting	Wp_Native -Wildlife or Pollinator	Ac	\$113.08
Burt	550	Range Planting	Native, Heavy Prep	Ac	\$170.29
Burt	550	Range Planting	HU-Native, Heavy Prep	Ac	\$204.34
Burt	550	Range Planting	Wp_Native, Heavy Prep	Ac	\$170.29
Burt	550	Range Planting	Native, Standard Prep	Ac	\$152.62
Burt	550	Range Planting	HU-Native, Standard Prep	Ac	\$183.14
Burt	550	Range Planting	Wp_Native, Standard Prep	Ac	\$152.62
Burt	550	Range Planting	Native, Standard Prep (FI)	Ac	\$198.63
Burt	550	Range Planting	HU-Native, Standard Prep (FI)	Ac	\$229.15
Burt	550	Range Planting	Wp_Native, Standard Prep (FI)	Ac	\$198.63

County	Code	Practice	Component	Units	Unit Cost
Burt	550	Range Planting	Native, Wildlife, or Pollinator (FI)	Ac	\$268.92
Burt	550	Range Planting	HU-Native, Wildlife, or Pollinator (FI)	Ac	\$313.49
Burt	550	Range Planting	Wp_Native, Wildlife, or Pollinator (FI)	Ac	\$268.92
Burt	554	Drainage Water Management	Automated Drainage Water Management	Ac	\$7.14
Burt	554	Drainage Water Management	HU-Automated Drainage Water Management	Ac	\$8.56
Burt	554	Drainage Water Management	Drainage Water Management (DWM)	No	\$101.96
Burt	554	Drainage Water Management	HU-Drainage Water Management (DWM)	No	\$122.36
Burt	558	Roof Runoff Structure	Roof Gutter	Ft	\$4.44
Burt	558	Roof Runoff Structure	HU-Roof Gutter	Ft	\$5.33
Burt	558	Roof Runoff Structure	Trench Drain	Ft	\$11.20
Burt	558	Roof Runoff Structure	HU-Trench Drain	Ft	\$13.45
Burt	560	Access Road	New 6 inch gravel road with Geotextile, less than 2.5 Ft.	Ft	\$14.15
Burt	560	Access Road	HU-New 6 inch gravel road with Geotextile, less than 2.5 Ft.	Ft	\$16.98
Burt	561	Heavy Use Area Protection	Reinforced Concrete with sand or gravel foundation - cubic yard - NP Region	CuYd	\$481.85
Burt	561	Heavy Use Area Protection	HU-Reinforced Concrete with sand or gravel foundation - cubic yard - NP Region	CuYd	\$578.21
Burt	561	Heavy Use Area Protection	Rock/Gravel	CuYd	\$24.03
Burt	561	Heavy Use Area Protection	HU-Rock/Gravel	CuYd	\$28.84
Burt	561	Heavy Use Area Protection	Rock/Gravel on Geotextile - cubic yard - NP Region	CuYd	\$54.40
Burt	561	Heavy Use Area Protection	HU-Rock/Gravel on Geotextile - cubic yard - NP Region	CuYd	\$65.28
Burt	561	Heavy Use Area Protection	Rock/Gravel-GeoCell-Geotextile	SqFt	\$3.51
Burt	561	Heavy Use Area Protection	HU-Rock/Gravel-GeoCell-Geotextile	SqFt	\$4.21
Burt	570	Stormwater Runoff Control	Rain Garden, 750 sqft or less	SqFt	\$1.62
Burt	570	Stormwater Runoff Control	HU-Rain Garden, 750 sqft or less	SqFt	\$1.94
Burt	574	Spring Development	Spring Development	No	\$5,077.02
Burt	574	Spring Development	HU-Spring Development	No	\$6,092.43
Burt	575	Trails and Walkways	Earthfill Walkway, 4 Ft high or less	Ft	\$11.51

<b>County</b>	<b>Code</b>	<b>Practice</b>	<b>Component</b>	<b>Units</b>	<b>Unit Cost</b>
Burt	575	Trails and Walkways	HU-Earthfill Walkway, 4 Ft high or less	Ft	\$13.80
Burt	575	Trails and Walkways	Earthfill Walkway, Higher than 4 Ft.	Ft	\$22.20
Burt	575	Trails and Walkways	HU-Earthfill Walkway, Higher than 4 Ft.	Ft	\$26.64
Burt	575	Trails and Walkways	Wood Chips, Walkway, 1000 sqft or less	SqFt	\$1.68
Burt	575	Trails and Walkways	HU-Wood Chips, Walkway, 1000 sqft or less	SqFt	\$2.01
Burt	576	Livestock Shelter Structure	Permanent Fabricated Wind Shelter, equal to or greater than 8 foot	Ft	\$34.58
Burt	576	Livestock Shelter Structure	HU-Permanent Fabricated Wind Shelter, equal to or greater than 8 foot	Ft	\$41.50
Burt	576	Livestock Shelter Structure	Portable Fabricated Wind Shelter, equal to or greater than 8 foot	Ft	\$37.69
Burt	576	Livestock Shelter Structure	HU-Portable Fabricated Wind Shelter, equal to or greater than 8 foot	Ft	\$45.23
Burt	576	Livestock Shelter Structure	Portable Shade Structure	SqFt	\$5.23
Burt	576	Livestock Shelter Structure	HU-Portable Shade Structure	SqFt	\$6.27
Burt	578	Stream Crossing	Bridge	SqFt	\$68.09
Burt	578	Stream Crossing	HU-Bridge	SqFt	\$81.72
Burt	578	Stream Crossing	Culvert installation	DialnFt	\$3.37
Burt	578	Stream Crossing	HU-Culvert installation	DialnFt	\$4.04
Burt	578	Stream Crossing	Low water crossing, concrete slab	SqFt	\$11.68
Burt	578	Stream Crossing	HU-Low water crossing, concrete slab	SqFt	\$14.02
Burt	578	Stream Crossing	Low water crossing, geocell	SqFt	\$5.17
Burt	578	Stream Crossing	HU-Low water crossing, geocell	SqFt	\$6.21
Burt	578	Stream Crossing	Low water crossing, rock armor	SqFt	\$7.70
Burt	578	Stream Crossing	HU-Low water crossing, rock armor	SqFt	\$9.24
Burt	580	Streambank and Shoreline Protection	Bioengineered	Ft	\$28.51
Burt	580	Streambank and Shoreline Protection	HU-Bioengineered	Ft	\$34.21
Burt	580	Streambank and Shoreline Protection	Bioengineering with High Earthwork Volume	Lnft	\$100.58
Burt	580	Streambank and Shoreline Protection	HU-Bioengineering with High Earthwork Volume	Lnft	\$120.70
Burt	580	Streambank and Shoreline Protection	Gabion	Ft	\$509.88
Burt	580	Streambank and Shoreline Protection	HU-Gabion	Ft	\$611.86

County	Code	Practice	Component	Units	Unit Cost
Burt	580	Streambank and Shoreline Protection	Rock Riprap	CuYd	\$129.10
Burt	580	Streambank and Shoreline Protection	HU-Rock Riprap	CuYd	\$154.92
Burt	580	Streambank and Shoreline Protection	Shaping	Ft	\$8.33
Burt	580	Streambank and Shoreline Protection	HU-Shaping	Ft	\$10.00
Burt	580	Streambank and Shoreline Protection	Structural, Toewood w/VESL	Lnft	\$113.62
Burt	580	Streambank and Shoreline Protection	HU-Structural, Toewood w/VESL	Lnft	\$136.35
Burt	582	Open Channel	Excavate & Fill	CuYd	\$2.64
Burt	582	Open Channel	HU-Excavate & Fill	CuYd	\$3.17
Burt	584	Channel Bed Stabilization	Bio-engineering	SqFt	\$3.68
Burt	584	Channel Bed Stabilization	HU-Bio-engineering	SqFt	\$4.41
Burt	584	Channel Bed Stabilization	Log and Boulder Check Dam	Lnft	\$1,638.42
Burt	584	Channel Bed Stabilization	HU-Log and Boulder Check Dam	Lnft	\$1,966.11
Burt	584	Channel Bed Stabilization	Rock Structure for Deeply Incised Channel	CuYd	\$157.32
Burt	584	Channel Bed Stabilization	HU-Rock Structure for Deeply Incised Channel	CuYd	\$188.78
Burt	584	Channel Bed Stabilization	Wood structures	No	\$3,975.43
Burt	584	Channel Bed Stabilization	HU-Wood structures	No	\$4,770.52
Burt	585	Stripcropping	Erosion, Wind and Water	Ac	\$1.84
Burt	585	Stripcropping	HU-Erosion, Wind and Water	Ac	\$2.20
Burt	587	Structure for Water Control	Automated DWM Control Structure, 12 to 18 inch diameter pipe	No	\$9,282.37
Burt	587	Structure for Water Control	HU-Automated DWM Control Structure, 12 to 18 inch diameter pipe	No	\$11,138.84
Burt	587	Structure for Water Control	Wp_Automated DWM Control Structure, 12 to 18 inch diameter pipe	No	\$9,282.37
Burt	587	Structure for Water Control	Automated DWM Control Structure, 6 to 10 inch diameter pipe	No	\$5,520.92
Burt	587	Structure for Water Control	HU-Automated DWM Control Structure, 6 to 10 inch diameter pipe	No	\$6,625.10
Burt	587	Structure for Water Control	Wp_Automated DWM Control Structure, 6 to 10 inch diameter pipe	No	\$5,520.92
Burt	587	Structure for Water Control	Automation Retrofit to Manual Drainage Water Management Control Structure	No	\$4,547.68
Burt	587	Structure for Water Control	HU-Automation Retrofit to Manual Drainage Water Management Control Structure	No	\$5,457.21

County	Code	Practice	Component	Units	Unit Cost
Burt	587	Structure for Water Control	Wp_Automation Retrofit to Manual Drainage Water Management Control Structure	No	\$4,547.68
Burt	587	Structure for Water Control	Buried Automatic Valve	No	\$852.73
Burt	587	Structure for Water Control	HU-Buried Automatic Valve	No	\$1,023.28
Burt	587	Structure for Water Control	Wp_Buried Automatic Valve	No	\$852.73
Burt	587	Structure for Water Control	Commercial Inline Flashboard Riser - NP Reg 1	DialnFt	\$4.16
Burt	587	Structure for Water Control	HU-Commercial Inline Flashboard Riser - NP Reg 1	DialnFt	\$4.99
Burt	587	Structure for Water Control	Wp_Commercial Inline Flashboard Riser - NP Reg 1	DialnFt	\$4.16
Burt	587	Structure for Water Control	Culvert <30 inches CMP - NP Reg 1	DialnFt	\$6.20
Burt	587	Structure for Water Control	HU-Culvert <30 inches CMP - NP Reg 1	DialnFt	\$7.44
Burt	587	Structure for Water Control	Wp_Culvert <30 inches CMP - NP Reg 1	DialnFt	\$6.20
Burt	587	Structure for Water Control	Culvert <30 inches HDPE - NP Reg 1	DialnFt	\$5.70
Burt	587	Structure for Water Control	HU-Culvert <30 inches HDPE - NP Reg 1	DialnFt	\$6.85
Burt	587	Structure for Water Control	Wp_Culvert <30 inches HDPE - NP Reg 1	DialnFt	\$5.70
Burt	587	Structure for Water Control	Earth Check	No	\$1,047.97
Burt	587	Structure for Water Control	HU-Earth Check	No	\$1,257.56
Burt	587	Structure for Water Control	Wp_Earth Check	No	\$1,047.97
Burt	587	Structure for Water Control	Flow Meter with Electronic Index & Telemetry	In	\$298.16
Burt	587	Structure for Water Control	HU-Flow Meter with Electronic Index & Telemetry	In	\$447.24
Burt	587	Structure for Water Control	Wp_Flow Meter with Electronic Index & Telemetry	In	\$298.16
Burt	587	Structure for Water Control	Flow Meter with Mechanical Index	In	\$113.86
Burt	587	Structure for Water Control	HU-Flow Meter with Mechanical Index	In	\$170.79
Burt	587	Structure for Water Control	Wp_Flow Meter with Mechanical Index	In	\$113.86
Burt	587	Structure for Water Control	Inlet Flashboard Riser, Metal	DialnFt	\$3.85
Burt	587	Structure for Water Control	HU-Inlet Flashboard Riser, Metal	DialnFt	\$4.63
Burt	587	Structure for Water Control	Wp_Inlet Flashboard Riser, Metal	DialnFt	\$3.85
Burt	587	Structure for Water Control	Inline Flashboard Riser, Metal	DialnFt	\$3.98

County	Code	Practice	Component	Units	Unit Cost
Burt	587	Structure for Water Control	HU-Inline Flashboard Riser, Metal	DialInFt	\$4.78
Burt	587	Structure for Water Control	Wp_Inline Flashboard Riser, Metal	DialInFt	\$3.98
Burt	587	Structure for Water Control	Rock Check	No	\$1,913.99
Burt	587	Structure for Water Control	HU-Rock Check	No	\$2,296.79
Burt	587	Structure for Water Control	Wp_Rock Check	No	\$1,913.99
Burt	587	Structure for Water Control	Slide Gate - Flood Dike	Ft	\$64.94
Burt	587	Structure for Water Control	HU-Slide Gate - Flood Dike	Ft	\$77.93
Burt	587	Structure for Water Control	Wp_Slide Gate - Flood Dike	Ft	\$77.93
Burt	590	Nutrient Management	Adaptive NM	No	\$2,397.87
Burt	590	Nutrient Management	HU-Adaptive NM	No	\$2,877.44
Burt	590	Nutrient Management	Pr_Adaptive NM	No	\$2,877.44
Burt	590	Nutrient Management	Wp_Adaptive NM	No	\$2,397.87
Burt	590	Nutrient Management	Nutrient Management	Ac	\$30.33
Burt	590	Nutrient Management	HU-Nutrient Management	Ac	\$36.39
Burt	590	Nutrient Management	Pr_Nutrient Management	Ac	\$36.39
Burt	590	Nutrient Management	Wp_Nutrient Management	Ac	\$30.33
Burt	590	Nutrient Management	Precision Nutrient Application	Ac	\$63.54
Burt	590	Nutrient Management	HU-Precision Nutrient Application	Ac	\$76.24
Burt	590	Nutrient Management	Pr_Precision Nutrient Application	Ac	\$76.24
Burt	590	Nutrient Management	Wp_Precision Nutrient Application	Ac	\$63.54
Burt	590	Nutrient Management	Prescription Nutrient Efficiency	Ac	\$46.38
Burt	590	Nutrient Management	HU-Prescription Nutrient Efficiency	Ac	\$55.66
Burt	590	Nutrient Management	Pr_Prescription Nutrient Efficiency	Ac	\$55.66
Burt	590	Nutrient Management	Wp_Prescription Nutrient Efficiency	Ac	\$46.38
Burt	590	Nutrient Management	Small Scale Basic Nutrient Management	kSqFt	\$28.07
Burt	590	Nutrient Management	HU-Small Scale Basic Nutrient Management	kSqFt	\$33.68
Burt	590	Nutrient Management	Pr_Small Scale Basic Nutrient Management	kSqFt	\$33.68

County	Code	Practice	Component	Units	Unit Cost
Burt	590	Nutrient Management	Wp_Small Scale Basic Nutrient Management	kSqFt	\$28.07
Burt	592	Feed Management	Animal Group	No	\$3,304.53
Burt	592	Feed Management	HU-Animal Group	No	\$3,965.44
Burt	592	Feed Management	Enteric Methane Reduction	No	\$145.21
Burt	592	Feed Management	HU-Enteric Methane Reduction	No	\$174.25
Burt	592	Feed Management	Feed Additive	AU	\$52.80
Burt	592	Feed Management	HU-Feed Additive	AU	\$63.36
Burt	595	Pest Management Conservation System	Basic IPM Field Crops - Herbicide Substitution	Ac	\$27.15
Burt	595	Pest Management Conservation System	HU-Basic IPM Field Crops - Herbicide Substitution	Ac	\$32.58
Burt	595	Pest Management Conservation System	Pr_Basic IPM Field Crops - Herbicide Substitution	Ac	\$32.58
Burt	595	Pest Management Conservation System	Wp_Basic IPM Field Crops - Herbicide Substitution	Ac	\$27.15
Burt	595	Pest Management Conservation System	Pest Management Precision Ag	Ac	\$50.20
Burt	595	Pest Management Conservation System	HU-Pest Management Precision Ag	Ac	\$60.23
Burt	595	Pest Management Conservation System	Pr_Pest Management Precision Ag	Ac	\$60.23
Burt	595	Pest Management Conservation System	Wp_Pest Management Precision Ag	Ac	\$50.20
Burt	595	Pest Management Conservation System	Plant Health PAMS (acs) Low labor only	Ac	\$12.63
Burt	595	Pest Management Conservation System	HU-Plant Health PAMS (acs) Low labor only	Ac	\$15.16
Burt	595	Pest Management Conservation System	Pr_Plant Health PAMS (acs) Low labor only	Ac	\$15.16
Burt	595	Pest Management Conservation System	Wp_Plant Health PAMS (acs) Low labor only	Ac	\$12.63
Burt	595	Pest Management Conservation System	Plant Health PAMS (acs) Low Labor, materials and mitigation.	Ac	\$46.90
Burt	595	Pest Management Conservation System	HU-Plant Health PAMS (acs) Low Labor, materials and mitigation.	Ac	\$56.27
Burt	595	Pest Management Conservation System	Pr_Plant Health PAMS (acs) Low Labor, materials and mitigation.	Ac	\$56.27
Burt	595	Pest Management Conservation System	Wp_Plant Health PAMS (acs) Low Labor, materials and mitigation.	Ac	\$46.90
Burt	595	Pest Management Conservation System	Plant health PAMS (Small Farm - each) labor only	No	\$474.49
Burt	595	Pest Management Conservation System	HU-Plant health PAMS (Small Farm - each) labor only	No	\$569.38
Burt	595	Pest Management Conservation System	Pr_Plant health PAMS (Small Farm - each) labor only	No	\$569.38
Burt	595	Pest Management Conservation System	Wp_Plant health PAMS (Small Farm - each) labor only	No	\$474.49

County	Code	Practice	Component	Units	Unit Cost
Burt	595	Pest Management Conservation System	Water Quality Pesticide Mitigation > 30 Point AND/OR Beneficial Insect Pesticide Mitigation	Ac	\$52.92
Burt	595	Pest Management Conservation System	HU-Water Quality Pesticide Mitigation > 30 Point AND/OR Beneficial Insect Pesticide Mitigation	Ac	\$63.50
Burt	595	Pest Management Conservation System	Pr_Water Quality Pesticide Mitigation > 30 Point AND/OR Beneficial Insect Pesticide Mitigation	Ac	\$63.50
Burt	595	Pest Management Conservation System	Wp_Water Quality Pesticide Mitigation > 30 Point AND/OR Beneficial Insect Pesticide Mitigation	Ac	\$52.92
Burt	595	Pest Management Conservation System	Water Quality Pesticide Mitigation > 30 Point AND/OR Beneficial Insect Pesticide Mitigation - Small Farm	No	\$1,524.57
Burt	595	Pest Management Conservation System	HU-Water Quality Pesticide Mitigation > 30 Point AND/OR Beneficial Insect Pesticide Mitigation - Small Farm	No	\$1,829.48
Burt	595	Pest Management Conservation System	Pr_Water Quality Pesticide Mitigation > 30 Point AND/OR Beneficial Insect Pesticide Mitigation - Small Farm	No	\$1,829.48
Burt	595	Pest Management Conservation System	Wp_Water Quality Pesticide Mitigation > 30 Point AND/OR Beneficial Insect Pesticide Mitigation - Small Farm	No	\$1,524.57
Burt	600	Terrace	Broad Base, Rebuild	Ft	\$1.72
Burt	600	Terrace	HU-Broad Base, Rebuild	Ft	\$2.06
Burt	600	Terrace	Narrow Base, Rebuild	Ft	\$1.29
Burt	600	Terrace	HU-Narrow Base, Rebuild	Ft	\$1.55
Burt	600	Terrace	Non-Storage - Broadbase	Ft	\$1.97
Burt	600	Terrace	HU-Non-Storage - Broadbase	Ft	\$2.36
Burt	600	Terrace	Non-Storage - Grass Back	Ft	\$2.93
Burt	600	Terrace	HU-Non-Storage - Grass Back	Ft	\$3.52
Burt	600	Terrace	Non-Storage - Narrow Base	Ft	\$2.76
Burt	600	Terrace	HU-Non-Storage - Narrow Base	Ft	\$3.32
Burt	600	Terrace	Storage - Broadbase	Ft	\$3.20
Burt	600	Terrace	HU-Storage - Broadbase	Ft	\$3.84
Burt	600	Terrace	Storage - Grass Back	Ft	\$3.89
Burt	600	Terrace	HU-Storage - Grass Back	Ft	\$4.67

County	Code	Practice	Component	Units	Unit Cost
Burt	600	Terrace	Storage - Level or Flat Channel	Ft	\$1.82
Burt	600	Terrace	HU-Storage - Level or Flat Channel	Ft	\$2.18
Burt	600	Terrace	Storage - Narrow Base	Ft	\$2.96
Burt	600	Terrace	HU-Storage - Narrow Base	Ft	\$3.56
Burt	600	Terrace	Terrace Crop Season Construction	Lnft	\$3.11
Burt	600	Terrace	HU-Terrace Crop Season Construction	Lnft	\$3.71
Burt	601	Vegetative Barrier	Seeded Barrier	Ft	\$0.27
Burt	601	Vegetative Barrier	HU-Seeded Barrier	Ft	\$0.33
Burt	601	Vegetative Barrier	Vegetative Planting	Ft	\$6.94
Burt	601	Vegetative Barrier	HU-Vegetative Planting	Ft	\$8.32
Burt	603	Herbaceous Wind Barriers	Annual Species, Small	Ft	\$0.25
Burt	603	Herbaceous Wind Barriers	HU-Annual Species, Small	Ft	\$0.29
Burt	603	Herbaceous Wind Barriers	Cool Season	Lnft	\$0.09
Burt	603	Herbaceous Wind Barriers	HU-Cool Season	Lnft	\$0.11
Burt	604	Saturated Buffer	Saturated Buffer	Ft	\$8.24
Burt	604	Saturated Buffer	HU-Saturated Buffer	Ft	\$9.89
Burt	605	Denitrifying Bioreactor	Denitrifying Bioreactor	CuYd	\$69.58
Burt	605	Denitrifying Bioreactor	HU-Denitrifying Bioreactor	CuYd	\$83.49
Burt	606	Subsurface Drain	Corrugated Plastic Pipe (CPP), Single-Wall, <= 6 inch	Ft	\$3.35
Burt	606	Subsurface Drain	HU-Corrugated Plastic Pipe (CPP), Single-Wall, <= 6 inch	Ft	\$4.02
Burt	606	Subsurface Drain	Corrugated Plastic Pipe (CPP), Single-Wall, >= 8 inch	Ft	\$5.04
Burt	606	Subsurface Drain	HU-Corrugated Plastic Pipe (CPP), Single-Wall, >= 8 inch	Ft	\$6.04
Burt	606	Subsurface Drain	Enveloped Corrugated Plastic Pipe (CPP), Single-Wall, <= 6 inch	Ft	\$4.18
Burt	606	Subsurface Drain	HU-Enveloped Corrugated Plastic Pipe (CPP), Single-Wall, <= 6 inch	Ft	\$5.02
Burt	606	Subsurface Drain	Secondary Main Retrofit for DWM	Ft	\$6.69
Burt	606	Subsurface Drain	HU-Secondary Main Retrofit for DWM	Ft	\$8.04
Burt	607	Surface Drain, Field Ditch	Field Drainage Ditch	CuYd	\$2.32

County	Code	Practice	Component	Units	Unit Cost
Burt	607	Surface Drain, Field Ditch	HU-Field Drainage Ditch	CuYd	\$2.77
Burt	609	Surface Roughening	Emergency Tillage	Ac	\$19.95
Burt	609	Surface Roughening	HU-Emergency Tillage	Ac	\$23.95
Burt	609	Surface Roughening	Ripper or Subsoiler	Ac	\$21.95
Burt	609	Surface Roughening	HU-Ripper or Subsoiler	Ac	\$26.34
Burt	610	Salinity and Sodic Soil Management	Prevent Dry Intense Cropping	Ac	\$287.67
Burt	610	Salinity and Sodic Soil Management	HU-Prevent Dry Intense Cropping	Ac	\$292.74
Burt	610	Salinity and Sodic Soil Management	Soil Management (non-Irrigated)	Ac	\$15.52
Burt	610	Salinity and Sodic Soil Management	HU-Soil Management (non-Irrigated)	Ac	\$18.63
Burt	610	Salinity and Sodic Soil Management	Soil Management (non-Irrigated) (FI - 1 Yr)	Ac	\$27.57
Burt	610	Salinity and Sodic Soil Management	HU-Soil Management (non-Irrigated) (FI - 1 Yr)	Ac	\$30.75
Burt	610	Salinity and Sodic Soil Management	Soil Management (Irrigated)	Ac	\$26.49
Burt	610	Salinity and Sodic Soil Management	HU-Soil Management (Irrigated)	Ac	\$31.80
Burt	612	Tree/Shrub Establishment	Individual tree - hand planting	No	\$1.54
Burt	612	Tree/Shrub Establishment	HU-Individual tree - hand planting	No	\$1.84
Burt	612	Tree/Shrub Establishment	Individual tree - hand planting w/browse protection	No	\$5.79
Burt	612	Tree/Shrub Establishment	HU-Individual tree - hand planting w/browse protection	No	\$6.96
Burt	612	Tree/Shrub Establishment	Shrub Planting	No	\$1.52
Burt	612	Tree/Shrub Establishment	HU-Shrub Planting	No	\$1.82
Burt	612	Tree/Shrub Establishment	Trees, Machine planted - no tubes	No	\$3.36
Burt	612	Tree/Shrub Establishment	HU-Trees, Machine planted - no tubes	No	\$4.02
Burt	612	Tree/Shrub Establishment	Trees, Machine planted with tubes for animal protection	No	\$10.52
Burt	612	Tree/Shrub Establishment	HU-Trees, Machine planted with tubes for animal protection	No	\$12.62
Burt	612	Tree/Shrub Establishment	Trees, Machine planted, no tubes, supplemental water for establishment	No	\$7.41
Burt	612	Tree/Shrub Establishment	HU-Trees, Machine planted, no tubes, supplemental water for establishment	No	\$8.90
Burt	612	Tree/Shrub Establishment	Tree-Shrub Establishment - Small Acreage 5 acres or less	No	\$21.47
Burt	612	Tree/Shrub Establishment	HU-Tree-Shrub Establishment - Small Acreage 5 acres or less	No	\$25.77

County	Code	Practice	Component	Units	Unit Cost
Burt	614	Watering Facility	Enclosed Storage Tank	Gal	\$1.44
Burt	614	Watering Facility	HU-Enclosed Storage Tank	Gal	\$1.73
Burt	614	Watering Facility	Fiberglass Tank on Concrete	Gal	\$2.93
Burt	614	Watering Facility	HU-Fiberglass Tank on Concrete	Gal	\$3.53
Burt	614	Watering Facility	Fiberglass Tank on Earth	Gal	\$2.47
Burt	614	Watering Facility	HU-Fiberglass Tank on Earth	Gal	\$2.96
Burt	614	Watering Facility	Insulated Tank with Cover	Gal	\$4.31
Burt	614	Watering Facility	HU-Insulated Tank with Cover	Gal	\$5.17
Burt	614	Watering Facility	Precast Concrete Tank	Gal	\$4.94
Burt	614	Watering Facility	HU-Precast Concrete Tank	Gal	\$5.94
Burt	614	Watering Facility	Steel Rim Tank - Bottomless	Gal	\$0.52
Burt	614	Watering Facility	HU-Steel Rim Tank - Bottomless	Gal	\$0.63
Burt	614	Watering Facility	Steel Rim Tank - Concrete Base	Gal	\$1.94
Burt	614	Watering Facility	HU-Steel Rim Tank - Concrete Base	Gal	\$2.33
Burt	614	Watering Facility	Water Fountain	No	\$2,440.29
Burt	614	Watering Facility	HU-Water Fountain	No	\$2,928.34
Burt	620	Underground Outlet	>=12 inch Single Wall PE Pipe (non-perf or perf), Multi-Inlet System	Lnft	\$11.42
Burt	620	Underground Outlet	HU->=12 inch Single Wall PE Pipe (non-perf or perf), Multi-Inlet System	Lnft	\$13.69
Burt	620	Underground Outlet	10 inch Single Wall PE Pipe (non-perf or perf), Multi-Inlet System	Lnft	\$8.69
Burt	620	Underground Outlet	HU-10 inch Single Wall PE Pipe (non-perf or perf), Multi-Inlet System	Lnft	\$10.42
Burt	620	Underground Outlet	12 inch - 18 inch PVC or DW Pipe, Multi-Inlet System	Ft	\$38.43
Burt	620	Underground Outlet	HU-12 inch - 18 inch PVC or DW Pipe, Multi-Inlet System	Ft	\$46.11
Burt	620	Underground Outlet	12 inch - 18 inch PVC or DW Pipe, Single-Inlet System	Ft	\$40.34
Burt	620	Underground Outlet	HU-12 inch - 18 inch PVC or DW Pipe, Single-Inlet System	Ft	\$48.41
Burt	620	Underground Outlet	4 inch - 6 inch PVC or DW Pipe, Multi-Inlet System	Ft	\$8.67
Burt	620	Underground Outlet	HU-4 inch - 6 inch PVC or DW Pipe, Multi-Inlet System	Ft	\$10.41
Burt	620	Underground Outlet	6 inch - 10 inch PVC or DW Pipe, Single-Inlet System	Ft	\$29.30

County	Code	Practice	Component	Units	Unit Cost
Burt	620	Underground Outlet	HU-6 inch - 10 inch PVC or DW Pipe, Single-Inlet System	Ft	\$35.16
Burt	620	Underground Outlet	6 inch or smaller Single Wall PE Pipe(non-perf or perf), Multi-Inlet System	Ft	\$6.21
Burt	620	Underground Outlet	HU-6 inch or smaller Single Wall PE Pipe(non-perf or perf), Multi-Inlet System	Ft	\$7.45
Burt	620	Underground Outlet	8 inch - 10 inch PVC or DW Pipe, Multi-Inlet System	Ft	\$18.57
Burt	620	Underground Outlet	HU-8 inch - 10 inch PVC or DW Pipe, Multi-Inlet System	Ft	\$22.29
Burt	620	Underground Outlet	8 inch Single Wall PE Pipe (non-perf or perf), Multi-Inlet System	Lnft	\$6.68
Burt	620	Underground Outlet	HU-8 inch Single Wall PE Pipe (non-perf or perf), Multi-Inlet System	Lnft	\$8.02
Burt	620	Underground Outlet	8 inch Single Wall PE with Riser	Lnft	\$6.97
Burt	620	Underground Outlet	HU-8 inch Single Wall PE with Riser	Lnft	\$8.36
Burt	620	Underground Outlet	Over 18 inch PVC or DW Pipe, Single- or Multi-Inlet System	Ft	\$56.37
Burt	620	Underground Outlet	HU-Over 18 inch PVC or DW Pipe, Single- or Multi-Inlet System	Ft	\$67.65
Burt	629	Waste Treatment	Aerobic Circulator	AU	\$110.16
Burt	629	Waste Treatment	HU-Aerobic Circulator	AU	\$132.19
Burt	632	Waste Separation Facility	Concrete Sand Settling Lane	SqFt	\$9.78
Burt	632	Waste Separation Facility	HU-Concrete Sand Settling Lane	SqFt	\$11.74
Burt	632	Waste Separation Facility	Concrete Settling Structure with picket screen outlet	Cu-Ft	\$3.60
Burt	632	Waste Separation Facility	HU-Concrete Settling Structure with picket screen outlet	Cu-Ft	\$4.32
Burt	632	Waste Separation Facility	Concrete Settling Structure with pipe outlet	Cu-Ft	\$1.24
Burt	632	Waste Separation Facility	HU-Concrete Settling Structure with pipe outlet	Cu-Ft	\$1.49
Burt	632	Waste Separation Facility	Earthen Settling Structure with picket screen outlet	Cu-Ft	\$0.34
Burt	632	Waste Separation Facility	HU-Earthen Settling Structure with picket screen outlet	Cu-Ft	\$0.41
Burt	632	Waste Separation Facility	Mechanical Separator	No	\$50,611.97
Burt	632	Waste Separation Facility	HU-Mechanical Separator	No	\$60,734.36
Burt	633	Waste Recycling	Export Ag Waste By-products Recycled for Use Off Farm	No	\$394.91
Burt	633	Waste Recycling	HU-Export Ag Waste By-products Recycled for Use Off Farm	No	\$473.90
Burt	633	Waste Recycling	Import Non-Ag Waste By-products for Compost with Manure for On-farm Use	Cu-Ft	\$2.10

County	Code	Practice	Component	Units	Unit Cost
Burt	633	Waste Recycling	HU-Import Non-Ag Waste By-products for Compost with Manure for On-farm Use	Cu-Ft	\$2.53
Burt	633	Waste Recycling	Import Non-Ag Waste By-products for On-Farm Use	Cu-Ft	\$1.26
Burt	633	Waste Recycling	HU-Import Non-Ag Waste By-products for On-Farm Use	Cu-Ft	\$1.52
Burt	633	Waste Recycling	Import Non-Agricultural By-Products, Land-Applied	Ton	\$16.09
Burt	633	Waste Recycling	HU-Import Non-Agricultural By-Products, Land-Applied	Ton	\$19.31
Burt	634	Waste Transfer	Agitator, Slurry Transfer	No	\$27,902.45
Burt	634	Waste Transfer	HU-Agitator, Slurry Transfer	No	\$33,482.94
Burt	634	Waste Transfer	Concrete Channel	SqFt	\$14.41
Burt	634	Waste Transfer	HU-Concrete Channel	SqFt	\$17.29
Burt	634	Waste Transfer	Gravity flow, greater than 18 inch diameter conduit	Ft	\$51.03
Burt	634	Waste Transfer	HU-Gravity flow, greater than 18 inch diameter conduit	Ft	\$61.23
Burt	634	Waste Transfer	Gravity flow, less than or equal to 18 inch diameter conduit	Ft	\$29.88
Burt	634	Waste Transfer	HU-Gravity flow, less than or equal to 18 inch diameter conduit	Ft	\$35.86
Burt	634	Waste Transfer	Hard-hose Reel System with Booster incorporated into Traveler	No	\$41,010.32
Burt	634	Waste Transfer	HU-Hard-hose Reel System with Booster incorporated into Traveler	No	\$49,212.38
Burt	634	Waste Transfer	Lot Runoff Containment Wall	Ft	\$72.89
Burt	634	Waste Transfer	HU-Lot Runoff Containment Wall	Ft	\$87.47
Burt	634	Waste Transfer	Pressure flow, 10 inch diameter conduit	Ft	\$27.93
Burt	634	Waste Transfer	HU-Pressure flow, 10 inch diameter conduit	Ft	\$33.52
Burt	634	Waste Transfer	Pressure flow, 12 inch or greater diameter conduit	Ft	\$41.60
Burt	634	Waste Transfer	HU-Pressure flow, 12 inch or greater diameter conduit	Ft	\$49.91
Burt	634	Waste Transfer	Pressure flow, 8 inch diameter conduit	Ft	\$19.60
Burt	634	Waste Transfer	HU-Pressure flow, 8 inch diameter conduit	Ft	\$23.51
Burt	634	Waste Transfer	Pressure flow, less than or equal to 6 inch diameter conduit	Ft	\$13.57
Burt	634	Waste Transfer	HU-Pressure flow, less than or equal to 6 inch diameter conduit	Ft	\$16.28
Burt	634	Waste Transfer	Pressure or gravity flow conduit that includes one boring under roadway	Ft	\$33.03

County	Code	Practice	Component	Units	Unit Cost
Burt	634	Waste Transfer	HU-Pressure or gravity flow conduit that includes one boring under roadway	Ft	\$39.63
Burt	635	Vegetated Treatment Area	Concrete Curb with major shaping	Ac	\$10,838.50
Burt	635	Vegetated Treatment Area	HU-Concrete Curb with major shaping	Ac	\$13,006.20
Burt	635	Vegetated Treatment Area	Wp_Concrete Curb with major shaping	Ac	\$10,838.50
Burt	635	Vegetated Treatment Area	Concrete Curb, with or without flow spreaders	Ac	\$4,778.31
Burt	635	Vegetated Treatment Area	HU-Concrete Curb, with or without flow spreaders	Ac	\$5,733.97
Burt	635	Vegetated Treatment Area	Wp_Concrete Curb, with or without flow spreaders	Ac	\$4,778.31
Burt	635	Vegetated Treatment Area	Gated Pipe with major shaping	Ac	\$10,266.10
Burt	635	Vegetated Treatment Area	HU-Gated Pipe with major shaping	Ac	\$12,319.32
Burt	635	Vegetated Treatment Area	Wp_Gated Pipe with major shaping	Ac	\$10,266.10
Burt	635	Vegetated Treatment Area	Gated Pipe, with or without flow spreaders	Ac	\$2,280.77
Burt	635	Vegetated Treatment Area	HU-Gated Pipe, with or without flow spreaders	Ac	\$2,736.92
Burt	635	Vegetated Treatment Area	Wp_Gated Pipe, with or without flow spreaders	Ac	\$2,280.77
Burt	635	Vegetated Treatment Area	Minor Shaping	Ac	\$1,606.32
Burt	635	Vegetated Treatment Area	HU-Minor Shaping	Ac	\$1,927.58
Burt	635	Vegetated Treatment Area	Wp_Minor Shaping	Ac	\$1,606.32
Burt	635	Vegetated Treatment Area	Sprinkler, Center Pivot	Ac	\$4,249.84
Burt	635	Vegetated Treatment Area	HU-Sprinkler, Center Pivot	Ac	\$5,099.81
Burt	635	Vegetated Treatment Area	Wp_Sprinkler, Center Pivot	Ac	\$4,249.84
Burt	635	Vegetated Treatment Area	Sprinkler, Mobile Pods	Ac	\$3,856.61
Burt	635	Vegetated Treatment Area	HU-Sprinkler, Mobile Pods	Ac	\$4,627.93
Burt	635	Vegetated Treatment Area	Wp_Sprinkler, Mobile Pods	Ac	\$3,856.61
Burt	635	Vegetated Treatment Area	Sprinkler, Solid Set Distribution	Ac	\$6,080.99
Burt	635	Vegetated Treatment Area	HU-Sprinkler, Solid Set Distribution	Ac	\$7,297.19
Burt	635	Vegetated Treatment Area	Wp_Sprinkler, Solid Set Distribution	Ac	\$6,080.99
Burt	636	Water Harvesting Catchment	Elevated Catchment	SqYd	\$146.07
Burt	636	Water Harvesting Catchment	HU-Elevated Catchment	SqYd	\$175.28

County	Code	Practice	Component	Units	Unit Cost
Burt	636	Water Harvesting Catchment	Plastic tank, less than or equal to 1,000 gallons	Gal	\$1.96
Burt	636	Water Harvesting Catchment	HU-Plastic tank, less than or equal to 1,000 gallons	Gal	\$2.36
Burt	636	Water Harvesting Catchment	Surface Catchment	SqYd	\$14.50
Burt	636	Water Harvesting Catchment	HU-Surface Catchment	SqYd	\$17.40
Burt	638	Water and Sediment Control Basin	WASCOB base	CuYd	\$3.26
Burt	638	Water and Sediment Control Basin	HU-WASCOB base	CuYd	\$3.90
Burt	638	Water and Sediment Control Basin	WASCOB topsoil	CuYd	\$3.50
Burt	638	Water and Sediment Control Basin	HU-WASCOB topsoil	CuYd	\$4.21
Burt	638	Water and Sediment Control Basin	WASCOB, Crop Season Construction	CuYd	\$3.69
Burt	638	Water and Sediment Control Basin	HU-WASCOB, Crop Season Construction	CuYd	\$4.40
Burt	640	Waterspreading	Dikes	Ac	\$1,733.67
Burt	640	Waterspreading	HU-Dikes	Ac	\$2,080.41
Burt	642	Water Well	Shallow Well, 100 ft. deep or less	Ft	\$107.63
Burt	642	Water Well	HU-Shallow Well, 100 ft. deep or less	Ft	\$129.16
Burt	642	Water Well	Single PVC Casing with pitless unit, greater than 100 ft. deep	Ft	\$64.50
Burt	642	Water Well	HU-Single PVC Casing with pitless unit, greater than 100 ft. deep	Ft	\$77.41
Burt	642	Water Well	Steel or Copper, 100 ft. or deeper	Lnft	\$55.01
Burt	642	Water Well	HU-Steel or Copper, 100 ft. or deeper	Lnft	\$66.01
Burt	642	Water Well	Well Point	Ft	\$281.82
Burt	642	Water Well	HU-Well Point	Ft	\$338.19
Burt	643	Restoration of Rare or Declining Natural Communities	Beaver Dam Analogues or Post-Assisted Log Structures	Lnft	\$37.17
Burt	643	Restoration of Rare or Declining Natural Communities	HU-Beaver Dam Analogues or Post-Assisted Log Structures	Lnft	\$44.60
Burt	643	Restoration of Rare or Declining Natural Communities	Habitat Monitoring and Management, High Intensity and Complexity	Ac	\$22.90
Burt	643	Restoration of Rare or Declining Natural Communities	HU-Habitat Monitoring and Management, High Intensity and Complexity	Ac	\$27.49
Burt	643	Restoration of Rare or Declining Natural Communities	Monitoring & Management, Low Intensity and Complexity - No Foregone Income	Ac	\$5.77
Burt	643	Restoration of Rare or Declining Natural Communities	HU-Monitoring & Management, Low Intensity and Complexity - No Foregone Income	Ac	\$6.93

County	Code	Practice	Component	Units	Unit Cost
Burt	643	Restoration of Rare or Declining Natural Communities	Rock Structure	CuYd	\$702.39
Burt	643	Restoration of Rare or Declining Natural Communities	HU-Rock Structure	CuYd	\$842.87
Burt	644	Wetland Wildlife Habitat Management	Establishment of seasonal wildlife forage or cover on non-cropland	Ac	\$141.67
Burt	644	Wetland Wildlife Habitat Management	HU-Establishment of seasonal wildlife forage or cover on non-cropland	Ac	\$170.01
Burt	644	Wetland Wildlife Habitat Management	Idling Cropland for Wetland Wildlife - Level 2	Ac	\$292.18
Burt	644	Wetland Wildlife Habitat Management	HU-Idling Cropland for Wetland Wildlife - Level 2	Ac	\$302.79
Burt	644	Wetland Wildlife Habitat Management	Management and Monitoring on Idled Cropland for Wetland Wildlife, foregone income - Level 1 (Year 2-5)	Ac	\$286.36
Burt	644	Wetland Wildlife Habitat Management	HU-Management and Monitoring on Idled Cropland for Wetland Wildlife, foregone income - Level 1 (Year 2-5)	Ac	\$295.81
Burt	644	Wetland Wildlife Habitat Management	Management and monitoring only, foregone income (FI)	Ac	\$299.82
Burt	644	Wetland Wildlife Habitat Management	HU-Management and monitoring only, foregone income (FI)	Ac	\$303.36
Burt	644	Wetland Wildlife Habitat Management	Monitoring and Management - Level 3	Ac	\$208.80
Burt	644	Wetland Wildlife Habitat Management	HU-Monitoring and Management - Level 3	Ac	\$217.08
Burt	644	Wetland Wildlife Habitat Management	Wetland Wildlife Habitat Monitoring and Management, Low Intensity and Complexity	Ac	\$3.87
Burt	644	Wetland Wildlife Habitat Management	HU-Wetland Wildlife Habitat Monitoring and Management, Low Intensity and Complexity	Ac	\$4.65
Burt	645	Upland Wildlife Habitat Management	Establishment of seasonal forage or cover for wildlife on cropland, with FI	Ac	\$428.86
Burt	645	Upland Wildlife Habitat Management	HU-Establishment of seasonal forage or cover for wildlife on cropland, with FI	Ac	\$446.97
Burt	645	Upland Wildlife Habitat Management	Establishment of seasonal wildlife forage or cover on cropland, no FI	Ac	\$98.68
Burt	645	Upland Wildlife Habitat Management	HU-Establishment of seasonal wildlife forage or cover on cropland, no FI	Ac	\$118.42
Burt	645	Upland Wildlife Habitat Management	Greater Prairie Chicken Habitat Development	Ac	\$9.50
Burt	645	Upland Wildlife Habitat Management	HU-Greater Prairie Chicken Habitat Development	Ac	\$11.40
Burt	645	Upland Wildlife Habitat Management	Habitat Monitoring and Management, Low Intensity and Complexity	Ac	\$3.87
Burt	645	Upland Wildlife Habitat Management	HU-Habitat Monitoring and Management, Low Intensity and Complexity	Ac	\$4.65
Burt	645	Upland Wildlife Habitat Management	Habitat Monitoring and Management, Medium Intensity and Complexity	Ac	\$11.90
Burt	645	Upland Wildlife Habitat Management	HU-Habitat Monitoring and Management, Medium Intensity and Complexity	Ac	\$14.28

<b>County</b>	<b>Code</b>	<b>Practice</b>	<b>Component</b>	<b>Units</b>	<b>Unit Cost</b>
Burt	645	Upland Wildlife Habitat Management	Interseeding Milkweed Into Existing Habitat	Ac	\$157.41
Burt	645	Upland Wildlife Habitat Management	HU-Interseeding Milkweed Into Existing Habitat	Ac	\$188.89
Burt	645	Upland Wildlife Habitat Management	Livestock Exclusion for Wildlife	Ac	\$62.12
Burt	645	Upland Wildlife Habitat Management	HU-Livestock Exclusion for Wildlife	Ac	\$63.04
Burt	645	Upland Wildlife Habitat Management	Wildlife Habitat Enhancement - Former Cropland (FI)	Ac	\$283.87
Burt	645	Upland Wildlife Habitat Management	HU-Wildlife Habitat Enhancement - Former Cropland (FI)	Ac	\$284.03
Burt	646	Shallow Water Development and Management	Shallow Water Management, High Level	Ac	\$315.02
Burt	646	Shallow Water Development and Management	HU-Shallow Water Management, High Level	Ac	\$378.02
Burt	646	Shallow Water Development and Management	Shallow Water Management-Low Level	Ac	\$137.43
Burt	646	Shallow Water Development and Management	HU-Shallow Water Management-Low Level	Ac	\$164.92
Burt	647	Early Successional Habitat Development-Mgt	Chemical	Ac	\$18.93
Burt	647	Early Successional Habitat Development-Mgt	HU-Chemical	Ac	\$22.72
Burt	647	Early Successional Habitat Development-Mgt	Disking	Ac	\$26.50
Burt	647	Early Successional Habitat Development-Mgt	HU-Disking	Ac	\$31.80
Burt	647	Early Successional Habitat Development-Mgt	Mowing	Ac	\$10.27
Burt	647	Early Successional Habitat Development-Mgt	HU-Mowing	Ac	\$12.33
Burt	649	Structures for Wildlife	Brush Pile - Large	No	\$146.01
Burt	649	Structures for Wildlife	HU-Brush Pile - Large	No	\$175.20
Burt	649	Structures for Wildlife	Brush Pile - Small	No	\$33.72
Burt	649	Structures for Wildlife	HU-Brush Pile - Small	No	\$40.47
Burt	649	Structures for Wildlife	Escape Ramp	No	\$72.33
Burt	649	Structures for Wildlife	HU-Escape Ramp	No	\$86.80
Burt	649	Structures for Wildlife	Fence Markers, Vinyl Undersill	Ft	\$0.18
Burt	649	Structures for Wildlife	HU-Fence Markers, Vinyl Undersill	Ft	\$0.22
Burt	649	Structures for Wildlife	Nesting Box, Large	No	\$97.70
Burt	649	Structures for Wildlife	HU-Nesting Box, Large	No	\$117.24
Burt	649	Structures for Wildlife	Perch Deterrent	Lnft	\$8.02

County	Code	Practice	Component	Units	Unit Cost
Burt	649	Structures for Wildlife	HU-Perch Deterrent	Lnft	\$9.62
Burt	649	Structures for Wildlife	Wildlife Friendly Fence Retrofit, Replacement of Barbed Wire Only with Smooth Wire	Lnft	\$1.34
Burt	649	Structures for Wildlife	HU-Wildlife Friendly Fence Retrofit, Replacement of Barbed Wire Only with Smooth Wire	Lnft	\$1.62
Burt	654	Road/Trail/Landing Closure and Treatment	Road/Trail removal and restoration (Vegetative)	Ft	\$4.18
Burt	654	Road/Trail/Landing Closure and Treatment	HU-Road/Trail removal and restoration (Vegetative)	Ft	\$5.01
Burt	655	Forest Trails and Landings	Trail and Landing Installation	Ft	\$1.54
Burt	655	Forest Trails and Landings	HU-Trail and Landing Installation	Ft	\$1.84
Burt	655	Forest Trails and Landings	Trail/Landing Location and Marking	Ft	\$0.31
Burt	655	Forest Trails and Landings	HU-Trail/Landing Location and Marking	Ft	\$0.37
Burt	656	Constructed Wetland	Large, 0.5 to 1.0 ac.	Ac	\$9,803.84
Burt	656	Constructed Wetland	HU-Large, 0.5 to 1.0 ac.	Ac	\$11,764.60
Burt	656	Constructed Wetland	Wp_Large, 0.5 to 1.0 ac.	Ac	\$9,803.84
Burt	656	Constructed Wetland	Large, more than 1.0 ac.	Ac	\$7,531.49
Burt	656	Constructed Wetland	HU-Large, more than 1.0 ac.	Ac	\$9,037.79
Burt	656	Constructed Wetland	Wp_Large, more than 1.0 ac.	Ac	\$7,531.49
Burt	656	Constructed Wetland	Medium, 0.5 ac or less	Ac	\$14,974.32
Burt	656	Constructed Wetland	HU-Medium, 0.5 ac or less	Ac	\$17,969.19
Burt	656	Constructed Wetland	Wp_Medium, 0.5 ac or less	Ac	\$14,974.32
Burt	657	Wetland Restoration	Depression Sediment Removal	CuYd	\$3.50
Burt	657	Wetland Restoration	HU-Depression Sediment Removal	CuYd	\$4.20
Burt	657	Wetland Restoration	Pr_Depression Sediment Removal	CuYd	\$4.20
Burt	657	Wetland Restoration	Wp_Depression Sediment Removal	CuYd	\$3.50
Burt	657	Wetland Restoration	Ditch plug - Lateral Restoration	CuYd	\$9.98
Burt	657	Wetland Restoration	HU-Ditch plug - Lateral Restoration	CuYd	\$11.97
Burt	657	Wetland Restoration	Pr_Ditch plug - Lateral Restoration	CuYd	\$11.97
Burt	657	Wetland Restoration	Wp_Ditch plug - Lateral Restoration	CuYd	\$9.98

County	Code	Practice	Component	Units	Unit Cost
Burt	657	Wetland Restoration	Fill in dugout	CuYd	\$3.50
Burt	657	Wetland Restoration	HU-Fill in dugout	CuYd	\$4.20
Burt	657	Wetland Restoration	Pr_Fill in dugout	CuYd	\$4.20
Burt	657	Wetland Restoration	Wp_Fill in dugout	CuYd	\$3.50
Burt	657	Wetland Restoration	Sediment Removal - Saturated Site	CuYd	\$4.23
Burt	657	Wetland Restoration	HU-Sediment Removal - Saturated Site	CuYd	\$5.07
Burt	657	Wetland Restoration	Pr_Sediment Removal - Saturated Site	CuYd	\$5.07
Burt	657	Wetland Restoration	Wp_Sediment Removal - Saturated Site	CuYd	\$4.23
Burt	658	Wetland Creation	Excavation and Embankment	CuYd	\$3.89
Burt	658	Wetland Creation	HU-Excavation and Embankment	CuYd	\$4.67
Burt	658	Wetland Creation	Wetland Creation, Excavation	CuYd	\$2.41
Burt	658	Wetland Creation	HU-Wetland Creation, Excavation	CuYd	\$2.89
Burt	659	Wetland Enhancement	Depression Sediment Removal and Ditch Plug	CuYd	\$2.16
Burt	659	Wetland Enhancement	HU-Depression Sediment Removal and Ditch Plug	CuYd	\$2.59
Burt	659	Wetland Enhancement	Wp_Depression Sediment Removal and Ditch Plug	CuYd	\$2.16
Burt	659	Wetland Enhancement	Excavation on Saturated Site	CuYd	\$3.94
Burt	659	Wetland Enhancement	HU-Excavation on Saturated Site	CuYd	\$4.73
Burt	659	Wetland Enhancement	Wp_Excavation on Saturated Site	CuYd	\$3.94
Burt	660	Tree-Shrub Pruning	Pruning- High Height	Ac	\$343.02
Burt	660	Tree-Shrub Pruning	HU-Pruning- High Height	Ac	\$411.62
Burt	660	Tree-Shrub Pruning	Pruning Individual Agroforestry tree - small acreage	No	\$11.07
Burt	660	Tree-Shrub Pruning	HU-Pruning Individual Agroforestry tree - small acreage	No	\$13.28
Burt	660	Tree-Shrub Pruning	Pruning-Low Height	Ac	\$184.15
Burt	660	Tree-Shrub Pruning	HU-Pruning-Low Height	Ac	\$220.98
Burt	660	Tree-Shrub Pruning	Pruning-Multistory Cropping Understory	No	\$0.86
Burt	660	Tree-Shrub Pruning	HU-Pruning-Multistory Cropping Understory	No	\$1.03
Burt	660	Tree-Shrub Pruning	Pruning-MultiStory Cropping-Overstory	No	\$7.45

County	Code	Practice	Component	Units	Unit Cost
Burt	660	Tree-Shrub Pruning	HU-Pruning-MultiStory Cropping-Overstory	No	\$8.94
Burt	666	Forest Stand Improvement	Comprehensive Forest Stand Treatment with Mastication, All Slopes	Ac	\$2,139.39
Burt	666	Forest Stand Improvement	HU-Comprehensive Forest Stand Treatment with Mastication, All Slopes	Ac	\$2,567.26
Burt	666	Forest Stand Improvement	Intermediate Silvicultural Rx Using Ground Based Logging, Heavy Equipment all slopes	Ac	\$639.43
Burt	666	Forest Stand Improvement	HU-Intermediate Silvicultural Rx Using Ground Based Logging, Heavy Equipment all slopes	Ac	\$767.32
Burt	666	Forest Stand Improvement	Intermediate Silvicultural Treatment	Ac	\$513.43
Burt	666	Forest Stand Improvement	HU-Intermediate Silvicultural Treatment	Ac	\$616.10
Burt	666	Forest Stand Improvement	Pre-commercial Thinning - Hand tools	Ac	\$316.25
Burt	666	Forest Stand Improvement	HU-Pre-commercial Thinning - Hand tools	Ac	\$379.50
Burt	666	Forest Stand Improvement	Pre-Commercial Thinning, Mastication	Ac	\$502.50
Burt	666	Forest Stand Improvement	HU-Pre-Commercial Thinning, Mastication	Ac	\$602.99
Burt	666	Forest Stand Improvement	Timber Stand Improvement, Chemical, Ground	Ac	\$37.28
Burt	666	Forest Stand Improvement	HU-Timber Stand Improvement, Chemical, Ground	Ac	\$44.74
Burt	666	Forest Stand Improvement	Timber Stand Improvement, Single Stem Treatment	Ac	\$304.72
Burt	666	Forest Stand Improvement	HU-Timber Stand Improvement, Single Stem Treatment	Ac	\$365.65
Burt	670	Energy Efficient Lighting System	Dairy housing, Fixture (including LED) replacement	SqFt	\$0.30
Burt	670	Energy Efficient Lighting System	HU-Dairy housing, Fixture (including LED) replacement	SqFt	\$0.36
Burt	670	Energy Efficient Lighting System	Fixture (including LED) < 20 watts	No	\$19.86
Burt	670	Energy Efficient Lighting System	HU-Fixture (including LED) < 20 watts	No	\$23.83
Burt	670	Energy Efficient Lighting System	Fixture (including LED) >= 20 watts and < 40 watts	No	\$56.02
Burt	670	Energy Efficient Lighting System	HU-Fixture (including LED) >= 20 watts and < 40 watts	No	\$67.23
Burt	670	Energy Efficient Lighting System	Fixture (including LED) >= 40 watts and < 80 watts	No	\$112.05
Burt	670	Energy Efficient Lighting System	HU-Fixture (including LED) >= 40 watts and < 80 watts	No	\$134.46
Burt	670	Energy Efficient Lighting System	Fixture (including LED) >= 80 watts	No	\$203.13
Burt	670	Energy Efficient Lighting System	HU-Fixture (including LED) >= 80 watts	No	\$243.75
Burt	670	Energy Efficient Lighting System	General agricultural area, Fixture (including LED) replacement	SqFt	\$0.57

County	Code	Practice	Component	Units	Unit Cost
Burt	670	Energy Efficient Lighting System	HU-General agricultural area, Fixture (including LED) replacement	SqFt	\$0.68
Burt	670	Energy Efficient Lighting System	LED (using existing fixture) < 20 watts	No	\$10.17
Burt	670	Energy Efficient Lighting System	HU-LED (using existing fixture) < 20 watts	No	\$12.21
Burt	670	Energy Efficient Lighting System	LED (using existing fixture) >= 100 watts	No	\$88.73
Burt	670	Energy Efficient Lighting System	HU-LED (using existing fixture) >= 100 watts	No	\$106.48
Burt	670	Energy Efficient Lighting System	LED (using existing fixture) >= 20 watts and < 100 watts	No	\$37.39
Burt	670	Energy Efficient Lighting System	HU-LED (using existing fixture) >= 20 watts and < 100 watts	No	\$44.88
Burt	670	Energy Efficient Lighting System	LED Dimmer or Controller	No	\$391.27
Burt	670	Energy Efficient Lighting System	HU-LED Dimmer or Controller	No	\$469.53
Burt	670	Energy Efficient Lighting System	Poultry breeding, Fixture (including LED) replacement with new layout	SqFt	\$0.24
Burt	670	Energy Efficient Lighting System	HU-Poultry breeding, Fixture (including LED) replacement with new layout	SqFt	\$0.29
Burt	670	Energy Efficient Lighting System	Poultry house, Fixture (including LED) replacement	SqFt	\$0.12
Burt	670	Energy Efficient Lighting System	HU-Poultry house, Fixture (including LED) replacement	SqFt	\$0.14
Burt	670	Energy Efficient Lighting System	Poultry house, Fixture (including LED) replacement with new layout	SqFt	\$0.16
Burt	670	Energy Efficient Lighting System	HU-Poultry house, Fixture (including LED) replacement with new layout	SqFt	\$0.19
Burt	670	Energy Efficient Lighting System	Poultry house, Lamp replacement	SqFt	\$0.06
Burt	670	Energy Efficient Lighting System	HU-Poultry house, Lamp replacement	SqFt	\$0.08
Burt	670	Energy Efficient Lighting System	Specialty agricultural area, waterproof, Fixture (including LED) replacement	SqFt	\$0.83
Burt	670	Energy Efficient Lighting System	HU-Specialty agricultural area, waterproof, Fixture (including LED) replacement	SqFt	\$1.00
Burt	670	Energy Efficient Lighting System	Swine facility, Fixture (including LED) replacement	SqFt	\$0.20
Burt	670	Energy Efficient Lighting System	HU-Swine facility, Fixture (including LED) replacement	SqFt	\$0.23
Burt	672	Energy Efficient Building Envelope	Building Envelope - Attic Insulation	SqFt	\$0.75
Burt	672	Energy Efficient Building Envelope	HU-Building Envelope - Attic Insulation	SqFt	\$0.90
Burt	672	Energy Efficient Building Envelope	Building Envelope - Greenhouse Screens	SqFt	\$2.42
Burt	672	Energy Efficient Building Envelope	HU-Building Envelope - Greenhouse Screens	SqFt	\$2.90
Burt	672	Energy Efficient Building Envelope	Building Envelope - Sealant	Ft	\$1.46

County	Code	Practice	Component	Units	Unit Cost
Burt	672	Energy Efficient Building Envelope	HU-Building Envelope - Sealant	Ft	\$1.75
Burt	672	Energy Efficient Building Envelope	Building Envelope - Wall Insulation	SqFt	\$1.82
Burt	672	Energy Efficient Building Envelope	HU-Building Envelope - Wall Insulation	SqFt	\$2.18
Burt	672	Energy Efficient Building Envelope	Energy Efficient Glazing	SqFt	\$0.34
Burt	672	Energy Efficient Building Envelope	HU-Energy Efficient Glazing	SqFt	\$0.40
Burt	672	Energy Efficient Building Envelope	Greenhouse - Insulate Unglazed Walls	SqFt	\$0.30
Burt	672	Energy Efficient Building Envelope	HU-Greenhouse - Insulate Unglazed Walls	SqFt	\$0.37
Burt	810	Annual Forages for Grazing Systems	Annual forages mix	Ac	\$79.18
Burt	810	Annual Forages for Grazing Systems	HU-Annual forages mix	Ac	\$95.01
Burt	810	Annual Forages for Grazing Systems	Annual forages to Defer Grazing on Rangeland with FI	Ac	\$389.71
Burt	810	Annual Forages for Grazing Systems	HU-Annual forages to Defer Grazing on Rangeland with FI	Ac	\$402.55
Burt	810	Annual Forages for Grazing Systems	Annuals to Facilitate Renovation or Re-establishment	Ac	\$198.92
Burt	810	Annual Forages for Grazing Systems	HU-Annuals to Facilitate Renovation or Re-establishment	Ac	\$238.70
Burt	812	Raised Beds	Framed Raised Bed < 500 sq ft Contamination or Debris Sites only	SqFt	\$5.94
Burt	812	Raised Beds	HU-Framed Raised Bed < 500 sq ft Contamination or Debris Sites only	SqFt	\$7.12
Burt	812	Raised Beds	Framed Raised Bed greater than or equal to 500 sq ft Contamination or Debris Sites only	SqFt	\$3.39
Burt	812	Raised Beds	HU-Framed Raised Bed greater than or equal to 500 sq ft Contamination or Debris Sites only	SqFt	\$4.07
Burt	812	Raised Beds	Framed Raised Bed Small Lot Contamination or Debris Sites only	SqFt	\$11.39
Burt	812	Raised Beds	HU-Framed Raised Bed Small Lot Contamination or Debris Sites only	SqFt	\$13.67
Burt	812	Raised Beds	Unframed Raised Bed field size < 0.10 acres Contamination or Debris Sites only	SqFt	\$4.01
Burt	812	Raised Beds	HU-Unframed Raised Bed field size < 0.10 acres Contamination or Debris Sites only	SqFt	\$4.81
Burt	812	Raised Beds	Unframed Raised Bedfield size < 0.5 acres Contamination or Debris Sites only	SqFt	\$2.77
Burt	812	Raised Beds	HU-Unframed Raised Bedfield size < 0.5 acres Contamination or Debris Sites only	SqFt	\$3.33
Burt	821	Low Tunnel Systems	Low tunnel < 1000 square feet- Year 1	SqFt	\$4.74

County	Code	Practice	Component	Units	Unit Cost
Burt	821	Low Tunnel Systems	HU-Low tunnel < 1000 square feet- Year 1	SqFt	\$5.69
Burt	821	Low Tunnel Systems	Low tunnel 1000-5000 square feet, Year 1	SqFt	\$1.28
Burt	821	Low Tunnel Systems	HU-Low tunnel 1000-5000 square feet, Year 1	SqFt	\$1.54
Burt	821	Low Tunnel Systems	Low tunnel management- Year 2-3	SqFt	\$0.44
Burt	821	Low Tunnel Systems	HU-Low tunnel management- Year 2-3	SqFt	\$0.53
Burt	823	Organic Management	Certified Organic	Ac	\$87.48
Burt	823	Organic Management	HU-Certified Organic	Ac	\$104.97
Burt	823	Organic Management	Complex Crops and Livestock	Ac	\$350.30
Burt	823	Organic Management	HU-Complex Crops and Livestock	Ac	\$420.37
Burt	823	Organic Management	Complex Crops and Livestock FI	Ac	\$561.93
Burt	823	Organic Management	HU-Complex Crops and Livestock FI	Ac	\$631.99
Burt	823	Organic Management	Complex Crops FI	Ac	\$466.35
Burt	823	Organic Management	HU-Complex Crops FI	Ac	\$517.29
Burt	823	Organic Management	Complex Crops Only	Ac	\$254.72
Burt	823	Organic Management	HU-Complex Crops Only	Ac	\$305.67
Burt	823	Organic Management	Irrigated Pasture for Livestock	Ac	\$132.36
Burt	823	Organic Management	HU-Irrigated Pasture for Livestock	Ac	\$158.82
Burt	823	Organic Management	Simple Crops and Livestock	Ac	\$296.13
Burt	823	Organic Management	HU-Simple Crops and Livestock	Ac	\$355.36
Burt	823	Organic Management	Simple Crops and Livestock FI	Ac	\$326.08
Burt	823	Organic Management	HU-Simple Crops and Livestock FI	Ac	\$385.31
Burt	823	Organic Management	Simple Crops Large Acreage	Ac	\$74.25
Burt	823	Organic Management	HU-Simple Crops Large Acreage	Ac	\$89.11
Burt	823	Organic Management	Simple Crops Large Acreage FI	Ac	\$104.20
Burt	823	Organic Management	HU-Simple Crops Large Acreage FI	Ac	\$119.06
Burt	823	Organic Management	Simple Crops Only	Ac	\$221.95
Burt	823	Organic Management	HU-Simple Crops Only	Ac	\$266.34

County	Code	Practice	Component	Units	Unit Cost
Burt	823	Organic Management	Simple Crops Only FI	Ac	\$251.90
Burt	823	Organic Management	HU-Simple Crops Only FI	Ac	\$296.29
Burt	823	Organic Management	Small Scale	Ac	\$1,749.34
Burt	823	Organic Management	HU-Small Scale	Ac	\$2,099.20
Burt	823	Organic Management	Small Scale FI	Ac	\$1,983.59
Burt	823	Organic Management	HU-Small Scale FI	Ac	\$2,333.46
Burt	911	TA Design	TSPR-313 - Buried Concrete Tank	No	\$22,401.93
Burt	911	TA Design	TSPR-313 - Buried Concrete Tank, Greater Than 110,000 Cubic Feet	No	\$12,580.24
Burt	911	TA Design	TSPR-313 - Composted Bedded Pack, Concrete Floor and Walls	No	\$6,563.61
Burt	911	TA Design	TSPR-313 - Composted Bedded Pack, Earthen Floor and Wood Walls	No	\$3,719.38
Burt	911	TA Design	TSPR-313 - Dry Stack with Concrete Floor and Walls	No	\$7,876.33
Burt	911	TA Design	TSPR-313 - Pond	No	\$16,627.80
Burt	911	TA Design	TSPR-367 - Hoop Structure Roof	No	\$5,094.58
Burt	911	TA Design	TSPR-367 - Timber or Steel Sheet Roof	No	\$5,094.58
Burt	911	TA Design	TSPR-441 - SDI (Subsurface Drip Irrigation)	Ac	\$109.39
Burt	911	TA Design	TSPR-520 - Use On-Site Material	CuYd	\$1.36
Burt	911	TA Design	TSPR-521 - Flexible Membrane - Uncovered with liner drainage or venting	No	\$4,156.95
Burt	911	TA Design	TSPR-533 - Livestock, Manure Transfer	No	\$765.75
Burt	911	TA Design	TSPR-632 - Concrete Settling Structure with picket screen outlet	No	\$3,938.16
Burt	911	TA Design	TSPR-632 - Concrete Settling Structure with pipe outlet	No	\$13,236.61
Burt	911	TA Design	TSPR-634 - Gravity flow	Ft	\$5.11
Burt	911	TA Design	TSPR-634 - Pressure flow, less than or equal to 6 inch diameter conduit	Ft	\$2.52
Burt	912	TA Application	TSPR-313 - Buried Concrete Tank	No	\$5,649.18
Burt	912	TA Application	TSPR-313 - Buried Concrete Tank, Greater Than 110,000 Cubic Feet	No	\$3,172.41
Burt	912	TA Application	TSPR-313 - Composted Bedded Pack, Concrete Floor and Walls	No	\$4,375.74
Burt	912	TA Application	TSPR-313 - Composted Bedded Pack, Earthen Floor and Wood Walls	No	\$2,625.44
Burt	912	TA Application	TSPR-313 - Dry Stack with Concrete Floor and Walls	No	\$5,360.28

County	Code	Practice	Component	Units	Unit Cost
Burt	912	TA Application	TSPR-313 - Pond	No	\$5,360.28
Burt	912	TA Application	TSPR-367 - Hoop Structure Roof	No	\$2,498.68
Burt	912	TA Application	TSPR-367 - Timber or Steel Sheet Roof	No	\$1,998.94
Burt	912	TA Application	TSPR-441 - SDI (Subsurface Drip Irrigation)	Ac	\$47.40
Burt	912	TA Application	TSPR-520 - Use On-Site Material	CuYd	\$0.95
Burt	912	TA Application	TSPR-521 - Flexible Membrane - Uncovered with liner drainage or venting	No	\$4,047.56
Burt	912	TA Application	TSPR-632 - Concrete Settling Structure with picket screen outlet	No	\$2,844.23
Burt	912	TA Application	TSPR-632 - Concrete Settling Structure with pipe outlet	No	\$10,939.34
Burt	912	TA Application	TSPR-634 - Gravity flow	Ft	\$2.92
Burt	912	TA Application	TSPR-634 - Pressure flow, less than or equal to 6 inch diameter conduit	Ft	\$0.75
Burt	913	TA Check-Out	TSPR-313 - Buried Concrete Tank	No	\$7,597.18
Burt	913	TA Check-Out	TSPR-313 - Buried Concrete Tank, Greater Than 110,000 Cubic Feet	No	\$4,266.34
Burt	913	TA Check-Out	TSPR-313 - Composted Bedded Pack, Concrete Floor and Walls	No	\$3,500.59
Burt	913	TA Check-Out	TSPR-313 - Composted Bedded Pack, Earthen Floor and Wood Walls	No	\$1,750.30
Burt	913	TA Check-Out	TSPR-313 - Dry Stack with Concrete Floor and Walls	No	\$3,938.16
Burt	913	TA Check-Out	TSPR-313 - Pond	No	\$3,719.38
Burt	913	TA Check-Out	TSPR-367 - Hoop Structure Roof	No	\$829.29
Burt	913	TA Check-Out	TSPR-367 - Timber or Steel Sheet Roof	No	\$829.29
Burt	913	TA Check-Out	TSPR-441 - SDI (Subsurface Drip Irrigation)	Ac	\$16.41
Burt	913	TA Check-Out	TSPR-520 - Use On-Site Material	CuYd	\$0.20
Burt	913	TA Check-Out	TSPR-521 - Flexible Membrane - Uncovered with liner drainage or venting	No	\$437.57
Burt	913	TA Check-Out	TSPR-533 - Livestock, Manure Transfer	No	\$328.18
Burt	913	TA Check-Out	TSPR-632 - Concrete Settling Structure with picket screen outlet	No	\$656.36
Burt	913	TA Check-Out	TSPR-632 - Concrete Settling Structure with pipe outlet	No	\$656.36
Burt	913	TA Check-Out	TSPR-634 - Gravity flow	Ft	\$3.65
Burt	913	TA Check-Out	TSPR-634 - Pressure flow, less than or equal to 6 inch diameter conduit	Ft	\$0.52

County	Code	Practice	Component	Units	Unit Cost
Cass	101	CNMP Design and Implementation Activity	All Livestock Operations, 301 to 700 Animal Units	No	\$4,497.10
Cass	101	CNMP Design and Implementation Activity	HU-All Livestock Operations, 301 to 700 Animal Units	No	\$5,396.52
Cass	101	CNMP Design and Implementation Activity	All Livestock Operations, Greater Than 700 Animal Units	No	\$7,049.99
Cass	101	CNMP Design and Implementation Activity	HU-All Livestock Operations, Greater Than 700 Animal Units	No	\$8,459.98
Cass	101	CNMP Design and Implementation Activity	All Livestock Operations, Less Than or Equal to 300 Animal Units	No	\$5,032.28
Cass	101	CNMP Design and Implementation Activity	HU-All Livestock Operations, Less Than or Equal to 300 Animal Units	No	\$6,038.73
Cass	101	CNMP Design and Implementation Activity	All Livestock Operations, No Land Application	No	\$845.91
Cass	101	CNMP Design and Implementation Activity	HU-All Livestock Operations, No Land Application	No	\$1,015.09
Cass	101	CNMP Design and Implementation Activity	CNMP Revision	No	\$3,687.15
Cass	101	CNMP Design and Implementation Activity	HU-CNMP Revision	No	\$4,424.58
Cass	102	Comprehensive Nutrient Management Plan	Dairy Operations, 301 to 700 Animal Units	No	\$5,205.85
Cass	102	Comprehensive Nutrient Management Plan	HU-Dairy Operations, 301 to 700 Animal Units	No	\$6,247.01
Cass	102	Comprehensive Nutrient Management Plan	Dairy Operations, Greater Than 700 Animal Units	No	\$6,506.47
Cass	102	Comprehensive Nutrient Management Plan	HU-Dairy Operations, Greater Than 700 Animal Units	No	\$7,807.76
Cass	102	Comprehensive Nutrient Management Plan	Dairy Operations, Less Than or Equal to 300 Animal Units	No	\$4,231.23
Cass	102	Comprehensive Nutrient Management Plan	HU-Dairy Operations, Less Than or Equal to 300 Animal Units	No	\$5,077.48
Cass	102	Comprehensive Nutrient Management Plan	Dairy Operations, No Land Application	No	\$4,426.83
Cass	102	Comprehensive Nutrient Management Plan	HU-Dairy Operations, No Land Application	No	\$5,312.20
Cass	102	Comprehensive Nutrient Management Plan	Non-Dairy Livestock Operations, 301 to 700 Animal Units	No	\$4,558.92
Cass	102	Comprehensive Nutrient Management Plan	HU-Non-Dairy Livestock Operations, 301 to 700 Animal Units	No	\$5,470.70
Cass	102	Comprehensive Nutrient Management Plan	Non-Dairy Livestock Operations, Less Than or Equal to 300 Animal Units	No	\$3,452.22
Cass	102	Comprehensive Nutrient Management Plan	HU-Non-Dairy Livestock Operations, Less Than or Equal to 300 Animal Units	No	\$4,142.65
Cass	102	Comprehensive Nutrient Management Plan	Non-Dairy Livestock Operations, No Land Application	No	\$2,735.01
Cass	102	Comprehensive Nutrient Management Plan	HU-Non-Dairy Livestock Operations, No Land Application	No	\$3,282.02
Cass	102	Comprehensive Nutrient Management Plan	Non-Dairy Operations, Greater Than 700 Animal Units	No	\$5,859.54
Cass	102	Comprehensive Nutrient Management Plan	HU-Non-Dairy Operations, Greater Than 700 Animal Units	No	\$7,031.44
Cass	106	Forest Management Plan	Nonindustrial Private Forest, 101 to 250 Acres	No	\$2,956.25

County	Code	Practice	Component	Units	Unit Cost
Cass	106	Forest Management Plan	HU-Nonindustrial Private Forest, 101 to 250 Acres	No	\$3,547.50
Cass	106	Forest Management Plan	Nonindustrial Private Forest, 21 to 100 Acres	No	\$1,799.46
Cass	106	Forest Management Plan	HU-Nonindustrial Private Forest, 21 to 100 Acres	No	\$2,159.35
Cass	106	Forest Management Plan	Nonindustrial Private Forest, 251 to 500 Acres	No	\$4,370.11
Cass	106	Forest Management Plan	HU-Nonindustrial Private Forest, 251 to 500 Acres	No	\$5,244.14
Cass	106	Forest Management Plan	Nonindustrial Private Forest, 501 to 1,000 Acres	No	\$5,334.11
Cass	106	Forest Management Plan	HU-Nonindustrial Private Forest, 501 to 1,000 Acres	No	\$6,400.94
Cass	106	Forest Management Plan	Nonindustrial Private Forest, Greater Than 1,000 Acres	No	\$6,940.78
Cass	106	Forest Management Plan	HU-Nonindustrial Private Forest, Greater Than 1,000 Acres	No	\$8,328.93
Cass	106	Forest Management Plan	Nonindustrial Private Forest, Less Than or Equal to 20 Acres	No	\$1,221.06
Cass	106	Forest Management Plan	HU-Nonindustrial Private Forest, Less Than or Equal to 20 Acres	No	\$1,465.27
Cass	110	Grazing Management Plan	Grazed Lands, 1,501 to 5,000 Acres	No	\$3,335.83
Cass	110	Grazing Management Plan	HU-Grazed Lands, 1,501 to 5,000 Acres	No	\$4,002.99
Cass	110	Grazing Management Plan	Grazed Lands, 101 to 500 Acres	No	\$2,382.73
Cass	110	Grazing Management Plan	HU-Grazed Lands, 101 to 500 Acres	No	\$2,859.28
Cass	110	Grazing Management Plan	Grazed Lands, 5,001 to 10,000 Acres	No	\$3,812.37
Cass	110	Grazing Management Plan	HU-Grazed Lands, 5,001 to 10,000 Acres	No	\$4,574.84
Cass	110	Grazing Management Plan	Grazed Lands, 501 to 1,500 Acres	No	\$2,859.28
Cass	110	Grazing Management Plan	HU-Grazed Lands, 501 to 1,500 Acres	No	\$3,431.13
Cass	110	Grazing Management Plan	Grazed Lands, Greater Than 10,000 Acres	No	\$4,288.91
Cass	110	Grazing Management Plan	HU-Grazed Lands, Greater Than 10,000 Acres	No	\$5,146.69
Cass	110	Grazing Management Plan	Grazed Lands, Less Than or Equal to 100 Acres	No	\$1,906.18
Cass	110	Grazing Management Plan	HU-Grazed Lands, Less Than or Equal to 100 Acres	No	\$2,287.43
Cass	116	Soil Health Management Plan	Crops and Livestock Soil Health Management, Greater Than or Equal to Five Units	No	\$1,955.99
Cass	116	Soil Health Management Plan	HU-Crops and Livestock Soil Health Management, Greater Than or Equal to Five Units	No	\$2,347.20
Cass	116	Soil Health Management Plan	Crops and Livestock Soil Health Management, Less Than Five Units	No	\$1,564.80

County	Code	Practice	Component	Units	Unit Cost
Cass	116	Soil Health Management Plan	HU-Crops and Livestock Soil Health Management, Less Than Five Units	No	\$1,877.76
Cass	116	Soil Health Management Plan	Crops Soil Health Management, Greater Than or Equal to Five Units	No	\$1,825.60
Cass	116	Soil Health Management Plan	HU-Crops Soil Health Management, Greater Than or Equal to Five Units	No	\$2,190.71
Cass	116	Soil Health Management Plan	Crops Soil Health Management, Less Than Five Units	No	\$1,434.40
Cass	116	Soil Health Management Plan	HU-Crops Soil Health Management, Less Than Five Units	No	\$1,721.27
Cass	116	Soil Health Management Plan	Organic Crops and Livestock Soil Health Management, Greater Than or Equal to Five Units	No	\$2,347.20
Cass	116	Soil Health Management Plan	HU-Organic Crops and Livestock Soil Health Management, Greater Than or Equal to Five Units	No	\$2,816.64
Cass	116	Soil Health Management Plan	Organic Crops and Livestock Soil Health Management, Less Than Five Units	No	\$2,216.79
Cass	116	Soil Health Management Plan	HU-Organic Crops and Livestock Soil Health Management, Less Than Five Units	No	\$2,660.15
Cass	116	Soil Health Management Plan	Organic Crops Soil Health Management, Greater Than or Equal to Five Units	No	\$2,086.40
Cass	116	Soil Health Management Plan	HU-Organic Crops Soil Health Management, Greater Than or Equal to Five Units	No	\$2,503.68
Cass	116	Soil Health Management Plan	Organic Crops Soil Health Management, Less Than Five Units	No	\$1,695.20
Cass	116	Soil Health Management Plan	HU-Organic Crops Soil Health Management, Less Than Five Units	No	\$2,034.24
Cass	116	Soil Health Management Plan	Small Farm, Less Than or Equal to 10 Acres	No	\$1,304.00
Cass	116	Soil Health Management Plan	HU-Small Farm, Less Than or Equal to 10 Acres	No	\$1,564.80
Cass	120	Agricultural Energy Design	High Complexity, Four to Five Designs	No	\$7,134.63
Cass	120	Agricultural Energy Design	HU-High Complexity, Four to Five Designs	No	\$8,561.56
Cass	120	Agricultural Energy Design	High Complexity, Greater Than or Equal to Six Designs	No	\$8,394.05
Cass	120	Agricultural Energy Design	HU-High Complexity, Greater Than or Equal to Six Designs	No	\$10,072.87
Cass	120	Agricultural Energy Design	High Complexity, One Design	No	\$4,615.79
Cass	120	Agricultural Energy Design	HU-High Complexity, One Design	No	\$5,538.96
Cass	120	Agricultural Energy Design	High Complexity, Two to Three Designs	No	\$5,875.21
Cass	120	Agricultural Energy Design	HU-High Complexity, Two to Three Designs	No	\$7,050.26
Cass	120	Agricultural Energy Design	Low Complexity, Four to Five Designs	No	\$4,837.30

County	Code	Practice	Component	Units	Unit Cost
Cass	120	Agricultural Energy Design	HU-Low Complexity, Four to Five Designs	No	\$5,804.75
Cass	120	Agricultural Energy Design	Low Complexity, Greater Than or Equal to Six Designs	No	\$6,096.72
Cass	120	Agricultural Energy Design	HU-Low Complexity, Greater Than or Equal to Six Designs	No	\$7,316.06
Cass	120	Agricultural Energy Design	Low Complexity, One Design	No	\$2,318.46
Cass	120	Agricultural Energy Design	HU-Low Complexity, One Design	No	\$2,782.14
Cass	120	Agricultural Energy Design	Low Complexity, Two to Three Designs	No	\$3,577.88
Cass	120	Agricultural Energy Design	HU-Low Complexity, Two to Three Designs	No	\$4,293.45
Cass	120	Agricultural Energy Design	Medium Complexity, Four to Five Designs	No	\$5,985.97
Cass	120	Agricultural Energy Design	HU-Medium Complexity, Four to Five Designs	No	\$7,183.16
Cass	120	Agricultural Energy Design	Medium Complexity, Greater Than or Equal to Six Designs	No	\$7,245.39
Cass	120	Agricultural Energy Design	HU-Medium Complexity, Greater Than or Equal to Six Designs	No	\$8,694.46
Cass	120	Agricultural Energy Design	Medium Complexity, One Design	No	\$3,467.12
Cass	120	Agricultural Energy Design	HU-Medium Complexity, One Design	No	\$4,160.55
Cass	120	Agricultural Energy Design	Medium Complexity, Two to Three Designs	No	\$4,726.55
Cass	120	Agricultural Energy Design	HU-Medium Complexity, Two to Three Designs	No	\$5,671.85
Cass	138	Conservation Plan Supporting Organic Transition	Supporting Organic Transition for Crops and Livestock	No	\$4,889.99
Cass	138	Conservation Plan Supporting Organic Transition	HU-Supporting Organic Transition for Crops and Livestock	No	\$5,867.99
Cass	138	Conservation Plan Supporting Organic Transition	Transition to Organic for Crop and Livestock, High Complexity	No	\$7,163.53
Cass	138	Conservation Plan Supporting Organic Transition	HU-Transition to Organic for Crop and Livestock, High Complexity	No	\$8,596.24
Cass	138	Conservation Plan Supporting Organic Transition	Transition to Organic for Crop and Livestock, Low Complexity	No	\$4,889.99
Cass	138	Conservation Plan Supporting Organic Transition	HU-Transition to Organic for Crop and Livestock, Low Complexity	No	\$5,867.99
Cass	138	Conservation Plan Supporting Organic Transition	Transition to Organic for Crop, High Complexity	No	\$4,889.99
Cass	138	Conservation Plan Supporting Organic Transition	HU-Transition to Organic for Crop, High Complexity	No	\$5,867.99
Cass	138	Conservation Plan Supporting Organic Transition	Transition to Organic for Crop, Low Complexity	No	\$4,237.99
Cass	138	Conservation Plan Supporting Organic Transition	HU-Transition to Organic for Crop, Low Complexity	No	\$5,085.60
Cass	138	Conservation Plan Supporting Organic Transition	Transition to Organic for Livestock, High Complexity	No	\$6,837.53
Cass	138	Conservation Plan Supporting Organic Transition	HU-Transition to Organic for Livestock, High Complexity	No	\$8,205.04

County	Code	Practice	Component	Units	Unit Cost
Cass	138	Conservation Plan Supporting Organic Transition	Transition to Organic for Livestock, Low Complexity	No	\$4,563.99
Cass	138	Conservation Plan Supporting Organic Transition	HU-Transition to Organic for Livestock, Low Complexity	No	\$5,476.79
Cass	140	Transition to Organic Design	High Complexity Conservation Practices, Greater Than or Equal to Five	No	\$12,465.61
Cass	140	Transition to Organic Design	HU-High Complexity Conservation Practices, Greater Than or Equal to Five	No	\$14,958.73
Cass	140	Transition to Organic Design	High Complexity Conservation Practices, One to Four	No	\$9,671.58
Cass	140	Transition to Organic Design	HU-High Complexity Conservation Practices, One to Four	No	\$11,605.90
Cass	140	Transition to Organic Design	Low Complexity Conservation Practices, Greater Than or Equal to Five	No	\$7,475.07
Cass	140	Transition to Organic Design	HU-Low Complexity Conservation Practices, Greater Than or Equal to Five	No	\$8,970.09
Cass	140	Transition to Organic Design	Low Complexity Conservation Practices, One to Four	No	\$3,763.52
Cass	140	Transition to Organic Design	HU-Low Complexity Conservation Practices, One to Four	No	\$4,516.23
Cass	144	Fish and Wildlife Habitat Design	Habitat Design, One Land Use	No	\$2,486.03
Cass	144	Fish and Wildlife Habitat Design	HU-Habitat Design, One Land Use	No	\$2,983.23
Cass	144	Fish and Wildlife Habitat Design	Habitat Design, Three or More Land Uses	No	\$3,590.93
Cass	144	Fish and Wildlife Habitat Design	HU-Habitat Design, Three or More Land Uses	No	\$4,309.12
Cass	144	Fish and Wildlife Habitat Design	Habitat Design, Two Land Uses	No	\$3,038.48
Cass	144	Fish and Wildlife Habitat Design	HU-Habitat Design, Two Land Uses	No	\$3,646.17
Cass	148	Pollinator Habitat Design	Pollinator Habitat	No	\$2,900.36
Cass	148	Pollinator Habitat Design	HU-Pollinator Habitat	No	\$3,480.44
Cass	148	Pollinator Habitat Design	Pollinator Habitat, No Local TSP	No	\$4,212.44
Cass	148	Pollinator Habitat Design	HU-Pollinator Habitat, No Local TSP	No	\$5,054.93
Cass	157	Nutrient Management Design and Implementation Activity	Nutrient Management, 101 to 300 Acres and No Manure	No	\$3,362.84
Cass	157	Nutrient Management Design and Implementation Activity	HU-Nutrient Management, 101 to 300 Acres and No Manure	No	\$4,035.41
Cass	157	Nutrient Management Design and Implementation Activity	Nutrient Management, 101 to 300 Acres Fertilizer and Manure	No	\$5,884.96
Cass	157	Nutrient Management Design and Implementation Activity	HU-Nutrient Management, 101 to 300 Acres Fertilizer and Manure	No	\$7,061.96

<b>County</b>	<b>Code</b>	<b>Practice</b>	<b>Component</b>	<b>Units</b>	<b>Unit Cost</b>
Cass	157	Nutrient Management Design and Implementation Activity	Nutrient Management, Greater Than 300 Acres and No Manure	No	\$4,203.55
Cass	157	Nutrient Management Design and Implementation Activity	HU-Nutrient Management, Greater Than 300 Acres and No Manure	No	\$5,044.26
Cass	157	Nutrient Management Design and Implementation Activity	Nutrient Management, Greater Than 300 Acres Fertilizer and Manure	No	\$7,146.03
Cass	157	Nutrient Management Design and Implementation Activity	HU-Nutrient Management, Greater Than 300 Acres Fertilizer and Manure	No	\$8,575.24
Cass	157	Nutrient Management Design and Implementation Activity	Nutrient Management, Less Than or Equal to 100 Acres and No Manure	No	\$2,522.12
Cass	157	Nutrient Management Design and Implementation Activity	HU-Nutrient Management, Less Than or Equal to 100 Acres and No Manure	No	\$3,026.55
Cass	157	Nutrient Management Design and Implementation Activity	Nutrient Management, Less Than or Equal to 100 Acres Fertilizer and Manure	No	\$4,203.55
Cass	157	Nutrient Management Design and Implementation Activity	HU-Nutrient Management, Less Than or Equal to 100 Acres Fertilizer and Manure	No	\$5,044.26
Cass	158	Feed Management Design	Feed Management Plan	No	\$3,362.84
Cass	158	Feed Management Design	HU-Feed Management Plan	No	\$4,035.41
Cass	159	Grazing Management Design	Grazed Lands, 1,501 to 5,000 Acres	No	\$2,223.88
Cass	159	Grazing Management Design	HU-Grazed Lands, 1,501 to 5,000 Acres	No	\$2,668.66
Cass	159	Grazing Management Design	Grazed Lands, 101 to 500 Acres	No	\$1,588.48
Cass	159	Grazing Management Design	HU-Grazed Lands, 101 to 500 Acres	No	\$1,906.18
Cass	159	Grazing Management Design	Grazed Lands, 5,001 to 10,000 Acres	No	\$2,541.58
Cass	159	Grazing Management Design	HU-Grazed Lands, 5,001 to 10,000 Acres	No	\$3,049.90
Cass	159	Grazing Management Design	Grazed Lands, 501 to 1,500 Acres	No	\$1,906.18
Cass	159	Grazing Management Design	HU-Grazed Lands, 501 to 1,500 Acres	No	\$2,287.43
Cass	159	Grazing Management Design	Grazed Lands, Greater Than 10,000 Acres	No	\$2,859.28
Cass	159	Grazing Management Design	HU-Grazed Lands, Greater Than 10,000 Acres	No	\$3,431.13
Cass	159	Grazing Management Design	Grazed Lands, Less Than or Equal to 100 Acres	No	\$1,270.79
Cass	159	Grazing Management Design	HU-Grazed Lands, Less Than or Equal to 100 Acres	No	\$1,524.95

County	Code	Practice	Component	Units	Unit Cost
Cass	160	Prescribed Burning Design	Burn Implementation, 101 to 250 Acres	No	\$1,606.66
Cass	160	Prescribed Burning Design	HU-Burn Implementation, 101 to 250 Acres	No	\$1,927.99
Cass	160	Prescribed Burning Design	Burn Implementation, 21 to 100 Acres	No	\$1,285.33
Cass	160	Prescribed Burning Design	HU-Burn Implementation, 21 to 100 Acres	No	\$1,542.39
Cass	160	Prescribed Burning Design	Burn Implementation, 251 to 500 Acres	No	\$1,927.99
Cass	160	Prescribed Burning Design	HU-Burn Implementation, 251 to 500 Acres	No	\$2,313.60
Cass	160	Prescribed Burning Design	Burn Implementation, 501 to 1,000 Acres	No	\$2,570.65
Cass	160	Prescribed Burning Design	HU-Burn Implementation, 501 to 1,000 Acres	No	\$3,084.79
Cass	160	Prescribed Burning Design	Burn Implementation, Greater Than 1,000 Acres	No	\$3,855.99
Cass	160	Prescribed Burning Design	HU-Burn Implementation, Greater Than 1,000 Acres	No	\$4,627.18
Cass	160	Prescribed Burning Design	Burn Implementation, Less Than or Equal to 20 Acres	No	\$964.00
Cass	160	Prescribed Burning Design	HU-Burn Implementation, Less Than or Equal to 20 Acres	No	\$1,156.79
Cass	161	Pest Management Conservation System Design	High Complexity Conservation Practices, Greater Than or Equal to Five	No	\$6,454.48
Cass	161	Pest Management Conservation System Design	HU-High Complexity Conservation Practices, Greater Than or Equal to Five	No	\$7,745.38
Cass	161	Pest Management Conservation System Design	High Complexity Conservation Practices, One to Four	No	\$5,234.33
Cass	161	Pest Management Conservation System Design	HU-High Complexity Conservation Practices, One to Four	No	\$6,281.19
Cass	161	Pest Management Conservation System Design	Low Complexity Conservation Practices, Greater Than or Equal to Five	No	\$3,686.44
Cass	161	Pest Management Conservation System Design	HU-Low Complexity Conservation Practices, Greater Than or Equal to Five	No	\$4,423.73
Cass	161	Pest Management Conservation System Design	Low Complexity Conservation Practices, One to Four	No	\$2,466.29
Cass	161	Pest Management Conservation System Design	HU-Low Complexity Conservation Practices, One to Four	No	\$2,959.55
Cass	162	Soil Health Management System Design	Crops and Livestock Soil Health Management, Greater Than or Equal to Five Units	No	\$4,203.55
Cass	162	Soil Health Management System Design	HU-Crops and Livestock Soil Health Management, Greater Than or Equal to Five Units	No	\$5,044.26
Cass	162	Soil Health Management System Design	Crops and Livestock Soil Health Management, Less Than Five Units	No	\$3,362.84
Cass	162	Soil Health Management System Design	HU-Crops and Livestock Soil Health Management, Less Than Five Units	No	\$4,035.41
Cass	162	Soil Health Management System Design	Crops Soil Health Management, Greater Than or Equal to Five Units	No	\$3,867.26
Cass	162	Soil Health Management System Design	HU-Crops Soil Health Management, Greater Than or Equal to Five Units	No	\$4,640.71

County	Code	Practice	Component	Units	Unit Cost
Cass	162	Soil Health Management System Design	Crops Soil Health Management, Less Than Five Units	No	\$3,194.69
Cass	162	Soil Health Management System Design	HU-Crops Soil Health Management, Less Than Five Units	No	\$3,833.63
Cass	162	Soil Health Management System Design	Organic Crops and Livestock Soil Health Management, Greater Than or Equal to Five Units	No	\$6,725.67
Cass	162	Soil Health Management System Design	HU-Organic Crops and Livestock Soil Health Management, Greater Than or Equal to Five Units	No	\$8,070.81
Cass	162	Soil Health Management System Design	Organic Crops and Livestock Soil Health Management, Less Than Five Units	No	\$5,380.53
Cass	162	Soil Health Management System Design	HU-Organic Crops and Livestock Soil Health Management, Less Than Five Units	No	\$6,456.64
Cass	162	Soil Health Management System Design	Organic Crops Soil Health Management, Greater Than or Equal to Five Units	No	\$5,044.26
Cass	162	Soil Health Management System Design	HU-Organic Crops Soil Health Management, Greater Than or Equal to Five Units	No	\$6,053.10
Cass	162	Soil Health Management System Design	Organic Crops Soil Health Management, Less Than Five Units	No	\$3,699.12
Cass	162	Soil Health Management System Design	HU-Organic Crops Soil Health Management, Less Than Five Units	No	\$4,438.95
Cass	162	Soil Health Management System Design	Small Farm, Less Than or Equal to 10 Acres	No	\$2,522.12
Cass	162	Soil Health Management System Design	HU-Small Farm, Less Than or Equal to 10 Acres	No	\$3,026.55
Cass	163	Irrigation Water Management Design	Designs with Pump Test, Greater Than or Equal to Three	No	\$10,051.64
Cass	163	Irrigation Water Management Design	HU-Designs with Pump Test, Greater Than or Equal to Three	No	\$12,061.97
Cass	163	Irrigation Water Management Design	Designs with Pump Test, One to Two	No	\$6,336.05
Cass	163	Irrigation Water Management Design	HU-Designs with Pump Test, One to Two	No	\$7,603.25
Cass	163	Irrigation Water Management Design	Designs without Pump Test, Greater Than or Equal to Three	No	\$8,674.15
Cass	163	Irrigation Water Management Design	HU-Designs without Pump Test, Greater Than or Equal to Three	No	\$10,408.98
Cass	163	Irrigation Water Management Design	Designs without Pump Test, One to Two	No	\$5,323.00
Cass	163	Irrigation Water Management Design	HU-Designs without Pump Test, One to Two	No	\$6,387.59
Cass	164	Improved Management of Drainage Water Design	Designs with No Tile Map, Greater Than or Equal to Three	No	\$8,896.29
Cass	164	Improved Management of Drainage Water Design	HU-Designs with No Tile Map, Greater Than or Equal to Three	No	\$10,675.55
Cass	164	Improved Management of Drainage Water Design	Designs with No Tile Map, One to Two	No	\$7,077.43
Cass	164	Improved Management of Drainage Water Design	HU-Designs with No Tile Map, One to Two	No	\$8,492.92

County	Code	Practice	Component	Units	Unit Cost
Cass	164	Improved Management of Drainage Water Design	Designs with Tile Map, Greater Than or Equal to Three	No	\$8,167.43
Cass	164	Improved Management of Drainage Water Design	HU-Designs with Tile Map, Greater Than or Equal to Three	No	\$9,800.91
Cass	164	Improved Management of Drainage Water Design	Designs with Tile Map, One to Two	No	\$5,195.98
Cass	164	Improved Management of Drainage Water Design	HU-Designs with Tile Map, One to Two	No	\$6,235.17
Cass	165	Forest Management Practice Design	Nonindustrial Private Forest, 101 to 250 Acres	No	\$771.20
Cass	165	Forest Management Practice Design	HU-Nonindustrial Private Forest, 101 to 250 Acres	No	\$925.44
Cass	165	Forest Management Practice Design	Nonindustrial Private Forest, 21 to 100 Acres	No	\$514.13
Cass	165	Forest Management Practice Design	HU-Nonindustrial Private Forest, 21 to 100 Acres	No	\$616.95
Cass	165	Forest Management Practice Design	Nonindustrial Private Forest, 251 to 500 Acres	No	\$1,028.26
Cass	165	Forest Management Practice Design	HU-Nonindustrial Private Forest, 251 to 500 Acres	No	\$1,233.92
Cass	165	Forest Management Practice Design	Nonindustrial Private Forest, 501 to 1,000 Acres	No	\$1,221.06
Cass	165	Forest Management Practice Design	HU-Nonindustrial Private Forest, 501 to 1,000 Acres	No	\$1,465.27
Cass	165	Forest Management Practice Design	Nonindustrial Private Forest, Greater Than 1,000 Acres	No	\$1,478.13
Cass	165	Forest Management Practice Design	HU-Nonindustrial Private Forest, Greater Than 1,000 Acres	No	\$1,773.76
Cass	165	Forest Management Practice Design	Nonindustrial Private Forest, Less Than or Equal to 20 Acres	No	\$321.33
Cass	165	Forest Management Practice Design	HU-Nonindustrial Private Forest, Less Than or Equal to 20 Acres	No	\$385.60
Cass	199	Conservation Plan	One Land Use, 10 to 199 Acres	No	\$3,210.29
Cass	199	Conservation Plan	HU-One Land Use, 10 to 199 Acres	No	\$3,852.35
Cass	199	Conservation Plan	One Land Use, 200 to 1,000 Acres	No	\$4,728.77
Cass	199	Conservation Plan	HU-One Land Use, 200 to 1,000 Acres	No	\$5,674.52
Cass	199	Conservation Plan	One Land Use, Greater Than 1,000 Acres	No	\$6,293.57
Cass	199	Conservation Plan	HU-One Land Use, Greater Than 1,000 Acres	No	\$7,552.28
Cass	199	Conservation Plan	Small Farm	No	\$2,532.52
Cass	199	Conservation Plan	HU-Small Farm	No	\$3,039.03
Cass	199	Conservation Plan	Three or More Land Uses, 10 to 199 Acres	No	\$6,293.57
Cass	199	Conservation Plan	HU-Three or More Land Uses, 10 to 199 Acres	No	\$7,552.28
Cass	199	Conservation Plan	Three or More Land Uses, 200 to 1,000 Acres	No	\$7,667.06

County	Code	Practice	Component	Units	Unit Cost
Cass	199	Conservation Plan	HU-Three or More Land Uses, 200 to 1,000 Acres	No	\$9,200.47
Cass	199	Conservation Plan	Three or More Land Uses, Greater Than 1,000 Acres	No	\$8,849.25
Cass	199	Conservation Plan	HU-Three or More Land Uses, Greater Than 1,000 Acres	No	\$10,619.10
Cass	199	Conservation Plan	Two Land Uses, 10 to 199 Acres	No	\$4,728.77
Cass	199	Conservation Plan	HU-Two Land Uses, 10 to 199 Acres	No	\$5,674.52
Cass	199	Conservation Plan	Two Land Uses, 200 to 1,000 Acres	No	\$6,293.57
Cass	199	Conservation Plan	HU-Two Land Uses, 200 to 1,000 Acres	No	\$7,552.28
Cass	199	Conservation Plan	Two Land Uses, Greater Than 1,000 Acres	No	\$7,667.06
Cass	199	Conservation Plan	HU-Two Land Uses, Greater Than 1,000 Acres	No	\$9,200.47
Cass	201	Edge-of-Field Water Quality Monitoring-Data Collection and Evaluation	Discrete Sampling, Single Parameter, Additional Year	No	\$4,614.10
Cass	201	Edge-of-Field Water Quality Monitoring-Data Collection and Evaluation	HU-Discrete Sampling, Single Parameter, Additional Year	No	\$5,536.92
Cass	201	Edge-of-Field Water Quality Monitoring-Data Collection and Evaluation	Discrete Sampling, Single Parameter, Year One	No	\$5,608.14
Cass	201	Edge-of-Field Water Quality Monitoring-Data Collection and Evaluation	HU-Discrete Sampling, Single Parameter, Year One	No	\$6,729.77
Cass	201	Edge-of-Field Water Quality Monitoring-Data Collection and Evaluation	Surface Last Year	No	\$21,310.11
Cass	201	Edge-of-Field Water Quality Monitoring-Data Collection and Evaluation	HU-Surface Last Year	No	\$25,572.14
Cass	201	Edge-of-Field Water Quality Monitoring-Data Collection and Evaluation	Surface Last Year, Two Treatment Sites	No	\$30,769.12
Cass	201	Edge-of-Field Water Quality Monitoring-Data Collection and Evaluation	HU-Surface Last Year, Two Treatment Sites	No	\$36,922.94
Cass	201	Edge-of-Field Water Quality Monitoring-Data Collection and Evaluation	Surface Year One and Less Quality Assurance Project Plan, Two Treatment Sites	No	\$25,798.90
Cass	201	Edge-of-Field Water Quality Monitoring-Data Collection and Evaluation	HU-Surface Year One and Less Quality Assurance Project Plan, Two Treatment Sites	No	\$30,958.68
Cass	201	Edge-of-Field Water Quality Monitoring-Data Collection and Evaluation	Surface Year One Plus, No Quality Assurance Project Plan	No	\$17,996.63

County	Code	Practice	Component	Units	Unit Cost
Cass	201	Edge-of-Field Water Quality Monitoring-Data Collection and Evaluation	HU-Surface Year One Plus, No Quality Assurance Project Plan	No	\$21,595.96
Cass	201	Edge-of-Field Water Quality Monitoring-Data Collection and Evaluation	Surface Year One Quality Assurance Project Plan	No	\$24,292.24
Cass	201	Edge-of-Field Water Quality Monitoring-Data Collection and Evaluation	HU-Surface Year One Quality Assurance Project Plan	No	\$29,150.69
Cass	201	Edge-of-Field Water Quality Monitoring-Data Collection and Evaluation	Surface Year One Quality Assurance Project Plan, Two Treatment Sites	No	\$33,585.57
Cass	201	Edge-of-Field Water Quality Monitoring-Data Collection and Evaluation	HU-Surface Year One Quality Assurance Project Plan, Two Treatment Sites	No	\$40,302.69
Cass	201	Edge-of-Field Water Quality Monitoring-Data Collection and Evaluation	Tile Last Year	No	\$47,455.94
Cass	201	Edge-of-Field Water Quality Monitoring-Data Collection and Evaluation	HU-Tile Last Year	No	\$56,947.12
Cass	201	Edge-of-Field Water Quality Monitoring-Data Collection and Evaluation	Tile Last Year, Two Treatment Sites	No	\$67,994.44
Cass	201	Edge-of-Field Water Quality Monitoring-Data Collection and Evaluation	HU-Tile Last Year, Two Treatment Sites	No	\$81,593.33
Cass	201	Edge-of-Field Water Quality Monitoring-Data Collection and Evaluation	Tile Year One and Less Quality Assurance Project Plan, Two Treatment Sites	No	\$63,024.22
Cass	201	Edge-of-Field Water Quality Monitoring-Data Collection and Evaluation	HU-Tile Year One and Less Quality Assurance Project Plan, Two Treatment Sites	No	\$75,629.06
Cass	201	Edge-of-Field Water Quality Monitoring-Data Collection and Evaluation	Tile Year One Plus, No Quality Assurance Project Plan	No	\$44,142.46
Cass	201	Edge-of-Field Water Quality Monitoring-Data Collection and Evaluation	HU-Tile Year One Plus, No Quality Assurance Project Plan	No	\$52,970.94
Cass	201	Edge-of-Field Water Quality Monitoring-Data Collection and Evaluation	Tile Year One, Quality Assurance Project Plan	No	\$50,438.07
Cass	201	Edge-of-Field Water Quality Monitoring-Data Collection and Evaluation	HU-Tile Year One, Quality Assurance Project Plan	No	\$60,525.68
Cass	202	Edge-of-Field Water Quality Monitoring-System Installation	Above and Below System, Cold Climate	No	\$34,627.60
Cass	202	Edge-of-Field Water Quality Monitoring-System Installation	HU-Above and Below System, Cold Climate	No	\$41,553.13

<b>County</b>	<b>Code</b>	<b>Practice</b>	<b>Component</b>	<b>Units</b>	<b>Unit Cost</b>
Cass	202	Edge-of-Field Water Quality Monitoring-System Installation	Above and Below System, Warm Climate	No	\$31,540.76
Cass	202	Edge-of-Field Water Quality Monitoring-System Installation	HU-Above and Below System, Warm Climate	No	\$37,848.91
Cass	202	Edge-of-Field Water Quality Monitoring-System Installation	Retrofit, Above Three	No	\$18,827.42
Cass	202	Edge-of-Field Water Quality Monitoring-System Installation	HU-Retrofit, Above Three	No	\$22,592.90
Cass	202	Edge-of-Field Water Quality Monitoring-System Installation	Retrofit, One	No	\$2,585.84
Cass	202	Edge-of-Field Water Quality Monitoring-System Installation	HU-Retrofit, One	No	\$3,103.01
Cass	202	Edge-of-Field Water Quality Monitoring-System Installation	Retrofit, Surface or Subsurface, One	No	\$3,296.48
Cass	202	Edge-of-Field Water Quality Monitoring-System Installation	HU-Retrofit, Surface or Subsurface, One	No	\$3,955.77
Cass	202	Edge-of-Field Water Quality Monitoring-System Installation	Retrofit, Three	No	\$10,677.90
Cass	202	Edge-of-Field Water Quality Monitoring-System Installation	HU-Retrofit, Three	No	\$12,813.48
Cass	202	Edge-of-Field Water Quality Monitoring-System Installation	Retrofit, Two	No	\$7,736.70
Cass	202	Edge-of-Field Water Quality Monitoring-System Installation	HU-Retrofit, Two	No	\$9,284.04
Cass	202	Edge-of-Field Water Quality Monitoring-System Installation	Surface	No	\$22,532.39
Cass	202	Edge-of-Field Water Quality Monitoring-System Installation	HU-Surface	No	\$27,038.87
Cass	202	Edge-of-Field Water Quality Monitoring-System Installation	Surface, Cold Climate	No	\$23,093.31
Cass	202	Edge-of-Field Water Quality Monitoring-System Installation	HU-Surface, Cold Climate	No	\$27,711.97
Cass	202	Edge-of-Field Water Quality Monitoring-System Installation	Tile	No	\$31,589.11

County	Code	Practice	Component	Units	Unit Cost
Cass	202	Edge-of-Field Water Quality Monitoring-System Installation	HU-Tile	No	\$37,906.93
Cass	202	Edge-of-Field Water Quality Monitoring-System Installation	Tile, Cold Climate	No	\$31,589.11
Cass	202	Edge-of-Field Water Quality Monitoring-System Installation	HU-Tile, Cold Climate	No	\$37,906.93
Cass	204	Adaptive Management for Soil Health	Basic	No	\$2,074.57
Cass	204	Adaptive Management for Soil Health	HU-Basic	No	\$2,489.47
Cass	204	Adaptive Management for Soil Health	Basic with Soil Health Test	No	\$2,904.13
Cass	204	Adaptive Management for Soil Health	HU-Basic with Soil Health Test	No	\$3,484.95
Cass	206	Feed and Forage Analysis	Nutrient Composition Analysis	No	\$1,604.09
Cass	206	Feed and Forage Analysis	HU-Nutrient Composition Analysis	No	\$1,924.91
Cass	207	Site Assessment and Soil Testing for Contaminants Activity	Low Risk Sites	kSqFt	\$174.11
Cass	207	Site Assessment and Soil Testing for Contaminants Activity	HU-Low Risk Sites	kSqFt	\$208.93
Cass	207	Site Assessment and Soil Testing for Contaminants Activity	Site Evaluation	No	\$3,243.09
Cass	207	Site Assessment and Soil Testing for Contaminants Activity	HU-Site Evaluation	No	\$3,891.70
Cass	207	Site Assessment and Soil Testing for Contaminants Activity	Site Evaluation and Testing for Soil Contaminants	No	\$9,729.26
Cass	207	Site Assessment and Soil Testing for Contaminants Activity	HU-Site Evaluation and Testing for Soil Contaminants	No	\$11,675.10
Cass	207	Site Assessment and Soil Testing for Contaminants Activity	Soil Testing, Subsurface Investigation	No	\$6,486.17
Cass	207	Site Assessment and Soil Testing for Contaminants Activity	HU-Soil Testing, Subsurface Investigation	No	\$7,783.41
Cass	209	PFAS Testing in Water or Soil	High Complexity, Multiple Samples	No	\$773.77
Cass	209	PFAS Testing in Water or Soil	HU-High Complexity, Multiple Samples	No	\$928.51
Cass	209	PFAS Testing in Water or Soil	Low Complexity, Multiple Samples	No	\$641.22

County	Code	Practice	Component	Units	Unit Cost
Cass	209	PFAS Testing in Water or Soil	HU-Low Complexity, Multiple Samples	No	\$769.47
Cass	209	PFAS Testing in Water or Soil	Low Complexity, Single Sample	No	\$906.31
Cass	209	PFAS Testing in Water or Soil	HU-Low Complexity, Single Sample	No	\$1,087.57
Cass	216	Soil Health Testing	Basic	No	\$493.30
Cass	216	Soil Health Testing	HU-Basic	No	\$591.97
Cass	216	Soil Health Testing	Basic and Single Indicator	No	\$631.76
Cass	216	Soil Health Testing	HU-Basic and Single Indicator	No	\$758.12
Cass	216	Soil Health Testing	Minimal Suite	No	\$597.60
Cass	216	Soil Health Testing	HU-Minimal Suite	No	\$717.12
Cass	216	Soil Health Testing	Minimal Suite and Single Indicator	No	\$736.06
Cass	216	Soil Health Testing	HU-Minimal Suite and Single Indicator	No	\$883.27
Cass	216	Soil Health Testing	Single Indicator	No	\$320.68
Cass	216	Soil Health Testing	HU-Single Indicator	No	\$384.81
Cass	217	Soil and Source Testing for Nutrient Management	Acidic or Alkaline Soil Testing	No	\$187.51
Cass	217	Soil and Source Testing for Nutrient Management	HU-Acidic or Alkaline Soil Testing	No	\$225.01
Cass	217	Soil and Source Testing for Nutrient Management	Manure or Compost	No	\$825.64
Cass	217	Soil and Source Testing for Nutrient Management	HU-Manure or Compost	No	\$990.77
Cass	217	Soil and Source Testing for Nutrient Management	Soil Test with Organic Nutrients, Less Than or Equal to One Acre	No	\$358.74
Cass	217	Soil and Source Testing for Nutrient Management	HU-Soil Test with Organic Nutrients, Less Than or Equal to One Acre	No	\$430.49
Cass	217	Soil and Source Testing for Nutrient Management	Soil Testing	No	\$722.75
Cass	217	Soil and Source Testing for Nutrient Management	HU-Soil Testing	No	\$867.29
Cass	217	Soil and Source Testing for Nutrient Management	Soil Testing, Small Production Beds	No	\$464.27
Cass	217	Soil and Source Testing for Nutrient Management	HU-Soil Testing, Small Production Beds	No	\$557.13
Cass	217	Soil and Source Testing for Nutrient Management	Water Sampling	No	\$530.47
Cass	217	Soil and Source Testing for Nutrient Management	HU-Water Sampling	No	\$636.56
Cass	217	Soil and Source Testing for Nutrient Management	Zone or Grid Soil Testing	No	\$1,690.23
Cass	217	Soil and Source Testing for Nutrient Management	HU-Zone or Grid Soil Testing	No	\$2,028.28

County	Code	Practice	Component	Units	Unit Cost
Cass	218	Carbon Sequestration and Greenhouse Gas Mitigation Assessment	High Complexity	No	\$1,325.39
Cass	218	Carbon Sequestration and Greenhouse Gas Mitigation Assessment	HU-High Complexity	No	\$1,590.47
Cass	218	Carbon Sequestration and Greenhouse Gas Mitigation Assessment	Low Complexity	No	\$662.70
Cass	218	Carbon Sequestration and Greenhouse Gas Mitigation Assessment	HU-Low Complexity	No	\$795.24
Cass	218	Carbon Sequestration and Greenhouse Gas Mitigation Assessment	Medium Complexity	No	\$994.04
Cass	218	Carbon Sequestration and Greenhouse Gas Mitigation Assessment	HU-Medium Complexity	No	\$1,192.85
Cass	219	Prescribed Grazing Conservation Evaluation and Monitoring Activity	Grazed Lands, 1,501 to 5,000 Acres	No	\$2,779.85
Cass	219	Prescribed Grazing Conservation Evaluation and Monitoring Activity	HU-Grazed Lands, 1,501 to 5,000 Acres	No	\$3,335.83
Cass	219	Prescribed Grazing Conservation Evaluation and Monitoring Activity	Grazed Lands, 101 to 500 Acres	No	\$1,191.37
Cass	219	Prescribed Grazing Conservation Evaluation and Monitoring Activity	HU-Grazed Lands, 101 to 500 Acres	No	\$1,429.63
Cass	219	Prescribed Grazing Conservation Evaluation and Monitoring Activity	Grazed Lands, 5,001 to 10,000 Acres	No	\$3,574.10
Cass	219	Prescribed Grazing Conservation Evaluation and Monitoring Activity	HU-Grazed Lands, 5,001 to 10,000 Acres	No	\$4,288.91
Cass	219	Prescribed Grazing Conservation Evaluation and Monitoring Activity	Grazed Lands, 501 to 1,500 Acres	No	\$1,985.61
Cass	219	Prescribed Grazing Conservation Evaluation and Monitoring Activity	HU-Grazed Lands, 501 to 1,500 Acres	No	\$2,382.73
Cass	219	Prescribed Grazing Conservation Evaluation and Monitoring Activity	Grazed Lands, Greater Than 10,000 Acres	No	\$4,765.46
Cass	219	Prescribed Grazing Conservation Evaluation and Monitoring Activity	HU-Grazed Lands, Greater Than 10,000 Acres	No	\$5,718.56
Cass	219	Prescribed Grazing Conservation Evaluation and Monitoring Activity	Grazed Lands, Less Than or Equal to 100 Acres	No	\$794.25

County	Code	Practice	Component	Units	Unit Cost
Cass	219	Prescribed Grazing Conservation Evaluation and Monitoring Activity	HU-Grazed Lands, Less Than or Equal to 100 Acres	No	\$953.10
Cass	221	Soil Organic Carbon Stock Monitoring	Citizen Science	No	\$5,464.29
Cass	221	Soil Organic Carbon Stock Monitoring	HU-Citizen Science	No	\$6,557.16
Cass	221	Soil Organic Carbon Stock Monitoring	Soil Carbon Stock Sampling	No	\$3,718.64
Cass	221	Soil Organic Carbon Stock Monitoring	HU-Soil Carbon Stock Sampling	No	\$4,462.36
Cass	222	Indigenous Stewardship Methods Evaluation	Indigenous Knowledge, 1,001 to 3,000 Acres	No	\$17,492.47
Cass	222	Indigenous Stewardship Methods Evaluation	HU- Indigenous Knowledge, 1,001 to 3,000 Acres	No	\$20,990.95
Cass	222	Indigenous Stewardship Methods Evaluation	Indigenous Knowledge, 11 to 300 Acres	No	\$7,189.53
Cass	222	Indigenous Stewardship Methods Evaluation	HU- Indigenous Knowledge, 11 to 300 Acres	No	\$8,627.44
Cass	222	Indigenous Stewardship Methods Evaluation	Indigenous Knowledge, 301 to 1,000 Acres	No	\$13,188.71
Cass	222	Indigenous Stewardship Methods Evaluation	HU- Indigenous Knowledge, 301 to 1,000 Acres	No	\$15,826.45
Cass	222	Indigenous Stewardship Methods Evaluation	Indigenous Knowledge, Less Than or Equal to 10 Acres	No	\$5,428.80
Cass	222	Indigenous Stewardship Methods Evaluation	HU- Indigenous Knowledge, Less Than or Equal to 10 Acres	No	\$6,514.55
Cass	223	Forest Management Assessment	Nonindustrial Private Forest, 101 to 250 Acres	No	\$2,313.60
Cass	223	Forest Management Assessment	HU-Nonindustrial Private Forest, 101 to 250 Acres	No	\$2,776.31
Cass	223	Forest Management Assessment	Nonindustrial Private Forest, 21 to 100 Acres	No	\$1,221.06
Cass	223	Forest Management Assessment	HU-Nonindustrial Private Forest, 21 to 100 Acres	No	\$1,465.27
Cass	223	Forest Management Assessment	Nonindustrial Private Forest, 251 to 500 Acres	No	\$3,470.39
Cass	223	Forest Management Assessment	HU-Nonindustrial Private Forest, 251 to 500 Acres	No	\$4,164.47
Cass	223	Forest Management Assessment	Nonindustrial Private Forest, 501 to 1,000 Acres	No	\$4,370.11
Cass	223	Forest Management Assessment	HU-Nonindustrial Private Forest, 501 to 1,000 Acres	No	\$5,244.14
Cass	223	Forest Management Assessment	Nonindustrial Private Forest, Greater Than 1,000 Acres	No	\$5,848.24
Cass	223	Forest Management Assessment	HU-Nonindustrial Private Forest, Greater Than 1,000 Acres	No	\$7,017.89
Cass	223	Forest Management Assessment	Nonindustrial Private Forest, Less Than or Equal to 20 Acres	No	\$642.67
Cass	223	Forest Management Assessment	HU-Nonindustrial Private Forest, Less Than or Equal to 20 Acres	No	\$771.20
Cass	224	Aquifer Flow Test	Aquifer Testing	No	\$1,812.39

<b>County</b>	<b>Code</b>	<b>Practice</b>	<b>Component</b>	<b>Units</b>	<b>Unit Cost</b>
Cass	224	Aquifer Flow Test	HU-Aquifer Testing	No	\$2,174.88
Cass	226	Waste Facility Site Suitability and Feasibility Assessment	Dairy Livestock Operations, Onsite Evaluation for Planned Storage	No	\$3,600.12
Cass	226	Waste Facility Site Suitability and Feasibility Assessment	HU-Dairy Livestock Operations, Onsite Evaluation for Planned Storage	No	\$4,320.14
Cass	226	Waste Facility Site Suitability and Feasibility Assessment	Non-Dairy Livestock Operations, Onsite Evaluation for Planned Storage	No	\$2,578.04
Cass	226	Waste Facility Site Suitability and Feasibility Assessment	HU-Non-Dairy Livestock Operations, Onsite Evaluation for Planned Storage	No	\$3,093.65
Cass	227	Evaluation of Existing Waste Storage Facility Components	Livestock Operation, Greater Than Five Components	No	\$4,527.83
Cass	227	Evaluation of Existing Waste Storage Facility Components	HU-Livestock Operation, Greater Than Five Components	No	\$5,433.40
Cass	227	Evaluation of Existing Waste Storage Facility Components	Livestock Operation, One to Two Components	No	\$2,964.50
Cass	227	Evaluation of Existing Waste Storage Facility Components	HU-Livestock Operation, One to Two Components	No	\$3,557.40
Cass	227	Evaluation of Existing Waste Storage Facility Components	Livestock Operation, Three to Five Components	No	\$3,502.94
Cass	227	Evaluation of Existing Waste Storage Facility Components	HU-Livestock Operation, Three to Five Components	No	\$4,203.53
Cass	228	Agricultural Energy Assessment	Large, Greater Than or Equal to Four Enterprises	No	\$7,702.42
Cass	228	Agricultural Energy Assessment	HU-Large, Greater Than or Equal to Four Enterprises	No	\$9,242.90
Cass	228	Agricultural Energy Assessment	Large, One Enterprise	No	\$3,881.51
Cass	228	Agricultural Energy Assessment	HU-Large, One Enterprise	No	\$4,657.81
Cass	228	Agricultural Energy Assessment	Large, Three Enterprises	No	\$6,428.78
Cass	228	Agricultural Energy Assessment	HU-Large, Three Enterprises	No	\$7,714.54
Cass	228	Agricultural Energy Assessment	Large, Two Enterprises	No	\$5,155.15
Cass	228	Agricultural Energy Assessment	HU-Large, Two Enterprises	No	\$6,186.18
Cass	228	Agricultural Energy Assessment	Medium, Greater Than or Equal to Four Enterprises	No	\$6,772.96
Cass	228	Agricultural Energy Assessment	HU-Medium, Greater Than or Equal to Four Enterprises	No	\$8,127.55

County	Code	Practice	Component	Units	Unit Cost
Cass	228	Agricultural Energy Assessment	Medium, One Enterprise	No	\$2,952.05
Cass	228	Agricultural Energy Assessment	HU-Medium, One Enterprise	No	\$3,542.46
Cass	228	Agricultural Energy Assessment	Medium, Three Enterprises	No	\$5,499.32
Cass	228	Agricultural Energy Assessment	HU-Medium, Three Enterprises	No	\$6,599.18
Cass	228	Agricultural Energy Assessment	Medium, Two Enterprises	No	\$4,225.68
Cass	228	Agricultural Energy Assessment	HU-Medium, Two Enterprises	No	\$5,070.82
Cass	228	Agricultural Energy Assessment	Small, Greater Than or Equal to Four Enterprises	No	\$6,005.65
Cass	228	Agricultural Energy Assessment	HU-Small, Greater Than or Equal to Four Enterprises	No	\$7,206.77
Cass	228	Agricultural Energy Assessment	Small, One Enterprise	No	\$2,184.74
Cass	228	Agricultural Energy Assessment	HU-Small, One Enterprise	No	\$2,621.69
Cass	228	Agricultural Energy Assessment	Small, Three Enterprises	No	\$4,732.01
Cass	228	Agricultural Energy Assessment	HU-Small, Three Enterprises	No	\$5,678.41
Cass	228	Agricultural Energy Assessment	Small, Two Enterprises	No	\$3,458.37
Cass	228	Agricultural Energy Assessment	HU-Small, Two Enterprises	No	\$4,150.05
Cass	297	Feral Swine Damage Assessment	Data Collection	No	\$1,214.77
Cass	297	Feral Swine Damage Assessment	HU-Data Collection	No	\$1,457.74
Cass	297	Feral Swine Damage Assessment	Observation	No	\$779.15
Cass	297	Feral Swine Damage Assessment	HU-Observation	No	\$934.98
Cass	309	Agrichemical Handling Facility	Concrete Storage and Pad	SqFt	\$14.40
Cass	309	Agrichemical Handling Facility	HU-Concrete Storage and Pad	SqFt	\$17.28
Cass	309	Agrichemical Handling Facility	Drum Pallet Containment and Pad	SqFt	\$19.45
Cass	309	Agrichemical Handling Facility	HU-Drum Pallet Containment and Pad	SqFt	\$23.33
Cass	309	Agrichemical Handling Facility	Fabricated Liquid Storage with Pad	SqFt	\$14.68
Cass	309	Agrichemical Handling Facility	HU-Fabricated Liquid Storage with Pad	SqFt	\$17.63
Cass	309	Agrichemical Handling Facility	Liquid Storage with Pad	SqFt	\$8.17
Cass	309	Agrichemical Handling Facility	HU-Liquid Storage with Pad	SqFt	\$9.80
Cass	311	Alley Cropping	Single Row	No	\$33.46

County	Code	Practice	Component	Units	Unit Cost
Cass	311	Alley Cropping	HU-Single Row	No	\$40.15
Cass	311	Alley Cropping	Single Row, Less Than or Equal to Five Acres	No	\$24.29
Cass	311	Alley Cropping	HU-Single Row, Less Than or Equal to Five Acres	No	\$29.14
Cass	311	Alley Cropping	Three Row Sets	Ac	\$752.33
Cass	311	Alley Cropping	HU-Three Row Sets	Ac	\$902.80
Cass	313	Waste Storage Facility	Above Ground Steel or Concrete Structure	Cu-Ft	\$3.11
Cass	313	Waste Storage Facility	HU-Above Ground Steel or Concrete Structure	Cu-Ft	\$3.74
Cass	313	Waste Storage Facility	Buried Concrete Tank, 15,000 to 110,000 Cubic Feet	Cu-Ft	\$2.51
Cass	313	Waste Storage Facility	HU-Buried Concrete Tank, 15,000 to 110,000 Cubic Feet	Cu-Ft	\$3.01
Cass	313	Waste Storage Facility	Buried Concrete Tank, Greater Than 110,000 Cubic Feet	Cu-Ft	\$2.49
Cass	313	Waste Storage Facility	HU-Buried Concrete Tank, Greater Than 110,000 Cubic Feet	Cu-Ft	\$2.98
Cass	313	Waste Storage Facility	Buried Concrete Tank, Less Than or Equal to 14,999 Cubic Feet	Cu-Ft	\$3.90
Cass	313	Waste Storage Facility	HU-Buried Concrete Tank, Less Than or Equal to 14,999 Cubic Feet	Cu-Ft	\$4.69
Cass	313	Waste Storage Facility	Composted Bedded Pack, Concrete Floor and Walls	SqFt	\$12.59
Cass	313	Waste Storage Facility	HU-Composted Bedded Pack, Concrete Floor and Walls	SqFt	\$15.11
Cass	313	Waste Storage Facility	Composted Bedded Pack, Concrete Walls and Apron with Earthen Floor	SqFt	\$7.54
Cass	313	Waste Storage Facility	HU-Composted Bedded Pack, Concrete Walls and Apron with Earthen Floor	SqFt	\$9.05
Cass	313	Waste Storage Facility	Composted Bedded Pack, Earthen Floor and Concrete Walls	SqFt	\$5.29
Cass	313	Waste Storage Facility	HU-Composted Bedded Pack, Earthen Floor and Concrete Walls	SqFt	\$6.34
Cass	313	Waste Storage Facility	Composted Bedded Pack, Earthen Floor and Wood Walls	SqFt	\$3.17
Cass	313	Waste Storage Facility	HU-Composted Bedded Pack, Earthen Floor and Wood Walls	SqFt	\$3.79
Cass	313	Waste Storage Facility	Dry Stack with Concrete Floor and No Walls	SqFt	\$8.40
Cass	313	Waste Storage Facility	HU-Dry Stack with Concrete Floor and No Walls	SqFt	\$10.08
Cass	313	Waste Storage Facility	Dry Stack with Concrete Floor and Walls	SqFt	\$10.98
Cass	313	Waste Storage Facility	HU-Dry Stack with Concrete Floor and Walls	SqFt	\$13.18
Cass	313	Waste Storage Facility	Earthen Storage, Greater Than 50,000 Cubic Feet	Cu-Ft	\$0.18
Cass	313	Waste Storage Facility	HU-Earthen Storage, Greater Than 50,000 Cubic Feet	Cu-Ft	\$0.22

County	Code	Practice	Component	Units	Unit Cost
Cass	313	Waste Storage Facility	Embankment Pond	Cu-Ft	\$0.06
Cass	313	Waste Storage Facility	HU-Embankment Pond	Cu-Ft	\$0.08
Cass	313	Waste Storage Facility	Excavated Pond	Cu-Ft	\$0.11
Cass	313	Waste Storage Facility	HU-Excavated Pond	Cu-Ft	\$0.14
Cass	314	Brush Management	Chemical Control, Riparian Area	Ac	\$332.76
Cass	314	Brush Management	HU-Chemical Control, Riparian Area	Ac	\$399.30
Cass	314	Brush Management	Chemical Control, Spot Application	Ac	\$39.21
Cass	314	Brush Management	HU-Chemical Control, Spot Application	Ac	\$47.06
Cass	314	Brush Management	Chemical Control, Upland Areas	Ac	\$23.32
Cass	314	Brush Management	HU-Chemical Control, Upland Areas	Ac	\$27.99
Cass	314	Brush Management	Manual Control, Difficult Terrain	Ac	\$790.12
Cass	314	Brush Management	HU-Manual Control, Difficult Terrain	Ac	\$948.14
Cass	314	Brush Management	Manual Control, Hand Application	Ac	\$64.80
Cass	314	Brush Management	HU-Manual Control, Hand Application	Ac	\$77.76
Cass	314	Brush Management	Mechanical and Chemical Control, Heavy Infestation	Ac	\$398.10
Cass	314	Brush Management	HU-Mechanical and Chemical Control, Heavy Infestation	Ac	\$477.72
Cass	314	Brush Management	Mechanical and Chemical Control, Low Infestation	Ac	\$59.02
Cass	314	Brush Management	HU-Mechanical and Chemical Control, Low Infestation	Ac	\$70.82
Cass	314	Brush Management	Mechanical and Chemical Control, Medium Infestation	Ac	\$141.95
Cass	314	Brush Management	HU-Mechanical and Chemical Control, Medium Infestation	Ac	\$170.35
Cass	314	Brush Management	Mechanical and Chemical Control, Severe Infestation	Ac	\$613.10
Cass	314	Brush Management	HU-Mechanical and Chemical Control, Severe Infestation	Ac	\$735.72
Cass	314	Brush Management	Mechanical Control, Less Than or Equal to One Acre	Ac	\$421.99
Cass	314	Brush Management	HU-Mechanical Control, Less Than or Equal to One Acre	Ac	\$506.40
Cass	315	Herbaceous Weed Treatment	Biological Control, Low Density	Ac	\$393.30
Cass	315	Herbaceous Weed Treatment	HU-Biological Control, Low Density	Ac	\$471.96
Cass	315	Herbaceous Weed Treatment	Chemical Control, Aerial Application	Ac	\$25.43

County	Code	Practice	Component	Units	Unit Cost
Cass	315	Herbaceous Weed Treatment	HU-Chemical Control, Aerial Application	Ac	\$30.52
Cass	315	Herbaceous Weed Treatment	Chemical Control, Ground or Aerial Application	Ac	\$17.09
Cass	315	Herbaceous Weed Treatment	HU-Chemical Control, Ground or Aerial Application	Ac	\$20.51
Cass	315	Herbaceous Weed Treatment	Chemical Control, Post-Emergent	Ac	\$55.75
Cass	315	Herbaceous Weed Treatment	HU-Chemical Control, Post-Emergent	Ac	\$66.89
Cass	315	Herbaceous Weed Treatment	Chemical Control, Spot Application	Ac	\$50.80
Cass	315	Herbaceous Weed Treatment	HU-Chemical Control, Spot Application	Ac	\$60.97
Cass	315	Herbaceous Weed Treatment	Chemical Control, Wetland Area	Ac	\$29.84
Cass	315	Herbaceous Weed Treatment	HU-Chemical Control, Wetland Area	Ac	\$35.81
Cass	315	Herbaceous Weed Treatment	Mechanical Control	Ac	\$11.31
Cass	315	Herbaceous Weed Treatment	HU-Mechanical Control	Ac	\$13.56
Cass	315	Herbaceous Weed Treatment	Mechanical Control, Less Than or Equal to One Acre	Ac	\$289.05
Cass	315	Herbaceous Weed Treatment	HU-Mechanical Control, Less Than or Equal to One Acre	Ac	\$346.86
Cass	315	Herbaceous Weed Treatment	Mechanical Control, Tree Establishment	Ac	\$290.50
Cass	315	Herbaceous Weed Treatment	HU-Mechanical Control, Tree Establishment	Ac	\$348.60
Cass	315	Herbaceous Weed Treatment	Multi-Year Control, Invasive Annual Grasses	Ac	\$74.89
Cass	315	Herbaceous Weed Treatment	HU-Multi-Year Control, Invasive Annual Grasses	Ac	\$89.87
Cass	316	Animal Mortality Facility	Incineration, 50 to 100 Cubic Feet	Cu-Ft	\$244.81
Cass	316	Animal Mortality Facility	HU-Incineration, 50 to 100 Cubic Feet	Cu-Ft	\$293.77
Cass	316	Animal Mortality Facility	In-Vessel-Rotary Drum, Greater Than or Equal to 700 Cubic Feet	Cu-Ft	\$60.35
Cass	316	Animal Mortality Facility	HU-In-Vessel-Rotary Drum, Greater Than or Equal to 700 Cubic Feet	Cu-Ft	\$72.41
Cass	316	Animal Mortality Facility	In-Vessel-Rotary Drum, Less Than 700 Cubic Feet	Cu-Ft	\$111.39
Cass	316	Animal Mortality Facility	HU-In-Vessel-Rotary Drum, Less Than 700 Cubic Feet	Cu-Ft	\$133.68
Cass	316	Animal Mortality Facility	Medium Animal, 10 to 50 Pounds	Lb/Day	\$165.95
Cass	316	Animal Mortality Facility	HU-Medium Animal, 10 to 50 Pounds	Lb/Day	\$199.14
Cass	316	Animal Mortality Facility	Rotary Drum, 270 to 523 Pounds of Daily Mortality	No	\$45,867.93
Cass	316	Animal Mortality Facility	HU-Rotary Drum, 270 to 523 Pounds of Daily Mortality	No	\$55,041.52

County	Code	Practice	Component	Units	Unit Cost
Cass	316	Animal Mortality Facility	Rotary Drum, Greater Than 523 Pounds per Day	No	\$62,427.03
Cass	316	Animal Mortality Facility	HU-Rotary Drum, Greater Than 523 Pounds per Day	No	\$74,912.44
Cass	316	Animal Mortality Facility	Small Animal, Less Than or Equal to 9 Pounds	Lb/Day	\$194.73
Cass	316	Animal Mortality Facility	HU-Small Animal, Less Than or Equal to 9 Pounds	Lb/Day	\$233.68
Cass	316	Animal Mortality Facility	Static Pile with Concrete Bins, Hydrant	SqFt	\$27.80
Cass	316	Animal Mortality Facility	HU-Static Pile with Concrete Bins, Hydrant	SqFt	\$33.36
Cass	316	Animal Mortality Facility	Static Pile with Concrete Pad	SqFt	\$6.97
Cass	316	Animal Mortality Facility	HU-Static Pile with Concrete Pad	SqFt	\$8.36
Cass	316	Animal Mortality Facility	Static Pile with Earthen Pad	SqFt	\$0.48
Cass	316	Animal Mortality Facility	HU-Static Pile with Earthen Pad	SqFt	\$0.57
Cass	316	Animal Mortality Facility	Static Pile with Wood Bins	SqFt	\$20.60
Cass	316	Animal Mortality Facility	HU-Static Pile with Wood Bins	SqFt	\$24.71
Cass	316	Animal Mortality Facility	Thermal Dehydration, Small Poultry	No	\$53,450.95
Cass	316	Animal Mortality Facility	HU-Thermal Dehydration, Small Poultry	No	\$64,141.13
Cass	317	Composting Facility	Concrete Floor and Walls	SqFt	\$17.87
Cass	317	Composting Facility	HU-Concrete Floor and Walls	SqFt	\$21.44
Cass	317	Composting Facility	Farm Pad and Bins	SqFt	\$58.63
Cass	317	Composting Facility	HU-Farm Pad and Bins	SqFt	\$70.35
Cass	317	Composting Facility	In-Vessel, Less Than 8 Cubic Yards	Cu-Ft	\$173.85
Cass	317	Composting Facility	HU-In-Vessel, Less Than 8 Cubic Yards	Cu-Ft	\$208.61
Cass	317	Composting Facility	Open Lot and Earthen Floor	SqFt	\$0.37
Cass	317	Composting Facility	HU-Open Lot and Earthen Floor	SqFt	\$0.44
Cass	319	On-Farm Secondary Containment Facility	Earthen Containment	CuYd	\$55.60
Cass	319	On-Farm Secondary Containment Facility	HU-Earthen Containment	CuYd	\$66.72
Cass	319	On-Farm Secondary Containment Facility	Polyvinyl Chloride Containment Basin	SqFt	\$49.26
Cass	319	On-Farm Secondary Containment Facility	HU-Polyvinyl Chloride Containment Basin	SqFt	\$59.11
Cass	319	On-Farm Secondary Containment Facility	Tank, Double-Wall	Gal	\$2.85

County	Code	Practice	Component	Units	Unit Cost
Cass	319	On-Farm Secondary Containment Facility	HU-Tank, Double-Wall	Gal	\$3.42
Cass	319	On-Farm Secondary Containment Facility	Wall, Concrete Containment	CuYd	\$1,536.23
Cass	319	On-Farm Secondary Containment Facility	HU-Wall, Concrete Containment	CuYd	\$1,843.47
Cass	320	Irrigation Canal or Lateral	Irrigation Canal	CuYd	\$2.12
Cass	320	Irrigation Canal or Lateral	HU-Irrigation Canal	CuYd	\$2.55
Cass	324	Deep Tillage	Depth, Greater Than 20 Inches	Ac	\$65.40
Cass	324	Deep Tillage	HU-Depth, Greater Than 20 Inches	Ac	\$78.49
Cass	324	Deep Tillage	Depth, Less Than 20 Inches	Ac	\$22.64
Cass	324	Deep Tillage	HU-Depth, Less Than 20 Inches	Ac	\$27.17
Cass	325	High Tunnel System	Gothic for Snow and Wind	SqFt	\$5.82
Cass	325	High Tunnel System	HU-Gothic for Snow and Wind	SqFt	\$6.99
Cass	325	High Tunnel System	Gothic for Snow and Wind, Small	SqFt	\$10.15
Cass	325	High Tunnel System	HU-Gothic for Snow and Wind, Small	SqFt	\$12.17
Cass	326	Clearing and Snagging	Heavy, Greater Than 400 Feet	Ft	\$19.85
Cass	326	Clearing and Snagging	HU-Heavy, Greater Than 400 Feet	Ft	\$23.81
Cass	327	Conservation Cover	Conservation Cover for Water Quality and Wildlife, Foregone Income - Level 1 (Year 1)	Ac	\$342.93
Cass	327	Conservation Cover	HU-Conservation Cover for Water Quality and Wildlife, Foregone Income - Level 1 (Year 1)	Ac	\$363.70
Cass	327	Conservation Cover	Wp_Conservation Cover for Water Quality and Wildlife, Foregone Income - Level 1 (Year 1)	Ac	\$342.93
Cass	327	Conservation Cover	Introduced Species	Ac	\$169.51
Cass	327	Conservation Cover	HU-Introduced Species	Ac	\$203.41
Cass	327	Conservation Cover	Wp_Introduced Species	Ac	\$169.51
Cass	327	Conservation Cover	Introduced with Forgone Income	Ac	\$472.78
Cass	327	Conservation Cover	HU-Introduced with Forgone Income	Ac	\$499.66
Cass	327	Conservation Cover	Wp_Introduced with Forgone Income	Ac	\$472.78
Cass	327	Conservation Cover	Monarch Species Mix	Ac	\$858.66

County	Code	Practice	Component	Units	Unit Cost
Cass	327	Conservation Cover	HU-Monarch Species Mix	Ac	\$1,030.39
Cass	327	Conservation Cover	Wp_Monarch Species Mix	Ac	\$858.66
Cass	327	Conservation Cover	Native Species	Ac	\$220.72
Cass	327	Conservation Cover	HU-Native Species	Ac	\$264.86
Cass	327	Conservation Cover	Wp_Native Species	Ac	\$220.72
Cass	327	Conservation Cover	Native Species with Forgone Income	Ac	\$559.03
Cass	327	Conservation Cover	HU-Native Species with Forgone Income	Ac	\$603.17
Cass	327	Conservation Cover	Wp_Native Species with Forgone Income	Ac	\$559.03
Cass	327	Conservation Cover	Pollinator Mix-Small Footprint	kSqFt	\$129.85
Cass	327	Conservation Cover	HU-Pollinator Mix-Small Footprint	kSqFt	\$155.82
Cass	327	Conservation Cover	Wp_Pollinator Mix-Small Footprint	kSqFt	\$129.85
Cass	327	Conservation Cover	Pollinator Species	Ac	\$683.61
Cass	327	Conservation Cover	HU-Pollinator Species	Ac	\$820.33
Cass	327	Conservation Cover	Wp_Pollinator Species	Ac	\$683.61
Cass	327	Conservation Cover	Pollinator Species with Forgone Income	Ac	\$873.73
Cass	327	Conservation Cover	HU-Pollinator Species with Forgone Income	Ac	\$980.81
Cass	327	Conservation Cover	Wp_Pollinator Species with Forgone Income	Ac	\$873.73
Cass	328	Conservation Crop Rotation	Basic, Organic and Inorganic	Ac	\$10.96
Cass	328	Conservation Crop Rotation	HU-Basic, Organic and Inorganic	Ac	\$13.16
Cass	328	Conservation Crop Rotation	Pr_Basic, Organic and Inorganic	Ac	\$13.16
Cass	328	Conservation Crop Rotation	Wp_Basic, Organic and Inorganic	Ac	\$10.96
Cass	328	Conservation Crop Rotation	Irrigated to Dryland, Organic and Inorganic	Ac	\$377.01
Cass	328	Conservation Crop Rotation	HU-Irrigated to Dryland, Organic and Inorganic	Ac	\$378.11
Cass	328	Conservation Crop Rotation	Pr_Irrigated to Dryland, Organic and Inorganic	Ac	\$378.11
Cass	328	Conservation Crop Rotation	Wp_Irrigated to Dryland, Organic and Inorganic	Ac	\$377.01
Cass	328	Conservation Crop Rotation	Perennial, Short-Term	Ac	\$50.71
Cass	328	Conservation Crop Rotation	HU-Perennial, Short-Term	Ac	\$60.85

County	Code	Practice	Component	Units	Unit Cost
Cass	328	Conservation Crop Rotation	Pr_Perennial, Short-Term	Ac	\$60.85
Cass	328	Conservation Crop Rotation	Wp_Perennial, Short-Term	Ac	\$50.71
Cass	328	Conservation Crop Rotation	Small Grain	Ac	\$45.61
Cass	328	Conservation Crop Rotation	HU-Small Grain	Ac	\$54.73
Cass	328	Conservation Crop Rotation	Pr_Small Grain	Ac	\$54.73
Cass	328	Conservation Crop Rotation	Wp_Small Grain	Ac	\$45.61
Cass	328	Conservation Crop Rotation	Specialty Crop, Small	kSqFt	\$29.63
Cass	328	Conservation Crop Rotation	HU-Specialty Crop, Small	kSqFt	\$35.55
Cass	328	Conservation Crop Rotation	Pr_Specialty Crop, Small	kSqFt	\$35.55
Cass	328	Conservation Crop Rotation	Wp_Specialty Crop, Small	kSqFt	\$29.63
Cass	329	Residue and Tillage Management, No Till	No-Till and Strip-Till	Ac	\$18.03
Cass	329	Residue and Tillage Management, No Till	HU-No-Till and Strip-Till	Ac	\$21.64
Cass	329	Residue and Tillage Management, No Till	Wp_No-Till and Strip-Till	Ac	\$18.03
Cass	329	Residue and Tillage Management, No Till	No-Till and Strip-Till, Herbicide	Ac	\$30.28
Cass	329	Residue and Tillage Management, No Till	HU-No-Till and Strip-Till, Herbicide	Ac	\$36.32
Cass	329	Residue and Tillage Management, No Till	Wp_No-Till and Strip-Till, Herbicide	Ac	\$30.28
Cass	329	Residue and Tillage Management, No Till	No-Till, Less Than Half Acre	kSqFt	\$33.79
Cass	329	Residue and Tillage Management, No Till	HU-No-Till, Less Than Half Acre	kSqFt	\$40.56
Cass	329	Residue and Tillage Management, No Till	Wp_No-Till, Less Than Half Acre	kSqFt	\$33.79
Cass	330	Contour Farming	Contour Farming	Ac	\$8.64
Cass	330	Contour Farming	HU-Contour Farming	Ac	\$10.35
Cass	332	Contour Buffer Strips	Introduced Species Organic or Inorganic, Foregone Income	Ac	\$479.55
Cass	332	Contour Buffer Strips	HU-Introduced Species Organic or Inorganic, Foregone Income	Ac	\$501.16
Cass	332	Contour Buffer Strips	Wp_Introduced Species Organic or Inorganic, Foregone Income	Ac	\$501.16
Cass	332	Contour Buffer Strips	Native Species Organic or Inorganic, Foregone Income	Ac	\$524.33
Cass	332	Contour Buffer Strips	HU-Native Species Organic or Inorganic, Foregone Income	Ac	\$554.89
Cass	332	Contour Buffer Strips	Wp_Native Species Organic or Inorganic, Foregone Income	Ac	\$554.89

County	Code	Practice	Component	Units	Unit Cost
Cass	334	Controlled Traffic Farming	Reduced Compaction Area	Ac	\$45.40
Cass	334	Controlled Traffic Farming	HU-Reduced Compaction Area	Ac	\$54.48
Cass	336	Soil Carbon Amendment	Biochar	Ac	\$1,313.74
Cass	336	Soil Carbon Amendment	HU-Biochar	Ac	\$1,576.48
Cass	336	Soil Carbon Amendment	Biochar, Compost	Ac	\$659.39
Cass	336	Soil Carbon Amendment	HU-Biochar, Compost	Ac	\$791.27
Cass	336	Soil Carbon Amendment	Compost	Ac	\$216.07
Cass	336	Soil Carbon Amendment	HU-Compost	Ac	\$259.28
Cass	336	Soil Carbon Amendment	Compost and Biochar, Less Than 10 Acres	kSqFt	\$56.25
Cass	336	Soil Carbon Amendment	HU-Compost and Biochar, Less Than 10 Acres	kSqFt	\$67.50
Cass	336	Soil Carbon Amendment	Compost, Biochar	Ac	\$586.45
Cass	336	Soil Carbon Amendment	HU-Compost, Biochar	Ac	\$703.73
Cass	336	Soil Carbon Amendment	Compost, Less Than 10,000 Square Feet	kSqFt	\$47.78
Cass	336	Soil Carbon Amendment	HU-Compost, Less Than 10,000 Square Feet	kSqFt	\$57.34
Cass	336	Soil Carbon Amendment	Compost, Onsite	Ac	\$263.73
Cass	336	Soil Carbon Amendment	HU-Compost, Onsite	Ac	\$316.48
Cass	336	Soil Carbon Amendment	Other Carbon Amendment	Ac	\$126.38
Cass	336	Soil Carbon Amendment	HU-Other Carbon Amendment	Ac	\$151.65
Cass	338	Prescribed Burning	Growing Season Prescribed Burning (FI)	Ac	\$34.08
Cass	338	Prescribed Burning	HU-Growing Season Prescribed Burning (FI)	Ac	\$37.43
Cass	338	Prescribed Burning	Pr_Growing Season Prescribed Burning (FI)	Ac	\$37.43
Cass	338	Prescribed Burning	High Complexity (Slope/Fuels)	Ac	\$21.71
Cass	338	Prescribed Burning	HU-High Complexity (Slope/Fuels)	Ac	\$26.05
Cass	338	Prescribed Burning	Pr_High Complexity (Slope/Fuels)	Ac	\$26.05
Cass	338	Prescribed Burning	Pile	Ac	\$12.61
Cass	338	Prescribed Burning	HU-Pile	Ac	\$15.13
Cass	338	Prescribed Burning	Pr_Pile	Ac	\$15.13

County	Code	Practice	Component	Units	Unit Cost
Cass	338	Prescribed Burning	Slope Fuel, Low to Medium Complexity	Ac	\$13.84
Cass	338	Prescribed Burning	HU-Slope Fuel, Low to Medium Complexity	Ac	\$16.61
Cass	338	Prescribed Burning	Pr_Slope Fuel, Low to Medium Complexity	Ac	\$16.61
Cass	338	Prescribed Burning	Small Acreage / Limited Fire Resources	Ac	\$29.87
Cass	338	Prescribed Burning	HU-Small Acreage / Limited Fire Resources	Ac	\$35.85
Cass	338	Prescribed Burning	Pr_Small Acreage / Limited Fire Resources	Ac	\$35.85
Cass	340	Cover Crop	Adaptive Management	No	\$2,344.19
Cass	340	Cover Crop	HU-Adaptive Management	No	\$2,813.03
Cass	340	Cover Crop	Wp_Adaptive Management	No	\$2,344.19
Cass	340	Cover Crop	Basic	Ac	\$64.29
Cass	340	Cover Crop	HU-Basic	Ac	\$77.15
Cass	340	Cover Crop	Wp_Basic	Ac	\$64.29
Cass	340	Cover Crop	Mechanical Termination, 1,000 Square Feet	kSqFt	\$24.47
Cass	340	Cover Crop	HU-Mechanical Termination, 1,000 Square Feet	kSqFt	\$29.37
Cass	340	Cover Crop	Wp_Mechanical Termination, 1,000 Square Feet	kSqFt	\$24.47
Cass	340	Cover Crop	Multi-Species	Ac	\$79.28
Cass	340	Cover Crop	HU-Multi-Species	Ac	\$95.12
Cass	340	Cover Crop	Wp_Multi-Species	Ac	\$79.28
Cass	340	Cover Crop	Multi-Species, 1,000 Square Feet	kSqFt	\$47.70
Cass	340	Cover Crop	HU-Multi-Species, 1,000 Square Feet	kSqFt	\$57.24
Cass	340	Cover Crop	Wp_Multi-Species, 1,000 Square Feet	kSqFt	\$47.70
Cass	342	Critical Area Planting	Heavy Grading, Native or Introduced	Ac	\$1,052.89
Cass	342	Critical Area Planting	HU-Heavy Grading, Native or Introduced	Ac	\$1,263.47
Cass	342	Critical Area Planting	Wp_Heavy Grading, Native or Introduced	Ac	\$1,052.89
Cass	342	Critical Area Planting	Moderate Grading, Native or Introduced	Ac	\$726.86
Cass	342	Critical Area Planting	HU-Moderate Grading, Native or Introduced	Ac	\$872.23
Cass	342	Critical Area Planting	Wp_Moderate Grading, Native or Introduced	Ac	\$726.86

County	Code	Practice	Component	Units	Unit Cost
Cass	342	Critical Area Planting	Normal Tillage, Native or Introduced	Ac	\$306.91
Cass	342	Critical Area Planting	HU-Normal Tillage, Native or Introduced	Ac	\$368.29
Cass	342	Critical Area Planting	Wp_Normal Tillage, Native or Introduced	Ac	\$306.91
Cass	342	Critical Area Planting	Permanent Cover	kSqFt	\$18.37
Cass	342	Critical Area Planting	HU-Permanent Cover	kSqFt	\$22.05
Cass	342	Critical Area Planting	Wp_Permanent Cover	kSqFt	\$18.37
Cass	345	Residue and Tillage Management, Reduced Till	Reduced Tillage	Ac	\$18.86
Cass	345	Residue and Tillage Management, Reduced Till	HU-Reduced Tillage	Ac	\$22.63
Cass	345	Residue and Tillage Management, Reduced Till	Reduced Tillage, Less Than 0.5 Acres	kSqFt	\$29.10
Cass	345	Residue and Tillage Management, Reduced Till	HU-Reduced Tillage, Less Than 0.5 Acres	kSqFt	\$34.93
Cass	348	Dam, Diversion	Earthfill	CuYd	\$7.86
Cass	348	Dam, Diversion	HU-Earthfill	CuYd	\$9.42
Cass	348	Dam, Diversion	Fill, Rock and Gravel	CuYd	\$93.98
Cass	348	Dam, Diversion	HU-Fill, Rock and Gravel	CuYd	\$112.77
Cass	348	Dam, Diversion	Structure, Sheet Pile	SqFt	\$57.58
Cass	348	Dam, Diversion	HU-Structure, Sheet Pile	SqFt	\$69.09
Cass	350	Sediment Basin	Basin	CuYd	\$4.07
Cass	350	Sediment Basin	HU-Basin	CuYd	\$4.87
Cass	350	Sediment Basin	Basin, Excavated	CuYd	\$4.00
Cass	350	Sediment Basin	HU-Basin, Excavated	CuYd	\$4.80
Cass	351	Well Decommissioning	Drilled Well, 300 to 1,000 Feet	Ft	\$19.66
Cass	351	Well Decommissioning	HU-Drilled Well, 300 to 1,000 Feet	Ft	\$23.59
Cass	351	Well Decommissioning	Wp_Drilled Well, 300 to 1,000 Feet	Ft	\$19.66
Cass	351	Well Decommissioning	Drilled Well, Less Than 300 Feet	Ft	\$23.85
Cass	351	Well Decommissioning	HU-Drilled Well, Less Than 300 Feet	Ft	\$28.62
Cass	351	Well Decommissioning	Wp_Drilled Well, Less Than 300 Feet	Ft	\$23.85
Cass	351	Well Decommissioning	Shallow Well, Greater Than 15 Inch Diameter	Ft	\$60.68

County	Code	Practice	Component	Units	Unit Cost
Cass	351	Well Decommissioning	HU-Shallow Well, Greater Than 15 Inch Diameter	Ft	\$72.82
Cass	351	Well Decommissioning	Wp_Shallow Well, Greater Than 15 Inch Diameter	Ft	\$60.68
Cass	351	Well Decommissioning	Shallow Well, Less Than or Equal to 15 Inch Diameter	Ft	\$14.14
Cass	351	Well Decommissioning	HU-Shallow Well, Less Than or Equal to 15 Inch Diameter	Ft	\$16.97
Cass	351	Well Decommissioning	Wp_Shallow Well, Less Than or Equal to 15 Inch Diameter	Ft	\$14.14
Cass	353	Monitoring Well	Borehole, Less Than or Equal to 200 Feet	Ft	\$117.99
Cass	353	Monitoring Well	HU-Borehole, Less Than or Equal to 200 Feet	Ft	\$141.58
Cass	355	Groundwater Testing	Basic	No	\$55.11
Cass	355	Groundwater Testing	HU-Basic	No	\$66.12
Cass	355	Groundwater Testing	Wp_Basic	No	\$55.11
Cass	355	Groundwater Testing	Full Spectrum	No	\$285.70
Cass	355	Groundwater Testing	HU-Full Spectrum	No	\$342.85
Cass	355	Groundwater Testing	Wp_Full Spectrum	No	\$285.70
Cass	355	Groundwater Testing	Specialty	No	\$266.45
Cass	355	Groundwater Testing	HU-Specialty	No	\$319.74
Cass	355	Groundwater Testing	Wp_Specialty	No	\$266.45
Cass	356	Dike and Levee	Dike, Greater Than Six Feet	Ft	\$35.65
Cass	356	Dike and Levee	HU-Dike, Greater Than Six Feet	Ft	\$42.78
Cass	356	Dike and Levee	Dike, Less Than or Equal to Six Feet	Ft	\$24.35
Cass	356	Dike and Levee	HU-Dike, Less Than or Equal to Six Feet	Ft	\$29.22
Cass	356	Dike and Levee	Dike, Wetland	CuYd	\$4.18
Cass	356	Dike and Levee	HU-Dike, Wetland	CuYd	\$5.01
Cass	359	Waste Treatment Lagoon	Waste Treatment Lagoon	Cu-Ft	\$0.16
Cass	359	Waste Treatment Lagoon	HU-Waste Treatment Lagoon	Cu-Ft	\$0.19
Cass	360	Waste Facility Closure	Convert to Freshwater	Cu-Ft	\$0.05
Cass	360	Waste Facility Closure	HU-Convert to Freshwater	Cu-Ft	\$0.06
Cass	360	Waste Facility Closure	Decommission, Concrete Storage	Cu-Ft	\$0.18

County	Code	Practice	Component	Units	Unit Cost
Cass	360	Waste Facility Closure	HU-Decommission, Concrete Storage	Cu-Ft	\$0.21
Cass	360	Waste Facility Closure	Decommission, Earthen Impoundment	Cu-Ft	\$0.09
Cass	360	Waste Facility Closure	HU-Decommission, Earthen Impoundment	Cu-Ft	\$0.11
Cass	360	Waste Facility Closure	Decommission, Feedlot	Ac	\$12,498.26
Cass	360	Waste Facility Closure	HU-Decommission, Feedlot	Ac	\$14,997.92
Cass	360	Waste Facility Closure	Decommission, Underbarn	Cu-Ft	\$1.06
Cass	360	Waste Facility Closure	HU-Decommission, Underbarn	Cu-Ft	\$1.27
Cass	362	Diversion	Curb, Concrete	Ft	\$32.23
Cass	362	Diversion	HU-Curb, Concrete	Ft	\$38.67
Cass	362	Diversion	Diversion	CuYd	\$3.46
Cass	362	Diversion	HU-Diversion	CuYd	\$4.16
Cass	366	Anaerobic Digester	Anaerobic Digester	No	\$1,493,407.01
Cass	366	Anaerobic Digester	HU-Anaerobic Digester	No	\$1,792,088.42
Cass	366	Anaerobic Digester	Covered Lagoon or Holding Pond	AU	\$368.13
Cass	366	Anaerobic Digester	HU-Covered Lagoon or Holding Pond	AU	\$441.76
Cass	367	Roofs and Covers	Flexible Membrane Cover	SqFt	\$0.96
Cass	367	Roofs and Covers	HU-Flexible Membrane Cover	SqFt	\$1.15
Cass	367	Roofs and Covers	Flexible Membrane Cover, Flare	SqFt	\$8.12
Cass	367	Roofs and Covers	HU-Flexible Membrane Cover, Flare	SqFt	\$9.75
Cass	367	Roofs and Covers	Roof, Hoop	SqFt	\$9.46
Cass	367	Roofs and Covers	HU-Roof, Hoop	SqFt	\$11.36
Cass	367	Roofs and Covers	Roof, Timber or Steel Sheet	SqFt	\$10.54
Cass	367	Roofs and Covers	HU-Roof, Timber or Steel Sheet	SqFt	\$12.65
Cass	368	Emergency Animal Mortality Management	Burial	AU	\$123.51
Cass	368	Emergency Animal Mortality Management	HU-Burial	AU	\$148.20
Cass	368	Emergency Animal Mortality Management	Composting, Carbon Material and Mobilization	AU	\$461.36
Cass	368	Emergency Animal Mortality Management	HU-Composting, Carbon Material and Mobilization	AU	\$553.63

County	Code	Practice	Component	Units	Unit Cost
Cass	368	Emergency Animal Mortality Management	Composting, In-House	AU	\$91.61
Cass	368	Emergency Animal Mortality Management	HU-Composting, In-House	AU	\$109.94
Cass	368	Emergency Animal Mortality Management	Incineration, Landfill or Render	AU	\$306.24
Cass	368	Emergency Animal Mortality Management	HU-Incineration, Landfill or Render	AU	\$367.49
Cass	368	Emergency Animal Mortality Management	Shallow Burial, Swine or Cattle	AU	\$166.85
Cass	368	Emergency Animal Mortality Management	HU-Shallow Burial, Swine or Cattle	AU	\$200.22
Cass	371	Air Filtration and Scrubbing	Single Pit Fan Biofilter	No	\$18,228.34
Cass	371	Air Filtration and Scrubbing	HU-Single Pit Fan Biofilter	No	\$21,874.01
Cass	371	Air Filtration and Scrubbing	Traditional Horizontal Biofilter	CuYd	\$36.13
Cass	371	Air Filtration and Scrubbing	HU-Traditional Horizontal Biofilter	CuYd	\$43.36
Cass	372	Combustion System Improvement	Combustion Engine Replacement, 100 to 199 Brake Horsepower	No	\$17,757.82
Cass	372	Combustion System Improvement	HU-Combustion Engine Replacement, 100 to 199 Brake Horsepower	No	\$21,309.39
Cass	372	Combustion System Improvement	Combustion Engine Replacement, 50 to 99 Brake Horsepower	No	\$11,660.77
Cass	372	Combustion System Improvement	HU-Combustion Engine Replacement, 50 to 99 Brake Horsepower	No	\$13,992.92
Cass	372	Combustion System Improvement	Combustion Engine to Electric Motor Tractor Replacement	HP	\$1,369.14
Cass	372	Combustion System Improvement	HU-Combustion Engine to Electric Motor Tractor Replacement	HP	\$1,642.98
Cass	372	Combustion System Improvement	Combustion Engine to Electric Motor, 12 to 74 Horsepower	No	\$5,101.60
Cass	372	Combustion System Improvement	HU-Combustion Engine to Electric Motor, 12 to 74 Horsepower	No	\$6,121.92
Cass	372	Combustion System Improvement	Combustion Engine to Electric Motor, 75 to 149 Horsepower	No	\$9,584.65
Cass	372	Combustion System Improvement	HU-Combustion Engine to Electric Motor, 75 to 149 Horsepower	No	\$11,501.57
Cass	372	Combustion System Improvement	Non-Tractor Mobile Agricultural Equipment Replacement	HP	\$1,222.63
Cass	372	Combustion System Improvement	HU-Non-Tractor Mobile Agricultural Equipment Replacement	HP	\$1,467.16
Cass	374	Energy Efficient Agricultural Operation	Alley Scraper	No	\$24,394.69
Cass	374	Energy Efficient Agricultural Operation	HU-Alley Scraper	No	\$29,273.63
Cass	374	Energy Efficient Agricultural Operation	Attic Heat Recovery Vents	No	\$179.85
Cass	374	Energy Efficient Agricultural Operation	HU-Attic Heat Recovery Vents	No	\$215.83
Cass	374	Energy Efficient Agricultural Operation	Heater, High Efficiency	kBTU/Hr	\$18.30

County	Code	Practice	Component	Units	Unit Cost
Cass	374	Energy Efficient Agricultural Operation	HU-Heater, High Efficiency	kBTU/Hr	\$21.96
Cass	374	Energy Efficient Agricultural Operation	Motor, 10 to 100 Horsepower	HP	\$99.58
Cass	374	Energy Efficient Agricultural Operation	HU-Motor, 10 to 100 Horsepower	HP	\$119.49
Cass	374	Energy Efficient Agricultural Operation	Motor, 2 to 9 Horsepower	HP	\$182.24
Cass	374	Energy Efficient Agricultural Operation	HU-Motor, 2 to 9 Horsepower	HP	\$218.69
Cass	374	Energy Efficient Agricultural Operation	Motor, Greater Than 100 Horsepower	HP	\$121.97
Cass	374	Energy Efficient Agricultural Operation	HU-Motor, Greater Than 100 Horsepower	HP	\$146.37
Cass	374	Energy Efficient Agricultural Operation	Motor, Less Than or Equal to One Horsepower	HP	\$624.20
Cass	374	Energy Efficient Agricultural Operation	HU-Motor, Less Than or Equal to One Horsepower	HP	\$749.04
Cass	374	Energy Efficient Agricultural Operation	Plate Cooler	No	\$31,954.51
Cass	374	Energy Efficient Agricultural Operation	HU-Plate Cooler	No	\$38,345.41
Cass	374	Energy Efficient Agricultural Operation	Plate Cooler, Small	No	\$4,711.26
Cass	374	Energy Efficient Agricultural Operation	HU-Plate Cooler, Small	No	\$5,653.51
Cass	374	Energy Efficient Agricultural Operation	Radiant System	No	\$1,423.63
Cass	374	Energy Efficient Agricultural Operation	HU-Radiant System	No	\$1,708.35
Cass	374	Energy Efficient Agricultural Operation	Scroll Compressor	HP	\$561.60
Cass	374	Energy Efficient Agricultural Operation	HU-Scroll Compressor	HP	\$673.92
Cass	374	Energy Efficient Agricultural Operation	System, Automatic Controller	No	\$1,302.57
Cass	374	Energy Efficient Agricultural Operation	HU-System, Automatic Controller	No	\$1,563.08
Cass	374	Energy Efficient Agricultural Operation	Telemetry	No	\$1,712.72
Cass	374	Energy Efficient Agricultural Operation	HU-Telemetry	No	\$2,055.26
Cass	374	Energy Efficient Agricultural Operation	Variable Speed Drive, 5 to 15 Horsepower	HP	\$160.76
Cass	374	Energy Efficient Agricultural Operation	HU-Variable Speed Drive, 5 to 15 Horsepower	HP	\$192.92
Cass	374	Energy Efficient Agricultural Operation	Variable Speed Drive, Greater Than 15 Horsepower	HP	\$109.63
Cass	374	Energy Efficient Agricultural Operation	HU-Variable Speed Drive, Greater Than 15 Horsepower	HP	\$131.57
Cass	374	Energy Efficient Agricultural Operation	Variable Speed Drive, Less Than 5 Horsepower	HP	\$837.01
Cass	374	Energy Efficient Agricultural Operation	HU-Variable Speed Drive, Less Than 5 Horsepower	HP	\$1,004.41

County	Code	Practice	Component	Units	Unit Cost
Cass	374	Energy Efficient Agricultural Operation	Ventilation, Exhaust	No	\$1,734.67
Cass	374	Energy Efficient Agricultural Operation	HU-Ventilation, Exhaust	No	\$2,081.62
Cass	374	Energy Efficient Agricultural Operation	Ventilation, Horizontal Air Flow	No	\$210.09
Cass	374	Energy Efficient Agricultural Operation	HU-Ventilation, Horizontal Air Flow	No	\$252.10
Cass	375	Dust Management for Pen Surfaces	Mobile Sprinkler	Ac	\$1,836.60
Cass	375	Dust Management for Pen Surfaces	HU-Mobile Sprinkler	Ac	\$2,203.92
Cass	375	Dust Management for Pen Surfaces	More Than Two Manure Harvests	Ac	\$2,104.15
Cass	375	Dust Management for Pen Surfaces	HU-More Than Two Manure Harvests	Ac	\$2,524.98
Cass	375	Dust Management for Pen Surfaces	More Than Two Manure Harvests and Mobile Sprinkler	Ac	\$3,940.75
Cass	375	Dust Management for Pen Surfaces	HU-More Than Two Manure Harvests and Mobile Sprinkler	Ac	\$4,728.90
Cass	375	Dust Management for Pen Surfaces	One Manure Harvest	Ac	\$526.04
Cass	375	Dust Management for Pen Surfaces	HU-One Manure Harvest	Ac	\$631.24
Cass	375	Dust Management for Pen Surfaces	One Manure Harvest and Mobile Sprinkler	Ac	\$2,362.64
Cass	375	Dust Management for Pen Surfaces	HU-One Manure Harvest and Mobile Sprinkler	Ac	\$2,835.16
Cass	375	Dust Management for Pen Surfaces	Two Manure Harvests	Ac	\$1,052.07
Cass	375	Dust Management for Pen Surfaces	HU-Two Manure Harvests	Ac	\$1,262.49
Cass	375	Dust Management for Pen Surfaces	Two Manure Harvests and Mobile Sprinkler	Ac	\$2,888.67
Cass	375	Dust Management for Pen Surfaces	HU-Two Manure Harvests and Mobile Sprinkler	Ac	\$3,466.40
Cass	378	Pond	Embankment Pond with greater than or equal to 24 inch Pipe	CuYd	\$4.75
Cass	378	Pond	HU-Embankment Pond with greater than or equal to 24 inch Pipe	CuYd	\$5.71
Cass	378	Pond	Embankment Pond with less than 24 inch Pipe	CuYd	\$5.76
Cass	378	Pond	HU-Embankment Pond with less than 24 inch Pipe	CuYd	\$6.92
Cass	378	Pond	Embankment Pond, No Principal Spillway	CuYd	\$4.64
Cass	378	Pond	HU-Embankment Pond, No Principal Spillway	CuYd	\$5.57
Cass	378	Pond	Excavated Pond	CuYd	\$2.59
Cass	378	Pond	HU-Excavated Pond	CuYd	\$3.10
Cass	378	Pond	Excavated Pond with Embankment	CuYd	\$3.09

County	Code	Practice	Component	Units	Unit Cost
Cass	378	Pond	HU-Excavated Pond with Embankment	CuYd	\$3.72
Cass	378	Pond	Rehab Embankment Pond, No Principal Spillway	CuYd	\$8.98
Cass	378	Pond	HU-Rehab Embankment Pond, No Principal Spillway	CuYd	\$10.78
Cass	378	Pond	Rehab Embankment Pond, With Principal Spillway	DialnFt	\$11.97
Cass	378	Pond	HU-Rehab Embankment Pond, With Principal Spillway	DialnFt	\$14.37
Cass	380	Windbreak/Shelterbelt Establishment and Renovation	Coppicing	Ft	\$2.73
Cass	380	Windbreak/Shelterbelt Establishment and Renovation	HU-Coppicing	Ft	\$3.28
Cass	380	Windbreak/Shelterbelt Establishment and Renovation	Machine Plant Trees	Ft	\$0.57
Cass	380	Windbreak/Shelterbelt Establishment and Renovation	HU-Machine Plant Trees	Ft	\$0.68
Cass	380	Windbreak/Shelterbelt Establishment and Renovation	Machine Plant Trees with Supplemental Water	Ft	\$0.77
Cass	380	Windbreak/Shelterbelt Establishment and Renovation	HU-Machine Plant Trees with Supplemental Water	Ft	\$0.92
Cass	380	Windbreak/Shelterbelt Establishment and Renovation	Machine Plant Trees with Supplemental Water and Shelters	Ft	\$1.34
Cass	380	Windbreak/Shelterbelt Establishment and Renovation	HU-Machine Plant Trees with Supplemental Water and Shelters	Ft	\$1.62
Cass	380	Windbreak/Shelterbelt Establishment and Renovation	Machine Plant Trees with Tubes	Ft	\$1.19
Cass	380	Windbreak/Shelterbelt Establishment and Renovation	HU-Machine Plant Trees with Tubes	Ft	\$1.43
Cass	380	Windbreak/Shelterbelt Establishment and Renovation	Manual Plant, Bareroot	No	\$2.44
Cass	380	Windbreak/Shelterbelt Establishment and Renovation	HU-Manual Plant, Bareroot	No	\$2.92
Cass	380	Windbreak/Shelterbelt Establishment and Renovation	Manual Plant, Bareroot with Supplemental Water	No	\$7.31
Cass	380	Windbreak/Shelterbelt Establishment and Renovation	HU-Manual Plant, Bareroot with Supplemental Water	No	\$8.78
Cass	380	Windbreak/Shelterbelt Establishment and Renovation	One Row, Small	Ft	\$3.49
Cass	380	Windbreak/Shelterbelt Establishment and Renovation	HU-One Row, Small	Ft	\$4.19
Cass	380	Windbreak/Shelterbelt Establishment and Renovation	Renovation, Greater Than 8 Inches Diameter Breast Height, Machine Plant	Ft	\$3.43
Cass	380	Windbreak/Shelterbelt Establishment and Renovation	HU-Renovation, Greater Than 8 Inches Diameter Breast Height, Machine Plant	Ft	\$4.12
Cass	380	Windbreak/Shelterbelt Establishment and Renovation	Renovation, Greater Than 8 Inches Diameter Breast Height, Manual Plant	Ft	\$5.17
Cass	380	Windbreak/Shelterbelt Establishment and Renovation	HU-Renovation, Greater Than 8 Inches Diameter Breast Height, Manual Plant	Ft	\$6.21
Cass	380	Windbreak/Shelterbelt Establishment and Renovation	Renovation, Removal of Trees and Shrubs, Manual Plant	Ft	\$3.65
Cass	380	Windbreak/Shelterbelt Establishment and Renovation	HU-Renovation, Removal of Trees and Shrubs, Manual Plant	Ft	\$4.39

County	Code	Practice	Component	Units	Unit Cost
Cass	380	Windbreak/Shelterbelt Establishment and Renovation	Renovation, Sod Release	Ft	\$0.50
Cass	380	Windbreak/Shelterbelt Establishment and Renovation	HU-Renovation, Sod Release	Ft	\$0.60
Cass	380	Windbreak/Shelterbelt Establishment and Renovation	Renovation, Supplemental Manual Plant with Container or Bareroot Stock	Ft	\$2.57
Cass	380	Windbreak/Shelterbelt Establishment and Renovation	HU-Renovation, Supplemental Manual Plant with Container or Bareroot Stock	Ft	\$3.08
Cass	380	Windbreak/Shelterbelt Establishment and Renovation	Renovation, Thinning or Removal of Trees and Shrubs, Machine Plant	Ft	\$2.92
Cass	380	Windbreak/Shelterbelt Establishment and Renovation	HU-Renovation, Thinning or Removal of Trees and Shrubs, Machine Plant	Ft	\$3.51
Cass	382	Fence	Barbed Wire for Difficult Terrain, Multi-Strand	Ft	\$2.87
Cass	382	Fence	HU-Barbed Wire for Difficult Terrain, Multi-Strand	Ft	\$3.44
Cass	382	Fence	Barbed Wire for Difficult Terrain, Multi-Strand with Markers	Ft	\$3.00
Cass	382	Fence	HU-Barbed Wire for Difficult Terrain, Multi-Strand with Markers	Ft	\$3.60
Cass	382	Fence	Barbed Wire, Multi-Strand	Ft	\$2.40
Cass	382	Fence	HU-Barbed Wire, Multi-Strand	Ft	\$2.88
Cass	382	Fence	Barbed Wire, Multi-Strand with Markers	Ft	\$2.57
Cass	382	Fence	HU-Barbed Wire, Multi-Strand with Markers	Ft	\$3.08
Cass	382	Fence	Electric, high tensile with energizer	Ft	\$1.16
Cass	382	Fence	HU-Electric, high tensile with energizer	Ft	\$1.40
Cass	382	Fence	Electric, high tensile with energizer and fence markers	Ft	\$1.34
Cass	382	Fence	HU-Electric, high tensile with energizer and fence markers	Ft	\$1.62
Cass	382	Fence	High Tensile, Eight Wire Electric	Ft	\$2.68
Cass	382	Fence	HU-High Tensile, Eight Wire Electric	Ft	\$3.22
Cass	382	Fence	High Tensile, Five Wire Electric	Ft	\$2.41
Cass	382	Fence	HU-High Tensile, Five Wire Electric	Ft	\$2.89
Cass	382	Fence	Portable Fence	Ft	\$0.23
Cass	382	Fence	HU-Portable Fence	Ft	\$0.27
Cass	382	Fence	Refabrication of existing fence for multispecies diversity	Ft	\$0.92
Cass	382	Fence	HU-Refabrication of existing fence for multispecies diversity	Ft	\$1.10
Cass	382	Fence	Virtual Fence, Startup Year One, 51 to 199 Animals	No	\$141.07

County	Code	Practice	Component	Units	Unit Cost
Cass	382	Fence	HU-Virtual Fence, Startup Year One, 51 to 199 Animals	No	\$169.30
Cass	382	Fence	Virtual Fence, Startup Year One, Greater Than or Equal to 200 Animals	No	\$92.89
Cass	382	Fence	HU-Virtual Fence, Startup Year One, Greater Than or Equal to 200 Animals	No	\$111.46
Cass	382	Fence	Virtual Fence, Startup Year One, Less Than or Equal to 50 Animals	No	\$268.26
Cass	382	Fence	HU-Virtual Fence, Startup Year One, Less Than or Equal to 50 Animals	No	\$321.92
Cass	382	Fence	Virtual Fence, Startup Year One, Sheep or Goat	No	\$226.49
Cass	382	Fence	HU-Virtual Fence, Startup Year One, Sheep or Goat	No	\$271.79
Cass	382	Fence	Woven Wire	Ft	\$2.30
Cass	382	Fence	HU-Woven Wire	Ft	\$2.75
Cass	382	Fence	Woven Wire, 96 Inch	Ft	\$6.38
Cass	382	Fence	HU-Woven Wire, 96 Inch	Ft	\$7.65
Cass	383	Fuel Break	Mechanical and Chemical Application	Ac	\$1,669.63
Cass	383	Fuel Break	HU-Mechanical and Chemical Application	Ac	\$2,003.56
Cass	383	Fuel Break	Mechanical and Chemical Application, Steep Slopes	Ac	\$2,596.79
Cass	383	Fuel Break	HU-Mechanical and Chemical Application, Steep Slopes	Ac	\$3,116.15
Cass	383	Fuel Break	Mechanical Application, Non-Forest Land	Ac	\$291.27
Cass	383	Fuel Break	HU-Mechanical Application, Non-Forest Land	Ac	\$349.52
Cass	384	Woody Residue Treatment	Air Curtain Burner	Ac	\$180.84
Cass	384	Woody Residue Treatment	HU-Air Curtain Burner	Ac	\$217.01
Cass	384	Woody Residue Treatment	Mechanical and Manual Control for Slash, 5 to 15 Tons per Acre	Ac	\$500.24
Cass	384	Woody Residue Treatment	HU-Mechanical and Manual Control for Slash, 5 to 15 Tons per Acre	Ac	\$600.29
Cass	384	Woody Residue Treatment	Mechanical and Manual Control for Slash, Greater Than 15 Tons per Acre	Ac	\$1,334.13
Cass	384	Woody Residue Treatment	HU-Mechanical and Manual Control for Slash, Greater Than 15 Tons per Acre	Ac	\$1,600.96
Cass	384	Woody Residue Treatment	Mechanical and Manual Control for Slash, Less Than 5 Tons per Acre	Ac	\$126.19
Cass	384	Woody Residue Treatment	HU-Mechanical and Manual Control for Slash, Less Than 5 Tons per Acre	Ac	\$151.43
Cass	384	Woody Residue Treatment	Mechanical and Manual Control, Chipping and Hauling Offsite	Ac	\$285.13
Cass	384	Woody Residue Treatment	HU-Mechanical and Manual Control, Chipping and Hauling Offsite	Ac	\$342.15

County	Code	Practice	Component	Units	Unit Cost
Cass	384	Woody Residue Treatment	Mechanical and Manual Control, Consolidated Slash Pile	Ac	\$172.31
Cass	384	Woody Residue Treatment	HU-Mechanical and Manual Control, Consolidated Slash Pile	Ac	\$206.76
Cass	384	Woody Residue Treatment	Mechanical Control, Chaining	Ac	\$127.30
Cass	384	Woody Residue Treatment	HU-Mechanical Control, Chaining	Ac	\$152.75
Cass	384	Woody Residue Treatment	Restoration, Coservation Treatment After Catastropic Events	Ac	\$2,051.68
Cass	384	Woody Residue Treatment	HU-Restoration, Coservation Treatment After Catastropic Events	Ac	\$2,462.03
Cass	386	Field Border	Field Border, Small	kSqFt	\$66.30
Cass	386	Field Border	HU-Field Border, Small	kSqFt	\$79.57
Cass	386	Field Border	Pr_Field Border, Small	kSqFt	\$79.57
Cass	386	Field Border	Wp_Field Border, Small	kSqFt	\$66.30
Cass	386	Field Border	Introduced Species	Ac	\$94.42
Cass	386	Field Border	HU-Introduced Species	Ac	\$113.29
Cass	386	Field Border	Pr_Introduced Species	Ac	\$113.29
Cass	386	Field Border	Wp_Introduced Species	Ac	\$94.42
Cass	386	Field Border	Introduced Species, Foregone Income	Ac	\$432.72
Cass	386	Field Border	HU-Introduced Species, Foregone Income	Ac	\$451.60
Cass	386	Field Border	Pr_Introduced Species, Foregone Income	Ac	\$451.60
Cass	386	Field Border	Wp_Introduced Species, Foregone Income	Ac	\$432.72
Cass	386	Field Border	Native Species	Ac	\$175.90
Cass	386	Field Border	HU-Native Species	Ac	\$211.08
Cass	386	Field Border	Pr_Native Species	Ac	\$211.08
Cass	386	Field Border	Wp_Native Species	Ac	\$175.90
Cass	386	Field Border	Native Species, Foregone Income	Ac	\$514.21
Cass	386	Field Border	HU-Native Species, Foregone Income	Ac	\$549.39
Cass	386	Field Border	Pr_Native Species, Foregone Income	Ac	\$549.39
Cass	386	Field Border	Wp_Native Species, Foregone Income	Ac	\$514.21
Cass	386	Field Border	Pollinator	Ac	\$490.59

County	Code	Practice	Component	Units	Unit Cost
Cass	386	Field Border	HU-Pollinator	Ac	\$588.72
Cass	386	Field Border	Pr_Pollinator	Ac	\$588.72
Cass	386	Field Border	Wp_Pollinator	Ac	\$490.59
Cass	386	Field Border	Pollinator, Foregone Income	Ac	\$828.90
Cass	386	Field Border	HU-Pollinator, Foregone Income	Ac	\$927.03
Cass	386	Field Border	Pr_Pollinator, Foregone Income	Ac	\$927.03
Cass	386	Field Border	Wp_Pollinator, Foregone Income	Ac	\$828.90
Cass	388	Irrigation Field Ditch	Irrigation Field Ditch	CuYd	\$2.83
Cass	388	Irrigation Field Ditch	HU-Irrigation Field Ditch	CuYd	\$3.40
Cass	390	Riparian Herbaceous Cover	Native Perennial Grasses, Legumes, and Forbs Mix	Ac	\$214.11
Cass	390	Riparian Herbaceous Cover	HU-Native Perennial Grasses, Legumes, and Forbs Mix	Ac	\$256.94
Cass	390	Riparian Herbaceous Cover	Wp_Native Perennial Grasses, Legumes, and Forbs Mix	Ac	\$214.11
Cass	390	Riparian Herbaceous Cover	Native Perennial Grasses, Legumes, and Forbs Mix, Foregone Income	Ac	\$260.12
Cass	390	Riparian Herbaceous Cover	HU-Native Perennial Grasses, Legumes, and Forbs Mix, Foregone Income	Ac	\$302.95
Cass	390	Riparian Herbaceous Cover	Wp_Native Perennial Grasses, Legumes, and Forbs Mix, Foregone Income	Ac	\$260.12
Cass	390	Riparian Herbaceous Cover	Native Perennial Grasses, Low Density	Ac	\$161.99
Cass	390	Riparian Herbaceous Cover	HU-Native Perennial Grasses, Low Density	Ac	\$194.39
Cass	390	Riparian Herbaceous Cover	Wp_Native Perennial Grasses, Low Density	Ac	\$161.99
Cass	390	Riparian Herbaceous Cover	Native Perennial Grasses, Low Density, Foregone Income	Ac	\$208.01
Cass	390	Riparian Herbaceous Cover	HU-Native Perennial Grasses, Low Density, Foregone Income	Ac	\$240.41
Cass	390	Riparian Herbaceous Cover	Wp_Native Perennial Grasses, Low Density, Foregone Income	Ac	\$208.01
Cass	390	Riparian Herbaceous Cover	Pollinator Habitat	Ac	\$1,138.50
Cass	390	Riparian Herbaceous Cover	HU-Pollinator Habitat	Ac	\$1,366.19
Cass	390	Riparian Herbaceous Cover	Wp_Pollinator Habitat	Ac	\$1,138.50
Cass	391	Riparian Forest Buffer	Bare-root, hand planted	Ac	\$2,661.53
Cass	391	Riparian Forest Buffer	HU-Bare-root, hand planted	Ac	\$3,193.83
Cass	391	Riparian Forest Buffer	Pr_Bare-root, hand planted	Ac	\$3,193.83

County	Code	Practice	Component	Units	Unit Cost
Cass	391	Riparian Forest Buffer	Wp_Bare-root, hand planted	Ac	\$2,661.53
Cass	391	Riparian Forest Buffer	Bare-root, machine planted	Ac	\$1,745.29
Cass	391	Riparian Forest Buffer	HU-Bare-root, machine planted	Ac	\$2,094.35
Cass	391	Riparian Forest Buffer	Pr_Bare-root, machine planted	Ac	\$2,094.35
Cass	391	Riparian Forest Buffer	Wp_Bare-root, machine planted	Ac	\$1,745.29
Cass	391	Riparian Forest Buffer	Bare-root, machine planted (FI)	Ac	\$1,781.18
Cass	391	Riparian Forest Buffer	HU-Bare-root, machine planted (FI)	Ac	\$2,050.14
Cass	391	Riparian Forest Buffer	Pr_Bare-root, machine planted (FI)	Ac	\$2,050.14
Cass	391	Riparian Forest Buffer	Wp_Bare-root, machine planted (FI)	Ac	\$1,781.18
Cass	391	Riparian Forest Buffer	Cuttings	Ac	\$4,968.73
Cass	391	Riparian Forest Buffer	HU-Cuttings	Ac	\$5,962.48
Cass	391	Riparian Forest Buffer	Pr_Cuttings	Ac	\$5,962.48
Cass	391	Riparian Forest Buffer	Wp_Cuttings	Ac	\$4,968.73
Cass	391	Riparian Forest Buffer	Direct Seeding (FI)	Ac	\$1,452.85
Cass	391	Riparian Forest Buffer	HU-Direct Seeding (FI)	Ac	\$1,656.66
Cass	391	Riparian Forest Buffer	Pr_Direct Seeding (FI)	Ac	\$1,656.66
Cass	391	Riparian Forest Buffer	Wp_Direct Seeding (FI)	Ac	\$1,452.85
Cass	391	Riparian Forest Buffer	Seeding	Ac	\$346.17
Cass	391	Riparian Forest Buffer	HU-Seeding	Ac	\$415.41
Cass	391	Riparian Forest Buffer	Pr_Seeding	Ac	\$415.41
Cass	391	Riparian Forest Buffer	Wp_Seeding	Ac	\$346.17
Cass	391	Riparian Forest Buffer	Small container, machine planted (FI)	Ac	\$2,717.47
Cass	391	Riparian Forest Buffer	HU-Small container, machine planted (FI)	Ac	\$3,173.68
Cass	391	Riparian Forest Buffer	Pr_Small container, machine planted (FI)	Ac	\$3,173.68
Cass	391	Riparian Forest Buffer	Wp_Small container, machine planted (FI)	Ac	\$2,717.47
Cass	393	Filter Strip	Introduced Species	Ac	\$182.98
Cass	393	Filter Strip	HU-Introduced Species	Ac	\$219.57

County	Code	Practice	Component	Units	Unit Cost
Cass	393	Filter Strip	Pr_Introduced Species	Ac	\$219.57
Cass	393	Filter Strip	Wp_Introduced Species	Ac	\$182.98
Cass	393	Filter Strip	Introduced Species, Foregone Income	Ac	\$521.28
Cass	393	Filter Strip	HU-Introduced Species, Foregone Income	Ac	\$557.88
Cass	393	Filter Strip	Pr_Introduced Species, Foregone Income	Ac	\$557.88
Cass	393	Filter Strip	Wp_Introduced Species, Foregone Income	Ac	\$521.28
Cass	393	Filter Strip	Native Species	Ac	\$253.07
Cass	393	Filter Strip	HU-Native Species	Ac	\$303.69
Cass	393	Filter Strip	Pr_Native Species	Ac	\$303.69
Cass	393	Filter Strip	Wp_Native Species	Ac	\$253.07
Cass	393	Filter Strip	Native Species with Moderate Grading	Ac	\$1,267.12
Cass	393	Filter Strip	HU-Native Species with Moderate Grading	Ac	\$1,520.55
Cass	393	Filter Strip	Pr_Native Species with Moderate Grading	Ac	\$1,520.55
Cass	393	Filter Strip	Wp_Native Species with Moderate Grading	Ac	\$1,267.12
Cass	393	Filter Strip	Native Species with Moderate Grading, Foregone Income	Ac	\$1,605.43
Cass	393	Filter Strip	HU-Native Species with Moderate Grading, Foregone Income	Ac	\$1,858.86
Cass	393	Filter Strip	Pr_Native Species with Moderate Grading, Foregone Income	Ac	\$1,858.86
Cass	393	Filter Strip	Wp_Native Species with Moderate Grading, Foregone Income	Ac	\$1,605.43
Cass	393	Filter Strip	Native Species, Foregone Income	Ac	\$591.38
Cass	393	Filter Strip	HU-Native Species, Foregone Income	Ac	\$642.00
Cass	393	Filter Strip	Pr_Native Species, Foregone Income	Ac	\$642.00
Cass	393	Filter Strip	Wp_Native Species, Foregone Income	Ac	\$591.38
Cass	394	Firebreak	Bare Soil, Bladed or Disked, Greater Than or Equal to 30 Feet	Ft	\$3.79
Cass	394	Firebreak	HU-Bare Soil, Bladed or Disked, Greater Than or Equal to 30 Feet	Ft	\$4.55
Cass	394	Firebreak	Bare Soil, Bladed or Disked, Less Than or Equal to 15 Percent Slope	Ft	\$0.13
Cass	394	Firebreak	HU-Bare Soil, Bladed or Disked, Less Than or Equal to 15 Percent Slope	Ft	\$0.16
Cass	394	Firebreak	Permanent Vegetation, 30 Feet	Ft	\$0.37

County	Code	Practice	Component	Units	Unit Cost
Cass	394	Firebreak	HU-Permanent Vegetation, 30 Feet	Ft	\$0.46
Cass	394	Firebreak	Vegetation with Bush Hog, 30 Feet	Ft	\$0.15
Cass	394	Firebreak	HU-Vegetation with Bush Hog, 30 Feet	Ft	\$0.18
Cass	394	Firebreak	Vegetation, 5 to 45 Percent Slope	Ft	\$0.90
Cass	394	Firebreak	HU-Vegetation, 5 to 45 Percent Slope	Ft	\$1.07
Cass	395	Stream Habitat Improvement and Management	Fish Barrier	CuYd	\$7,084.70
Cass	395	Stream Habitat Improvement and Management	HU-Fish Barrier	CuYd	\$8,501.63
Cass	395	Stream Habitat Improvement and Management	Rock and Wood Structure	Ac	\$28,259.44
Cass	395	Stream Habitat Improvement and Management	HU-Rock and Wood Structure	Ac	\$33,911.33
Cass	395	Stream Habitat Improvement and Management	Rock Structure, Boulders Instream	Ac	\$15,680.33
Cass	395	Stream Habitat Improvement and Management	HU-Rock Structure, Boulders Instream	Ac	\$18,816.40
Cass	395	Stream Habitat Improvement and Management	Wood Structure, Root Wads, Instream	Ac	\$16,122.91
Cass	395	Stream Habitat Improvement and Management	HU-Wood Structure, Root Wads, Instream	Ac	\$19,347.49
Cass	396	Aquatic Organism Passage	Crossing, Low Water	CuYd	\$210.74
Cass	396	Aquatic Organism Passage	HU-Crossing, Low Water	CuYd	\$252.89
Cass	396	Aquatic Organism Passage	Culvert, Corrugated Metal Pipe	No	\$9,333.20
Cass	396	Aquatic Organism Passage	HU-Culvert, Corrugated Metal Pipe	No	\$11,199.84
Cass	396	Aquatic Organism Passage	Fishway, Nature-Like	Ac	\$38,274.50
Cass	396	Aquatic Organism Passage	HU-Fishway, Nature-Like	Ac	\$45,929.39
Cass	396	Aquatic Organism Passage	Removal, Passage Barriers	CuYd	\$35.28
Cass	396	Aquatic Organism Passage	HU-Removal, Passage Barriers	CuYd	\$42.33
Cass	399	Fishpond Management	Depth Management	Ac	\$6,860.56
Cass	399	Fishpond Management	HU-Depth Management	Ac	\$8,232.66
Cass	399	Fishpond Management	Structure, Habitat	Ac	\$1,031.66
Cass	399	Fishpond Management	HU-Structure, Habitat	Ac	\$1,237.98
Cass	399	Fishpond Management	Vegetation, Native	Ac	\$931.02
Cass	399	Fishpond Management	HU-Vegetation, Native	Ac	\$1,117.22

County	Code	Practice	Component	Units	Unit Cost
Cass	402	Dam	Pipe, Spillway	CuYd	\$5.61
Cass	402	Dam	HU-Pipe, Spillway	CuYd	\$6.73
Cass	410	Grade Stabilization Structure	Chute Structure, Concrete Block	SqFt	\$7.29
Cass	410	Grade Stabilization Structure	HU-Chute Structure, Concrete Block	SqFt	\$8.76
Cass	410	Grade Stabilization Structure	Chute Structure, Rock	CuYd	\$127.05
Cass	410	Grade Stabilization Structure	HU-Chute Structure, Rock	CuYd	\$152.46
Cass	410	Grade Stabilization Structure	Dam and Spillway, Rehabilitation	DialnFt	\$12.15
Cass	410	Grade Stabilization Structure	HU-Dam and Spillway, Rehabilitation	DialnFt	\$14.58
Cass	410	Grade Stabilization Structure	Drop Structure, Box	CuYd	\$1,015.21
Cass	410	Grade Stabilization Structure	HU-Drop Structure, Box	CuYd	\$1,218.25
Cass	410	Grade Stabilization Structure	Drop Structure, Concrete Block Mat	SqFt	\$8.09
Cass	410	Grade Stabilization Structure	HU-Drop Structure, Concrete Block Mat	SqFt	\$9.71
Cass	410	Grade Stabilization Structure	Drop Structure, Gabion Mattress	CuYd	\$178.74
Cass	410	Grade Stabilization Structure	HU-Drop Structure, Gabion Mattress	CuYd	\$214.49
Cass	410	Grade Stabilization Structure	Drop Structure, Metal	SqFt	\$54.73
Cass	410	Grade Stabilization Structure	HU-Drop Structure, Metal	SqFt	\$65.67
Cass	410	Grade Stabilization Structure	Drop Structure, Precast Modular Blocks	CuYd	\$403.06
Cass	410	Grade Stabilization Structure	HU-Drop Structure, Precast Modular Blocks	CuYd	\$483.68
Cass	410	Grade Stabilization Structure	Drop Structure, Weir	SqFt	\$124.98
Cass	410	Grade Stabilization Structure	HU-Drop Structure, Weir	SqFt	\$149.98
Cass	410	Grade Stabilization Structure	Drop Structure, Weir with Sheet Pile	SqFt	\$61.51
Cass	410	Grade Stabilization Structure	HU-Drop Structure, Weir with Sheet Pile	SqFt	\$73.81
Cass	410	Grade Stabilization Structure	Embankment, No Spillway Pipe	CuYd	\$4.63
Cass	410	Grade Stabilization Structure	HU-Embankment, No Spillway Pipe	CuYd	\$5.56
Cass	410	Grade Stabilization Structure	Embankment, Pipe <24 inch	CuYd	\$5.76
Cass	410	Grade Stabilization Structure	HU-Embankment, Pipe <24 inch	CuYd	\$6.92
Cass	410	Grade Stabilization Structure	Embankment, Pipe >=24 inch	CuYd	\$4.76

County	Code	Practice	Component	Units	Unit Cost
Cass	410	Grade Stabilization Structure	HU-Embankment, Pipe >=24 inch	CuYd	\$5.71
Cass	410	Grade Stabilization Structure	Embankment, Soil Treatment	CuYd	\$9.28
Cass	410	Grade Stabilization Structure	HU-Embankment, Soil Treatment	CuYd	\$11.14
Cass	410	Grade Stabilization Structure	Pipe Drop, Corrugated Metal Pipe	SqFt	\$20.39
Cass	410	Grade Stabilization Structure	HU-Pipe Drop, Corrugated Metal Pipe	SqFt	\$24.47
Cass	410	Grade Stabilization Structure	Pipe Drop, Plastic	SqFt	\$58.57
Cass	410	Grade Stabilization Structure	HU-Pipe Drop, Plastic	SqFt	\$70.29
Cass	410	Grade Stabilization Structure	Pipe Drop, Steel	SqFt	\$15.81
Cass	410	Grade Stabilization Structure	HU-Pipe Drop, Steel	SqFt	\$18.97
Cass	410	Grade Stabilization Structure	Pipe, 8 to 12 Inch	CuYd	\$5.99
Cass	410	Grade Stabilization Structure	HU-Pipe, 8 to 12 Inch	CuYd	\$7.19
Cass	410	Grade Stabilization Structure	Pipe, Greater Than 12 Inch	CuYd	\$8.32
Cass	410	Grade Stabilization Structure	HU-Pipe, Greater Than 12 Inch	CuYd	\$9.99
Cass	410	Grade Stabilization Structure	Pipe, Less Than or Equal to 6 Inch	CuYd	\$4.95
Cass	410	Grade Stabilization Structure	HU-Pipe, Less Than or Equal to 6 Inch	CuYd	\$5.95
Cass	410	Grade Stabilization Structure	Rock Drop	SqFt	\$85.80
Cass	410	Grade Stabilization Structure	HU-Rock Drop	SqFt	\$102.96
Cass	412	Grassed Waterway	Waterway with Side Dikes or Checks	Ac	\$5,799.25
Cass	412	Grassed Waterway	HU-Waterway with Side Dikes or Checks	Ac	\$6,959.10
Cass	412	Grassed Waterway	Wp_Waterway with Side Dikes or Checks	Ac	\$5,799.25
Cass	412	Grassed Waterway	Waterway, 25 to 50 ft2	Ac	\$4,533.82
Cass	412	Grassed Waterway	HU-Waterway, 25 to 50 ft2	Ac	\$5,440.58
Cass	412	Grassed Waterway	Wp_Waterway, 25 to 50 ft2	Ac	\$4,533.82
Cass	412	Grassed Waterway	Waterway, 50 to 100 ft2	Ac	\$5,499.38
Cass	412	Grassed Waterway	HU-Waterway, 50 to 100 ft2	Ac	\$6,599.26
Cass	412	Grassed Waterway	Wp_Waterway, 50 to 100 ft2	Ac	\$5,499.38
Cass	412	Grassed Waterway	Waterway, Crop Season Construction	Ac	\$4,872.12

County	Code	Practice	Component	Units	Unit Cost
Cass	412	Grassed Waterway	HU-Waterway, Crop Season Construction	Ac	\$5,778.89
Cass	412	Grassed Waterway	Wp_Waterway, Crop Season Construction	Ac	\$4,872.12
Cass	412	Grassed Waterway	Waterway, high excavation volume per acre	CuYd	\$3.09
Cass	412	Grassed Waterway	HU-Waterway, high excavation volume per acre	CuYd	\$3.71
Cass	412	Grassed Waterway	Wp_Waterway, high excavation volume per acre	CuYd	\$3.09
Cass	412	Grassed Waterway	Waterway, less than 25 ft2	Ac	\$3,758.44
Cass	412	Grassed Waterway	HU-Waterway, less than 25 ft2	Ac	\$4,510.12
Cass	412	Grassed Waterway	Wp_Waterway, less than 25 ft2	Ac	\$3,758.44
Cass	420	Wildlife Habitat Planting	High Species Diversity on Cropland with Foregone Income	Ac	\$1,037.08
Cass	420	Wildlife Habitat Planting	HU-High Species Diversity on Cropland with Foregone Income	Ac	\$1,170.18
Cass	420	Wildlife Habitat Planting	Pr_High Species Diversity on Cropland with Foregone Income	Ac	\$1,170.18
Cass	420	Wildlife Habitat Planting	High Species Diversity on Fallow or Non-Cropland, no Foregone Income	Ac	\$534.17
Cass	420	Wildlife Habitat Planting	HU-High Species Diversity on Fallow or Non-Cropland, no Foregone Income	Ac	\$641.00
Cass	420	Wildlife Habitat Planting	Pr_High Species Diversity on Fallow or Non-Cropland, no Foregone Income	Ac	\$641.00
Cass	420	Wildlife Habitat Planting	Low Species Diversity on Cropland with Foregone Income	Ac	\$701.53
Cass	420	Wildlife Habitat Planting	HU-Low Species Diversity on Cropland with Foregone Income	Ac	\$767.52
Cass	420	Wildlife Habitat Planting	Pr_Low Species Diversity on Cropland with Foregone Income	Ac	\$767.52
Cass	420	Wildlife Habitat Planting	Low Species Diversity on Non-Cropland, no Foregone Income	Ac	\$272.09
Cass	420	Wildlife Habitat Planting	HU-Low Species Diversity on Non-Cropland, no Foregone Income	Ac	\$326.51
Cass	420	Wildlife Habitat Planting	Pr_Low Species Diversity on Non-Cropland, no Foregone Income	Ac	\$326.51
Cass	420	Wildlife Habitat Planting	Specialized Habitat Requirements on Cropland with Foregone Income	Ac	\$1,526.07
Cass	420	Wildlife Habitat Planting	HU-Specialized Habitat Requirements on Cropland with Foregone Income	Ac	\$1,756.98
Cass	420	Wildlife Habitat Planting	Pr_Specialized Habitat Requirements on Cropland with Foregone Income	Ac	\$1,756.98
Cass	420	Wildlife Habitat Planting	Specialized Habitat Requirements on Non-Cropland, no Foregone Income	Ac	\$1,170.11
Cass	420	Wildlife Habitat Planting	HU-Specialized Habitat Requirements on Non-Cropland, no Foregone Income	Ac	\$1,404.12
Cass	420	Wildlife Habitat Planting	Pr_Specialized Habitat Requirements on Non-Cropland, no Foregone Income	Ac	\$1,404.12
Cass	420	Wildlife Habitat Planting	Very Small Acreage (<.5 ac) Planting with Seedlings	SqFt	\$0.53

County	Code	Practice	Component	Units	Unit Cost
Cass	420	Wildlife Habitat Planting	HU-Very Small Acreage (<.5 ac) Planting with Seedlings	SqFt	\$0.64
Cass	420	Wildlife Habitat Planting	Pr_Very Small Acreage (<.5 ac) Planting with Seedlings	SqFt	\$0.64
Cass	422	Hedgerow Planting	Bareroot, machine plant (FI)	Ft	\$1.07
Cass	422	Hedgerow Planting	HU-Bareroot, machine plant (FI)	Ft	\$1.24
Cass	422	Hedgerow Planting	Container, Machine Plant (FI)	Ft	\$1.20
Cass	422	Hedgerow Planting	HU-Container, Machine Plant (FI)	Ft	\$1.41
Cass	422	Hedgerow Planting	Contour	Ft	\$3.37
Cass	422	Hedgerow Planting	HU-Contour	Ft	\$4.04
Cass	422	Hedgerow Planting	Contour, exotic grass	Ft	\$3.67
Cass	422	Hedgerow Planting	HU-Contour, exotic grass	Ft	\$4.40
Cass	422	Hedgerow Planting	Pollinator Habitat	Ft	\$3.41
Cass	422	Hedgerow Planting	HU-Pollinator Habitat	Ft	\$4.09
Cass	422	Hedgerow Planting	Wildlife Cool Season	Ft	\$3.37
Cass	422	Hedgerow Planting	HU-Wildlife Cool Season	Ft	\$4.03
Cass	422	Hedgerow Planting	Wildlife machine plant	Ft	\$0.65
Cass	422	Hedgerow Planting	HU-Wildlife machine plant	Ft	\$0.78
Cass	422	Hedgerow Planting	Wildlife, Warm Season Grass	Ft	\$3.48
Cass	422	Hedgerow Planting	HU-Wildlife, Warm Season Grass	Ft	\$4.18
Cass	428	Irrigation Ditch Lining	Concrete Lining	SqYd	\$17.61
Cass	428	Irrigation Ditch Lining	HU-Concrete Lining	SqYd	\$21.13
Cass	428	Irrigation Ditch Lining	Flexible Lining	SqYd	\$8.71
Cass	428	Irrigation Ditch Lining	HU-Flexible Lining	SqYd	\$10.45
Cass	430	Irrigation Pipeline	Boring, by the pound, small scale	Lb	\$125.01
Cass	430	Irrigation Pipeline	HU-Boring, by the pound, small scale	Lb	\$187.52
Cass	430	Irrigation Pipeline	Wp_Boring, by the pound, small scale	Lb	\$125.01
Cass	430	Irrigation Pipeline	HDPE (Iron Pipe Size and Tubing), less than or equal to 2 inch, Small Scale, No Joint Fusing	Lb	\$12.83

County	Code	Practice	Component	Units	Unit Cost
Cass	430	Irrigation Pipeline	HU-HDPE (Iron Pipe Size and Tubing), less than or equal to 2 inch, Small Scale, No Joint Fusing	Lb	\$19.24
Cass	430	Irrigation Pipeline	Wp_HDPE (Iron Pipe Size and Tubing), less than or equal to 2 inch, Small Scale, No Joint Fusing	Lb	\$12.83
Cass	430	Irrigation Pipeline	HDPE, by the pound	Lb	\$2.31
Cass	430	Irrigation Pipeline	HU-HDPE, by the pound	Lb	\$3.45
Cass	430	Irrigation Pipeline	Wp_HDPE, by the pound	Lb	\$2.31
Cass	430	Irrigation Pipeline	PVC (Iron Pipe Size), less than or equal to 4 inch, Small Scale System	Lnft	\$5.40
Cass	430	Irrigation Pipeline	HU-PVC (Iron Pipe Size), less than or equal to 4 inch, Small Scale System	Lnft	\$8.10
Cass	430	Irrigation Pipeline	Wp_PVC (Iron Pipe Size), less than or equal to 4 inch, Small Scale System	Lnft	\$5.40
Cass	430	Irrigation Pipeline	PVC, 10-in by the foot	Ft	\$8.66
Cass	430	Irrigation Pipeline	HU-PVC, 10-in by the foot	Ft	\$12.98
Cass	430	Irrigation Pipeline	Wp_PVC, 10-in by the foot	Ft	\$8.66
Cass	430	Irrigation Pipeline	PVC, by pound, boring	Lb	\$4.91
Cass	430	Irrigation Pipeline	HU-PVC, by pound, boring	Lb	\$7.36
Cass	430	Irrigation Pipeline	Wp_PVC, by pound, boring	Lb	\$4.91
Cass	430	Irrigation Pipeline	PVC, by the pound	Lb	\$2.91
Cass	430	Irrigation Pipeline	HU-PVC, by the pound	Lb	\$4.38
Cass	430	Irrigation Pipeline	Wp_PVC, by the pound	Lb	\$2.91
Cass	430	Irrigation Pipeline	Surface HDPE (Iron Pipe Size and Tubing), less than or equal to 2 inch, Small Scale	Lb	\$5.98
Cass	430	Irrigation Pipeline	HU-Surface HDPE (Iron Pipe Size and Tubing), less than or equal to 2 inch, Small Scale	Lb	\$8.96
Cass	430	Irrigation Pipeline	Wp_Surface HDPE (Iron Pipe Size and Tubing), less than or equal to 2 inch, Small Scale	Lb	\$5.98
Cass	432	Dry Hydrant	PVC	No	\$4,366.11
Cass	432	Dry Hydrant	HU-PVC	No	\$5,239.33
Cass	436	Irrigation Reservoir	Embankment Dam	CuYd	\$3.06
Cass	436	Irrigation Reservoir	HU-Embankment Dam	CuYd	\$4.60

County	Code	Practice	Component	Units	Unit Cost
Cass	436	Irrigation Reservoir	Embankment Reservoir > 30 Acre-Feet	CuYd	\$2.31
Cass	436	Irrigation Reservoir	HU-Embankment Reservoir > 30 Acre-Feet	CuYd	\$3.46
Cass	436	Irrigation Reservoir	Excavated Tailwater Pit	CuYd	\$1.37
Cass	436	Irrigation Reservoir	HU-Excavated Tailwater Pit	CuYd	\$2.05
Cass	436	Irrigation Reservoir	Plastic tank, less than or equal to 1,000 gallons	Gal	\$1.30
Cass	436	Irrigation Reservoir	HU-Plastic tank, less than or equal to 1,000 gallons	Gal	\$1.96
Cass	441	Irrigation System, Microirrigation	SDI (Subsurface Drip Irrigation)	Ac	\$1,328.60
Cass	441	Irrigation System, Microirrigation	HU-SDI (Subsurface Drip Irrigation)	Ac	\$1,992.89
Cass	441	Irrigation System, Microirrigation	Wp_SD I (Subsurface Drip Irrigation)	Ac	\$1,328.60
Cass	441	Irrigation System, Microirrigation	Small Microirrigation System	SqFt	\$0.66
Cass	441	Irrigation System, Microirrigation	HU-Small Microirrigation System	SqFt	\$0.98
Cass	441	Irrigation System, Microirrigation	Wp_Small Microirrigation System	SqFt	\$0.66
Cass	441	Irrigation System, Microirrigation	Surface PE, with emitters, high tunnel	SqFt	\$0.61
Cass	441	Irrigation System, Microirrigation	HU-Surface PE, with emitters, high tunnel	SqFt	\$0.91
Cass	441	Irrigation System, Microirrigation	Wp_Surface PE, with emitters, high tunnel	SqFt	\$0.61
Cass	441	Irrigation System, Microirrigation	Surface PE, with emitters, trees and shrubs	No	\$2.02
Cass	441	Irrigation System, Microirrigation	HU-Surface PE, with emitters, trees and shrubs	No	\$3.03
Cass	441	Irrigation System, Microirrigation	Wp_Surface PE, with emitters, trees and shrubs	No	\$2.02
Cass	441	Irrigation System, Microirrigation	Surface Tape <5 acres	Ac	\$2,529.43
Cass	441	Irrigation System, Microirrigation	HU-Surface Tape <5 acres	Ac	\$3,794.13
Cass	441	Irrigation System, Microirrigation	Wp_Surface Tape <5 acres	Ac	\$2,529.43
Cass	442	Sprinkler System	Gravity to Pivot Conversion	Ft	\$46.00
Cass	442	Sprinkler System	HU-Gravity to Pivot Conversion	Ft	\$68.99
Cass	442	Sprinkler System	Wp_Gravity to Pivot Conversion	Ft	\$46.00
Cass	442	Sprinkler System	Gravity to Pivot Conversion with VRI	Ft	\$69.58
Cass	442	Sprinkler System	HU-Gravity to Pivot Conversion with VRI	Ft	\$104.37
Cass	442	Sprinkler System	Wp_Gravity to Pivot Conversion with VRI	Ft	\$69.58

County	Code	Practice	Component	Units	Unit Cost
Cass	442	Sprinkler System	Linear Move System	Ft	\$72.64
Cass	442	Sprinkler System	HU-Linear Move System	Ft	\$108.97
Cass	442	Sprinkler System	Wp_Linear Move System	Ft	\$72.64
Cass	442	Sprinkler System	Mobile Drip Irrigation Retrofit, Center Pivot	Lnft	\$9.60
Cass	442	Sprinkler System	HU-Mobile Drip Irrigation Retrofit, Center Pivot	Lnft	\$14.40
Cass	442	Sprinkler System	Wp_Mobile Drip Irrigation Retrofit, Center Pivot	Lnft	\$9.60
Cass	442	Sprinkler System	Small Solid Set, Above Ground Laterals	Ac	\$1,821.30
Cass	442	Sprinkler System	HU-Small Solid Set, Above Ground Laterals	Ac	\$2,731.96
Cass	442	Sprinkler System	Wp_Small Solid Set, Above Ground Laterals	Ac	\$1,821.30
Cass	442	Sprinkler System	System Renovation, Renozzle with Drops	No	\$19.49
Cass	442	Sprinkler System	HU-System Renovation, Renozzle with Drops	No	\$29.22
Cass	442	Sprinkler System	Wp_System Renovation, Renozzle with Drops	No	\$19.49
Cass	442	Sprinkler System	VRI System Retrofit Zone	Ft	\$25.33
Cass	442	Sprinkler System	HU-VRI System Retrofit Zone	Ft	\$38.00
Cass	442	Sprinkler System	Wp_VRI System Retrofit Zone	Ft	\$25.33
Cass	443	Irrigation System, Surface and Subsurface	Aluminum Gated Pipe	Ac	\$158.81
Cass	443	Irrigation System, Surface and Subsurface	HU-Aluminum Gated Pipe	Ac	\$238.21
Cass	443	Irrigation System, Surface and Subsurface	Nutrient Film Technique (NFT)	SqFt	\$5.51
Cass	443	Irrigation System, Surface and Subsurface	HU-Nutrient Film Technique (NFT)	SqFt	\$8.27
Cass	443	Irrigation System, Surface and Subsurface	Polyvinyl Chloride (PVC) Gated Pipe	Ac	\$82.86
Cass	443	Irrigation System, Surface and Subsurface	HU-Polyvinyl Chloride (PVC) Gated Pipe	Ac	\$124.29
Cass	443	Irrigation System, Surface and Subsurface	Surge Valve & Controller	No	\$1,616.83
Cass	443	Irrigation System, Surface and Subsurface	HU-Surge Valve & Controller	No	\$2,425.25
Cass	447	Irrigation and Drainage Tailwater Recovery	Delta Tail Water Pit	CuYd	\$1.53
Cass	447	Irrigation and Drainage Tailwater Recovery	HU-Delta Tail Water Pit	CuYd	\$1.83
Cass	447	Irrigation and Drainage Tailwater Recovery	Drainage Water Recycling	Lnft	\$23.94
Cass	447	Irrigation and Drainage Tailwater Recovery	HU-Drainage Water Recycling	Lnft	\$28.73

County	Code	Practice	Component	Units	Unit Cost
Cass	447	Irrigation and Drainage Tailwater Recovery	Tailwater Collection Structure	InFt	\$3.80
Cass	447	Irrigation and Drainage Tailwater Recovery	HU-Tailwater Collection Structure	InFt	\$4.56
Cass	449	Irrigation Water Management	Basic IWM < 1 acre	No	\$877.06
Cass	449	Irrigation Water Management	HU-Basic IWM < 1 acre	No	\$1,052.48
Cass	449	Irrigation Water Management	Wp_Basic IWM < 1 acre	No	\$1,052.48
Cass	449	Irrigation Water Management	Consulatant Based IWM No Equipment	No	\$584.71
Cass	449	Irrigation Water Management	HU-Consulatant Based IWM No Equipment	No	\$701.65
Cass	449	Irrigation Water Management	Wp_Consulatant Based IWM No Equipment	No	\$701.65
Cass	449	Irrigation Water Management	IWM w weather station	No	\$4,764.25
Cass	449	Irrigation Water Management	HU-IWM w weather station	No	\$5,717.10
Cass	449	Irrigation Water Management	Wp_IWM w weather station	No	\$5,717.10
Cass	449	Irrigation Water Management	IWM, Advanced Technique	No	\$2,504.61
Cass	449	Irrigation Water Management	HU-IWM, Advanced Technique	No	\$3,005.53
Cass	449	Irrigation Water Management	Wp_IWM, Advanced Technique	No	\$3,005.53
Cass	449	Irrigation Water Management	IWM, Advanced Technique Incorporating Precision Irrigation	No	\$3,995.68
Cass	449	Irrigation Water Management	HU-IWM, Advanced Technique Incorporating Precision Irrigation	No	\$4,794.81
Cass	449	Irrigation Water Management	Wp_IWM, Advanced Technique Incorporating Precision Irrigation	No	\$4,794.81
Cass	449	Irrigation Water Management	IWM, Basic Technique	Ac	\$5.34
Cass	449	Irrigation Water Management	HU-IWM, Basic Technique	Ac	\$6.41
Cass	449	Irrigation Water Management	Wp_IWM, Basic Technique	Ac	\$6.41
Cass	449	Irrigation Water Management	IWM, Intermediate Technique, 1st year	No	\$1,631.13
Cass	449	Irrigation Water Management	HU-IWM, Intermediate Technique, 1st year	No	\$1,957.35
Cass	449	Irrigation Water Management	Wp_IWM, Intermediate Technique, 1st year	No	\$1,957.35
Cass	449	Irrigation Water Management	IWM, Intermediate Technique, Subsequent Years	Ac	\$7.11
Cass	449	Irrigation Water Management	HU-IWM, Intermediate Technique, Subsequent Years	Ac	\$8.52
Cass	449	Irrigation Water Management	Wp_IWM, Intermediate Technique, Subsequent Years	Ac	\$8.52
Cass	450	Anionic Polyacrylamide (PAM) Application	PAM Application	Lb	\$3.62

County	Code	Practice	Component	Units	Unit Cost
Cass	450	Anionic Polyacrylamide (PAM) Application	HU-PAM Application	Lb	\$4.35
Cass	460	Land Clearing	Heavy Equipment	Ac	\$905.06
Cass	460	Land Clearing	HU-Heavy Equipment	Ac	\$1,086.08
Cass	460	Land Clearing	Non-Heavy Equipment	Ac	\$917.09
Cass	460	Land Clearing	HU-Non-Heavy Equipment	Ac	\$1,100.51
Cass	462	Precision Land Forming and Smoothing	Heavy Shaping	Ac	\$1,267.69
Cass	462	Precision Land Forming and Smoothing	HU-Heavy Shaping	Ac	\$1,521.22
Cass	462	Precision Land Forming and Smoothing	Land Forming	Ac	\$938.53
Cass	462	Precision Land Forming and Smoothing	HU-Land Forming	Ac	\$1,126.23
Cass	462	Precision Land Forming and Smoothing	Minor Shaping	Ac	\$612.68
Cass	462	Precision Land Forming and Smoothing	HU-Minor Shaping	Ac	\$735.21
Cass	462	Precision Land Forming and Smoothing	Minor Shaping - Field Scale	Ac	\$80.53
Cass	462	Precision Land Forming and Smoothing	HU-Minor Shaping - Field Scale	Ac	\$96.64
Cass	462	Precision Land Forming and Smoothing	Site Stabilization	CuYd	\$2.04
Cass	462	Precision Land Forming and Smoothing	HU-Site Stabilization	CuYd	\$2.46
Cass	462	Precision Land Forming and Smoothing	Terrace Removal	Ft	\$0.65
Cass	462	Precision Land Forming and Smoothing	HU-Terrace Removal	Ft	\$0.78
Cass	464	Irrigation Land Leveling	Irrigation Land Leveling	CuYd	\$1.96
Cass	464	Irrigation Land Leveling	HU-Irrigation Land Leveling	CuYd	\$2.36
Cass	464	Irrigation Land Leveling	Small Scale Irrigation Land Leveling	Ac	\$927.02
Cass	464	Irrigation Land Leveling	HU-Small Scale Irrigation Land Leveling	Ac	\$1,112.43
Cass	468	Lined Waterway or Outlet	Articulated Concrete Block	SqFt	\$9.41
Cass	468	Lined Waterway or Outlet	HU-Articulated Concrete Block	SqFt	\$11.30
Cass	468	Lined Waterway or Outlet	Concrete - NP Reg 1	SqFt	\$7.48
Cass	468	Lined Waterway or Outlet	HU-Concrete - NP Reg 1	SqFt	\$8.98
Cass	468	Lined Waterway or Outlet	Concrete Block	SqFt	\$5.92
Cass	468	Lined Waterway or Outlet	HU-Concrete Block	SqFt	\$7.10

County	Code	Practice	Component	Units	Unit Cost
Cass	468	Lined Waterway or Outlet	Rock Lined, 12 inch	SqFt	\$5.83
Cass	468	Lined Waterway or Outlet	HU-Rock Lined, 12 inch	SqFt	\$7.01
Cass	468	Lined Waterway or Outlet	Rock Lined, 24 in	SqFt	\$12.42
Cass	468	Lined Waterway or Outlet	HU-Rock Lined, 24 in	SqFt	\$14.90
Cass	468	Lined Waterway or Outlet	Splash Pad	SqFt	\$9.42
Cass	468	Lined Waterway or Outlet	HU-Splash Pad	SqFt	\$11.32
Cass	468	Lined Waterway or Outlet	Turf Reinforced Matting	SqFt	\$1.00
Cass	468	Lined Waterway or Outlet	HU-Turf Reinforced Matting	SqFt	\$1.20
Cass	468	Lined Waterway or Outlet	Turf Reinforced Matting, Moderate Stress	SqFt	\$2.35
Cass	468	Lined Waterway or Outlet	HU-Turf Reinforced Matting, Moderate Stress	SqFt	\$2.82
Cass	472	Access Control	Animal exclusion from sensitive areas	Ft	\$0.15
Cass	472	Access Control	HU-Animal exclusion from sensitive areas	Ft	\$0.18
Cass	472	Access Control	Pr_Animal exclusion from sensitive areas	Ft	\$0.18
Cass	472	Access Control	Animal exclusion from sensitive areas (FI)	Ac	\$46.06
Cass	472	Access Control	HU-Animal exclusion from sensitive areas (FI)	Ac	\$46.53
Cass	472	Access Control	Pr_Animal exclusion from sensitive areas (FI)	Ac	\$46.53
Cass	472	Access Control	Trails/Roads Access Control	No	\$660.75
Cass	472	Access Control	HU-Trails/Roads Access Control	No	\$792.90
Cass	472	Access Control	Pr_Trails/Roads Access Control	No	\$792.90
Cass	484	Mulching	Erosion Control Blanket	SqFt	\$0.24
Cass	484	Mulching	HU-Erosion Control Blanket	SqFt	\$0.29
Cass	484	Mulching	Hydromulch	Ac	\$940.58
Cass	484	Mulching	HU-Hydromulch	Ac	\$1,128.69
Cass	484	Mulching	Natural Material, Small Bale	SqFt	\$0.30
Cass	484	Mulching	HU-Natural Material, Small Bale	SqFt	\$0.36
Cass	484	Mulching	Natural Material, Temporary	Ac	\$435.63
Cass	484	Mulching	HU-Natural Material, Temporary	Ac	\$522.75

County	Code	Practice	Component	Units	Unit Cost
Cass	484	Mulching	Synthetic Material	Ac	\$2,766.31
Cass	484	Mulching	HU-Synthetic Material	Ac	\$3,319.57
Cass	484	Mulching	Woven Material, Roll	Ft	\$0.67
Cass	484	Mulching	HU-Woven Material, Roll	Ft	\$0.80
Cass	484	Mulching	Woven Material, Square	No	\$1.14
Cass	484	Mulching	HU-Woven Material, Square	No	\$1.38
Cass	490	Tree/Shrub Site Preparation	Mechanical, Medium	Ac	\$322.63
Cass	490	Tree/Shrub Site Preparation	HU-Mechanical, Medium	Ac	\$387.16
Cass	490	Tree/Shrub Site Preparation	Tree-Shrub Site Prep - small acreage	kSqFt	\$15.32
Cass	490	Tree/Shrub Site Preparation	HU-Tree-Shrub Site Prep - small acreage	kSqFt	\$18.38
Cass	490	Tree/Shrub Site Preparation	Windbreak - Site Preparation	Ac	\$482.07
Cass	490	Tree/Shrub Site Preparation	HU-Windbreak - Site Preparation	Ac	\$578.49
Cass	490	Tree/Shrub Site Preparation	Windbreak, chemical only	Ac	\$123.22
Cass	490	Tree/Shrub Site Preparation	HU-Windbreak, chemical only	Ac	\$147.87
Cass	490	Tree/Shrub Site Preparation	Windbreak/Shelterbelt Renovation - Heavy	Ac	\$8,522.60
Cass	490	Tree/Shrub Site Preparation	HU-Windbreak/Shelterbelt Renovation - Heavy	Ac	\$10,227.12
Cass	500	Obstruction Removal	Removal and Disposal of Brush and Trees <= 6 inch Diameter	Ac	\$1,280.37
Cass	500	Obstruction Removal	HU-Removal and Disposal of Brush and Trees <= 6 inch Diameter	Ac	\$1,536.45
Cass	500	Obstruction Removal	Removal and Disposal of Brush and Trees > 6 inch Diameter	Ac	\$2,240.91
Cass	500	Obstruction Removal	HU-Removal and Disposal of Brush and Trees > 6 inch Diameter	Ac	\$2,689.08
Cass	500	Obstruction Removal	Removal and Disposal of Fence, Feedlot	Ft	\$5.07
Cass	500	Obstruction Removal	HU-Removal and Disposal of Fence, Feedlot	Ft	\$6.08
Cass	500	Obstruction Removal	Removal and Disposal of Fence, landscape	Ft	\$1.23
Cass	500	Obstruction Removal	HU-Removal and Disposal of Fence, landscape	Ft	\$1.49
Cass	500	Obstruction Removal	Removal and disposal of heavy scattered debris	SqFt	\$1.22
Cass	500	Obstruction Removal	HU-Removal and disposal of heavy scattered debris	SqFt	\$1.47
Cass	500	Obstruction Removal	Removal and disposal of individual landscape structures	SqFt	\$10.86

County	Code	Practice	Component	Units	Unit Cost
Cass	500	Obstruction Removal	HU-Removal and disposal of individual landscape structures	SqFt	\$13.03
Cass	500	Obstruction Removal	Removal and disposal of light sand and flood sediment > 30 inches	Ac	\$3,898.56
Cass	500	Obstruction Removal	HU-Removal and disposal of light sand and flood sediment > 30 inches	Ac	\$4,678.28
Cass	500	Obstruction Removal	Removal and disposal of light sand and flood sediment 12-30 inches	Ac	\$2,713.13
Cass	500	Obstruction Removal	HU-Removal and disposal of light sand and flood sediment 12-30 inches	Ac	\$3,255.75
Cass	500	Obstruction Removal	Removal and disposal of light scattered debris	Ac	\$408.08
Cass	500	Obstruction Removal	HU-Removal and disposal of light scattered debris	Ac	\$489.69
Cass	500	Obstruction Removal	Removal and Disposal of Power Lines and Poles	Ft	\$3.55
Cass	500	Obstruction Removal	HU-Removal and Disposal of Power Lines and Poles	Ft	\$4.26
Cass	500	Obstruction Removal	Removal and Disposal of Rock and or Boulders	CuYd	\$118.80
Cass	500	Obstruction Removal	HU-Removal and Disposal of Rock and or Boulders	CuYd	\$142.56
Cass	500	Obstruction Removal	Removal and Disposal of Steel and or Concrete Structures	SqFt	\$11.76
Cass	500	Obstruction Removal	HU-Removal and Disposal of Steel and or Concrete Structures	SqFt	\$14.12
Cass	500	Obstruction Removal	Removal and Disposal of Wood Structures	SqFt	\$6.41
Cass	500	Obstruction Removal	HU-Removal and Disposal of Wood Structures	SqFt	\$7.70
Cass	511	Forage Harvest Management	Improved Forage Quality	Ac	\$4.24
Cass	511	Forage Harvest Management	HU-Improved Forage Quality	Ac	\$5.08
Cass	512	Pasture and Hay Planting	Bermuda Grass Establishment-Sprigging with fertilizer	Ac	\$168.68
Cass	512	Pasture and Hay Planting	HU-Bermuda Grass Establishment-Sprigging with fertilizer	Ac	\$202.41
Cass	512	Pasture and Hay Planting	Wp_Bermuda Grass Establishment-Sprigging with fertilizer	Ac	\$168.68
Cass	512	Pasture and Hay Planting	Bermuda Grass Establishment-Sprigging with fertilizer and lime	Ac	\$228.94
Cass	512	Pasture and Hay Planting	HU-Bermuda Grass Establishment-Sprigging with fertilizer and lime	Ac	\$274.72
Cass	512	Pasture and Hay Planting	Wp_Bermuda Grass Establishment-Sprigging with fertilizer and lime	Ac	\$228.94
Cass	512	Pasture and Hay Planting	Introduced Perennial & Native Grass Mix	Ac	\$107.78
Cass	512	Pasture and Hay Planting	HU-Introduced Perennial & Native Grass Mix	Ac	\$129.33
Cass	512	Pasture and Hay Planting	Wp_Introduced Perennial & Native Grass Mix	Ac	\$107.78
Cass	512	Pasture and Hay Planting	Introduced Perennial & Native Grass Mix, foregone income	Ac	\$334.11

County	Code	Practice	Component	Units	Unit Cost
Cass	512	Pasture and Hay Planting	HU-Introduced Perennial & Native Grass Mix, foregone income	Ac	\$355.66
Cass	512	Pasture and Hay Planting	Wp_Introduced Perennial & Native Grass Mix, foregone income	Ac	\$334.11
Cass	512	Pasture and Hay Planting	Introduced Perennial Grasses with lime application	Ac	\$130.02
Cass	512	Pasture and Hay Planting	HU-Introduced Perennial Grasses with lime application	Ac	\$156.03
Cass	512	Pasture and Hay Planting	Wp_Introduced Perennial Grasses with lime application	Ac	\$130.02
Cass	512	Pasture and Hay Planting	Introduced Perennial Grasses-Legume	Ac	\$69.76
Cass	512	Pasture and Hay Planting	HU-Introduced Perennial Grasses-Legume	Ac	\$83.72
Cass	512	Pasture and Hay Planting	Wp_Introduced Perennial Grasses-Legume	Ac	\$69.76
Cass	512	Pasture and Hay Planting	Introduced Perennial Grasses-Legume, foregone income	Ac	\$296.09
Cass	512	Pasture and Hay Planting	HU-Introduced Perennial Grasses-Legume, foregone income	Ac	\$310.04
Cass	512	Pasture and Hay Planting	Wp_Introduced Perennial Grasses-Legume, foregone income	Ac	\$296.09
Cass	512	Pasture and Hay Planting	Native Perennial Grasses, multi species	Ac	\$152.62
Cass	512	Pasture and Hay Planting	HU-Native Perennial Grasses, multi species	Ac	\$183.14
Cass	512	Pasture and Hay Planting	Wp_Native Perennial Grasses, multi species	Ac	\$152.62
Cass	512	Pasture and Hay Planting	Native Perennial Grasses, multi species, forgone income	Ac	\$378.95
Cass	512	Pasture and Hay Planting	HU-Native Perennial Grasses, multi species, forgone income	Ac	\$409.47
Cass	512	Pasture and Hay Planting	Wp_Native Perennial Grasses, multi species, forgone income	Ac	\$378.95
Cass	516	Livestock Pipeline	Backhoe, 2 inch dia. or less	Ft	\$5.87
Cass	516	Livestock Pipeline	HU-Backhoe, 2 inch dia. or less	Ft	\$7.04
Cass	516	Livestock Pipeline	Boring, any diameter	Ft	\$69.69
Cass	516	Livestock Pipeline	HU-Boring, any diameter	Ft	\$83.63
Cass	516	Livestock Pipeline	HDPE (Iron Pipe Size and Tubing), Small Scale	Lb	\$53.48
Cass	516	Livestock Pipeline	HU-HDPE (Iron Pipe Size and Tubing), Small Scale	Lb	\$64.17
Cass	516	Livestock Pipeline	Rural Water Connection Equipment	No	\$4,499.36
Cass	516	Livestock Pipeline	HU-Rural Water Connection Equipment	No	\$5,399.24
Cass	516	Livestock Pipeline	Shallow or Above Ground Pipeline, any diameter	Ft	\$2.66
Cass	516	Livestock Pipeline	HU-Shallow or Above Ground Pipeline, any diameter	Ft	\$3.20

County	Code	Practice	Component	Units	Unit Cost
Cass	516	Livestock Pipeline	Standard Installation, 2 inch dia. or less (KS/NE)	Ft	\$2.70
Cass	516	Livestock Pipeline	HU-Standard Installation, 2 inch dia. or less (KS/NE)	Ft	\$3.24
Cass	516	Livestock Pipeline	Standard Installation, 2 inch dia. or less (ND-SD)	Ft	\$3.36
Cass	516	Livestock Pipeline	HU-Standard Installation, 2 inch dia. or less (ND-SD)	Ft	\$4.02
Cass	516	Livestock Pipeline	Standard Installation, greater than 2 inch dia.	Ft	\$4.08
Cass	516	Livestock Pipeline	HU-Standard Installation, greater than 2 inch dia.	Ft	\$4.88
Cass	516	Livestock Pipeline	Surface HDPE (Iron Pipe Size and Tubing), Small Scale	Lb	\$17.31
Cass	516	Livestock Pipeline	HU-Surface HDPE (Iron Pipe Size and Tubing), Small Scale	Lb	\$20.77
Cass	520	Pond Sealing or Lining, Compacted Soil Treatment	Material haul > 1 mile	CuYd	\$11.21
Cass	520	Pond Sealing or Lining, Compacted Soil Treatment	HU- Material haul > 1 mile	CuYd	\$13.46
Cass	520	Pond Sealing or Lining, Compacted Soil Treatment	Bentonite Treatment - Covered	CuYd	\$66.39
Cass	520	Pond Sealing or Lining, Compacted Soil Treatment	HU-Bentonite Treatment - Covered	CuYd	\$79.66
Cass	520	Pond Sealing or Lining, Compacted Soil Treatment	Bentonite Treatment - Uncovered	CuYd	\$129.62
Cass	520	Pond Sealing or Lining, Compacted Soil Treatment	HU-Bentonite Treatment - Uncovered	CuYd	\$155.53
Cass	520	Pond Sealing or Lining, Compacted Soil Treatment	Soil Dispersant - Covered	CuYd	\$5.87
Cass	520	Pond Sealing or Lining, Compacted Soil Treatment	HU-Soil Dispersant - Covered	CuYd	\$7.04
Cass	520	Pond Sealing or Lining, Compacted Soil Treatment	Use On-Site Material	CuYd	\$6.51
Cass	520	Pond Sealing or Lining, Compacted Soil Treatment	HU-Use On-Site Material	CuYd	\$7.82
Cass	520	Pond Sealing or Lining, Compacted Soil Treatment	Use On-Site Material with Soil Cover	CuYd	\$5.26
Cass	520	Pond Sealing or Lining, Compacted Soil Treatment	HU-Use On-Site Material with Soil Cover	CuYd	\$6.31
Cass	521	Pond Sealing or Lining, Geomembrane or Geosynthetic Clay Liner	Flexible Membrane - Covered with liner drainage or venting	SqYd	\$16.26
Cass	521	Pond Sealing or Lining, Geomembrane or Geosynthetic Clay Liner	HU-Flexible Membrane - Covered with liner drainage or venting	SqYd	\$19.51
Cass	521	Pond Sealing or Lining, Geomembrane or Geosynthetic Clay Liner	Flexible Membrane - Uncovered with liner drainage or venting	SqYd	\$15.08
Cass	521	Pond Sealing or Lining, Geomembrane or Geosynthetic Clay Liner	HU-Flexible Membrane - Uncovered with liner drainage or venting	SqYd	\$18.10

County	Code	Practice	Component	Units	Unit Cost
Cass	528	Prescribed Grazing	Cover Crop/Aftermath	Ac	\$7.05
Cass	528	Prescribed Grazing	HU-Cover Crop/Aftermath	Ac	\$8.46
Cass	528	Prescribed Grazing	Grazing Management, Adaptive	Ac	\$14.96
Cass	528	Prescribed Grazing	HU-Grazing Management, Adaptive	Ac	\$17.94
Cass	528	Prescribed Grazing	Grazing Management, Adaptive + Monitoring	Ac	\$20.14
Cass	528	Prescribed Grazing	HU-Grazing Management, Adaptive + Monitoring	Ac	\$24.17
Cass	528	Prescribed Grazing	Grazing Management, Basic	Ac	\$8.75
Cass	528	Prescribed Grazing	HU-Grazing Management, Basic	Ac	\$10.50
Cass	528	Prescribed Grazing	Livestock Deferment (FI)	Ac	\$46.06
Cass	528	Prescribed Grazing	HU-Livestock Deferment (FI)	Ac	\$46.53
Cass	528	Prescribed Grazing	Livestock Deferment (FI) High Production Sites	Ac	\$59.86
Cass	528	Prescribed Grazing	HU-Livestock Deferment (FI) High Production Sites	Ac	\$60.33
Cass	528	Prescribed Grazing	Prescribed Grazing Management, 5 acres or less	Ac	\$218.37
Cass	528	Prescribed Grazing	HU-Prescribed Grazing Management, 5 acres or less	Ac	\$262.04
Cass	528	Prescribed Grazing	Small Ranch Unit	Ac	\$27.26
Cass	528	Prescribed Grazing	HU-Small Ranch Unit	Ac	\$32.71
Cass	528	Prescribed Grazing	Virtual Fence Adaptive Management, Years 2-5	No	\$61.16
Cass	528	Prescribed Grazing	HU-Virtual Fence Adaptive Management, Years 2-5	No	\$73.38
Cass	533	Pumping Plant	Irrigation, Modify Pump	No	\$21,445.30
Cass	533	Pumping Plant	HU-Irrigation, Modify Pump	No	\$32,167.94
Cass	533	Pumping Plant	Wp_Irrigation, Modify Pump	No	\$21,445.30
Cass	533	Pumping Plant	Irrigation, Submersible or Booster	No	\$8,172.69
Cass	533	Pumping Plant	HU-Irrigation, Submersible or Booster	No	\$12,259.04
Cass	533	Pumping Plant	Wp_Irrigation, Submersible or Booster	No	\$8,172.69
Cass	533	Pumping Plant	irrigation, Surface Water	No	\$11,575.87
Cass	533	Pumping Plant	HU-irrigation, Surface Water	No	\$17,363.82
Cass	533	Pumping Plant	Wp_irrigation, Surface Water	No	\$11,575.87

County	Code	Practice	Component	Units	Unit Cost
Cass	533	Pumping Plant	Irrigation, Surface Water with Fish Screen	No	\$16,688.97
Cass	533	Pumping Plant	HU-Irrigation, Surface Water with Fish Screen	No	\$25,033.46
Cass	533	Pumping Plant	Wp_Irrigation, Surface Water with Fish Screen	No	\$16,688.97
Cass	533	Pumping Plant	Irrigation, Variable Frequency Drive	No	\$3,779.71
Cass	533	Pumping Plant	HU-Irrigation, Variable Frequency Drive	No	\$5,669.58
Cass	533	Pumping Plant	Wp_Irrigation, Variable Frequency Drive	No	\$3,779.71
Cass	533	Pumping Plant	Livestock, Manure Transfer	No	\$20,619.06
Cass	533	Pumping Plant	HU-Livestock, Manure Transfer	No	\$24,742.86
Cass	533	Pumping Plant	Wp_Livestock, Manure Transfer	No	\$20,619.06
Cass	533	Pumping Plant	Livestock, Manure Transfer, Low HP, No Vault	No	\$4,349.00
Cass	533	Pumping Plant	HU-Livestock, Manure Transfer, Low HP, No Vault	No	\$5,218.79
Cass	533	Pumping Plant	Wp_Livestock, Manure Transfer, Low HP, No Vault	No	\$4,349.00
Cass	533	Pumping Plant	Livestock, Variable Frequency Drive	No	\$5,225.25
Cass	533	Pumping Plant	HU-Livestock, Variable Frequency Drive	No	\$6,270.30
Cass	533	Pumping Plant	Wp_Livestock, Variable Frequency Drive	No	\$5,225.25
Cass	533	Pumping Plant	Livestock, w/ Pressure Tank, Low HP	No	\$5,098.77
Cass	533	Pumping Plant	HU-Livestock, w/ Pressure Tank, Low HP	No	\$6,118.53
Cass	533	Pumping Plant	Wp_Livestock, w/ Pressure Tank, Low HP	No	\$5,098.77
Cass	533	Pumping Plant	Livestock, w/ Pressure Tank, No Vault, Low HP	No	\$2,832.75
Cass	533	Pumping Plant	HU-Livestock, w/ Pressure Tank, No Vault, Low HP	No	\$3,399.29
Cass	533	Pumping Plant	Wp_Livestock, w/ Pressure Tank, No Vault, Low HP	No	\$2,832.75
Cass	533	Pumping Plant	Livestock, With Pressure Tank, High HP	HP	\$2,465.28
Cass	533	Pumping Plant	HU-Livestock, With Pressure Tank, High HP	HP	\$2,958.34
Cass	533	Pumping Plant	Wp_Livestock, With Pressure Tank, High HP	HP	\$2,465.28
Cass	533	Pumping Plant	Livestock, without Pressure Tank (HP)	HP	\$2,111.54
Cass	533	Pumping Plant	HU-Livestock, without Pressure Tank (HP)	HP	\$2,533.83
Cass	533	Pumping Plant	Wp_Livestock, without Pressure Tank (HP)	HP	\$2,111.54

County	Code	Practice	Component	Units	Unit Cost
Cass	533	Pumping Plant	Photovoltaic-Powered Pump, <4 kW	Kw	\$6,956.66
Cass	533	Pumping Plant	HU-Photovoltaic-Powered Pump, <4 kW	Kw	\$8,347.99
Cass	533	Pumping Plant	Wp_Photovoltaic-Powered Pump, <4 kW	Kw	\$6,956.66
Cass	533	Pumping Plant	Solar-Powered Pump 1hp	No	\$6,403.08
Cass	533	Pumping Plant	HU-Solar-Powered Pump 1hp	No	\$7,683.69
Cass	533	Pumping Plant	Wp_Solar-Powered Pump 1hp	No	\$6,403.08
Cass	533	Pumping Plant	Variable Frequency Drive	BHP	\$104.73
Cass	533	Pumping Plant	HU-Variable Frequency Drive	BHP	\$125.68
Cass	533	Pumping Plant	Wp_Variable Frequency Drive	BHP	\$104.73
Cass	533	Pumping Plant	Windmill-Powered Pump	Ft	\$1,071.98
Cass	533	Pumping Plant	HU-Windmill-Powered Pump	Ft	\$1,286.39
Cass	533	Pumping Plant	Wp_Windmill-Powered Pump	Ft	\$1,071.98
Cass	550	Range Planting	Native Perennial, Conversion from Dryland Cropland, with FI	Ac	\$394.66
Cass	550	Range Planting	HU-Native Perennial, Conversion from Dryland Cropland, with FI	Ac	\$428.32
Cass	550	Range Planting	Wp_Native Perennial, Conversion from Dryland Cropland, with FI	Ac	\$394.66
Cass	550	Range Planting	Native -Wildlife or Pollinator	Ac	\$113.08
Cass	550	Range Planting	HU-Native -Wildlife or Pollinator	Ac	\$135.69
Cass	550	Range Planting	Wp_Native -Wildlife or Pollinator	Ac	\$113.08
Cass	550	Range Planting	Native, Heavy Prep	Ac	\$170.29
Cass	550	Range Planting	HU-Native, Heavy Prep	Ac	\$204.34
Cass	550	Range Planting	Wp_Native, Heavy Prep	Ac	\$170.29
Cass	550	Range Planting	Native, Standard Prep	Ac	\$152.62
Cass	550	Range Planting	HU-Native, Standard Prep	Ac	\$183.14
Cass	550	Range Planting	Wp_Native, Standard Prep	Ac	\$152.62
Cass	550	Range Planting	Native, Standard Prep (FI)	Ac	\$198.63
Cass	550	Range Planting	HU-Native, Standard Prep (FI)	Ac	\$229.15
Cass	550	Range Planting	Wp_Native, Standard Prep (FI)	Ac	\$198.63

County	Code	Practice	Component	Units	Unit Cost
Cass	550	Range Planting	Native, Wildlife, or Pollinator (FI)	Ac	\$268.92
Cass	550	Range Planting	HU-Native, Wildlife, or Pollinator (FI)	Ac	\$313.49
Cass	550	Range Planting	Wp_Native, Wildlife, or Pollinator (FI)	Ac	\$268.92
Cass	554	Drainage Water Management	Automated Drainage Water Management	Ac	\$7.14
Cass	554	Drainage Water Management	HU-Automated Drainage Water Management	Ac	\$8.56
Cass	554	Drainage Water Management	Drainage Water Management (DWM)	No	\$101.96
Cass	554	Drainage Water Management	HU-Drainage Water Management (DWM)	No	\$122.36
Cass	558	Roof Runoff Structure	Roof Gutter	Ft	\$4.44
Cass	558	Roof Runoff Structure	HU-Roof Gutter	Ft	\$5.33
Cass	558	Roof Runoff Structure	Trench Drain	Ft	\$11.20
Cass	558	Roof Runoff Structure	HU-Trench Drain	Ft	\$13.45
Cass	560	Access Road	New 6 inch gravel road with Geotextile, less than 2.5 Ft.	Ft	\$14.15
Cass	560	Access Road	HU-New 6 inch gravel road with Geotextile, less than 2.5 Ft.	Ft	\$16.98
Cass	561	Heavy Use Area Protection	Reinforced Concrete with sand or gravel foundation - cubic yard - NP Region	CuYd	\$481.85
Cass	561	Heavy Use Area Protection	HU-Reinforced Concrete with sand or gravel foundation - cubic yard - NP Region	CuYd	\$578.21
Cass	561	Heavy Use Area Protection	Rock/Gravel	CuYd	\$24.03
Cass	561	Heavy Use Area Protection	HU-Rock/Gravel	CuYd	\$28.84
Cass	561	Heavy Use Area Protection	Rock/Gravel on Geotextile - cubic yard - NP Region	CuYd	\$54.40
Cass	561	Heavy Use Area Protection	HU-Rock/Gravel on Geotextile - cubic yard - NP Region	CuYd	\$65.28
Cass	561	Heavy Use Area Protection	Rock/Gravel-GeoCell-Geotextile	SqFt	\$3.51
Cass	561	Heavy Use Area Protection	HU-Rock/Gravel-GeoCell-Geotextile	SqFt	\$4.21
Cass	570	Stormwater Runoff Control	Rain Garden, 750 sqft or less	SqFt	\$1.62
Cass	570	Stormwater Runoff Control	HU-Rain Garden, 750 sqft or less	SqFt	\$1.94
Cass	574	Spring Development	Spring Development	No	\$5,077.02
Cass	574	Spring Development	HU-Spring Development	No	\$6,092.43
Cass	575	Trails and Walkways	Earthfill Walkway, 4 Ft high or less	Ft	\$11.51

County	Code	Practice	Component	Units	Unit Cost
Cass	575	Trails and Walkways	HU-Earthfill Walkway, 4 Ft high or less	Ft	\$13.80
Cass	575	Trails and Walkways	Earthfill Walkway, Higher than 4 Ft.	Ft	\$22.20
Cass	575	Trails and Walkways	HU-Earthfill Walkway, Higher than 4 Ft.	Ft	\$26.64
Cass	575	Trails and Walkways	Wood Chips, Walkway, 1000 sqft or less	SqFt	\$1.68
Cass	575	Trails and Walkways	HU-Wood Chips, Walkway, 1000 sqft or less	SqFt	\$2.01
Cass	576	Livestock Shelter Structure	Permanent Fabricated Wind Shelter, equal to or greater than 8 foot	Ft	\$34.58
Cass	576	Livestock Shelter Structure	HU-Permanent Fabricated Wind Shelter, equal to or greater than 8 foot	Ft	\$41.50
Cass	576	Livestock Shelter Structure	Portable Fabricated Wind Shelter, equal to or greater than 8 foot	Ft	\$37.69
Cass	576	Livestock Shelter Structure	HU-Portable Fabricated Wind Shelter, equal to or greater than 8 foot	Ft	\$45.23
Cass	576	Livestock Shelter Structure	Portable Shade Structure	SqFt	\$5.23
Cass	576	Livestock Shelter Structure	HU-Portable Shade Structure	SqFt	\$6.27
Cass	578	Stream Crossing	Bridge	SqFt	\$68.09
Cass	578	Stream Crossing	HU-Bridge	SqFt	\$81.72
Cass	578	Stream Crossing	Culvert installation	DialnFt	\$3.37
Cass	578	Stream Crossing	HU-Culvert installation	DialnFt	\$4.04
Cass	578	Stream Crossing	Low water crossing, concrete slab	SqFt	\$11.68
Cass	578	Stream Crossing	HU-Low water crossing, concrete slab	SqFt	\$14.02
Cass	578	Stream Crossing	Low water crossing, geocell	SqFt	\$5.17
Cass	578	Stream Crossing	HU-Low water crossing, geocell	SqFt	\$6.21
Cass	578	Stream Crossing	Low water crossing, rock armor	SqFt	\$7.70
Cass	578	Stream Crossing	HU-Low water crossing, rock armor	SqFt	\$9.24
Cass	580	Streambank and Shoreline Protection	Bioengineered	Ft	\$28.51
Cass	580	Streambank and Shoreline Protection	HU-Bioengineered	Ft	\$34.21
Cass	580	Streambank and Shoreline Protection	Bioengineering with High Earthwork Volume	Lnft	\$100.58
Cass	580	Streambank and Shoreline Protection	HU-Bioengineering with High Earthwork Volume	Lnft	\$120.70
Cass	580	Streambank and Shoreline Protection	Gabion	Ft	\$509.88
Cass	580	Streambank and Shoreline Protection	HU-Gabion	Ft	\$611.86

County	Code	Practice	Component	Units	Unit Cost
Cass	580	Streambank and Shoreline Protection	Rock Riprap	CuYd	\$129.10
Cass	580	Streambank and Shoreline Protection	HU-Rock Riprap	CuYd	\$154.92
Cass	580	Streambank and Shoreline Protection	Shaping	Ft	\$8.33
Cass	580	Streambank and Shoreline Protection	HU-Shaping	Ft	\$10.00
Cass	580	Streambank and Shoreline Protection	Structural, Toewood w/VESL	Lnft	\$113.62
Cass	580	Streambank and Shoreline Protection	HU-Structural, Toewood w/VESL	Lnft	\$136.35
Cass	582	Open Channel	Excavate & Fill	CuYd	\$2.64
Cass	582	Open Channel	HU-Excavate & Fill	CuYd	\$3.17
Cass	584	Channel Bed Stabilization	Bio-engineering	SqFt	\$3.68
Cass	584	Channel Bed Stabilization	HU-Bio-engineering	SqFt	\$4.41
Cass	584	Channel Bed Stabilization	Log and Boulder Check Dam	Lnft	\$1,638.42
Cass	584	Channel Bed Stabilization	HU-Log and Boulder Check Dam	Lnft	\$1,966.11
Cass	584	Channel Bed Stabilization	Rock Structure for Deeply Incised Channel	CuYd	\$157.32
Cass	584	Channel Bed Stabilization	HU-Rock Structure for Deeply Incised Channel	CuYd	\$188.78
Cass	584	Channel Bed Stabilization	Wood structures	No	\$3,975.43
Cass	584	Channel Bed Stabilization	HU-Wood structures	No	\$4,770.52
Cass	585	Stripcropping	Erosion, Wind and Water	Ac	\$1.84
Cass	585	Stripcropping	HU-Erosion, Wind and Water	Ac	\$2.20
Cass	587	Structure for Water Control	Automated DWM Control Structure, 12 to 18 inch diameter pipe	No	\$9,282.37
Cass	587	Structure for Water Control	HU-Automated DWM Control Structure, 12 to 18 inch diameter pipe	No	\$11,138.84
Cass	587	Structure for Water Control	Wp_Automated DWM Control Structure, 12 to 18 inch diameter pipe	No	\$9,282.37
Cass	587	Structure for Water Control	Automated DWM Control Structure, 6 to 10 inch diameter pipe	No	\$5,520.92
Cass	587	Structure for Water Control	HU-Automated DWM Control Structure, 6 to 10 inch diameter pipe	No	\$6,625.10
Cass	587	Structure for Water Control	Wp_Automated DWM Control Structure, 6 to 10 inch diameter pipe	No	\$5,520.92
Cass	587	Structure for Water Control	Automation Retrofit to Manual Drainage Water Management Control Structure	No	\$4,547.68
Cass	587	Structure for Water Control	HU-Automation Retrofit to Manual Drainage Water Management Control Structure	No	\$5,457.21

County	Code	Practice	Component	Units	Unit Cost
Cass	587	Structure for Water Control	Wp_Automation Retrofit to Manual Drainage Water Management Control Structure	No	\$4,547.68
Cass	587	Structure for Water Control	Buried Automatic Valve	No	\$852.73
Cass	587	Structure for Water Control	HU-Buried Automatic Valve	No	\$1,023.28
Cass	587	Structure for Water Control	Wp_Buried Automatic Valve	No	\$852.73
Cass	587	Structure for Water Control	Commercial Inline Flashboard Riser - NP Reg 1	DialnFt	\$4.16
Cass	587	Structure for Water Control	HU-Commercial Inline Flashboard Riser - NP Reg 1	DialnFt	\$4.99
Cass	587	Structure for Water Control	Wp_Commercial Inline Flashboard Riser - NP Reg 1	DialnFt	\$4.16
Cass	587	Structure for Water Control	Culvert <30 inches CMP - NP Reg 1	DialnFt	\$6.20
Cass	587	Structure for Water Control	HU-Culvert <30 inches CMP - NP Reg 1	DialnFt	\$7.44
Cass	587	Structure for Water Control	Wp_Culvert <30 inches CMP - NP Reg 1	DialnFt	\$6.20
Cass	587	Structure for Water Control	Culvert <30 inches HDPE - NP Reg 1	DialnFt	\$5.70
Cass	587	Structure for Water Control	HU-Culvert <30 inches HDPE - NP Reg 1	DialnFt	\$6.85
Cass	587	Structure for Water Control	Wp_Culvert <30 inches HDPE - NP Reg 1	DialnFt	\$5.70
Cass	587	Structure for Water Control	Earth Check	No	\$1,047.97
Cass	587	Structure for Water Control	HU-Earth Check	No	\$1,257.56
Cass	587	Structure for Water Control	Wp_Earth Check	No	\$1,047.97
Cass	587	Structure for Water Control	Flow Meter with Electronic Index & Telemetry	In	\$298.16
Cass	587	Structure for Water Control	HU-Flow Meter with Electronic Index & Telemetry	In	\$447.24
Cass	587	Structure for Water Control	Wp_Flow Meter with Electronic Index & Telemetry	In	\$298.16
Cass	587	Structure for Water Control	Flow Meter with Mechanical Index	In	\$113.86
Cass	587	Structure for Water Control	HU-Flow Meter with Mechanical Index	In	\$170.79
Cass	587	Structure for Water Control	Wp_Flow Meter with Mechanical Index	In	\$113.86
Cass	587	Structure for Water Control	Inlet Flashboard Riser, Metal	DialnFt	\$3.85
Cass	587	Structure for Water Control	HU-Inlet Flashboard Riser, Metal	DialnFt	\$4.63
Cass	587	Structure for Water Control	Wp_Inlet Flashboard Riser, Metal	DialnFt	\$3.85
Cass	587	Structure for Water Control	Inline Flashboard Riser, Metal	DialnFt	\$3.98

County	Code	Practice	Component	Units	Unit Cost
Cass	587	Structure for Water Control	HU-Inline Flashboard Riser, Metal	DialnFt	\$4.78
Cass	587	Structure for Water Control	Wp_Inline Flashboard Riser, Metal	DialnFt	\$3.98
Cass	587	Structure for Water Control	Rock Check	No	\$1,913.99
Cass	587	Structure for Water Control	HU-Rock Check	No	\$2,296.79
Cass	587	Structure for Water Control	Wp_Rock Check	No	\$1,913.99
Cass	587	Structure for Water Control	Slide Gate - Flood Dike	Ft	\$64.94
Cass	587	Structure for Water Control	HU-Slide Gate - Flood Dike	Ft	\$77.93
Cass	587	Structure for Water Control	Wp_Slide Gate - Flood Dike	Ft	\$77.93
Cass	590	Nutrient Management	Adaptive NM	No	\$2,397.87
Cass	590	Nutrient Management	HU-Adaptive NM	No	\$2,877.44
Cass	590	Nutrient Management	Pr_Adaptive NM	No	\$2,877.44
Cass	590	Nutrient Management	Wp_Adaptive NM	No	\$2,397.87
Cass	590	Nutrient Management	Nutrient Management	Ac	\$30.33
Cass	590	Nutrient Management	HU-Nutrient Management	Ac	\$36.39
Cass	590	Nutrient Management	Pr_Nutrient Management	Ac	\$36.39
Cass	590	Nutrient Management	Wp_Nutrient Management	Ac	\$30.33
Cass	590	Nutrient Management	Precision Nutrient Application	Ac	\$63.54
Cass	590	Nutrient Management	HU-Precision Nutrient Application	Ac	\$76.24
Cass	590	Nutrient Management	Pr_Precision Nutrient Application	Ac	\$76.24
Cass	590	Nutrient Management	Wp_Precision Nutrient Application	Ac	\$63.54
Cass	590	Nutrient Management	Prescription Nutrient Efficiency	Ac	\$46.38
Cass	590	Nutrient Management	HU-Prescription Nutrient Efficiency	Ac	\$55.66
Cass	590	Nutrient Management	Pr_Prescription Nutrient Efficiency	Ac	\$55.66
Cass	590	Nutrient Management	Wp_Prescription Nutrient Efficiency	Ac	\$46.38
Cass	590	Nutrient Management	Small Scale Basic Nutrient Management	kSqFt	\$28.07
Cass	590	Nutrient Management	HU-Small Scale Basic Nutrient Management	kSqFt	\$33.68
Cass	590	Nutrient Management	Pr_Small Scale Basic Nutrient Management	kSqFt	\$33.68

County	Code	Practice	Component	Units	Unit Cost
Cass	590	Nutrient Management	Wp_Small Scale Basic Nutrient Management	kSqFt	\$28.07
Cass	592	Feed Management	Animal Group	No	\$3,304.53
Cass	592	Feed Management	HU-Animal Group	No	\$3,965.44
Cass	592	Feed Management	Enteric Methane Reduction	No	\$145.21
Cass	592	Feed Management	HU-Enteric Methane Reduction	No	\$174.25
Cass	592	Feed Management	Feed Additive	AU	\$52.80
Cass	592	Feed Management	HU-Feed Additive	AU	\$63.36
Cass	595	Pest Management Conservation System	Basic IPM Field Crops - Herbicide Substitution	Ac	\$27.15
Cass	595	Pest Management Conservation System	HU-Basic IPM Field Crops - Herbicide Substitution	Ac	\$32.58
Cass	595	Pest Management Conservation System	Pr_Basic IPM Field Crops - Herbicide Substitution	Ac	\$32.58
Cass	595	Pest Management Conservation System	Wp_Basic IPM Field Crops - Herbicide Substitution	Ac	\$27.15
Cass	595	Pest Management Conservation System	Pest Management Precision Ag	Ac	\$50.20
Cass	595	Pest Management Conservation System	HU-Pest Management Precision Ag	Ac	\$60.23
Cass	595	Pest Management Conservation System	Pr_Pest Management Precision Ag	Ac	\$60.23
Cass	595	Pest Management Conservation System	Wp_Pest Management Precision Ag	Ac	\$50.20
Cass	595	Pest Management Conservation System	Plant Health PAMS (acs) Low labor only	Ac	\$12.63
Cass	595	Pest Management Conservation System	HU-Plant Health PAMS (acs) Low labor only	Ac	\$15.16
Cass	595	Pest Management Conservation System	Pr_Plant Health PAMS (acs) Low labor only	Ac	\$15.16
Cass	595	Pest Management Conservation System	Wp_Plant Health PAMS (acs) Low labor only	Ac	\$12.63
Cass	595	Pest Management Conservation System	Plant Health PAMS (acs) Low Labor, materials and mitigation.	Ac	\$46.90
Cass	595	Pest Management Conservation System	HU-Plant Health PAMS (acs) Low Labor, materials and mitigation.	Ac	\$56.27
Cass	595	Pest Management Conservation System	Pr_Plant Health PAMS (acs) Low Labor, materials and mitigation.	Ac	\$56.27
Cass	595	Pest Management Conservation System	Wp_Plant Health PAMS (acs) Low Labor, materials and mitigation.	Ac	\$46.90
Cass	595	Pest Management Conservation System	Plant health PAMS (Small Farm - each) labor only	No	\$474.49
Cass	595	Pest Management Conservation System	HU-Plant health PAMS (Small Farm - each) labor only	No	\$569.38
Cass	595	Pest Management Conservation System	Pr_Plant health PAMS (Small Farm - each) labor only	No	\$569.38
Cass	595	Pest Management Conservation System	Wp_Plant health PAMS (Small Farm - each) labor only	No	\$474.49

County	Code	Practice	Component	Units	Unit Cost
Cass	595	Pest Management Conservation System	Water Quality Pesticide Mitigation > 30 Point AND/OR Beneficial Insect Pesticide Mitigation	Ac	\$52.92
Cass	595	Pest Management Conservation System	HU-Water Quality Pesticide Mitigation > 30 Point AND/OR Beneficial Insect Pesticide Mitigation	Ac	\$63.50
Cass	595	Pest Management Conservation System	Pr_Water Quality Pesticide Mitigation > 30 Point AND/OR Beneficial Insect Pesticide Mitigation	Ac	\$63.50
Cass	595	Pest Management Conservation System	Wp_Water Quality Pesticide Mitigation > 30 Point AND/OR Beneficial Insect Pesticide Mitigation	Ac	\$52.92
Cass	595	Pest Management Conservation System	Water Quality Pesticide Mitigation > 30 Point AND/OR Beneficial Insect Pesticide Mitigation - Small Farm	No	\$1,524.57
Cass	595	Pest Management Conservation System	HU-Water Quality Pesticide Mitigation > 30 Point AND/OR Beneficial Insect Pesticide Mitigation - Small Farm	No	\$1,829.48
Cass	595	Pest Management Conservation System	Pr_Water Quality Pesticide Mitigation > 30 Point AND/OR Beneficial Insect Pesticide Mitigation - Small Farm	No	\$1,829.48
Cass	595	Pest Management Conservation System	Wp_Water Quality Pesticide Mitigation > 30 Point AND/OR Beneficial Insect Pesticide Mitigation - Small Farm	No	\$1,524.57
Cass	600	Terrace	Broad Base, Rebuild	Ft	\$1.72
Cass	600	Terrace	HU-Broad Base, Rebuild	Ft	\$2.06
Cass	600	Terrace	Narrow Base, Rebuild	Ft	\$1.29
Cass	600	Terrace	HU-Narrow Base, Rebuild	Ft	\$1.55
Cass	600	Terrace	Non-Storage - Broadbase	Ft	\$1.97
Cass	600	Terrace	HU-Non-Storage - Broadbase	Ft	\$2.36
Cass	600	Terrace	Non-Storage - Grass Back	Ft	\$2.93
Cass	600	Terrace	HU-Non-Storage - Grass Back	Ft	\$3.52
Cass	600	Terrace	Non-Storage - Narrow Base	Ft	\$2.76
Cass	600	Terrace	HU-Non-Storage - Narrow Base	Ft	\$3.32
Cass	600	Terrace	Storage - Broadbase	Ft	\$3.20
Cass	600	Terrace	HU-Storage - Broadbase	Ft	\$3.84
Cass	600	Terrace	Storage - Grass Back	Ft	\$3.89
Cass	600	Terrace	HU-Storage - Grass Back	Ft	\$4.67

County	Code	Practice	Component	Units	Unit Cost
Cass	600	Terrace	Storage - Level or Flat Channel	Ft	\$1.82
Cass	600	Terrace	HU-Storage - Level or Flat Channel	Ft	\$2.18
Cass	600	Terrace	Storage - Narrow Base	Ft	\$2.96
Cass	600	Terrace	HU-Storage - Narrow Base	Ft	\$3.56
Cass	600	Terrace	Terrace Crop Season Construction	Lnft	\$3.11
Cass	600	Terrace	HU-Terrace Crop Season Construction	Lnft	\$3.71
Cass	601	Vegetative Barrier	Seeded Barrier	Ft	\$0.27
Cass	601	Vegetative Barrier	HU-Seeded Barrier	Ft	\$0.33
Cass	601	Vegetative Barrier	Vegetative Planting	Ft	\$6.94
Cass	601	Vegetative Barrier	HU-Vegetative Planting	Ft	\$8.32
Cass	603	Herbaceous Wind Barriers	Annual Species, Small	Ft	\$0.25
Cass	603	Herbaceous Wind Barriers	HU-Annual Species, Small	Ft	\$0.29
Cass	603	Herbaceous Wind Barriers	Cool Season	Lnft	\$0.09
Cass	603	Herbaceous Wind Barriers	HU-Cool Season	Lnft	\$0.11
Cass	604	Saturated Buffer	Saturated Buffer	Ft	\$8.24
Cass	604	Saturated Buffer	HU-Saturated Buffer	Ft	\$9.89
Cass	605	Denitrifying Bioreactor	Denitrifying Bioreactor	CuYd	\$69.58
Cass	605	Denitrifying Bioreactor	HU-Denitrifying Bioreactor	CuYd	\$83.49
Cass	606	Subsurface Drain	Corrugated Plastic Pipe (CPP), Single-Wall, <= 6 inch	Ft	\$3.35
Cass	606	Subsurface Drain	HU-Corrugated Plastic Pipe (CPP), Single-Wall, <= 6 inch	Ft	\$4.02
Cass	606	Subsurface Drain	Corrugated Plastic Pipe (CPP), Single-Wall, >= 8 inch	Ft	\$5.04
Cass	606	Subsurface Drain	HU-Corrugated Plastic Pipe (CPP), Single-Wall, >= 8 inch	Ft	\$6.04
Cass	606	Subsurface Drain	Enveloped Corrugated Plastic Pipe (CPP), Single-Wall, <= 6 inch	Ft	\$4.18
Cass	606	Subsurface Drain	HU-Enveloped Corrugated Plastic Pipe (CPP), Single-Wall, <= 6 inch	Ft	\$5.02
Cass	606	Subsurface Drain	Secondary Main Retrofit for DWM	Ft	\$6.69
Cass	606	Subsurface Drain	HU-Secondary Main Retrofit for DWM	Ft	\$8.04
Cass	607	Surface Drain, Field Ditch	Field Drainage Ditch	CuYd	\$2.32

County	Code	Practice	Component	Units	Unit Cost
Cass	607	Surface Drain, Field Ditch	HU-Field Drainage Ditch	CuYd	\$2.77
Cass	609	Surface Roughening	Emergency Tillage	Ac	\$19.95
Cass	609	Surface Roughening	HU-Emergency Tillage	Ac	\$23.95
Cass	609	Surface Roughening	Ripper or Subsoiler	Ac	\$21.95
Cass	609	Surface Roughening	HU-Ripper or Subsoiler	Ac	\$26.34
Cass	610	Salinity and Sodic Soil Management	Prevent Dry Intense Cropping	Ac	\$287.67
Cass	610	Salinity and Sodic Soil Management	HU-Prevent Dry Intense Cropping	Ac	\$292.74
Cass	610	Salinity and Sodic Soil Management	Soil Management (non-Irrigated)	Ac	\$15.52
Cass	610	Salinity and Sodic Soil Management	HU-Soil Management (non-Irrigated)	Ac	\$18.63
Cass	610	Salinity and Sodic Soil Management	Soil Management (non-Irrigated) (FI - 1 Yr)	Ac	\$27.57
Cass	610	Salinity and Sodic Soil Management	HU-Soil Management (non-Irrigated) (FI - 1 Yr)	Ac	\$30.75
Cass	610	Salinity and Sodic Soil Management	Soil Management (Irrigated)	Ac	\$26.49
Cass	610	Salinity and Sodic Soil Management	HU-Soil Management (Irrigated)	Ac	\$31.80
Cass	612	Tree/Shrub Establishment	Individual tree - hand planting	No	\$1.54
Cass	612	Tree/Shrub Establishment	HU-Individual tree - hand planting	No	\$1.84
Cass	612	Tree/Shrub Establishment	Individual tree - hand planting w/browse protection	No	\$5.79
Cass	612	Tree/Shrub Establishment	HU-Individual tree - hand planting w/browse protection	No	\$6.96
Cass	612	Tree/Shrub Establishment	Shrub Planting	No	\$1.52
Cass	612	Tree/Shrub Establishment	HU-Shrub Planting	No	\$1.82
Cass	612	Tree/Shrub Establishment	Trees, Machine planted - no tubes	No	\$3.36
Cass	612	Tree/Shrub Establishment	HU-Trees, Machine planted - no tubes	No	\$4.02
Cass	612	Tree/Shrub Establishment	Trees, Machine planted with tubes for animal protection	No	\$10.52
Cass	612	Tree/Shrub Establishment	HU-Trees, Machine planted with tubes for animal protection	No	\$12.62
Cass	612	Tree/Shrub Establishment	Trees, Machine planted, no tubes, supplemental water for establishment	No	\$7.41
Cass	612	Tree/Shrub Establishment	HU-Trees, Machine planted, no tubes, supplemental water for establishment	No	\$8.90
Cass	612	Tree/Shrub Establishment	Tree-Shrub Establishment - Small Acreage 5 acres or less	No	\$21.47
Cass	612	Tree/Shrub Establishment	HU-Tree-Shrub Establishment - Small Acreage 5 acres or less	No	\$25.77

County	Code	Practice	Component	Units	Unit Cost
Cass	614	Watering Facility	Enclosed Storage Tank	Gal	\$1.44
Cass	614	Watering Facility	HU-Enclosed Storage Tank	Gal	\$1.73
Cass	614	Watering Facility	Fiberglass Tank on Concrete	Gal	\$2.93
Cass	614	Watering Facility	HU-Fiberglass Tank on Concrete	Gal	\$3.53
Cass	614	Watering Facility	Fiberglass Tank on Earth	Gal	\$2.47
Cass	614	Watering Facility	HU-Fiberglass Tank on Earth	Gal	\$2.96
Cass	614	Watering Facility	Insulated Tank with Cover	Gal	\$4.31
Cass	614	Watering Facility	HU-Insulated Tank with Cover	Gal	\$5.17
Cass	614	Watering Facility	Precast Concrete Tank	Gal	\$4.94
Cass	614	Watering Facility	HU-Precast Concrete Tank	Gal	\$5.94
Cass	614	Watering Facility	Steel Rim Tank - Bottomless	Gal	\$0.52
Cass	614	Watering Facility	HU-Steel Rim Tank - Bottomless	Gal	\$0.63
Cass	614	Watering Facility	Steel Rim Tank - Concrete Base	Gal	\$1.94
Cass	614	Watering Facility	HU-Steel Rim Tank - Concrete Base	Gal	\$2.33
Cass	614	Watering Facility	Water Fountain	No	\$2,440.29
Cass	614	Watering Facility	HU-Water Fountain	No	\$2,928.34
Cass	620	Underground Outlet	>=12 inch Single Wall PE Pipe (non-perf or perf), Multi-Inlet System	Lnft	\$11.42
Cass	620	Underground Outlet	HU->=12 inch Single Wall PE Pipe (non-perf or perf), Multi-Inlet System	Lnft	\$13.69
Cass	620	Underground Outlet	10 inch Single Wall PE Pipe (non-perf or perf), Multi-Inlet System	Lnft	\$8.69
Cass	620	Underground Outlet	HU-10 inch Single Wall PE Pipe (non-perf or perf), Multi-Inlet System	Lnft	\$10.42
Cass	620	Underground Outlet	12 inch - 18 inch PVC or DW Pipe, Multi-Inlet System	Ft	\$38.43
Cass	620	Underground Outlet	HU-12 inch - 18 inch PVC or DW Pipe, Multi-Inlet System	Ft	\$46.11
Cass	620	Underground Outlet	12 inch - 18 inch PVC or DW Pipe, Single-Inlet System	Ft	\$40.34
Cass	620	Underground Outlet	HU-12 inch - 18 inch PVC or DW Pipe, Single-Inlet System	Ft	\$48.41
Cass	620	Underground Outlet	4 inch - 6 inch PVC or DW Pipe, Multi-Inlet System	Ft	\$8.67
Cass	620	Underground Outlet	HU-4 inch - 6 inch PVC or DW Pipe, Multi-Inlet System	Ft	\$10.41
Cass	620	Underground Outlet	6 inch - 10 inch PVC or DW Pipe, Single-Inlet System	Ft	\$29.30

County	Code	Practice	Component	Units	Unit Cost
Cass	620	Underground Outlet	HU-6 inch - 10 inch PVC or DW Pipe, Single-Inlet System	Ft	\$35.16
Cass	620	Underground Outlet	6 inch or smaller Single Wall PE Pipe(non-perf or perf), Multi-Inlet System	Ft	\$6.21
Cass	620	Underground Outlet	HU-6 inch or smaller Single Wall PE Pipe(non-perf or perf), Multi-Inlet System	Ft	\$7.45
Cass	620	Underground Outlet	8 inch - 10 inch PVC or DW Pipe, Multi-Inlet System	Ft	\$18.57
Cass	620	Underground Outlet	HU-8 inch - 10 inch PVC or DW Pipe, Multi-Inlet System	Ft	\$22.29
Cass	620	Underground Outlet	8 inch Single Wall PE Pipe (non-perf or perf), Multi-Inlet System	Lnft	\$6.68
Cass	620	Underground Outlet	HU-8 inch Single Wall PE Pipe (non-perf or perf), Multi-Inlet System	Lnft	\$8.02
Cass	620	Underground Outlet	8 inch Single Wall PE with Riser	Lnft	\$6.97
Cass	620	Underground Outlet	HU-8 inch Single Wall PE with Riser	Lnft	\$8.36
Cass	620	Underground Outlet	Over 18 inch PVC or DW Pipe, Single- or Multi-Inlet System	Ft	\$56.37
Cass	620	Underground Outlet	HU-Over 18 inch PVC or DW Pipe, Single- or Multi-Inlet System	Ft	\$67.65
Cass	629	Waste Treatment	Aerobic Circulator	AU	\$110.16
Cass	629	Waste Treatment	HU-Aerobic Circulator	AU	\$132.19
Cass	632	Waste Separation Facility	Concrete Sand Settling Lane	SqFt	\$9.78
Cass	632	Waste Separation Facility	HU-Concrete Sand Settling Lane	SqFt	\$11.74
Cass	632	Waste Separation Facility	Concrete Settling Structure with picket screen outlet	Cu-Ft	\$3.60
Cass	632	Waste Separation Facility	HU-Concrete Settling Structure with picket screen outlet	Cu-Ft	\$4.32
Cass	632	Waste Separation Facility	Concrete Settling Structure with pipe outlet	Cu-Ft	\$1.24
Cass	632	Waste Separation Facility	HU-Concrete Settling Structure with pipe outlet	Cu-Ft	\$1.49
Cass	632	Waste Separation Facility	Earthen Settling Structure with picket screen outlet	Cu-Ft	\$0.34
Cass	632	Waste Separation Facility	HU-Earthen Settling Structure with picket screen outlet	Cu-Ft	\$0.41
Cass	632	Waste Separation Facility	Mechanical Separator	No	\$50,611.97
Cass	632	Waste Separation Facility	HU-Mechanical Separator	No	\$60,734.36
Cass	633	Waste Recycling	Export Ag Waste By-products Recycled for Use Off Farm	No	\$394.91
Cass	633	Waste Recycling	HU-Export Ag Waste By-products Recycled for Use Off Farm	No	\$473.90
Cass	633	Waste Recycling	Import Non-Ag Waste By-products for Compost with Manure for On-farm Use	Cu-Ft	\$2.10

County	Code	Practice	Component	Units	Unit Cost
Cass	633	Waste Recycling	HU-Import Non-Ag Waste By-products for Compost with Manure for On-farm Use	Cu-Ft	\$2.53
Cass	633	Waste Recycling	Import Non-Ag Waste By-products for On-Farm Use	Cu-Ft	\$1.26
Cass	633	Waste Recycling	HU-Import Non-Ag Waste By-products for On-Farm Use	Cu-Ft	\$1.52
Cass	633	Waste Recycling	Import Non-Agricultural By-Products, Land-Applied	Ton	\$16.09
Cass	633	Waste Recycling	HU-Import Non-Agricultural By-Products, Land-Applied	Ton	\$19.31
Cass	634	Waste Transfer	Agitator, Slurry Transfer	No	\$27,902.45
Cass	634	Waste Transfer	HU-Agitator, Slurry Transfer	No	\$33,482.94
Cass	634	Waste Transfer	Concrete Channel	SqFt	\$14.41
Cass	634	Waste Transfer	HU-Concrete Channel	SqFt	\$17.29
Cass	634	Waste Transfer	Gravity flow, greater than 18 inch diameter conduit	Ft	\$51.03
Cass	634	Waste Transfer	HU-Gravity flow, greater than 18 inch diameter conduit	Ft	\$61.23
Cass	634	Waste Transfer	Gravity flow, less than or equal to 18 inch diameter conduit	Ft	\$29.88
Cass	634	Waste Transfer	HU-Gravity flow, less than or equal to 18 inch diameter conduit	Ft	\$35.86
Cass	634	Waste Transfer	Hard-hose Reel System with Booster incorporated into Traveler	No	\$41,010.32
Cass	634	Waste Transfer	HU-Hard-hose Reel System with Booster incorporated into Traveler	No	\$49,212.38
Cass	634	Waste Transfer	Lot Runoff Containment Wall	Ft	\$72.89
Cass	634	Waste Transfer	HU-Lot Runoff Containment Wall	Ft	\$87.47
Cass	634	Waste Transfer	Pressure flow, 10 inch diameter conduit	Ft	\$27.93
Cass	634	Waste Transfer	HU-Pressure flow, 10 inch diameter conduit	Ft	\$33.52
Cass	634	Waste Transfer	Pressure flow, 12 inch or greater diameter conduit	Ft	\$41.60
Cass	634	Waste Transfer	HU-Pressure flow, 12 inch or greater diameter conduit	Ft	\$49.91
Cass	634	Waste Transfer	Pressure flow, 8 inch diameter conduit	Ft	\$19.60
Cass	634	Waste Transfer	HU-Pressure flow, 8 inch diameter conduit	Ft	\$23.51
Cass	634	Waste Transfer	Pressure flow, less than or equal to 6 inch diameter conduit	Ft	\$13.57
Cass	634	Waste Transfer	HU-Pressure flow, less than or equal to 6 inch diameter conduit	Ft	\$16.28
Cass	634	Waste Transfer	Pressure or gravity flow conduit that includes one boring under roadway	Ft	\$33.03

County	Code	Practice	Component	Units	Unit Cost
Cass	634	Waste Transfer	HU-Pressure or gravity flow conduit that includes one boring under roadway	Ft	\$39.63
Cass	635	Vegetated Treatment Area	Concrete Curb with major shaping	Ac	\$10,838.50
Cass	635	Vegetated Treatment Area	HU-Concrete Curb with major shaping	Ac	\$13,006.20
Cass	635	Vegetated Treatment Area	Wp_Concrete Curb with major shaping	Ac	\$10,838.50
Cass	635	Vegetated Treatment Area	Concrete Curb, with or without flow spreaders	Ac	\$4,778.31
Cass	635	Vegetated Treatment Area	HU-Concrete Curb, with or without flow spreaders	Ac	\$5,733.97
Cass	635	Vegetated Treatment Area	Wp_Concrete Curb, with or without flow spreaders	Ac	\$4,778.31
Cass	635	Vegetated Treatment Area	Gated Pipe with major shaping	Ac	\$10,266.10
Cass	635	Vegetated Treatment Area	HU-Gated Pipe with major shaping	Ac	\$12,319.32
Cass	635	Vegetated Treatment Area	Wp_Gated Pipe with major shaping	Ac	\$10,266.10
Cass	635	Vegetated Treatment Area	Gated Pipe, with or without flow spreaders	Ac	\$2,280.77
Cass	635	Vegetated Treatment Area	HU-Gated Pipe, with or without flow spreaders	Ac	\$2,736.92
Cass	635	Vegetated Treatment Area	Wp_Gated Pipe, with or without flow spreaders	Ac	\$2,280.77
Cass	635	Vegetated Treatment Area	Minor Shaping	Ac	\$1,606.32
Cass	635	Vegetated Treatment Area	HU-Minor Shaping	Ac	\$1,927.58
Cass	635	Vegetated Treatment Area	Wp_Minor Shaping	Ac	\$1,606.32
Cass	635	Vegetated Treatment Area	Sprinkler, Center Pivot	Ac	\$4,249.84
Cass	635	Vegetated Treatment Area	HU-Sprinkler, Center Pivot	Ac	\$5,099.81
Cass	635	Vegetated Treatment Area	Wp_Sprinkler, Center Pivot	Ac	\$4,249.84
Cass	635	Vegetated Treatment Area	Sprinkler, Mobile Pods	Ac	\$3,856.61
Cass	635	Vegetated Treatment Area	HU-Sprinkler, Mobile Pods	Ac	\$4,627.93
Cass	635	Vegetated Treatment Area	Wp_Sprinkler, Mobile Pods	Ac	\$3,856.61
Cass	635	Vegetated Treatment Area	Sprinkler, Solid Set Distribution	Ac	\$6,080.99
Cass	635	Vegetated Treatment Area	HU-Sprinkler, Solid Set Distribution	Ac	\$7,297.19
Cass	635	Vegetated Treatment Area	Wp_Sprinkler, Solid Set Distribution	Ac	\$6,080.99
Cass	636	Water Harvesting Catchment	Elevated Catchment	SqYd	\$146.07
Cass	636	Water Harvesting Catchment	HU-Elevated Catchment	SqYd	\$175.28

County	Code	Practice	Component	Units	Unit Cost
Cass	636	Water Harvesting Catchment	Plastic tank, less than or equal to 1,000 gallons	Gal	\$1.96
Cass	636	Water Harvesting Catchment	HU-Plastic tank, less than or equal to 1,000 gallons	Gal	\$2.36
Cass	636	Water Harvesting Catchment	Surface Catchment	SqYd	\$14.50
Cass	636	Water Harvesting Catchment	HU-Surface Catchment	SqYd	\$17.40
Cass	638	Water and Sediment Control Basin	WASCOB base	CuYd	\$3.26
Cass	638	Water and Sediment Control Basin	HU-WASCOB base	CuYd	\$3.90
Cass	638	Water and Sediment Control Basin	WASCOB topsoil	CuYd	\$3.50
Cass	638	Water and Sediment Control Basin	HU-WASCOB topsoil	CuYd	\$4.21
Cass	638	Water and Sediment Control Basin	WASCOB, Crop Season Construction	CuYd	\$3.69
Cass	638	Water and Sediment Control Basin	HU-WASCOB, Crop Season Construction	CuYd	\$4.40
Cass	640	Waterspreading	Dikes	Ac	\$1,733.67
Cass	640	Waterspreading	HU-Dikes	Ac	\$2,080.41
Cass	642	Water Well	Shallow Well, 100 ft. deep or less	Ft	\$107.63
Cass	642	Water Well	HU-Shallow Well, 100 ft. deep or less	Ft	\$129.16
Cass	642	Water Well	Single PVC Casing with pitless unit, greater than 100 ft. deep	Ft	\$64.50
Cass	642	Water Well	HU-Single PVC Casing with pitless unit, greater than 100 ft. deep	Ft	\$77.41
Cass	642	Water Well	Steel or Copper, 100 ft. or deeper	Lnft	\$55.01
Cass	642	Water Well	HU-Steel or Copper, 100 ft. or deeper	Lnft	\$66.01
Cass	642	Water Well	Well Point	Ft	\$281.82
Cass	642	Water Well	HU-Well Point	Ft	\$338.19
Cass	643	Restoration of Rare or Declining Natural Communities	Beaver Dam Analogues or Post-Assisted Log Structures	Lnft	\$37.17
Cass	643	Restoration of Rare or Declining Natural Communities	HU-Beaver Dam Analogues or Post-Assisted Log Structures	Lnft	\$44.60
Cass	643	Restoration of Rare or Declining Natural Communities	Habitat Monitoring and Management, High Intensity and Complexity	Ac	\$22.90
Cass	643	Restoration of Rare or Declining Natural Communities	HU-Habitat Monitoring and Management, High Intensity and Complexity	Ac	\$27.49
Cass	643	Restoration of Rare or Declining Natural Communities	Monitoring & Management, Low Intensity and Complexity - No Foregone Income	Ac	\$5.77
Cass	643	Restoration of Rare or Declining Natural Communities	HU-Monitoring & Management, Low Intensity and Complexity - No Foregone Income	Ac	\$6.93

County	Code	Practice	Component	Units	Unit Cost
Cass	643	Restoration of Rare or Declining Natural Communities	Rock Structure	CuYd	\$702.39
Cass	643	Restoration of Rare or Declining Natural Communities	HU-Rock Structure	CuYd	\$842.87
Cass	644	Wetland Wildlife Habitat Management	Establishment of seasonal wildlife forage or cover on non-cropland	Ac	\$141.67
Cass	644	Wetland Wildlife Habitat Management	HU-Establishment of seasonal wildlife forage or cover on non-cropland	Ac	\$170.01
Cass	644	Wetland Wildlife Habitat Management	Idling Cropland for Wetland Wildlife - Level 2	Ac	\$292.18
Cass	644	Wetland Wildlife Habitat Management	HU-Idling Cropland for Wetland Wildlife - Level 2	Ac	\$302.79
Cass	644	Wetland Wildlife Habitat Management	Management and Monitoring on Idled Cropland for Wetland Wildlife, foregone income - Level 1 (Year 2-5)	Ac	\$286.36
Cass	644	Wetland Wildlife Habitat Management	HU-Management and Monitoring on Idled Cropland for Wetland Wildlife, foregone income - Level 1 (Year 2-5)	Ac	\$295.81
Cass	644	Wetland Wildlife Habitat Management	Management and monitoring only, foregone income (FI)	Ac	\$299.82
Cass	644	Wetland Wildlife Habitat Management	HU-Management and monitoring only, foregone income (FI)	Ac	\$303.36
Cass	644	Wetland Wildlife Habitat Management	Monitoring and Management - Level 3	Ac	\$208.80
Cass	644	Wetland Wildlife Habitat Management	HU-Monitoring and Management - Level 3	Ac	\$217.08
Cass	644	Wetland Wildlife Habitat Management	Wetland Wildlife Habitat Monitoring and Management, Low Intensity and Complexity	Ac	\$3.87
Cass	644	Wetland Wildlife Habitat Management	HU-Wetland Wildlife Habitat Monitoring and Management, Low Intensity and Complexity	Ac	\$4.65
Cass	645	Upland Wildlife Habitat Management	Establishment of seasonal forage or cover for wildlife on cropland, with FI	Ac	\$428.86
Cass	645	Upland Wildlife Habitat Management	HU-Establishment of seasonal forage or cover for wildlife on cropland, with FI	Ac	\$446.97
Cass	645	Upland Wildlife Habitat Management	Establishment of seasonal wildlife forage or cover on cropland, no FI	Ac	\$98.68
Cass	645	Upland Wildlife Habitat Management	HU-Establishment of seasonal wildlife forage or cover on cropland, no FI	Ac	\$118.42
Cass	645	Upland Wildlife Habitat Management	Greater Prairie Chicken Habitat Development	Ac	\$9.50
Cass	645	Upland Wildlife Habitat Management	HU-Greater Prairie Chicken Habitat Development	Ac	\$11.40
Cass	645	Upland Wildlife Habitat Management	Habitat Monitoring and Management, Low Intensity and Complexity	Ac	\$3.87
Cass	645	Upland Wildlife Habitat Management	HU-Habitat Monitoring and Management, Low Intensity and Complexity	Ac	\$4.65
Cass	645	Upland Wildlife Habitat Management	Habitat Monitoring and Management, Medium Intensity and Complexity	Ac	\$11.90
Cass	645	Upland Wildlife Habitat Management	HU-Habitat Monitoring and Management, Medium Intensity and Complexity	Ac	\$14.28

<b>County</b>	<b>Code</b>	<b>Practice</b>	<b>Component</b>	<b>Units</b>	<b>Unit Cost</b>
Cass	645	Upland Wildlife Habitat Management	Interseeding Milkweed Into Existing Habitat	Ac	\$157.41
Cass	645	Upland Wildlife Habitat Management	HU-Interseeding Milkweed Into Existing Habitat	Ac	\$188.89
Cass	645	Upland Wildlife Habitat Management	Livestock Exclusion for Wildlife	Ac	\$62.12
Cass	645	Upland Wildlife Habitat Management	HU-Livestock Exclusion for Wildlife	Ac	\$63.04
Cass	645	Upland Wildlife Habitat Management	Wildlife Habitat Enhancement - Former Cropland (FI)	Ac	\$283.87
Cass	645	Upland Wildlife Habitat Management	HU-Wildlife Habitat Enhancement - Former Cropland (FI)	Ac	\$284.03
Cass	646	Shallow Water Development and Management	Shallow Water Management, High Level	Ac	\$315.02
Cass	646	Shallow Water Development and Management	HU-Shallow Water Management, High Level	Ac	\$378.02
Cass	646	Shallow Water Development and Management	Shallow Water Management-Low Level	Ac	\$137.43
Cass	646	Shallow Water Development and Management	HU-Shallow Water Management-Low Level	Ac	\$164.92
Cass	647	Early Successional Habitat Development-Mgt	Chemical	Ac	\$18.93
Cass	647	Early Successional Habitat Development-Mgt	HU-Chemical	Ac	\$22.72
Cass	647	Early Successional Habitat Development-Mgt	Disking	Ac	\$26.50
Cass	647	Early Successional Habitat Development-Mgt	HU-Disking	Ac	\$31.80
Cass	647	Early Successional Habitat Development-Mgt	Mowing	Ac	\$10.27
Cass	647	Early Successional Habitat Development-Mgt	HU-Mowing	Ac	\$12.33
Cass	649	Structures for Wildlife	Brush Pile - Large	No	\$146.01
Cass	649	Structures for Wildlife	HU-Brush Pile - Large	No	\$175.20
Cass	649	Structures for Wildlife	Brush Pile - Small	No	\$33.72
Cass	649	Structures for Wildlife	HU-Brush Pile - Small	No	\$40.47
Cass	649	Structures for Wildlife	Escape Ramp	No	\$72.33
Cass	649	Structures for Wildlife	HU-Escape Ramp	No	\$86.80
Cass	649	Structures for Wildlife	Fence Markers, Vinyl Undersill	Ft	\$0.18
Cass	649	Structures for Wildlife	HU-Fence Markers, Vinyl Undersill	Ft	\$0.22
Cass	649	Structures for Wildlife	Nesting Box, Large	No	\$97.70
Cass	649	Structures for Wildlife	HU-Nesting Box, Large	No	\$117.24
Cass	649	Structures for Wildlife	Perch Deterrent	Lnft	\$8.02

County	Code	Practice	Component	Units	Unit Cost
Cass	649	Structures for Wildlife	HU-Perch Deterrent	Lnft	\$9.62
Cass	649	Structures for Wildlife	Wildlife Friendly Fence Retrofit, Replacement of Barbed Wire Only with Smooth Wire	Lnft	\$1.34
Cass	649	Structures for Wildlife	HU-Wildlife Friendly Fence Retrofit, Replacement of Barbed Wire Only with Smooth Wire	Lnft	\$1.62
Cass	654	Road/Trail/Landing Closure and Treatment	Road/Trail removal and restoration (Vegetative)	Ft	\$4.18
Cass	654	Road/Trail/Landing Closure and Treatment	HU-Road/Trail removal and restoration (Vegetative)	Ft	\$5.01
Cass	655	Forest Trails and Landings	Trail and Landing Installation	Ft	\$1.54
Cass	655	Forest Trails and Landings	HU-Trail and Landing Installation	Ft	\$1.84
Cass	655	Forest Trails and Landings	Trail/Landing Location and Marking	Ft	\$0.31
Cass	655	Forest Trails and Landings	HU-Trail/Landing Location and Marking	Ft	\$0.37
Cass	656	Constructed Wetland	Large, 0.5 to 1.0 ac.	Ac	\$9,803.84
Cass	656	Constructed Wetland	HU-Large, 0.5 to 1.0 ac.	Ac	\$11,764.60
Cass	656	Constructed Wetland	Wp_Large, 0.5 to 1.0 ac.	Ac	\$9,803.84
Cass	656	Constructed Wetland	Large, more than 1.0 ac.	Ac	\$7,531.49
Cass	656	Constructed Wetland	HU-Large, more than 1.0 ac.	Ac	\$9,037.79
Cass	656	Constructed Wetland	Wp_Large, more than 1.0 ac.	Ac	\$7,531.49
Cass	656	Constructed Wetland	Medium, 0.5 ac or less	Ac	\$14,974.32
Cass	656	Constructed Wetland	HU-Medium, 0.5 ac or less	Ac	\$17,969.19
Cass	656	Constructed Wetland	Wp_Medium, 0.5 ac or less	Ac	\$14,974.32
Cass	657	Wetland Restoration	Depression Sediment Removal	CuYd	\$3.50
Cass	657	Wetland Restoration	HU-Depression Sediment Removal	CuYd	\$4.20
Cass	657	Wetland Restoration	Pr_Depression Sediment Removal	CuYd	\$4.20
Cass	657	Wetland Restoration	Wp_Depression Sediment Removal	CuYd	\$3.50
Cass	657	Wetland Restoration	Ditch plug - Lateral Restoration	CuYd	\$9.98
Cass	657	Wetland Restoration	HU-Ditch plug - Lateral Restoration	CuYd	\$11.97
Cass	657	Wetland Restoration	Pr_Ditch plug - Lateral Restoration	CuYd	\$11.97
Cass	657	Wetland Restoration	Wp_Ditch plug - Lateral Restoration	CuYd	\$9.98

County	Code	Practice	Component	Units	Unit Cost
Cass	657	Wetland Restoration	Fill in dugout	CuYd	\$3.50
Cass	657	Wetland Restoration	HU-Fill in dugout	CuYd	\$4.20
Cass	657	Wetland Restoration	Pr_Fill in dugout	CuYd	\$4.20
Cass	657	Wetland Restoration	Wp_Fill in dugout	CuYd	\$3.50
Cass	657	Wetland Restoration	Sediment Removal - Saturated Site	CuYd	\$4.23
Cass	657	Wetland Restoration	HU-Sediment Removal - Saturated Site	CuYd	\$5.07
Cass	657	Wetland Restoration	Pr_Sediment Removal - Saturated Site	CuYd	\$5.07
Cass	657	Wetland Restoration	Wp_Sediment Removal - Saturated Site	CuYd	\$4.23
Cass	658	Wetland Creation	Excavation and Embankment	CuYd	\$3.89
Cass	658	Wetland Creation	HU-Excavation and Embankment	CuYd	\$4.67
Cass	658	Wetland Creation	Wetland Creation, Excavation	CuYd	\$2.41
Cass	658	Wetland Creation	HU-Wetland Creation, Excavation	CuYd	\$2.89
Cass	659	Wetland Enhancement	Depression Sediment Removal and Ditch Plug	CuYd	\$2.16
Cass	659	Wetland Enhancement	HU-Depression Sediment Removal and Ditch Plug	CuYd	\$2.59
Cass	659	Wetland Enhancement	Wp_Depression Sediment Removal and Ditch Plug	CuYd	\$2.16
Cass	659	Wetland Enhancement	Excavation on Saturated Site	CuYd	\$3.94
Cass	659	Wetland Enhancement	HU-Excavation on Saturated Site	CuYd	\$4.73
Cass	659	Wetland Enhancement	Wp_Excavation on Saturated Site	CuYd	\$3.94
Cass	660	Tree-Shrub Pruning	Pruning- High Height	Ac	\$343.02
Cass	660	Tree-Shrub Pruning	HU-Pruning- High Height	Ac	\$411.62
Cass	660	Tree-Shrub Pruning	Pruning Individual Agroforestry tree - small acreage	No	\$11.07
Cass	660	Tree-Shrub Pruning	HU-Pruning Individual Agroforestry tree - small acreage	No	\$13.28
Cass	660	Tree-Shrub Pruning	Pruning-Low Height	Ac	\$184.15
Cass	660	Tree-Shrub Pruning	HU-Pruning-Low Height	Ac	\$220.98
Cass	660	Tree-Shrub Pruning	Pruning-Multistory Cropping Understory	No	\$0.86
Cass	660	Tree-Shrub Pruning	HU-Pruning-Multistory Cropping Understory	No	\$1.03
Cass	660	Tree-Shrub Pruning	Pruning-MultiStory Cropping-Overstory	No	\$7.45

County	Code	Practice	Component	Units	Unit Cost
Cass	660	Tree-Shrub Pruning	HU-Pruning-MultiStory Cropping-Overstory	No	\$8.94
Cass	666	Forest Stand Improvement	Comprehensive Forest Stand Treatment with Mastication, All Slopes	Ac	\$2,139.39
Cass	666	Forest Stand Improvement	HU-Comprehensive Forest Stand Treatment with Mastication, All Slopes	Ac	\$2,567.26
Cass	666	Forest Stand Improvement	Intermediate Silvicultural Rx Using Ground Based Logging, Heavy Equipment all slopes	Ac	\$639.43
Cass	666	Forest Stand Improvement	HU-Intermediate Silvicultural Rx Using Ground Based Logging, Heavy Equipment all slopes	Ac	\$767.32
Cass	666	Forest Stand Improvement	Intermediate Silvicultural Treatment	Ac	\$513.43
Cass	666	Forest Stand Improvement	HU-Intermediate Silvicultural Treatment	Ac	\$616.10
Cass	666	Forest Stand Improvement	Pre-commercial Thinning - Hand tools	Ac	\$316.25
Cass	666	Forest Stand Improvement	HU-Pre-commercial Thinning - Hand tools	Ac	\$379.50
Cass	666	Forest Stand Improvement	Pre-Commercial Thinning, Mastication	Ac	\$502.50
Cass	666	Forest Stand Improvement	HU-Pre-Commercial Thinning, Mastication	Ac	\$602.99
Cass	666	Forest Stand Improvement	Timber Stand Improvement, Chemical, Ground	Ac	\$37.28
Cass	666	Forest Stand Improvement	HU-Timber Stand Improvement, Chemical, Ground	Ac	\$44.74
Cass	666	Forest Stand Improvement	Timber Stand Improvement, Single Stem Treatment	Ac	\$304.72
Cass	666	Forest Stand Improvement	HU-Timber Stand Improvement, Single Stem Treatment	Ac	\$365.65
Cass	670	Energy Efficient Lighting System	Dairy housing, Fixture (including LED) replacement	SqFt	\$0.30
Cass	670	Energy Efficient Lighting System	HU-Dairy housing, Fixture (including LED) replacement	SqFt	\$0.36
Cass	670	Energy Efficient Lighting System	Fixture (including LED) < 20 watts	No	\$19.86
Cass	670	Energy Efficient Lighting System	HU-Fixture (including LED) < 20 watts	No	\$23.83
Cass	670	Energy Efficient Lighting System	Fixture (including LED) >= 20 watts and < 40 watts	No	\$56.02
Cass	670	Energy Efficient Lighting System	HU-Fixture (including LED) >= 20 watts and < 40 watts	No	\$67.23
Cass	670	Energy Efficient Lighting System	Fixture (including LED) >= 40 watts and < 80 watts	No	\$112.05
Cass	670	Energy Efficient Lighting System	HU-Fixture (including LED) >= 40 watts and < 80 watts	No	\$134.46
Cass	670	Energy Efficient Lighting System	Fixture (including LED) >= 80 watts	No	\$203.13
Cass	670	Energy Efficient Lighting System	HU-Fixture (including LED) >= 80 watts	No	\$243.75
Cass	670	Energy Efficient Lighting System	General agricultural area, Fixture (including LED) replacement	SqFt	\$0.57

County	Code	Practice	Component	Units	Unit Cost
Cass	670	Energy Efficient Lighting System	HU-General agricultural area, Fixture (including LED) replacement	SqFt	\$0.68
Cass	670	Energy Efficient Lighting System	LED (using existing fixture) < 20 watts	No	\$10.17
Cass	670	Energy Efficient Lighting System	HU-LED (using existing fixture) < 20 watts	No	\$12.21
Cass	670	Energy Efficient Lighting System	LED (using existing fixture) >= 100 watts	No	\$88.73
Cass	670	Energy Efficient Lighting System	HU-LED (using existing fixture) >= 100 watts	No	\$106.48
Cass	670	Energy Efficient Lighting System	LED (using existing fixture) >= 20 watts and < 100 watts	No	\$37.39
Cass	670	Energy Efficient Lighting System	HU-LED (using existing fixture) >= 20 watts and < 100 watts	No	\$44.88
Cass	670	Energy Efficient Lighting System	LED Dimmer or Controller	No	\$391.27
Cass	670	Energy Efficient Lighting System	HU-LED Dimmer or Controller	No	\$469.53
Cass	670	Energy Efficient Lighting System	Poultry breeding, Fixture (including LED) replacement with new layout	SqFt	\$0.24
Cass	670	Energy Efficient Lighting System	HU-Poultry breeding, Fixture (including LED) replacement with new layout	SqFt	\$0.29
Cass	670	Energy Efficient Lighting System	Poultry house, Fixture (including LED) replacement	SqFt	\$0.12
Cass	670	Energy Efficient Lighting System	HU-Poultry house, Fixture (including LED) replacement	SqFt	\$0.14
Cass	670	Energy Efficient Lighting System	Poultry house, Fixture (including LED) replacement with new layout	SqFt	\$0.16
Cass	670	Energy Efficient Lighting System	HU-Poultry house, Fixture (including LED) replacement with new layout	SqFt	\$0.19
Cass	670	Energy Efficient Lighting System	Poultry house, Lamp replacement	SqFt	\$0.06
Cass	670	Energy Efficient Lighting System	HU-Poultry house, Lamp replacement	SqFt	\$0.08
Cass	670	Energy Efficient Lighting System	Specialty agricultural area, waterproof, Fixture (including LED) replacement	SqFt	\$0.83
Cass	670	Energy Efficient Lighting System	HU-Specialty agricultural area, waterproof, Fixture (including LED) replacement	SqFt	\$1.00
Cass	670	Energy Efficient Lighting System	Swine facility, Fixture (including LED) replacement	SqFt	\$0.20
Cass	670	Energy Efficient Lighting System	HU-Swine facility, Fixture (including LED) replacement	SqFt	\$0.23
Cass	672	Energy Efficient Building Envelope	Building Envelope - Attic Insulation	SqFt	\$0.75
Cass	672	Energy Efficient Building Envelope	HU-Building Envelope - Attic Insulation	SqFt	\$0.90
Cass	672	Energy Efficient Building Envelope	Building Envelope - Greenhouse Screens	SqFt	\$2.42
Cass	672	Energy Efficient Building Envelope	HU-Building Envelope - Greenhouse Screens	SqFt	\$2.90
Cass	672	Energy Efficient Building Envelope	Building Envelope - Sealant	Ft	\$1.46

County	Code	Practice	Component	Units	Unit Cost
Cass	672	Energy Efficient Building Envelope	HU-Building Envelope - Sealant	Ft	\$1.75
Cass	672	Energy Efficient Building Envelope	Building Envelope - Wall Insulation	SqFt	\$1.82
Cass	672	Energy Efficient Building Envelope	HU-Building Envelope - Wall Insulation	SqFt	\$2.18
Cass	672	Energy Efficient Building Envelope	Energy Efficient Glazing	SqFt	\$0.34
Cass	672	Energy Efficient Building Envelope	HU-Energy Efficient Glazing	SqFt	\$0.40
Cass	672	Energy Efficient Building Envelope	Greenhouse - Insulate Unglazed Walls	SqFt	\$0.30
Cass	672	Energy Efficient Building Envelope	HU-Greenhouse - Insulate Unglazed Walls	SqFt	\$0.37
Cass	810	Annual Forages for Grazing Systems	Annual forages mix	Ac	\$79.18
Cass	810	Annual Forages for Grazing Systems	HU-Annual forages mix	Ac	\$95.01
Cass	810	Annual Forages for Grazing Systems	Annual forages to Defer Grazing on Rangeland with FI	Ac	\$389.71
Cass	810	Annual Forages for Grazing Systems	HU-Annual forages to Defer Grazing on Rangeland with FI	Ac	\$402.55
Cass	810	Annual Forages for Grazing Systems	Annuals to Facilitate Renovation or Re-establishment	Ac	\$198.92
Cass	810	Annual Forages for Grazing Systems	HU-Annuals to Facilitate Renovation or Re-establishment	Ac	\$238.70
Cass	812	Raised Beds	Framed Raised Bed < 500 sq ft Contamination or Debris Sites only	SqFt	\$5.94
Cass	812	Raised Beds	HU-Framed Raised Bed < 500 sq ft Contamination or Debris Sites only	SqFt	\$7.12
Cass	812	Raised Beds	Framed Raised Bed greater than or equal to 500 sq ft Contamination or Debris Sites only	SqFt	\$3.39
Cass	812	Raised Beds	HU-Framed Raised Bed greater than or equal to 500 sq ft Contamination or Debris Sites only	SqFt	\$4.07
Cass	812	Raised Beds	Framed Raised Bed Small Lot Contamination or Debris Sites only	SqFt	\$11.39
Cass	812	Raised Beds	HU-Framed Raised Bed Small Lot Contamination or Debris Sites only	SqFt	\$13.67
Cass	812	Raised Beds	Unframed Raised Bed field size < 0.10 acres Contamination or Debris Sites only	SqFt	\$4.01
Cass	812	Raised Beds	HU-Unframed Raised Bed field size < 0.10 acres Contamination or Debris Sites only	SqFt	\$4.81
Cass	812	Raised Beds	Unframed Raised Bedfield size < 0.5 acres Contamination or Debris Sites only	SqFt	\$2.77
Cass	812	Raised Beds	HU-Unframed Raised Bedfield size < 0.5 acres Contamination or Debris Sites only	SqFt	\$3.33
Cass	821	Low Tunnel Systems	Low tunnel < 1000 square feet- Year 1	SqFt	\$4.74

County	Code	Practice	Component	Units	Unit Cost
Cass	821	Low Tunnel Systems	HU-Low tunnel < 1000 square feet- Year 1	SqFt	\$5.69
Cass	821	Low Tunnel Systems	Low tunnel 1000-5000 square feet, Year 1	SqFt	\$1.28
Cass	821	Low Tunnel Systems	HU-Low tunnel 1000-5000 square feet, Year 1	SqFt	\$1.54
Cass	821	Low Tunnel Systems	Low tunnel management- Year 2-3	SqFt	\$0.44
Cass	821	Low Tunnel Systems	HU-Low tunnel management- Year 2-3	SqFt	\$0.53
Cass	823	Organic Management	Certified Organic	Ac	\$87.48
Cass	823	Organic Management	HU-Certified Organic	Ac	\$104.97
Cass	823	Organic Management	Complex Crops and Livestock	Ac	\$350.30
Cass	823	Organic Management	HU-Complex Crops and Livestock	Ac	\$420.37
Cass	823	Organic Management	Complex Crops and Livestock FI	Ac	\$561.93
Cass	823	Organic Management	HU-Complex Crops and Livestock FI	Ac	\$631.99
Cass	823	Organic Management	Complex Crops FI	Ac	\$466.35
Cass	823	Organic Management	HU-Complex Crops FI	Ac	\$517.29
Cass	823	Organic Management	Complex Crops Only	Ac	\$254.72
Cass	823	Organic Management	HU-Complex Crops Only	Ac	\$305.67
Cass	823	Organic Management	Irrigated Pasture for Livestock	Ac	\$132.36
Cass	823	Organic Management	HU-Irrigated Pasture for Livestock	Ac	\$158.82
Cass	823	Organic Management	Simple Crops and Livestock	Ac	\$296.13
Cass	823	Organic Management	HU-Simple Crops and Livestock	Ac	\$355.36
Cass	823	Organic Management	Simple Crops and Livestock FI	Ac	\$326.08
Cass	823	Organic Management	HU-Simple Crops and Livestock FI	Ac	\$385.31
Cass	823	Organic Management	Simple Crops Large Acreage	Ac	\$74.25
Cass	823	Organic Management	HU-Simple Crops Large Acreage	Ac	\$89.11
Cass	823	Organic Management	Simple Crops Large Acreage FI	Ac	\$104.20
Cass	823	Organic Management	HU-Simple Crops Large Acreage FI	Ac	\$119.06
Cass	823	Organic Management	Simple Crops Only	Ac	\$221.95
Cass	823	Organic Management	HU-Simple Crops Only	Ac	\$266.34

County	Code	Practice	Component	Units	Unit Cost
Cass	823	Organic Management	Simple Crops Only FI	Ac	\$251.90
Cass	823	Organic Management	HU-Simple Crops Only FI	Ac	\$296.29
Cass	823	Organic Management	Small Scale	Ac	\$1,749.34
Cass	823	Organic Management	HU-Small Scale	Ac	\$2,099.20
Cass	823	Organic Management	Small Scale FI	Ac	\$1,983.59
Cass	823	Organic Management	HU-Small Scale FI	Ac	\$2,333.46
Cass	911	TA Design	TSPR-313 - Buried Concrete Tank	No	\$22,401.93
Cass	911	TA Design	TSPR-313 - Buried Concrete Tank, Greater Than 110,000 Cubic Feet	No	\$12,580.24
Cass	911	TA Design	TSPR-313 - Composted Bedded Pack, Concrete Floor and Walls	No	\$6,563.61
Cass	911	TA Design	TSPR-313 - Composted Bedded Pack, Earthen Floor and Wood Walls	No	\$3,719.38
Cass	911	TA Design	TSPR-313 - Dry Stack with Concrete Floor and Walls	No	\$7,876.33
Cass	911	TA Design	TSPR-313 - Pond	No	\$16,627.80
Cass	911	TA Design	TSPR-367 - Hoop Structure Roof	No	\$5,094.58
Cass	911	TA Design	TSPR-367 - Timber or Steel Sheet Roof	No	\$5,094.58
Cass	911	TA Design	TSPR-441 - SDI (Subsurface Drip Irrigation)	Ac	\$109.39
Cass	911	TA Design	TSPR-520 - Use On-Site Material	CuYd	\$1.36
Cass	911	TA Design	TSPR-521 - Flexible Membrane - Uncovered with liner drainage or venting	No	\$4,156.95
Cass	911	TA Design	TSPR-533 - Livestock, Manure Transfer	No	\$765.75
Cass	911	TA Design	TSPR-632 - Concrete Settling Structure with picket screen outlet	No	\$3,938.16
Cass	911	TA Design	TSPR-632 - Concrete Settling Structure with pipe outlet	No	\$13,236.61
Cass	911	TA Design	TSPR-634 - Gravity flow	Ft	\$5.11
Cass	911	TA Design	TSPR-634 - Pressure flow, less than or equal to 6 inch diameter conduit	Ft	\$2.52
Cass	912	TA Application	TSPR-313 - Buried Concrete Tank	No	\$5,649.18
Cass	912	TA Application	TSPR-313 - Buried Concrete Tank, Greater Than 110,000 Cubic Feet	No	\$3,172.41
Cass	912	TA Application	TSPR-313 - Composted Bedded Pack, Concrete Floor and Walls	No	\$4,375.74
Cass	912	TA Application	TSPR-313 - Composted Bedded Pack, Earthen Floor and Wood Walls	No	\$2,625.44
Cass	912	TA Application	TSPR-313 - Dry Stack with Concrete Floor and Walls	No	\$5,360.28

County	Code	Practice	Component	Units	Unit Cost
Cass	912	TA Application	TSPR-313 - Pond	No	\$5,360.28
Cass	912	TA Application	TSPR-367 - Hoop Structure Roof	No	\$2,498.68
Cass	912	TA Application	TSPR-367 - Timber or Steel Sheet Roof	No	\$1,998.94
Cass	912	TA Application	TSPR-441 - SDI (Subsurface Drip Irrigation)	Ac	\$47.40
Cass	912	TA Application	TSPR-520 - Use On-Site Material	CuYd	\$0.95
Cass	912	TA Application	TSPR-521 - Flexible Membrane - Uncovered with liner drainage or venting	No	\$4,047.56
Cass	912	TA Application	TSPR-632 - Concrete Settling Structure with picket screen outlet	No	\$2,844.23
Cass	912	TA Application	TSPR-632 - Concrete Settling Structure with pipe outlet	No	\$10,939.34
Cass	912	TA Application	TSPR-634 - Gravity flow	Ft	\$2.92
Cass	912	TA Application	TSPR-634 - Pressure flow, less than or equal to 6 inch diameter conduit	Ft	\$0.75
Cass	913	TA Check-Out	TSPR-313 - Buried Concrete Tank	No	\$7,597.18
Cass	913	TA Check-Out	TSPR-313 - Buried Concrete Tank, Greater Than 110,000 Cubic Feet	No	\$4,266.34
Cass	913	TA Check-Out	TSPR-313 - Composted Bedded Pack, Concrete Floor and Walls	No	\$3,500.59
Cass	913	TA Check-Out	TSPR-313 - Composted Bedded Pack, Earthen Floor and Wood Walls	No	\$1,750.30
Cass	913	TA Check-Out	TSPR-313 - Dry Stack with Concrete Floor and Walls	No	\$3,938.16
Cass	913	TA Check-Out	TSPR-313 - Pond	No	\$3,719.38
Cass	913	TA Check-Out	TSPR-367 - Hoop Structure Roof	No	\$829.29
Cass	913	TA Check-Out	TSPR-367 - Timber or Steel Sheet Roof	No	\$829.29
Cass	913	TA Check-Out	TSPR-441 - SDI (Subsurface Drip Irrigation)	Ac	\$16.41
Cass	913	TA Check-Out	TSPR-520 - Use On-Site Material	CuYd	\$0.20
Cass	913	TA Check-Out	TSPR-521 - Flexible Membrane - Uncovered with liner drainage or venting	No	\$437.57
Cass	913	TA Check-Out	TSPR-533 - Livestock, Manure Transfer	No	\$328.18
Cass	913	TA Check-Out	TSPR-632 - Concrete Settling Structure with picket screen outlet	No	\$656.36
Cass	913	TA Check-Out	TSPR-632 - Concrete Settling Structure with pipe outlet	No	\$656.36
Cass	913	TA Check-Out	TSPR-634 - Gravity flow	Ft	\$3.65
Cass	913	TA Check-Out	TSPR-634 - Pressure flow, less than or equal to 6 inch diameter conduit	Ft	\$0.52

County	Code	Practice	Component	Units	Unit Cost
Dodge	101	CNMP Design and Implementation Activity	All Livestock Operations, 301 to 700 Animal Units	No	\$4,497.10
Dodge	101	CNMP Design and Implementation Activity	HU-All Livestock Operations, 301 to 700 Animal Units	No	\$5,396.52
Dodge	101	CNMP Design and Implementation Activity	All Livestock Operations, Greater Than 700 Animal Units	No	\$7,049.99
Dodge	101	CNMP Design and Implementation Activity	HU-All Livestock Operations, Greater Than 700 Animal Units	No	\$8,459.98
Dodge	101	CNMP Design and Implementation Activity	All Livestock Operations, Less Than or Equal to 300 Animal Units	No	\$5,032.28
Dodge	101	CNMP Design and Implementation Activity	HU-All Livestock Operations, Less Than or Equal to 300 Animal Units	No	\$6,038.73
Dodge	101	CNMP Design and Implementation Activity	All Livestock Operations, No Land Application	No	\$845.91
Dodge	101	CNMP Design and Implementation Activity	HU-All Livestock Operations, No Land Application	No	\$1,015.09
Dodge	101	CNMP Design and Implementation Activity	CNMP Revision	No	\$3,687.15
Dodge	101	CNMP Design and Implementation Activity	HU-CNMP Revision	No	\$4,424.58
Dodge	102	Comprehensive Nutrient Management Plan	Dairy Operations, 301 to 700 Animal Units	No	\$5,205.85
Dodge	102	Comprehensive Nutrient Management Plan	HU-Dairy Operations, 301 to 700 Animal Units	No	\$6,247.01
Dodge	102	Comprehensive Nutrient Management Plan	Dairy Operations, Greater Than 700 Animal Units	No	\$6,506.47
Dodge	102	Comprehensive Nutrient Management Plan	HU-Dairy Operations, Greater Than 700 Animal Units	No	\$7,807.76
Dodge	102	Comprehensive Nutrient Management Plan	Dairy Operations, Less Than or Equal to 300 Animal Units	No	\$4,231.23
Dodge	102	Comprehensive Nutrient Management Plan	HU-Dairy Operations, Less Than or Equal to 300 Animal Units	No	\$5,077.48
Dodge	102	Comprehensive Nutrient Management Plan	Dairy Operations, No Land Application	No	\$4,426.83
Dodge	102	Comprehensive Nutrient Management Plan	HU-Dairy Operations, No Land Application	No	\$5,312.20
Dodge	102	Comprehensive Nutrient Management Plan	Non-Dairy Livestock Operations, 301 to 700 Animal Units	No	\$4,558.92
Dodge	102	Comprehensive Nutrient Management Plan	HU-Non-Dairy Livestock Operations, 301 to 700 Animal Units	No	\$5,470.70
Dodge	102	Comprehensive Nutrient Management Plan	Non-Dairy Livestock Operations, Less Than or Equal to 300 Animal Units	No	\$3,452.22
Dodge	102	Comprehensive Nutrient Management Plan	HU-Non-Dairy Livestock Operations, Less Than or Equal to 300 Animal Units	No	\$4,142.65
Dodge	102	Comprehensive Nutrient Management Plan	Non-Dairy Livestock Operations, No Land Application	No	\$2,735.01
Dodge	102	Comprehensive Nutrient Management Plan	HU-Non-Dairy Livestock Operations, No Land Application	No	\$3,282.02
Dodge	102	Comprehensive Nutrient Management Plan	Non-Dairy Operations, Greater Than 700 Animal Units	No	\$5,859.54
Dodge	102	Comprehensive Nutrient Management Plan	HU-Non-Dairy Operations, Greater Than 700 Animal Units	No	\$7,031.44
Dodge	106	Forest Management Plan	Nonindustrial Private Forest, 101 to 250 Acres	No	\$2,956.25

County	Code	Practice	Component	Units	Unit Cost
Dodge	106	Forest Management Plan	HU-Nonindustrial Private Forest, 101 to 250 Acres	No	\$3,547.50
Dodge	106	Forest Management Plan	Nonindustrial Private Forest, 21 to 100 Acres	No	\$1,799.46
Dodge	106	Forest Management Plan	HU-Nonindustrial Private Forest, 21 to 100 Acres	No	\$2,159.35
Dodge	106	Forest Management Plan	Nonindustrial Private Forest, 251 to 500 Acres	No	\$4,370.11
Dodge	106	Forest Management Plan	HU-Nonindustrial Private Forest, 251 to 500 Acres	No	\$5,244.14
Dodge	106	Forest Management Plan	Nonindustrial Private Forest, 501 to 1,000 Acres	No	\$5,334.11
Dodge	106	Forest Management Plan	HU-Nonindustrial Private Forest, 501 to 1,000 Acres	No	\$6,400.94
Dodge	106	Forest Management Plan	Nonindustrial Private Forest, Greater Than 1,000 Acres	No	\$6,940.78
Dodge	106	Forest Management Plan	HU-Nonindustrial Private Forest, Greater Than 1,000 Acres	No	\$8,328.93
Dodge	106	Forest Management Plan	Nonindustrial Private Forest, Less Than or Equal to 20 Acres	No	\$1,221.06
Dodge	106	Forest Management Plan	HU-Nonindustrial Private Forest, Less Than or Equal to 20 Acres	No	\$1,465.27
Dodge	110	Grazing Management Plan	Grazed Lands, 1,501 to 5,000 Acres	No	\$3,335.83
Dodge	110	Grazing Management Plan	HU-Grazed Lands, 1,501 to 5,000 Acres	No	\$4,002.99
Dodge	110	Grazing Management Plan	Grazed Lands, 101 to 500 Acres	No	\$2,382.73
Dodge	110	Grazing Management Plan	HU-Grazed Lands, 101 to 500 Acres	No	\$2,859.28
Dodge	110	Grazing Management Plan	Grazed Lands, 5,001 to 10,000 Acres	No	\$3,812.37
Dodge	110	Grazing Management Plan	HU-Grazed Lands, 5,001 to 10,000 Acres	No	\$4,574.84
Dodge	110	Grazing Management Plan	Grazed Lands, 501 to 1,500 Acres	No	\$2,859.28
Dodge	110	Grazing Management Plan	HU-Grazed Lands, 501 to 1,500 Acres	No	\$3,431.13
Dodge	110	Grazing Management Plan	Grazed Lands, Greater Than 10,000 Acres	No	\$4,288.91
Dodge	110	Grazing Management Plan	HU-Grazed Lands, Greater Than 10,000 Acres	No	\$5,146.69
Dodge	110	Grazing Management Plan	Grazed Lands, Less Than or Equal to 100 Acres	No	\$1,906.18
Dodge	110	Grazing Management Plan	HU-Grazed Lands, Less Than or Equal to 100 Acres	No	\$2,287.43
Dodge	116	Soil Health Management Plan	Crops and Livestock Soil Health Management, Greater Than or Equal to Five Units	No	\$1,955.99
Dodge	116	Soil Health Management Plan	HU-Crops and Livestock Soil Health Management, Greater Than or Equal to Five Units	No	\$2,347.20
Dodge	116	Soil Health Management Plan	Crops and Livestock Soil Health Management, Less Than Five Units	No	\$1,564.80

County	Code	Practice	Component	Units	Unit Cost
Dodge	116	Soil Health Management Plan	HU-Crops and Livestock Soil Health Management, Less Than Five Units	No	\$1,877.76
Dodge	116	Soil Health Management Plan	Crops Soil Health Management, Greater Than or Equal to Five Units	No	\$1,825.60
Dodge	116	Soil Health Management Plan	HU-Crops Soil Health Management, Greater Than or Equal to Five Units	No	\$2,190.71
Dodge	116	Soil Health Management Plan	Crops Soil Health Management, Less Than Five Units	No	\$1,434.40
Dodge	116	Soil Health Management Plan	HU-Crops Soil Health Management, Less Than Five Units	No	\$1,721.27
Dodge	116	Soil Health Management Plan	Organic Crops and Livestock Soil Health Management, Greater Than or Equal to Five Units	No	\$2,347.20
Dodge	116	Soil Health Management Plan	HU-Organic Crops and Livestock Soil Health Management, Greater Than or Equal to Five Units	No	\$2,816.64
Dodge	116	Soil Health Management Plan	Organic Crops and Livestock Soil Health Management, Less Than Five Units	No	\$2,216.79
Dodge	116	Soil Health Management Plan	HU-Organic Crops and Livestock Soil Health Management, Less Than Five Units	No	\$2,660.15
Dodge	116	Soil Health Management Plan	Organic Crops Soil Health Management, Greater Than or Equal to Five Units	No	\$2,086.40
Dodge	116	Soil Health Management Plan	HU-Organic Crops Soil Health Management, Greater Than or Equal to Five Units	No	\$2,503.68
Dodge	116	Soil Health Management Plan	Organic Crops Soil Health Management, Less Than Five Units	No	\$1,695.20
Dodge	116	Soil Health Management Plan	HU-Organic Crops Soil Health Management, Less Than Five Units	No	\$2,034.24
Dodge	116	Soil Health Management Plan	Small Farm, Less Than or Equal to 10 Acres	No	\$1,304.00
Dodge	116	Soil Health Management Plan	HU-Small Farm, Less Than or Equal to 10 Acres	No	\$1,564.80
Dodge	120	Agricultural Energy Design	High Complexity, Four to Five Designs	No	\$7,134.63
Dodge	120	Agricultural Energy Design	HU-High Complexity, Four to Five Designs	No	\$8,561.56
Dodge	120	Agricultural Energy Design	High Complexity, Greater Than or Equal to Six Designs	No	\$8,394.05
Dodge	120	Agricultural Energy Design	HU-High Complexity, Greater Than or Equal to Six Designs	No	\$10,072.87
Dodge	120	Agricultural Energy Design	High Complexity, One Design	No	\$4,615.79
Dodge	120	Agricultural Energy Design	HU-High Complexity, One Design	No	\$5,538.96
Dodge	120	Agricultural Energy Design	High Complexity, Two to Three Designs	No	\$5,875.21
Dodge	120	Agricultural Energy Design	HU-High Complexity, Two to Three Designs	No	\$7,050.26
Dodge	120	Agricultural Energy Design	Low Complexity, Four to Five Designs	No	\$4,837.30

County	Code	Practice	Component	Units	Unit Cost
Dodge	120	Agricultural Energy Design	HU-Low Complexity, Four to Five Designs	No	\$5,804.75
Dodge	120	Agricultural Energy Design	Low Complexity, Greater Than or Equal to Six Designs	No	\$6,096.72
Dodge	120	Agricultural Energy Design	HU-Low Complexity, Greater Than or Equal to Six Designs	No	\$7,316.06
Dodge	120	Agricultural Energy Design	Low Complexity, One Design	No	\$2,318.46
Dodge	120	Agricultural Energy Design	HU-Low Complexity, One Design	No	\$2,782.14
Dodge	120	Agricultural Energy Design	Low Complexity, Two to Three Designs	No	\$3,577.88
Dodge	120	Agricultural Energy Design	HU-Low Complexity, Two to Three Designs	No	\$4,293.45
Dodge	120	Agricultural Energy Design	Medium Complexity, Four to Five Designs	No	\$5,985.97
Dodge	120	Agricultural Energy Design	HU-Medium Complexity, Four to Five Designs	No	\$7,183.16
Dodge	120	Agricultural Energy Design	Medium Complexity, Greater Than or Equal to Six Designs	No	\$7,245.39
Dodge	120	Agricultural Energy Design	HU-Medium Complexity, Greater Than or Equal to Six Designs	No	\$8,694.46
Dodge	120	Agricultural Energy Design	Medium Complexity, One Design	No	\$3,467.12
Dodge	120	Agricultural Energy Design	HU-Medium Complexity, One Design	No	\$4,160.55
Dodge	120	Agricultural Energy Design	Medium Complexity, Two to Three Designs	No	\$4,726.55
Dodge	120	Agricultural Energy Design	HU-Medium Complexity, Two to Three Designs	No	\$5,671.85
Dodge	138	Conservation Plan Supporting Organic Transition	Supporting Organic Transition for Crops and Livestock	No	\$4,889.99
Dodge	138	Conservation Plan Supporting Organic Transition	HU-Supporting Organic Transition for Crops and Livestock	No	\$5,867.99
Dodge	138	Conservation Plan Supporting Organic Transition	Transition to Organic for Crop and Livestock, High Complexity	No	\$7,163.53
Dodge	138	Conservation Plan Supporting Organic Transition	HU-Transition to Organic for Crop and Livestock, High Complexity	No	\$8,596.24
Dodge	138	Conservation Plan Supporting Organic Transition	Transition to Organic for Crop and Livestock, Low Complexity	No	\$4,889.99
Dodge	138	Conservation Plan Supporting Organic Transition	HU-Transition to Organic for Crop and Livestock, Low Complexity	No	\$5,867.99
Dodge	138	Conservation Plan Supporting Organic Transition	Transition to Organic for Crop, High Complexity	No	\$4,889.99
Dodge	138	Conservation Plan Supporting Organic Transition	HU-Transition to Organic for Crop, High Complexity	No	\$5,867.99
Dodge	138	Conservation Plan Supporting Organic Transition	Transition to Organic for Crop, Low Complexity	No	\$4,237.99
Dodge	138	Conservation Plan Supporting Organic Transition	HU-Transition to Organic for Crop, Low Complexity	No	\$5,085.60
Dodge	138	Conservation Plan Supporting Organic Transition	Transition to Organic for Livestock, High Complexity	No	\$6,837.53
Dodge	138	Conservation Plan Supporting Organic Transition	HU-Transition to Organic for Livestock, High Complexity	No	\$8,205.04

County	Code	Practice	Component	Units	Unit Cost
Dodge	138	Conservation Plan Supporting Organic Transition	Transition to Organic for Livestock, Low Complexity	No	\$4,563.99
Dodge	138	Conservation Plan Supporting Organic Transition	HU-Transition to Organic for Livestock, Low Complexity	No	\$5,476.79
Dodge	140	Transition to Organic Design	High Complexity Conservation Practices, Greater Than or Equal to Five	No	\$12,465.61
Dodge	140	Transition to Organic Design	HU-High Complexity Conservation Practices, Greater Than or Equal to Five	No	\$14,958.73
Dodge	140	Transition to Organic Design	High Complexity Conservation Practices, One to Four	No	\$9,671.58
Dodge	140	Transition to Organic Design	HU-High Complexity Conservation Practices, One to Four	No	\$11,605.90
Dodge	140	Transition to Organic Design	Low Complexity Conservation Practices, Greater Than or Equal to Five	No	\$7,475.07
Dodge	140	Transition to Organic Design	HU-Low Complexity Conservation Practices, Greater Than or Equal to Five	No	\$8,970.09
Dodge	140	Transition to Organic Design	Low Complexity Conservation Practices, One to Four	No	\$3,763.52
Dodge	140	Transition to Organic Design	HU-Low Complexity Conservation Practices, One to Four	No	\$4,516.23
Dodge	144	Fish and Wildlife Habitat Design	Habitat Design, One Land Use	No	\$2,486.03
Dodge	144	Fish and Wildlife Habitat Design	HU-Habitat Design, One Land Use	No	\$2,983.23
Dodge	144	Fish and Wildlife Habitat Design	Habitat Design, Three or More Land Uses	No	\$3,590.93
Dodge	144	Fish and Wildlife Habitat Design	HU-Habitat Design, Three or More Land Uses	No	\$4,309.12
Dodge	144	Fish and Wildlife Habitat Design	Habitat Design, Two Land Uses	No	\$3,038.48
Dodge	144	Fish and Wildlife Habitat Design	HU-Habitat Design, Two Land Uses	No	\$3,646.17
Dodge	148	Pollinator Habitat Design	Pollinator Habitat	No	\$2,900.36
Dodge	148	Pollinator Habitat Design	HU-Pollinator Habitat	No	\$3,480.44
Dodge	148	Pollinator Habitat Design	Pollinator Habitat, No Local TSP	No	\$4,212.44
Dodge	148	Pollinator Habitat Design	HU-Pollinator Habitat, No Local TSP	No	\$5,054.93
Dodge	157	Nutrient Management Design and Implementation Activity	Nutrient Management, 101 to 300 Acres and No Manure	No	\$3,362.84
Dodge	157	Nutrient Management Design and Implementation Activity	HU-Nutrient Management, 101 to 300 Acres and No Manure	No	\$4,035.41
Dodge	157	Nutrient Management Design and Implementation Activity	Nutrient Management, 101 to 300 Acres Fertilizer and Manure	No	\$5,884.96
Dodge	157	Nutrient Management Design and Implementation Activity	HU-Nutrient Management, 101 to 300 Acres Fertilizer and Manure	No	\$7,061.96

<b>County</b>	<b>Code</b>	<b>Practice</b>	<b>Component</b>	<b>Units</b>	<b>Unit Cost</b>
Dodge	157	Nutrient Management Design and Implementation Activity	Nutrient Management, Greater Than 300 Acres and No Manure	No	\$4,203.55
Dodge	157	Nutrient Management Design and Implementation Activity	HU-Nutrient Management, Greater Than 300 Acres and No Manure	No	\$5,044.26
Dodge	157	Nutrient Management Design and Implementation Activity	Nutrient Management, Greater Than 300 Acres Fertilizer and Manure	No	\$7,146.03
Dodge	157	Nutrient Management Design and Implementation Activity	HU-Nutrient Management, Greater Than 300 Acres Fertilizer and Manure	No	\$8,575.24
Dodge	157	Nutrient Management Design and Implementation Activity	Nutrient Management, Less Than or Equal to 100 Acres and No Manure	No	\$2,522.12
Dodge	157	Nutrient Management Design and Implementation Activity	HU-Nutrient Management, Less Than or Equal to 100 Acres and No Manure	No	\$3,026.55
Dodge	157	Nutrient Management Design and Implementation Activity	Nutrient Management, Less Than or Equal to 100 Acres Fertilizer and Manure	No	\$4,203.55
Dodge	157	Nutrient Management Design and Implementation Activity	HU-Nutrient Management, Less Than or Equal to 100 Acres Fertilizer and Manure	No	\$5,044.26
Dodge	158	Feed Management Design	Feed Management Plan	No	\$3,362.84
Dodge	158	Feed Management Design	HU-Feed Management Plan	No	\$4,035.41
Dodge	159	Grazing Management Design	Grazed Lands, 1,501 to 5,000 Acres	No	\$2,223.88
Dodge	159	Grazing Management Design	HU-Grazed Lands, 1,501 to 5,000 Acres	No	\$2,668.66
Dodge	159	Grazing Management Design	Grazed Lands, 101 to 500 Acres	No	\$1,588.48
Dodge	159	Grazing Management Design	HU-Grazed Lands, 101 to 500 Acres	No	\$1,906.18
Dodge	159	Grazing Management Design	Grazed Lands, 5,001 to 10,000 Acres	No	\$2,541.58
Dodge	159	Grazing Management Design	HU-Grazed Lands, 5,001 to 10,000 Acres	No	\$3,049.90
Dodge	159	Grazing Management Design	Grazed Lands, 501 to 1,500 Acres	No	\$1,906.18
Dodge	159	Grazing Management Design	HU-Grazed Lands, 501 to 1,500 Acres	No	\$2,287.43
Dodge	159	Grazing Management Design	Grazed Lands, Greater Than 10,000 Acres	No	\$2,859.28
Dodge	159	Grazing Management Design	HU-Grazed Lands, Greater Than 10,000 Acres	No	\$3,431.13
Dodge	159	Grazing Management Design	Grazed Lands, Less Than or Equal to 100 Acres	No	\$1,270.79
Dodge	159	Grazing Management Design	HU-Grazed Lands, Less Than or Equal to 100 Acres	No	\$1,524.95

County	Code	Practice	Component	Units	Unit Cost
Dodge	160	Prescribed Burning Design	Burn Implementation, 101 to 250 Acres	No	\$1,606.66
Dodge	160	Prescribed Burning Design	HU-Burn Implementation, 101 to 250 Acres	No	\$1,927.99
Dodge	160	Prescribed Burning Design	Burn Implementation, 21 to 100 Acres	No	\$1,285.33
Dodge	160	Prescribed Burning Design	HU-Burn Implementation, 21 to 100 Acres	No	\$1,542.39
Dodge	160	Prescribed Burning Design	Burn Implementation, 251 to 500 Acres	No	\$1,927.99
Dodge	160	Prescribed Burning Design	HU-Burn Implementation, 251 to 500 Acres	No	\$2,313.60
Dodge	160	Prescribed Burning Design	Burn Implementation, 501 to 1,000 Acres	No	\$2,570.65
Dodge	160	Prescribed Burning Design	HU-Burn Implementation, 501 to 1,000 Acres	No	\$3,084.79
Dodge	160	Prescribed Burning Design	Burn Implementation, Greater Than 1,000 Acres	No	\$3,855.99
Dodge	160	Prescribed Burning Design	HU-Burn Implementation, Greater Than 1,000 Acres	No	\$4,627.18
Dodge	160	Prescribed Burning Design	Burn Implementation, Less Than or Equal to 20 Acres	No	\$964.00
Dodge	160	Prescribed Burning Design	HU-Burn Implementation, Less Than or Equal to 20 Acres	No	\$1,156.79
Dodge	161	Pest Management Conservation System Design	High Complexity Conservation Practices, Greater Than or Equal to Five	No	\$6,454.48
Dodge	161	Pest Management Conservation System Design	HU-High Complexity Conservation Practices, Greater Than or Equal to Five	No	\$7,745.38
Dodge	161	Pest Management Conservation System Design	High Complexity Conservation Practices, One to Four	No	\$5,234.33
Dodge	161	Pest Management Conservation System Design	HU-High Complexity Conservation Practices, One to Four	No	\$6,281.19
Dodge	161	Pest Management Conservation System Design	Low Complexity Conservation Practices, Greater Than or Equal to Five	No	\$3,686.44
Dodge	161	Pest Management Conservation System Design	HU-Low Complexity Conservation Practices, Greater Than or Equal to Five	No	\$4,423.73
Dodge	161	Pest Management Conservation System Design	Low Complexity Conservation Practices, One to Four	No	\$2,466.29
Dodge	161	Pest Management Conservation System Design	HU-Low Complexity Conservation Practices, One to Four	No	\$2,959.55
Dodge	162	Soil Health Management System Design	Crops and Livestock Soil Health Management, Greater Than or Equal to Five Units	No	\$4,203.55
Dodge	162	Soil Health Management System Design	HU-Crops and Livestock Soil Health Management, Greater Than or Equal to Five Units	No	\$5,044.26
Dodge	162	Soil Health Management System Design	Crops and Livestock Soil Health Management, Less Than Five Units	No	\$3,362.84
Dodge	162	Soil Health Management System Design	HU-Crops and Livestock Soil Health Management, Less Than Five Units	No	\$4,035.41
Dodge	162	Soil Health Management System Design	Crops Soil Health Management, Greater Than or Equal to Five Units	No	\$3,867.26
Dodge	162	Soil Health Management System Design	HU-Crops Soil Health Management, Greater Than or Equal to Five Units	No	\$4,640.71

County	Code	Practice	Component	Units	Unit Cost
Dodge	162	Soil Health Management System Design	Crops Soil Health Management, Less Than Five Units	No	\$3,194.69
Dodge	162	Soil Health Management System Design	HU-Crops Soil Health Management, Less Than Five Units	No	\$3,833.63
Dodge	162	Soil Health Management System Design	Organic Crops and Livestock Soil Health Management, Greater Than or Equal to Five Units	No	\$6,725.67
Dodge	162	Soil Health Management System Design	HU-Organic Crops and Livestock Soil Health Management, Greater Than or Equal to Five Units	No	\$8,070.81
Dodge	162	Soil Health Management System Design	Organic Crops and Livestock Soil Health Management, Less Than Five Units	No	\$5,380.53
Dodge	162	Soil Health Management System Design	HU-Organic Crops and Livestock Soil Health Management, Less Than Five Units	No	\$6,456.64
Dodge	162	Soil Health Management System Design	Organic Crops Soil Health Management, Greater Than or Equal to Five Units	No	\$5,044.26
Dodge	162	Soil Health Management System Design	HU-Organic Crops Soil Health Management, Greater Than or Equal to Five Units	No	\$6,053.10
Dodge	162	Soil Health Management System Design	Organic Crops Soil Health Management, Less Than Five Units	No	\$3,699.12
Dodge	162	Soil Health Management System Design	HU-Organic Crops Soil Health Management, Less Than Five Units	No	\$4,438.95
Dodge	162	Soil Health Management System Design	Small Farm, Less Than or Equal to 10 Acres	No	\$2,522.12
Dodge	162	Soil Health Management System Design	HU-Small Farm, Less Than or Equal to 10 Acres	No	\$3,026.55
Dodge	163	Irrigation Water Management Design	Designs with Pump Test, Greater Than or Equal to Three	No	\$10,051.64
Dodge	163	Irrigation Water Management Design	HU-Designs with Pump Test, Greater Than or Equal to Three	No	\$12,061.97
Dodge	163	Irrigation Water Management Design	Designs with Pump Test, One to Two	No	\$6,336.05
Dodge	163	Irrigation Water Management Design	HU-Designs with Pump Test, One to Two	No	\$7,603.25
Dodge	163	Irrigation Water Management Design	Designs without Pump Test, Greater Than or Equal to Three	No	\$8,674.15
Dodge	163	Irrigation Water Management Design	HU-Designs without Pump Test, Greater Than or Equal to Three	No	\$10,408.98
Dodge	163	Irrigation Water Management Design	Designs without Pump Test, One to Two	No	\$5,323.00
Dodge	163	Irrigation Water Management Design	HU-Designs without Pump Test, One to Two	No	\$6,387.59
Dodge	164	Improved Management of Drainage Water Design	Designs with No Tile Map, Greater Than or Equal to Three	No	\$8,896.29
Dodge	164	Improved Management of Drainage Water Design	HU-Designs with No Tile Map, Greater Than or Equal to Three	No	\$10,675.55
Dodge	164	Improved Management of Drainage Water Design	Designs with No Tile Map, One to Two	No	\$7,077.43
Dodge	164	Improved Management of Drainage Water Design	HU-Designs with No Tile Map, One to Two	No	\$8,492.92

County	Code	Practice	Component	Units	Unit Cost
Dodge	164	Improved Management of Drainage Water Design	Designs with Tile Map, Greater Than or Equal to Three	No	\$8,167.43
Dodge	164	Improved Management of Drainage Water Design	HU-Designs with Tile Map, Greater Than or Equal to Three	No	\$9,800.91
Dodge	164	Improved Management of Drainage Water Design	Designs with Tile Map, One to Two	No	\$5,195.98
Dodge	164	Improved Management of Drainage Water Design	HU-Designs with Tile Map, One to Two	No	\$6,235.17
Dodge	165	Forest Management Practice Design	Nonindustrial Private Forest, 101 to 250 Acres	No	\$771.20
Dodge	165	Forest Management Practice Design	HU-Nonindustrial Private Forest, 101 to 250 Acres	No	\$925.44
Dodge	165	Forest Management Practice Design	Nonindustrial Private Forest, 21 to 100 Acres	No	\$514.13
Dodge	165	Forest Management Practice Design	HU-Nonindustrial Private Forest, 21 to 100 Acres	No	\$616.95
Dodge	165	Forest Management Practice Design	Nonindustrial Private Forest, 251 to 500 Acres	No	\$1,028.26
Dodge	165	Forest Management Practice Design	HU-Nonindustrial Private Forest, 251 to 500 Acres	No	\$1,233.92
Dodge	165	Forest Management Practice Design	Nonindustrial Private Forest, 501 to 1,000 Acres	No	\$1,221.06
Dodge	165	Forest Management Practice Design	HU-Nonindustrial Private Forest, 501 to 1,000 Acres	No	\$1,465.27
Dodge	165	Forest Management Practice Design	Nonindustrial Private Forest, Greater Than 1,000 Acres	No	\$1,478.13
Dodge	165	Forest Management Practice Design	HU-Nonindustrial Private Forest, Greater Than 1,000 Acres	No	\$1,773.76
Dodge	165	Forest Management Practice Design	Nonindustrial Private Forest, Less Than or Equal to 20 Acres	No	\$321.33
Dodge	165	Forest Management Practice Design	HU-Nonindustrial Private Forest, Less Than or Equal to 20 Acres	No	\$385.60
Dodge	199	Conservation Plan	One Land Use, 10 to 199 Acres	No	\$3,210.29
Dodge	199	Conservation Plan	HU-One Land Use, 10 to 199 Acres	No	\$3,852.35
Dodge	199	Conservation Plan	One Land Use, 200 to 1,000 Acres	No	\$4,728.77
Dodge	199	Conservation Plan	HU-One Land Use, 200 to 1,000 Acres	No	\$5,674.52
Dodge	199	Conservation Plan	One Land Use, Greater Than 1,000 Acres	No	\$6,293.57
Dodge	199	Conservation Plan	HU-One Land Use, Greater Than 1,000 Acres	No	\$7,552.28
Dodge	199	Conservation Plan	Small Farm	No	\$2,532.52
Dodge	199	Conservation Plan	HU-Small Farm	No	\$3,039.03
Dodge	199	Conservation Plan	Three or More Land Uses, 10 to 199 Acres	No	\$6,293.57
Dodge	199	Conservation Plan	HU-Three or More Land Uses, 10 to 199 Acres	No	\$7,552.28
Dodge	199	Conservation Plan	Three or More Land Uses, 200 to 1,000 Acres	No	\$7,667.06

County	Code	Practice	Component	Units	Unit Cost
Dodge	199	Conservation Plan	HU-Three or More Land Uses, 200 to 1,000 Acres	No	\$9,200.47
Dodge	199	Conservation Plan	Three or More Land Uses, Greater Than 1,000 Acres	No	\$8,849.25
Dodge	199	Conservation Plan	HU-Three or More Land Uses, Greater Than 1,000 Acres	No	\$10,619.10
Dodge	199	Conservation Plan	Two Land Uses, 10 to 199 Acres	No	\$4,728.77
Dodge	199	Conservation Plan	HU-Two Land Uses, 10 to 199 Acres	No	\$5,674.52
Dodge	199	Conservation Plan	Two Land Uses, 200 to 1,000 Acres	No	\$6,293.57
Dodge	199	Conservation Plan	HU-Two Land Uses, 200 to 1,000 Acres	No	\$7,552.28
Dodge	199	Conservation Plan	Two Land Uses, Greater Than 1,000 Acres	No	\$7,667.06
Dodge	199	Conservation Plan	HU-Two Land Uses, Greater Than 1,000 Acres	No	\$9,200.47
Dodge	201	Edge-of-Field Water Quality Monitoring-Data Collection and Evaluation	Discrete Sampling, Single Parameter, Additional Year	No	\$4,614.10
Dodge	201	Edge-of-Field Water Quality Monitoring-Data Collection and Evaluation	HU-Discrete Sampling, Single Parameter, Additional Year	No	\$5,536.92
Dodge	201	Edge-of-Field Water Quality Monitoring-Data Collection and Evaluation	Discrete Sampling, Single Parameter, Year One	No	\$5,608.14
Dodge	201	Edge-of-Field Water Quality Monitoring-Data Collection and Evaluation	HU-Discrete Sampling, Single Parameter, Year One	No	\$6,729.77
Dodge	201	Edge-of-Field Water Quality Monitoring-Data Collection and Evaluation	Surface Last Year	No	\$21,310.11
Dodge	201	Edge-of-Field Water Quality Monitoring-Data Collection and Evaluation	HU-Surface Last Year	No	\$25,572.14
Dodge	201	Edge-of-Field Water Quality Monitoring-Data Collection and Evaluation	Surface Last Year, Two Treatment Sites	No	\$30,769.12
Dodge	201	Edge-of-Field Water Quality Monitoring-Data Collection and Evaluation	HU-Surface Last Year, Two Treatment Sites	No	\$36,922.94
Dodge	201	Edge-of-Field Water Quality Monitoring-Data Collection and Evaluation	Surface Year One and Less Quality Assurance Project Plan, Two Treatment Sites	No	\$25,798.90
Dodge	201	Edge-of-Field Water Quality Monitoring-Data Collection and Evaluation	HU-Surface Year One and Less Quality Assurance Project Plan, Two Treatment Sites	No	\$30,958.68
Dodge	201	Edge-of-Field Water Quality Monitoring-Data Collection and Evaluation	Surface Year One Plus, No Quality Assurance Project Plan	No	\$17,996.63

County	Code	Practice	Component	Units	Unit Cost
Dodge	201	Edge-of-Field Water Quality Monitoring-Data Collection and Evaluation	HU-Surface Year One Plus, No Quality Assurance Project Plan	No	\$21,595.96
Dodge	201	Edge-of-Field Water Quality Monitoring-Data Collection and Evaluation	Surface Year One Quality Assurance Project Plan	No	\$24,292.24
Dodge	201	Edge-of-Field Water Quality Monitoring-Data Collection and Evaluation	HU-Surface Year One Quality Assurance Project Plan	No	\$29,150.69
Dodge	201	Edge-of-Field Water Quality Monitoring-Data Collection and Evaluation	Surface Year One Quality Assurance Project Plan, Two Treatment Sites	No	\$33,585.57
Dodge	201	Edge-of-Field Water Quality Monitoring-Data Collection and Evaluation	HU-Surface Year One Quality Assurance Project Plan, Two Treatment Sites	No	\$40,302.69
Dodge	201	Edge-of-Field Water Quality Monitoring-Data Collection and Evaluation	Tile Last Year	No	\$47,455.94
Dodge	201	Edge-of-Field Water Quality Monitoring-Data Collection and Evaluation	HU-Tile Last Year	No	\$56,947.12
Dodge	201	Edge-of-Field Water Quality Monitoring-Data Collection and Evaluation	Tile Last Year, Two Treatment Sites	No	\$67,994.44
Dodge	201	Edge-of-Field Water Quality Monitoring-Data Collection and Evaluation	HU-Tile Last Year, Two Treatment Sites	No	\$81,593.33
Dodge	201	Edge-of-Field Water Quality Monitoring-Data Collection and Evaluation	Tile Year One and Less Quality Assurance Project Plan, Two Treatment Sites	No	\$63,024.22
Dodge	201	Edge-of-Field Water Quality Monitoring-Data Collection and Evaluation	HU-Tile Year One and Less Quality Assurance Project Plan, Two Treatment Sites	No	\$75,629.06
Dodge	201	Edge-of-Field Water Quality Monitoring-Data Collection and Evaluation	Tile Year One Plus, No Quality Assurance Project Plan	No	\$44,142.46
Dodge	201	Edge-of-Field Water Quality Monitoring-Data Collection and Evaluation	HU-Tile Year One Plus, No Quality Assurance Project Plan	No	\$52,970.94
Dodge	201	Edge-of-Field Water Quality Monitoring-Data Collection and Evaluation	Tile Year One, Quality Assurance Project Plan	No	\$50,438.07
Dodge	201	Edge-of-Field Water Quality Monitoring-Data Collection and Evaluation	HU-Tile Year One, Quality Assurance Project Plan	No	\$60,525.68
Dodge	202	Edge-of-Field Water Quality Monitoring-System Installation	Above and Below System, Cold Climate	No	\$34,627.60
Dodge	202	Edge-of-Field Water Quality Monitoring-System Installation	HU-Above and Below System, Cold Climate	No	\$41,553.13

<b>County</b>	<b>Code</b>	<b>Practice</b>	<b>Component</b>	<b>Units</b>	<b>Unit Cost</b>
Dodge	202	Edge-of-Field Water Quality Monitoring-System Installation	Above and Below System, Warm Climate	No	\$31,540.76
Dodge	202	Edge-of-Field Water Quality Monitoring-System Installation	HU-Above and Below System, Warm Climate	No	\$37,848.91
Dodge	202	Edge-of-Field Water Quality Monitoring-System Installation	Retrofit, Above Three	No	\$18,827.42
Dodge	202	Edge-of-Field Water Quality Monitoring-System Installation	HU-Retrofit, Above Three	No	\$22,592.90
Dodge	202	Edge-of-Field Water Quality Monitoring-System Installation	Retrofit, One	No	\$2,585.84
Dodge	202	Edge-of-Field Water Quality Monitoring-System Installation	HU-Retrofit, One	No	\$3,103.01
Dodge	202	Edge-of-Field Water Quality Monitoring-System Installation	Retrofit, Surface or Subsurface, One	No	\$3,296.48
Dodge	202	Edge-of-Field Water Quality Monitoring-System Installation	HU-Retrofit, Surface or Subsurface, One	No	\$3,955.77
Dodge	202	Edge-of-Field Water Quality Monitoring-System Installation	Retrofit, Three	No	\$10,677.90
Dodge	202	Edge-of-Field Water Quality Monitoring-System Installation	HU-Retrofit, Three	No	\$12,813.48
Dodge	202	Edge-of-Field Water Quality Monitoring-System Installation	Retrofit, Two	No	\$7,736.70
Dodge	202	Edge-of-Field Water Quality Monitoring-System Installation	HU-Retrofit, Two	No	\$9,284.04
Dodge	202	Edge-of-Field Water Quality Monitoring-System Installation	Surface	No	\$22,532.39
Dodge	202	Edge-of-Field Water Quality Monitoring-System Installation	HU-Surface	No	\$27,038.87
Dodge	202	Edge-of-Field Water Quality Monitoring-System Installation	Surface, Cold Climate	No	\$23,093.31
Dodge	202	Edge-of-Field Water Quality Monitoring-System Installation	HU-Surface, Cold Climate	No	\$27,711.97
Dodge	202	Edge-of-Field Water Quality Monitoring-System Installation	Tile	No	\$31,589.11

County	Code	Practice	Component	Units	Unit Cost
Dodge	202	Edge-of-Field Water Quality Monitoring-System Installation	HU-Tile	No	\$37,906.93
Dodge	202	Edge-of-Field Water Quality Monitoring-System Installation	Tile, Cold Climate	No	\$31,589.11
Dodge	202	Edge-of-Field Water Quality Monitoring-System Installation	HU-Tile, Cold Climate	No	\$37,906.93
Dodge	204	Adaptive Management for Soil Health	Basic	No	\$2,074.57
Dodge	204	Adaptive Management for Soil Health	HU-Basic	No	\$2,489.47
Dodge	204	Adaptive Management for Soil Health	Basic with Soil Health Test	No	\$2,904.13
Dodge	204	Adaptive Management for Soil Health	HU-Basic with Soil Health Test	No	\$3,484.95
Dodge	206	Feed and Forage Analysis	Nutrient Composition Analysis	No	\$1,604.09
Dodge	206	Feed and Forage Analysis	HU-Nutrient Composition Analysis	No	\$1,924.91
Dodge	207	Site Assessment and Soil Testing for Contaminants Activity	Low Risk Sites	kSqFt	\$174.11
Dodge	207	Site Assessment and Soil Testing for Contaminants Activity	HU-Low Risk Sites	kSqFt	\$208.93
Dodge	207	Site Assessment and Soil Testing for Contaminants Activity	Site Evaluation	No	\$3,243.09
Dodge	207	Site Assessment and Soil Testing for Contaminants Activity	HU-Site Evaluation	No	\$3,891.70
Dodge	207	Site Assessment and Soil Testing for Contaminants Activity	Site Evaluation and Testing for Soil Contaminants	No	\$9,729.26
Dodge	207	Site Assessment and Soil Testing for Contaminants Activity	HU-Site Evaluation and Testing for Soil Contaminants	No	\$11,675.10
Dodge	207	Site Assessment and Soil Testing for Contaminants Activity	Soil Testing, Subsurface Investigation	No	\$6,486.17
Dodge	207	Site Assessment and Soil Testing for Contaminants Activity	HU-Soil Testing, Subsurface Investigation	No	\$7,783.41
Dodge	209	PFAS Testing in Water or Soil	High Complexity, Multiple Samples	No	\$773.77
Dodge	209	PFAS Testing in Water or Soil	HU-High Complexity, Multiple Samples	No	\$928.51
Dodge	209	PFAS Testing in Water or Soil	Low Complexity, Multiple Samples	No	\$641.22

County	Code	Practice	Component	Units	Unit Cost
Dodge	209	PFAS Testing in Water or Soil	HU-Low Complexity, Multiple Samples	No	\$769.47
Dodge	209	PFAS Testing in Water or Soil	Low Complexity, Single Sample	No	\$906.31
Dodge	209	PFAS Testing in Water or Soil	HU-Low Complexity, Single Sample	No	\$1,087.57
Dodge	216	Soil Health Testing	Basic	No	\$493.30
Dodge	216	Soil Health Testing	HU-Basic	No	\$591.97
Dodge	216	Soil Health Testing	Basic and Single Indicator	No	\$631.76
Dodge	216	Soil Health Testing	HU-Basic and Single Indicator	No	\$758.12
Dodge	216	Soil Health Testing	Minimal Suite	No	\$597.60
Dodge	216	Soil Health Testing	HU-Minimal Suite	No	\$717.12
Dodge	216	Soil Health Testing	Minimal Suite and Single Indicator	No	\$736.06
Dodge	216	Soil Health Testing	HU-Minimal Suite and Single Indicator	No	\$883.27
Dodge	216	Soil Health Testing	Single Indicator	No	\$320.68
Dodge	216	Soil Health Testing	HU-Single Indicator	No	\$384.81
Dodge	217	Soil and Source Testing for Nutrient Management	Acidic or Alkaline Soil Testing	No	\$187.51
Dodge	217	Soil and Source Testing for Nutrient Management	HU-Acidic or Alkaline Soil Testing	No	\$225.01
Dodge	217	Soil and Source Testing for Nutrient Management	Manure or Compost	No	\$825.64
Dodge	217	Soil and Source Testing for Nutrient Management	HU-Manure or Compost	No	\$990.77
Dodge	217	Soil and Source Testing for Nutrient Management	Soil Test with Organic Nutrients, Less Than or Equal to One Acre	No	\$358.74
Dodge	217	Soil and Source Testing for Nutrient Management	HU-Soil Test with Organic Nutrients, Less Than or Equal to One Acre	No	\$430.49
Dodge	217	Soil and Source Testing for Nutrient Management	Soil Testing	No	\$722.75
Dodge	217	Soil and Source Testing for Nutrient Management	HU-Soil Testing	No	\$867.29
Dodge	217	Soil and Source Testing for Nutrient Management	Soil Testing, Small Production Beds	No	\$464.27
Dodge	217	Soil and Source Testing for Nutrient Management	HU-Soil Testing, Small Production Beds	No	\$557.13
Dodge	217	Soil and Source Testing for Nutrient Management	Water Sampling	No	\$530.47
Dodge	217	Soil and Source Testing for Nutrient Management	HU-Water Sampling	No	\$636.56
Dodge	217	Soil and Source Testing for Nutrient Management	Zone or Grid Soil Testing	No	\$1,690.23
Dodge	217	Soil and Source Testing for Nutrient Management	HU-Zone or Grid Soil Testing	No	\$2,028.28

County	Code	Practice	Component	Units	Unit Cost
Dodge	218	Carbon Sequestration and Greenhouse Gas Mitigation Assessment	High Complexity	No	\$1,325.39
Dodge	218	Carbon Sequestration and Greenhouse Gas Mitigation Assessment	HU-High Complexity	No	\$1,590.47
Dodge	218	Carbon Sequestration and Greenhouse Gas Mitigation Assessment	Low Complexity	No	\$662.70
Dodge	218	Carbon Sequestration and Greenhouse Gas Mitigation Assessment	HU-Low Complexity	No	\$795.24
Dodge	218	Carbon Sequestration and Greenhouse Gas Mitigation Assessment	Medium Complexity	No	\$994.04
Dodge	218	Carbon Sequestration and Greenhouse Gas Mitigation Assessment	HU-Medium Complexity	No	\$1,192.85
Dodge	219	Prescribed Grazing Conservation Evaluation and Monitoring Activity	Grazed Lands, 1,501 to 5,000 Acres	No	\$2,779.85
Dodge	219	Prescribed Grazing Conservation Evaluation and Monitoring Activity	HU-Grazed Lands, 1,501 to 5,000 Acres	No	\$3,335.83
Dodge	219	Prescribed Grazing Conservation Evaluation and Monitoring Activity	Grazed Lands, 101 to 500 Acres	No	\$1,191.37
Dodge	219	Prescribed Grazing Conservation Evaluation and Monitoring Activity	HU-Grazed Lands, 101 to 500 Acres	No	\$1,429.63
Dodge	219	Prescribed Grazing Conservation Evaluation and Monitoring Activity	Grazed Lands, 5,001 to 10,000 Acres	No	\$3,574.10
Dodge	219	Prescribed Grazing Conservation Evaluation and Monitoring Activity	HU-Grazed Lands, 5,001 to 10,000 Acres	No	\$4,288.91
Dodge	219	Prescribed Grazing Conservation Evaluation and Monitoring Activity	Grazed Lands, 501 to 1,500 Acres	No	\$1,985.61
Dodge	219	Prescribed Grazing Conservation Evaluation and Monitoring Activity	HU-Grazed Lands, 501 to 1,500 Acres	No	\$2,382.73
Dodge	219	Prescribed Grazing Conservation Evaluation and Monitoring Activity	Grazed Lands, Greater Than 10,000 Acres	No	\$4,765.46
Dodge	219	Prescribed Grazing Conservation Evaluation and Monitoring Activity	HU-Grazed Lands, Greater Than 10,000 Acres	No	\$5,718.56
Dodge	219	Prescribed Grazing Conservation Evaluation and Monitoring Activity	Grazed Lands, Less Than or Equal to 100 Acres	No	\$794.25

County	Code	Practice	Component	Units	Unit Cost
Dodge	219	Prescribed Grazing Conservation Evaluation and Monitoring Activity	HU-Grazed Lands, Less Than or Equal to 100 Acres	No	\$953.10
Dodge	221	Soil Organic Carbon Stock Monitoring	Citizen Science	No	\$5,464.29
Dodge	221	Soil Organic Carbon Stock Monitoring	HU-Citizen Science	No	\$6,557.16
Dodge	221	Soil Organic Carbon Stock Monitoring	Soil Carbon Stock Sampling	No	\$3,718.64
Dodge	221	Soil Organic Carbon Stock Monitoring	HU-Soil Carbon Stock Sampling	No	\$4,462.36
Dodge	222	Indigenous Stewardship Methods Evaluation	Indigenous Knowledge, 1,001 to 3,000 Acres	No	\$17,492.47
Dodge	222	Indigenous Stewardship Methods Evaluation	HU- Indigenous Knowledge, 1,001 to 3,000 Acres	No	\$20,990.95
Dodge	222	Indigenous Stewardship Methods Evaluation	Indigenous Knowledge, 11 to 300 Acres	No	\$7,189.53
Dodge	222	Indigenous Stewardship Methods Evaluation	HU- Indigenous Knowledge, 11 to 300 Acres	No	\$8,627.44
Dodge	222	Indigenous Stewardship Methods Evaluation	Indigenous Knowledge, 301 to 1,000 Acres	No	\$13,188.71
Dodge	222	Indigenous Stewardship Methods Evaluation	HU- Indigenous Knowledge, 301 to 1,000 Acres	No	\$15,826.45
Dodge	222	Indigenous Stewardship Methods Evaluation	Indigenous Knowledge, Less Than or Equal to 10 Acres	No	\$5,428.80
Dodge	222	Indigenous Stewardship Methods Evaluation	HU- Indigenous Knowledge, Less Than or Equal to 10 Acres	No	\$6,514.55
Dodge	223	Forest Management Assessment	Nonindustrial Private Forest, 101 to 250 Acres	No	\$2,313.60
Dodge	223	Forest Management Assessment	HU-Nonindustrial Private Forest, 101 to 250 Acres	No	\$2,776.31
Dodge	223	Forest Management Assessment	Nonindustrial Private Forest, 21 to 100 Acres	No	\$1,221.06
Dodge	223	Forest Management Assessment	HU-Nonindustrial Private Forest, 21 to 100 Acres	No	\$1,465.27
Dodge	223	Forest Management Assessment	Nonindustrial Private Forest, 251 to 500 Acres	No	\$3,470.39
Dodge	223	Forest Management Assessment	HU-Nonindustrial Private Forest, 251 to 500 Acres	No	\$4,164.47
Dodge	223	Forest Management Assessment	Nonindustrial Private Forest, 501 to 1,000 Acres	No	\$4,370.11
Dodge	223	Forest Management Assessment	HU-Nonindustrial Private Forest, 501 to 1,000 Acres	No	\$5,244.14
Dodge	223	Forest Management Assessment	Nonindustrial Private Forest, Greater Than 1,000 Acres	No	\$5,848.24
Dodge	223	Forest Management Assessment	HU-Nonindustrial Private Forest, Greater Than 1,000 Acres	No	\$7,017.89
Dodge	223	Forest Management Assessment	Nonindustrial Private Forest, Less Than or Equal to 20 Acres	No	\$642.67
Dodge	223	Forest Management Assessment	HU-Nonindustrial Private Forest, Less Than or Equal to 20 Acres	No	\$771.20
Dodge	224	Aquifer Flow Test	Aquifer Testing	No	\$1,812.39

<b>County</b>	<b>Code</b>	<b>Practice</b>	<b>Component</b>	<b>Units</b>	<b>Unit Cost</b>
Dodge	224	Aquifer Flow Test	HU-Aquifer Testing	No	\$2,174.88
Dodge	226	Waste Facility Site Suitability and Feasibility Assessment	Dairy Livestock Operations, Onsite Evaluation for Planned Storage	No	\$3,600.12
Dodge	226	Waste Facility Site Suitability and Feasibility Assessment	HU-Dairy Livestock Operations, Onsite Evaluation for Planned Storage	No	\$4,320.14
Dodge	226	Waste Facility Site Suitability and Feasibility Assessment	Non-Dairy Livestock Operations, Onsite Evaluation for Planned Storage	No	\$2,578.04
Dodge	226	Waste Facility Site Suitability and Feasibility Assessment	HU-Non-Dairy Livestock Operations, Onsite Evaluation for Planned Storage	No	\$3,093.65
Dodge	227	Evaluation of Existing Waste Storage Facility Components	Livestock Operation, Greater Than Five Components	No	\$4,527.83
Dodge	227	Evaluation of Existing Waste Storage Facility Components	HU-Livestock Operation, Greater Than Five Components	No	\$5,433.40
Dodge	227	Evaluation of Existing Waste Storage Facility Components	Livestock Operation, One to Two Components	No	\$2,964.50
Dodge	227	Evaluation of Existing Waste Storage Facility Components	HU-Livestock Operation, One to Two Components	No	\$3,557.40
Dodge	227	Evaluation of Existing Waste Storage Facility Components	Livestock Operation, Three to Five Components	No	\$3,502.94
Dodge	227	Evaluation of Existing Waste Storage Facility Components	HU-Livestock Operation, Three to Five Components	No	\$4,203.53
Dodge	228	Agricultural Energy Assessment	Large, Greater Than or Equal to Four Enterprises	No	\$7,702.42
Dodge	228	Agricultural Energy Assessment	HU-Large, Greater Than or Equal to Four Enterprises	No	\$9,242.90
Dodge	228	Agricultural Energy Assessment	Large, One Enterprise	No	\$3,881.51
Dodge	228	Agricultural Energy Assessment	HU-Large, One Enterprise	No	\$4,657.81
Dodge	228	Agricultural Energy Assessment	Large, Three Enterprises	No	\$6,428.78
Dodge	228	Agricultural Energy Assessment	HU-Large, Three Enterprises	No	\$7,714.54
Dodge	228	Agricultural Energy Assessment	Large, Two Enterprises	No	\$5,155.15
Dodge	228	Agricultural Energy Assessment	HU-Large, Two Enterprises	No	\$6,186.18
Dodge	228	Agricultural Energy Assessment	Medium, Greater Than or Equal to Four Enterprises	No	\$6,772.96
Dodge	228	Agricultural Energy Assessment	HU-Medium, Greater Than or Equal to Four Enterprises	No	\$8,127.55

County	Code	Practice	Component	Units	Unit Cost
Dodge	228	Agricultural Energy Assessment	Medium, One Enterprise	No	\$2,952.05
Dodge	228	Agricultural Energy Assessment	HU-Medium, One Enterprise	No	\$3,542.46
Dodge	228	Agricultural Energy Assessment	Medium, Three Enterprises	No	\$5,499.32
Dodge	228	Agricultural Energy Assessment	HU-Medium, Three Enterprises	No	\$6,599.18
Dodge	228	Agricultural Energy Assessment	Medium, Two Enterprises	No	\$4,225.68
Dodge	228	Agricultural Energy Assessment	HU-Medium, Two Enterprises	No	\$5,070.82
Dodge	228	Agricultural Energy Assessment	Small, Greater Than or Equal to Four Enterprises	No	\$6,005.65
Dodge	228	Agricultural Energy Assessment	HU-Small, Greater Than or Equal to Four Enterprises	No	\$7,206.77
Dodge	228	Agricultural Energy Assessment	Small, One Enterprise	No	\$2,184.74
Dodge	228	Agricultural Energy Assessment	HU-Small, One Enterprise	No	\$2,621.69
Dodge	228	Agricultural Energy Assessment	Small, Three Enterprises	No	\$4,732.01
Dodge	228	Agricultural Energy Assessment	HU-Small, Three Enterprises	No	\$5,678.41
Dodge	228	Agricultural Energy Assessment	Small, Two Enterprises	No	\$3,458.37
Dodge	228	Agricultural Energy Assessment	HU-Small, Two Enterprises	No	\$4,150.05
Dodge	297	Feral Swine Damage Assessment	Data Collection	No	\$1,214.77
Dodge	297	Feral Swine Damage Assessment	HU-Data Collection	No	\$1,457.74
Dodge	297	Feral Swine Damage Assessment	Observation	No	\$779.15
Dodge	297	Feral Swine Damage Assessment	HU-Observation	No	\$934.98
Dodge	309	Agrichemical Handling Facility	Concrete Storage and Pad	SqFt	\$14.40
Dodge	309	Agrichemical Handling Facility	HU-Concrete Storage and Pad	SqFt	\$17.28
Dodge	309	Agrichemical Handling Facility	Drum Pallet Containment and Pad	SqFt	\$19.45
Dodge	309	Agrichemical Handling Facility	HU-Drum Pallet Containment and Pad	SqFt	\$23.33
Dodge	309	Agrichemical Handling Facility	Fabricated Liquid Storage with Pad	SqFt	\$14.68
Dodge	309	Agrichemical Handling Facility	HU-Fabricated Liquid Storage with Pad	SqFt	\$17.63
Dodge	309	Agrichemical Handling Facility	Liquid Storage with Pad	SqFt	\$8.17
Dodge	309	Agrichemical Handling Facility	HU-Liquid Storage with Pad	SqFt	\$9.80
Dodge	311	Alley Cropping	Single Row	No	\$33.46

County	Code	Practice	Component	Units	Unit Cost
Dodge	311	Alley Cropping	HU-Single Row	No	\$40.15
Dodge	311	Alley Cropping	Single Row, Less Than or Equal to Five Acres	No	\$24.29
Dodge	311	Alley Cropping	HU-Single Row, Less Than or Equal to Five Acres	No	\$29.14
Dodge	311	Alley Cropping	Three Row Sets	Ac	\$752.33
Dodge	311	Alley Cropping	HU-Three Row Sets	Ac	\$902.80
Dodge	313	Waste Storage Facility	Above Ground Steel or Concrete Structure	Cu-Ft	\$3.11
Dodge	313	Waste Storage Facility	HU-Above Ground Steel or Concrete Structure	Cu-Ft	\$3.74
Dodge	313	Waste Storage Facility	Buried Concrete Tank, 15,000 to 110,000 Cubic Feet	Cu-Ft	\$2.51
Dodge	313	Waste Storage Facility	HU-Buried Concrete Tank, 15,000 to 110,000 Cubic Feet	Cu-Ft	\$3.01
Dodge	313	Waste Storage Facility	Buried Concrete Tank, Greater Than 110,000 Cubic Feet	Cu-Ft	\$2.49
Dodge	313	Waste Storage Facility	HU-Buried Concrete Tank, Greater Than 110,000 Cubic Feet	Cu-Ft	\$2.98
Dodge	313	Waste Storage Facility	Buried Concrete Tank, Less Than or Equal to 14,999 Cubic Feet	Cu-Ft	\$3.90
Dodge	313	Waste Storage Facility	HU-Buried Concrete Tank, Less Than or Equal to 14,999 Cubic Feet	Cu-Ft	\$4.69
Dodge	313	Waste Storage Facility	Composted Bedded Pack, Concrete Floor and Walls	SqFt	\$12.59
Dodge	313	Waste Storage Facility	HU-Composted Bedded Pack, Concrete Floor and Walls	SqFt	\$15.11
Dodge	313	Waste Storage Facility	Composted Bedded Pack, Concrete Walls and Apron with Earthen Floor	SqFt	\$7.54
Dodge	313	Waste Storage Facility	HU-Composted Bedded Pack, Concrete Walls and Apron with Earthen Floor	SqFt	\$9.05
Dodge	313	Waste Storage Facility	Composted Bedded Pack, Earthen Floor and Concrete Walls	SqFt	\$5.29
Dodge	313	Waste Storage Facility	HU-Composted Bedded Pack, Earthen Floor and Concrete Walls	SqFt	\$6.34
Dodge	313	Waste Storage Facility	Composted Bedded Pack, Earthen Floor and Wood Walls	SqFt	\$3.17
Dodge	313	Waste Storage Facility	HU-Composted Bedded Pack, Earthen Floor and Wood Walls	SqFt	\$3.79
Dodge	313	Waste Storage Facility	Dry Stack with Concrete Floor and No Walls	SqFt	\$8.40
Dodge	313	Waste Storage Facility	HU-Dry Stack with Concrete Floor and No Walls	SqFt	\$10.08
Dodge	313	Waste Storage Facility	Dry Stack with Concrete Floor and Walls	SqFt	\$10.98
Dodge	313	Waste Storage Facility	HU-Dry Stack with Concrete Floor and Walls	SqFt	\$13.18
Dodge	313	Waste Storage Facility	Earthen Storage, Greater Than 50,000 Cubic Feet	Cu-Ft	\$0.18
Dodge	313	Waste Storage Facility	HU-Earthen Storage, Greater Than 50,000 Cubic Feet	Cu-Ft	\$0.22

<b>County</b>	<b>Code</b>	<b>Practice</b>	<b>Component</b>	<b>Units</b>	<b>Unit Cost</b>
Dodge	313	Waste Storage Facility	Embankment Pond	Cu-Ft	\$0.06
Dodge	313	Waste Storage Facility	HU-Embankment Pond	Cu-Ft	\$0.08
Dodge	313	Waste Storage Facility	Excavated Pond	Cu-Ft	\$0.11
Dodge	313	Waste Storage Facility	HU-Excavated Pond	Cu-Ft	\$0.14
Dodge	314	Brush Management	Chemical Control, Riparian Area	Ac	\$332.76
Dodge	314	Brush Management	HU-Chemical Control, Riparian Area	Ac	\$399.30
Dodge	314	Brush Management	Chemical Control, Spot Application	Ac	\$39.21
Dodge	314	Brush Management	HU-Chemical Control, Spot Application	Ac	\$47.06
Dodge	314	Brush Management	Chemical Control, Upland Areas	Ac	\$23.32
Dodge	314	Brush Management	HU-Chemical Control, Upland Areas	Ac	\$27.99
Dodge	314	Brush Management	Manual Control, Difficult Terrain	Ac	\$790.12
Dodge	314	Brush Management	HU-Manual Control, Difficult Terrain	Ac	\$948.14
Dodge	314	Brush Management	Manual Control, Hand Application	Ac	\$64.80
Dodge	314	Brush Management	HU-Manual Control, Hand Application	Ac	\$77.76
Dodge	314	Brush Management	Mechanical and Chemical Control, Heavy Infestation	Ac	\$398.10
Dodge	314	Brush Management	HU-Mechanical and Chemical Control, Heavy Infestation	Ac	\$477.72
Dodge	314	Brush Management	Mechanical and Chemical Control, Low Infestation	Ac	\$59.02
Dodge	314	Brush Management	HU-Mechanical and Chemical Control, Low Infestation	Ac	\$70.82
Dodge	314	Brush Management	Mechanical and Chemical Control, Medium Infestation	Ac	\$141.95
Dodge	314	Brush Management	HU-Mechanical and Chemical Control, Medium Infestation	Ac	\$170.35
Dodge	314	Brush Management	Mechanical and Chemical Control, Severe Infestation	Ac	\$613.10
Dodge	314	Brush Management	HU-Mechanical and Chemical Control, Severe Infestation	Ac	\$735.72
Dodge	314	Brush Management	Mechanical Control, Less Than or Equal to One Acre	Ac	\$421.99
Dodge	314	Brush Management	HU-Mechanical Control, Less Than or Equal to One Acre	Ac	\$506.40
Dodge	315	Herbaceous Weed Treatment	Biological Control, Low Density	Ac	\$393.30
Dodge	315	Herbaceous Weed Treatment	HU-Biological Control, Low Density	Ac	\$471.96
Dodge	315	Herbaceous Weed Treatment	Chemical Control, Aerial Application	Ac	\$25.43

County	Code	Practice	Component	Units	Unit Cost
Dodge	315	Herbaceous Weed Treatment	HU-Chemical Control, Aerial Application	Ac	\$30.52
Dodge	315	Herbaceous Weed Treatment	Chemical Control, Ground or Aerial Application	Ac	\$17.09
Dodge	315	Herbaceous Weed Treatment	HU-Chemical Control, Ground or Aerial Application	Ac	\$20.51
Dodge	315	Herbaceous Weed Treatment	Chemical Control, Post-Emergent	Ac	\$55.75
Dodge	315	Herbaceous Weed Treatment	HU-Chemical Control, Post-Emergent	Ac	\$66.89
Dodge	315	Herbaceous Weed Treatment	Chemical Control, Spot Application	Ac	\$50.80
Dodge	315	Herbaceous Weed Treatment	HU-Chemical Control, Spot Application	Ac	\$60.97
Dodge	315	Herbaceous Weed Treatment	Chemical Control, Wetland Area	Ac	\$29.84
Dodge	315	Herbaceous Weed Treatment	HU-Chemical Control, Wetland Area	Ac	\$35.81
Dodge	315	Herbaceous Weed Treatment	Mechanical Control	Ac	\$11.31
Dodge	315	Herbaceous Weed Treatment	HU-Mechanical Control	Ac	\$13.56
Dodge	315	Herbaceous Weed Treatment	Mechanical Control, Less Than or Equal to One Acre	Ac	\$289.05
Dodge	315	Herbaceous Weed Treatment	HU-Mechanical Control, Less Than or Equal to One Acre	Ac	\$346.86
Dodge	315	Herbaceous Weed Treatment	Mechanical Control, Tree Establishment	Ac	\$290.50
Dodge	315	Herbaceous Weed Treatment	HU-Mechanical Control, Tree Establishment	Ac	\$348.60
Dodge	315	Herbaceous Weed Treatment	Multi-Year Control, Invasive Annual Grasses	Ac	\$74.89
Dodge	315	Herbaceous Weed Treatment	HU-Multi-Year Control, Invasive Annual Grasses	Ac	\$89.87
Dodge	316	Animal Mortality Facility	Incineration, 50 to 100 Cubic Feet	Cu-Ft	\$244.81
Dodge	316	Animal Mortality Facility	HU-Incineration, 50 to 100 Cubic Feet	Cu-Ft	\$293.77
Dodge	316	Animal Mortality Facility	In-Vessel-Rotary Drum, Greater Than or Equal to 700 Cubic Feet	Cu-Ft	\$60.35
Dodge	316	Animal Mortality Facility	HU-In-Vessel-Rotary Drum, Greater Than or Equal to 700 Cubic Feet	Cu-Ft	\$72.41
Dodge	316	Animal Mortality Facility	In-Vessel-Rotary Drum, Less Than 700 Cubic Feet	Cu-Ft	\$111.39
Dodge	316	Animal Mortality Facility	HU-In-Vessel-Rotary Drum, Less Than 700 Cubic Feet	Cu-Ft	\$133.68
Dodge	316	Animal Mortality Facility	Medium Animal, 10 to 50 Pounds	Lb/Day	\$165.95
Dodge	316	Animal Mortality Facility	HU-Medium Animal, 10 to 50 Pounds	Lb/Day	\$199.14
Dodge	316	Animal Mortality Facility	Rotary Drum, 270 to 523 Pounds of Daily Mortality	No	\$45,867.93
Dodge	316	Animal Mortality Facility	HU-Rotary Drum, 270 to 523 Pounds of Daily Mortality	No	\$55,041.52

County	Code	Practice	Component	Units	Unit Cost
Dodge	316	Animal Mortality Facility	Rotary Drum, Greater Than 523 Pounds per Day	No	\$62,427.03
Dodge	316	Animal Mortality Facility	HU-Rotary Drum, Greater Than 523 Pounds per Day	No	\$74,912.44
Dodge	316	Animal Mortality Facility	Small Animal, Less Than or Equal to 9 Pounds	Lb/Day	\$194.73
Dodge	316	Animal Mortality Facility	HU-Small Animal, Less Than or Equal to 9 Pounds	Lb/Day	\$233.68
Dodge	316	Animal Mortality Facility	Static Pile with Concrete Bins, Hydrant	SqFt	\$27.80
Dodge	316	Animal Mortality Facility	HU-Static Pile with Concrete Bins, Hydrant	SqFt	\$33.36
Dodge	316	Animal Mortality Facility	Static Pile with Concrete Pad	SqFt	\$6.97
Dodge	316	Animal Mortality Facility	HU-Static Pile with Concrete Pad	SqFt	\$8.36
Dodge	316	Animal Mortality Facility	Static Pile with Earthen Pad	SqFt	\$0.48
Dodge	316	Animal Mortality Facility	HU-Static Pile with Earthen Pad	SqFt	\$0.57
Dodge	316	Animal Mortality Facility	Static Pile with Wood Bins	SqFt	\$20.60
Dodge	316	Animal Mortality Facility	HU-Static Pile with Wood Bins	SqFt	\$24.71
Dodge	316	Animal Mortality Facility	Thermal Dehydration, Small Poultry	No	\$53,450.95
Dodge	316	Animal Mortality Facility	HU-Thermal Dehydration, Small Poultry	No	\$64,141.13
Dodge	317	Composting Facility	Concrete Floor and Walls	SqFt	\$17.87
Dodge	317	Composting Facility	HU-Concrete Floor and Walls	SqFt	\$21.44
Dodge	317	Composting Facility	Farm Pad and Bins	SqFt	\$58.63
Dodge	317	Composting Facility	HU-Farm Pad and Bins	SqFt	\$70.35
Dodge	317	Composting Facility	In-Vessel, Less Than 8 Cubic Yards	Cu-Ft	\$173.85
Dodge	317	Composting Facility	HU-In-Vessel, Less Than 8 Cubic Yards	Cu-Ft	\$208.61
Dodge	317	Composting Facility	Open Lot and Earthen Floor	SqFt	\$0.37
Dodge	317	Composting Facility	HU-Open Lot and Earthen Floor	SqFt	\$0.44
Dodge	319	On-Farm Secondary Containment Facility	Earthen Containment	CuYd	\$55.60
Dodge	319	On-Farm Secondary Containment Facility	HU-Earthen Containment	CuYd	\$66.72
Dodge	319	On-Farm Secondary Containment Facility	Polyvinyl Chloride Containment Basin	SqFt	\$49.26
Dodge	319	On-Farm Secondary Containment Facility	HU-Polyvinyl Chloride Containment Basin	SqFt	\$59.11
Dodge	319	On-Farm Secondary Containment Facility	Tank, Double-Wall	Gal	\$2.85

County	Code	Practice	Component	Units	Unit Cost
Dodge	319	On-Farm Secondary Containment Facility	HU-Tank, Double-Wall	Gal	\$3.42
Dodge	319	On-Farm Secondary Containment Facility	Wall, Concrete Containment	CuYd	\$1,536.23
Dodge	319	On-Farm Secondary Containment Facility	HU-Wall, Concrete Containment	CuYd	\$1,843.47
Dodge	320	Irrigation Canal or Lateral	Irrigation Canal	CuYd	\$2.12
Dodge	320	Irrigation Canal or Lateral	HU-Irrigation Canal	CuYd	\$2.55
Dodge	324	Deep Tillage	Depth, Greater Than 20 Inches	Ac	\$65.40
Dodge	324	Deep Tillage	HU-Depth, Greater Than 20 Inches	Ac	\$78.49
Dodge	324	Deep Tillage	Depth, Less Than 20 Inches	Ac	\$22.64
Dodge	324	Deep Tillage	HU-Depth, Less Than 20 Inches	Ac	\$27.17
Dodge	325	High Tunnel System	Gothic for Snow and Wind	SqFt	\$5.82
Dodge	325	High Tunnel System	HU-Gothic for Snow and Wind	SqFt	\$6.99
Dodge	325	High Tunnel System	Gothic for Snow and Wind, Small	SqFt	\$10.15
Dodge	325	High Tunnel System	HU-Gothic for Snow and Wind, Small	SqFt	\$12.17
Dodge	326	Clearing and Snagging	Heavy, Greater Than 400 Feet	Ft	\$19.85
Dodge	326	Clearing and Snagging	HU-Heavy, Greater Than 400 Feet	Ft	\$23.81
Dodge	327	Conservation Cover	Conservation Cover for Water Quality and Wildlife, Foregone Income - Level 1 (Year 1)	Ac	\$342.93
Dodge	327	Conservation Cover	HU-Conservation Cover for Water Quality and Wildlife, Foregone Income - Level 1 (Year 1)	Ac	\$363.70
Dodge	327	Conservation Cover	Wp_Conservation Cover for Water Quality and Wildlife, Foregone Income - Level 1 (Year 1)	Ac	\$342.93
Dodge	327	Conservation Cover	Introduced Species	Ac	\$169.51
Dodge	327	Conservation Cover	HU-Introduced Species	Ac	\$203.41
Dodge	327	Conservation Cover	Wp_Introduced Species	Ac	\$169.51
Dodge	327	Conservation Cover	Introduced with Forgone Income	Ac	\$472.78
Dodge	327	Conservation Cover	HU-Introduced with Forgone Income	Ac	\$499.66
Dodge	327	Conservation Cover	Wp_Introduced with Forgone Income	Ac	\$472.78
Dodge	327	Conservation Cover	Monarch Species Mix	Ac	\$858.66

County	Code	Practice	Component	Units	Unit Cost
Dodge	327	Conservation Cover	HU-Monarch Species Mix	Ac	\$1,030.39
Dodge	327	Conservation Cover	Wp_Monarch Species Mix	Ac	\$858.66
Dodge	327	Conservation Cover	Native Species	Ac	\$220.72
Dodge	327	Conservation Cover	HU-Native Species	Ac	\$264.86
Dodge	327	Conservation Cover	Wp_Native Species	Ac	\$220.72
Dodge	327	Conservation Cover	Native Species with Forgone Income	Ac	\$559.03
Dodge	327	Conservation Cover	HU-Native Species with Forgone Income	Ac	\$603.17
Dodge	327	Conservation Cover	Wp_Native Species with Forgone Income	Ac	\$559.03
Dodge	327	Conservation Cover	Pollinator Mix-Small Footprint	kSqFt	\$129.85
Dodge	327	Conservation Cover	HU-Pollinator Mix-Small Footprint	kSqFt	\$155.82
Dodge	327	Conservation Cover	Wp_Pollinator Mix-Small Footprint	kSqFt	\$129.85
Dodge	327	Conservation Cover	Pollinator Species	Ac	\$683.61
Dodge	327	Conservation Cover	HU-Pollinator Species	Ac	\$820.33
Dodge	327	Conservation Cover	Wp_Pollinator Species	Ac	\$683.61
Dodge	327	Conservation Cover	Pollinator Species with Forgone Income	Ac	\$873.73
Dodge	327	Conservation Cover	HU-Pollinator Species with Forgone Income	Ac	\$980.81
Dodge	327	Conservation Cover	Wp_Pollinator Species with Forgone Income	Ac	\$873.73
Dodge	328	Conservation Crop Rotation	Basic, Organic and Inorganic	Ac	\$10.96
Dodge	328	Conservation Crop Rotation	HU-Basic, Organic and Inorganic	Ac	\$13.16
Dodge	328	Conservation Crop Rotation	Pr_Basic, Organic and Inorganic	Ac	\$13.16
Dodge	328	Conservation Crop Rotation	Wp_Basic, Organic and Inorganic	Ac	\$10.96
Dodge	328	Conservation Crop Rotation	Irrigated to Dryland, Organic and Inorganic	Ac	\$377.01
Dodge	328	Conservation Crop Rotation	HU-Irrigated to Dryland, Organic and Inorganic	Ac	\$378.11
Dodge	328	Conservation Crop Rotation	Pr_Irrigated to Dryland, Organic and Inorganic	Ac	\$378.11
Dodge	328	Conservation Crop Rotation	Wp_Irrigated to Dryland, Organic and Inorganic	Ac	\$377.01
Dodge	328	Conservation Crop Rotation	Perennial, Short-Term	Ac	\$50.71
Dodge	328	Conservation Crop Rotation	HU-Perennial, Short-Term	Ac	\$60.85

County	Code	Practice	Component	Units	Unit Cost
Dodge	328	Conservation Crop Rotation	Pr_Perennial, Short-Term	Ac	\$60.85
Dodge	328	Conservation Crop Rotation	Wp_Perennial, Short-Term	Ac	\$50.71
Dodge	328	Conservation Crop Rotation	Small Grain	Ac	\$45.61
Dodge	328	Conservation Crop Rotation	HU-Small Grain	Ac	\$54.73
Dodge	328	Conservation Crop Rotation	Pr_Small Grain	Ac	\$54.73
Dodge	328	Conservation Crop Rotation	Wp_Small Grain	Ac	\$45.61
Dodge	328	Conservation Crop Rotation	Specialty Crop, Small	kSqFt	\$29.63
Dodge	328	Conservation Crop Rotation	HU-Specialty Crop, Small	kSqFt	\$35.55
Dodge	328	Conservation Crop Rotation	Pr_Specialty Crop, Small	kSqFt	\$35.55
Dodge	328	Conservation Crop Rotation	Wp_Specialty Crop, Small	kSqFt	\$29.63
Dodge	329	Residue and Tillage Management, No Till	No-Till and Strip-Till	Ac	\$18.03
Dodge	329	Residue and Tillage Management, No Till	HU-No-Till and Strip-Till	Ac	\$21.64
Dodge	329	Residue and Tillage Management, No Till	Wp_No-Till and Strip-Till	Ac	\$18.03
Dodge	329	Residue and Tillage Management, No Till	No-Till and Strip-Till, Herbicide	Ac	\$30.28
Dodge	329	Residue and Tillage Management, No Till	HU-No-Till and Strip-Till, Herbicide	Ac	\$36.32
Dodge	329	Residue and Tillage Management, No Till	Wp_No-Till and Strip-Till, Herbicide	Ac	\$30.28
Dodge	329	Residue and Tillage Management, No Till	No-Till, Less Than Half Acre	kSqFt	\$33.79
Dodge	329	Residue and Tillage Management, No Till	HU-No-Till, Less Than Half Acre	kSqFt	\$40.56
Dodge	329	Residue and Tillage Management, No Till	Wp_No-Till, Less Than Half Acre	kSqFt	\$33.79
Dodge	330	Contour Farming	Contour Farming	Ac	\$8.64
Dodge	330	Contour Farming	HU-Contour Farming	Ac	\$10.35
Dodge	332	Contour Buffer Strips	Introduced Species Organic or Inorganic, Foregone Income	Ac	\$479.55
Dodge	332	Contour Buffer Strips	HU-Introduced Species Organic or Inorganic, Foregone Income	Ac	\$501.16
Dodge	332	Contour Buffer Strips	Wp_Introduced Species Organic or Inorganic, Foregone Income	Ac	\$501.16
Dodge	332	Contour Buffer Strips	Native Species Organic or Inorganic, Foregone Income	Ac	\$524.33
Dodge	332	Contour Buffer Strips	HU-Native Species Organic or Inorganic, Foregone Income	Ac	\$554.89
Dodge	332	Contour Buffer Strips	Wp_Native Species Organic or Inorganic, Foregone Income	Ac	\$554.89

County	Code	Practice	Component	Units	Unit Cost
Dodge	334	Controlled Traffic Farming	Reduced Compaction Area	Ac	\$45.40
Dodge	334	Controlled Traffic Farming	HU-Reduced Compaction Area	Ac	\$54.48
Dodge	336	Soil Carbon Amendment	Biochar	Ac	\$1,313.74
Dodge	336	Soil Carbon Amendment	HU-Biochar	Ac	\$1,576.48
Dodge	336	Soil Carbon Amendment	Biochar, Compost	Ac	\$659.39
Dodge	336	Soil Carbon Amendment	HU-Biochar, Compost	Ac	\$791.27
Dodge	336	Soil Carbon Amendment	Compost	Ac	\$216.07
Dodge	336	Soil Carbon Amendment	HU-Compost	Ac	\$259.28
Dodge	336	Soil Carbon Amendment	Compost and Biochar, Less Than 10 Acres	kSqFt	\$56.25
Dodge	336	Soil Carbon Amendment	HU-Compost and Biochar, Less Than 10 Acres	kSqFt	\$67.50
Dodge	336	Soil Carbon Amendment	Compost, Biochar	Ac	\$586.45
Dodge	336	Soil Carbon Amendment	HU-Compost, Biochar	Ac	\$703.73
Dodge	336	Soil Carbon Amendment	Compost, Less Than 10,000 Square Feet	kSqFt	\$47.78
Dodge	336	Soil Carbon Amendment	HU-Compost, Less Than 10,000 Square Feet	kSqFt	\$57.34
Dodge	336	Soil Carbon Amendment	Compost, Onsite	Ac	\$263.73
Dodge	336	Soil Carbon Amendment	HU-Compost, Onsite	Ac	\$316.48
Dodge	336	Soil Carbon Amendment	Other Carbon Amendment	Ac	\$126.38
Dodge	336	Soil Carbon Amendment	HU-Other Carbon Amendment	Ac	\$151.65
Dodge	338	Prescribed Burning	Growing Season Prescribed Burning (FI)	Ac	\$34.08
Dodge	338	Prescribed Burning	HU-Growing Season Prescribed Burning (FI)	Ac	\$37.43
Dodge	338	Prescribed Burning	Pr_Growing Season Prescribed Burning (FI)	Ac	\$37.43
Dodge	338	Prescribed Burning	High Complexity (Slope/Fuels)	Ac	\$21.71
Dodge	338	Prescribed Burning	HU-High Complexity (Slope/Fuels)	Ac	\$26.05
Dodge	338	Prescribed Burning	Pr_High Complexity (Slope/Fuels)	Ac	\$26.05
Dodge	338	Prescribed Burning	Pile	Ac	\$12.61
Dodge	338	Prescribed Burning	HU-Pile	Ac	\$15.13
Dodge	338	Prescribed Burning	Pr_Pile	Ac	\$15.13

County	Code	Practice	Component	Units	Unit Cost
Dodge	338	Prescribed Burning	Slope Fuel, Low to Medium Complexity	Ac	\$13.84
Dodge	338	Prescribed Burning	HU-Slope Fuel, Low to Medium Complexity	Ac	\$16.61
Dodge	338	Prescribed Burning	Pr_Slope Fuel, Low to Medium Complexity	Ac	\$16.61
Dodge	338	Prescribed Burning	Small Acreage / Limited Fire Resources	Ac	\$29.87
Dodge	338	Prescribed Burning	HU-Small Acreage / Limited Fire Resources	Ac	\$35.85
Dodge	338	Prescribed Burning	Pr_Small Acreage / Limited Fire Resources	Ac	\$35.85
Dodge	340	Cover Crop	Adaptive Management	No	\$2,344.19
Dodge	340	Cover Crop	HU-Adaptive Management	No	\$2,813.03
Dodge	340	Cover Crop	Wp_Adaptive Management	No	\$2,344.19
Dodge	340	Cover Crop	Basic	Ac	\$64.29
Dodge	340	Cover Crop	HU-Basic	Ac	\$77.15
Dodge	340	Cover Crop	Wp_Basic	Ac	\$64.29
Dodge	340	Cover Crop	Mechanical Termination, 1,000 Square Feet	kSqFt	\$24.47
Dodge	340	Cover Crop	HU-Mechanical Termination, 1,000 Square Feet	kSqFt	\$29.37
Dodge	340	Cover Crop	Wp_Mechanical Termination, 1,000 Square Feet	kSqFt	\$24.47
Dodge	340	Cover Crop	Multi-Species	Ac	\$79.28
Dodge	340	Cover Crop	HU-Multi-Species	Ac	\$95.12
Dodge	340	Cover Crop	Wp_Multi-Species	Ac	\$79.28
Dodge	340	Cover Crop	Multi-Species, 1,000 Square Feet	kSqFt	\$47.70
Dodge	340	Cover Crop	HU-Multi-Species, 1,000 Square Feet	kSqFt	\$57.24
Dodge	340	Cover Crop	Wp_Multi-Species, 1,000 Square Feet	kSqFt	\$47.70
Dodge	342	Critical Area Planting	Heavy Grading, Native or Introduced	Ac	\$1,052.89
Dodge	342	Critical Area Planting	HU-Heavy Grading, Native or Introduced	Ac	\$1,263.47
Dodge	342	Critical Area Planting	Wp_Heavy Grading, Native or Introduced	Ac	\$1,052.89
Dodge	342	Critical Area Planting	Moderate Grading, Native or Introduced	Ac	\$726.86
Dodge	342	Critical Area Planting	HU-Moderate Grading, Native or Introduced	Ac	\$872.23
Dodge	342	Critical Area Planting	Wp_Moderate Grading, Native or Introduced	Ac	\$726.86

County	Code	Practice	Component	Units	Unit Cost
Dodge	342	Critical Area Planting	Normal Tillage, Native or Introduced	Ac	\$306.91
Dodge	342	Critical Area Planting	HU-Normal Tillage, Native or Introduced	Ac	\$368.29
Dodge	342	Critical Area Planting	Wp_Normal Tillage, Native or Introduced	Ac	\$306.91
Dodge	342	Critical Area Planting	Permanent Cover	kSqFt	\$18.37
Dodge	342	Critical Area Planting	HU-Permanent Cover	kSqFt	\$22.05
Dodge	342	Critical Area Planting	Wp_Permanent Cover	kSqFt	\$18.37
Dodge	345	Residue and Tillage Management, Reduced Till	Reduced Tillage	Ac	\$18.86
Dodge	345	Residue and Tillage Management, Reduced Till	HU-Reduced Tillage	Ac	\$22.63
Dodge	345	Residue and Tillage Management, Reduced Till	Reduced Tillage, Less Than 0.5 Acres	kSqFt	\$29.10
Dodge	345	Residue and Tillage Management, Reduced Till	HU-Reduced Tillage, Less Than 0.5 Acres	kSqFt	\$34.93
Dodge	348	Dam, Diversion	Earthfill	CuYd	\$7.86
Dodge	348	Dam, Diversion	HU-Earthfill	CuYd	\$9.42
Dodge	348	Dam, Diversion	Fill, Rock and Gravel	CuYd	\$93.98
Dodge	348	Dam, Diversion	HU-Fill, Rock and Gravel	CuYd	\$112.77
Dodge	348	Dam, Diversion	Structure, Sheet Pile	SqFt	\$57.58
Dodge	348	Dam, Diversion	HU-Structure, Sheet Pile	SqFt	\$69.09
Dodge	350	Sediment Basin	Basin	CuYd	\$4.07
Dodge	350	Sediment Basin	HU-Basin	CuYd	\$4.87
Dodge	350	Sediment Basin	Basin, Excavated	CuYd	\$4.00
Dodge	350	Sediment Basin	HU-Basin, Excavated	CuYd	\$4.80
Dodge	351	Well Decommissioning	Drilled Well, 300 to 1,000 Feet	Ft	\$19.66
Dodge	351	Well Decommissioning	HU-Drilled Well, 300 to 1,000 Feet	Ft	\$23.59
Dodge	351	Well Decommissioning	Wp_Drilled Well, 300 to 1,000 Feet	Ft	\$19.66
Dodge	351	Well Decommissioning	Drilled Well, Less Than 300 Feet	Ft	\$23.85
Dodge	351	Well Decommissioning	HU-Drilled Well, Less Than 300 Feet	Ft	\$28.62
Dodge	351	Well Decommissioning	Wp_Drilled Well, Less Than 300 Feet	Ft	\$23.85
Dodge	351	Well Decommissioning	Shallow Well, Greater Than 15 Inch Diameter	Ft	\$60.68

County	Code	Practice	Component	Units	Unit Cost
Dodge	351	Well Decommissioning	HU-Shallow Well, Greater Than 15 Inch Diameter	Ft	\$72.82
Dodge	351	Well Decommissioning	Wp_Shallow Well, Greater Than 15 Inch Diameter	Ft	\$60.68
Dodge	351	Well Decommissioning	Shallow Well, Less Than or Equal to 15 Inch Diameter	Ft	\$14.14
Dodge	351	Well Decommissioning	HU-Shallow Well, Less Than or Equal to 15 Inch Diameter	Ft	\$16.97
Dodge	351	Well Decommissioning	Wp_Shallow Well, Less Than or Equal to 15 Inch Diameter	Ft	\$14.14
Dodge	353	Monitoring Well	Borehole, Less Than or Equal to 200 Feet	Ft	\$117.99
Dodge	353	Monitoring Well	HU-Borehole, Less Than or Equal to 200 Feet	Ft	\$141.58
Dodge	355	Groundwater Testing	Basic	No	\$55.11
Dodge	355	Groundwater Testing	HU-Basic	No	\$66.12
Dodge	355	Groundwater Testing	Wp_Basic	No	\$55.11
Dodge	355	Groundwater Testing	Full Spectrum	No	\$285.70
Dodge	355	Groundwater Testing	HU-Full Spectrum	No	\$342.85
Dodge	355	Groundwater Testing	Wp_Full Spectrum	No	\$285.70
Dodge	355	Groundwater Testing	Specialty	No	\$266.45
Dodge	355	Groundwater Testing	HU-Specialty	No	\$319.74
Dodge	355	Groundwater Testing	Wp_Specialty	No	\$266.45
Dodge	356	Dike and Levee	Dike, Greater Than Six Feet	Ft	\$35.65
Dodge	356	Dike and Levee	HU-Dike, Greater Than Six Feet	Ft	\$42.78
Dodge	356	Dike and Levee	Dike, Less Than or Equal to Six Feet	Ft	\$24.35
Dodge	356	Dike and Levee	HU-Dike, Less Than or Equal to Six Feet	Ft	\$29.22
Dodge	356	Dike and Levee	Dike, Wetland	CuYd	\$4.18
Dodge	356	Dike and Levee	HU-Dike, Wetland	CuYd	\$5.01
Dodge	359	Waste Treatment Lagoon	Waste Treatment Lagoon	Cu-Ft	\$0.16
Dodge	359	Waste Treatment Lagoon	HU-Waste Treatment Lagoon	Cu-Ft	\$0.19
Dodge	360	Waste Facility Closure	Convert to Freshwater	Cu-Ft	\$0.05
Dodge	360	Waste Facility Closure	HU-Convert to Freshwater	Cu-Ft	\$0.06
Dodge	360	Waste Facility Closure	Decommission, Concrete Storage	Cu-Ft	\$0.18

County	Code	Practice	Component	Units	Unit Cost
Dodge	360	Waste Facility Closure	HU-Decommission, Concrete Storage	Cu-Ft	\$0.21
Dodge	360	Waste Facility Closure	Decommission, Earthen Impoundment	Cu-Ft	\$0.09
Dodge	360	Waste Facility Closure	HU-Decommission, Earthen Impoundment	Cu-Ft	\$0.11
Dodge	360	Waste Facility Closure	Decommission, Feedlot	Ac	\$12,498.26
Dodge	360	Waste Facility Closure	HU-Decommission, Feedlot	Ac	\$14,997.92
Dodge	360	Waste Facility Closure	Decommission, Underbarn	Cu-Ft	\$1.06
Dodge	360	Waste Facility Closure	HU-Decommission, Underbarn	Cu-Ft	\$1.27
Dodge	362	Diversion	Curb, Concrete	Ft	\$32.23
Dodge	362	Diversion	HU-Curb, Concrete	Ft	\$38.67
Dodge	362	Diversion	Diversion	CuYd	\$3.46
Dodge	362	Diversion	HU-Diversion	CuYd	\$4.16
Dodge	366	Anaerobic Digester	Anaerobic Digester	No	\$1,493,407.01
Dodge	366	Anaerobic Digester	HU-Anaerobic Digester	No	\$1,792,088.42
Dodge	366	Anaerobic Digester	Covered Lagoon or Holding Pond	AU	\$368.13
Dodge	366	Anaerobic Digester	HU-Covered Lagoon or Holding Pond	AU	\$441.76
Dodge	367	Roofs and Covers	Flexible Membrane Cover	SqFt	\$0.96
Dodge	367	Roofs and Covers	HU-Flexible Membrane Cover	SqFt	\$1.15
Dodge	367	Roofs and Covers	Flexible Membrane Cover, Flare	SqFt	\$8.12
Dodge	367	Roofs and Covers	HU-Flexible Membrane Cover, Flare	SqFt	\$9.75
Dodge	367	Roofs and Covers	Roof, Hoop	SqFt	\$9.46
Dodge	367	Roofs and Covers	HU-Roof, Hoop	SqFt	\$11.36
Dodge	367	Roofs and Covers	Roof, Timber or Steel Sheet	SqFt	\$10.54
Dodge	367	Roofs and Covers	HU-Roof, Timber or Steel Sheet	SqFt	\$12.65
Dodge	368	Emergency Animal Mortality Management	Burial	AU	\$123.51
Dodge	368	Emergency Animal Mortality Management	HU-Burial	AU	\$148.20
Dodge	368	Emergency Animal Mortality Management	Composting, Carbon Material and Mobilization	AU	\$461.36
Dodge	368	Emergency Animal Mortality Management	HU-Composting, Carbon Material and Mobilization	AU	\$553.63

<b>County</b>	<b>Code</b>	<b>Practice</b>	<b>Component</b>	<b>Units</b>	<b>Unit Cost</b>
Dodge	368	Emergency Animal Mortality Management	Composting, In-House	AU	\$91.61
Dodge	368	Emergency Animal Mortality Management	HU-Composting, In-House	AU	\$109.94
Dodge	368	Emergency Animal Mortality Management	Incineration, Landfill or Render	AU	\$306.24
Dodge	368	Emergency Animal Mortality Management	HU-Incineration, Landfill or Render	AU	\$367.49
Dodge	368	Emergency Animal Mortality Management	Shallow Burial, Swine or Cattle	AU	\$166.85
Dodge	368	Emergency Animal Mortality Management	HU-Shallow Burial, Swine or Cattle	AU	\$200.22
Dodge	371	Air Filtration and Scrubbing	Single Pit Fan Biofilter	No	\$18,228.34
Dodge	371	Air Filtration and Scrubbing	HU-Single Pit Fan Biofilter	No	\$21,874.01
Dodge	371	Air Filtration and Scrubbing	Traditional Horizontal Biofilter	CuYd	\$36.13
Dodge	371	Air Filtration and Scrubbing	HU-Traditional Horizontal Biofilter	CuYd	\$43.36
Dodge	372	Combustion System Improvement	Combustion Engine Replacement, 100 to 199 Brake Horsepower	No	\$17,757.82
Dodge	372	Combustion System Improvement	HU-Combustion Engine Replacement, 100 to 199 Brake Horsepower	No	\$21,309.39
Dodge	372	Combustion System Improvement	Combustion Engine Replacement, 50 to 99 Brake Horsepower	No	\$11,660.77
Dodge	372	Combustion System Improvement	HU-Combustion Engine Replacement, 50 to 99 Brake Horsepower	No	\$13,992.92
Dodge	372	Combustion System Improvement	Combustion Engine to Electric Motor Tractor Replacement	HP	\$1,369.14
Dodge	372	Combustion System Improvement	HU-Combustion Engine to Electric Motor Tractor Replacement	HP	\$1,642.98
Dodge	372	Combustion System Improvement	Combustion Engine to Electric Motor, 12 to 74 Horsepower	No	\$5,101.60
Dodge	372	Combustion System Improvement	HU-Combustion Engine to Electric Motor, 12 to 74 Horsepower	No	\$6,121.92
Dodge	372	Combustion System Improvement	Combustion Engine to Electric Motor, 75 to 149 Horsepower	No	\$9,584.65
Dodge	372	Combustion System Improvement	HU-Combustion Engine to Electric Motor, 75 to 149 Horsepower	No	\$11,501.57
Dodge	372	Combustion System Improvement	Non-Tractor Mobile Agricultural Equipment Replacement	HP	\$1,222.63
Dodge	372	Combustion System Improvement	HU-Non-Tractor Mobile Agricultural Equipment Replacement	HP	\$1,467.16
Dodge	374	Energy Efficient Agricultural Operation	Alley Scraper	No	\$24,394.69
Dodge	374	Energy Efficient Agricultural Operation	HU-Alley Scraper	No	\$29,273.63
Dodge	374	Energy Efficient Agricultural Operation	Attic Heat Recovery Vents	No	\$179.85
Dodge	374	Energy Efficient Agricultural Operation	HU-Attic Heat Recovery Vents	No	\$215.83
Dodge	374	Energy Efficient Agricultural Operation	Heater, High Efficiency	kBTU/Hr	\$18.30

County	Code	Practice	Component	Units	Unit Cost
Dodge	374	Energy Efficient Agricultural Operation	HU-Heater, High Efficiency	kBTU/Hr	\$21.96
Dodge	374	Energy Efficient Agricultural Operation	Motor, 10 to 100 Horsepower	HP	\$99.58
Dodge	374	Energy Efficient Agricultural Operation	HU-Motor, 10 to 100 Horsepower	HP	\$119.49
Dodge	374	Energy Efficient Agricultural Operation	Motor, 2 to 9 Horsepower	HP	\$182.24
Dodge	374	Energy Efficient Agricultural Operation	HU-Motor, 2 to 9 Horsepower	HP	\$218.69
Dodge	374	Energy Efficient Agricultural Operation	Motor, Greater Than 100 Horsepower	HP	\$121.97
Dodge	374	Energy Efficient Agricultural Operation	HU-Motor, Greater Than 100 Horsepower	HP	\$146.37
Dodge	374	Energy Efficient Agricultural Operation	Motor, Less Than or Equal to One Horsepower	HP	\$624.20
Dodge	374	Energy Efficient Agricultural Operation	HU-Motor, Less Than or Equal to One Horsepower	HP	\$749.04
Dodge	374	Energy Efficient Agricultural Operation	Plate Cooler	No	\$31,954.51
Dodge	374	Energy Efficient Agricultural Operation	HU-Plate Cooler	No	\$38,345.41
Dodge	374	Energy Efficient Agricultural Operation	Plate Cooler, Small	No	\$4,711.26
Dodge	374	Energy Efficient Agricultural Operation	HU-Plate Cooler, Small	No	\$5,653.51
Dodge	374	Energy Efficient Agricultural Operation	Radiant System	No	\$1,423.63
Dodge	374	Energy Efficient Agricultural Operation	HU-Radiant System	No	\$1,708.35
Dodge	374	Energy Efficient Agricultural Operation	Scroll Compressor	HP	\$561.60
Dodge	374	Energy Efficient Agricultural Operation	HU-Scroll Compressor	HP	\$673.92
Dodge	374	Energy Efficient Agricultural Operation	System, Automatic Controller	No	\$1,302.57
Dodge	374	Energy Efficient Agricultural Operation	HU-System, Automatic Controller	No	\$1,563.08
Dodge	374	Energy Efficient Agricultural Operation	Telemetry	No	\$1,712.72
Dodge	374	Energy Efficient Agricultural Operation	HU-Telemetry	No	\$2,055.26
Dodge	374	Energy Efficient Agricultural Operation	Variable Speed Drive, 5 to 15 Horsepower	HP	\$160.76
Dodge	374	Energy Efficient Agricultural Operation	HU-Variable Speed Drive, 5 to 15 Horsepower	HP	\$192.92
Dodge	374	Energy Efficient Agricultural Operation	Variable Speed Drive, Greater Than 15 Horsepower	HP	\$109.63
Dodge	374	Energy Efficient Agricultural Operation	HU-Variable Speed Drive, Greater Than 15 Horsepower	HP	\$131.57
Dodge	374	Energy Efficient Agricultural Operation	Variable Speed Drive, Less Than 5 Horsepower	HP	\$837.01
Dodge	374	Energy Efficient Agricultural Operation	HU-Variable Speed Drive, Less Than 5 Horsepower	HP	\$1,004.41

County	Code	Practice	Component	Units	Unit Cost
Dodge	374	Energy Efficient Agricultural Operation	Ventilation, Exhaust	No	\$1,734.67
Dodge	374	Energy Efficient Agricultural Operation	HU-Ventilation, Exhaust	No	\$2,081.62
Dodge	374	Energy Efficient Agricultural Operation	Ventilation, Horizontal Air Flow	No	\$210.09
Dodge	374	Energy Efficient Agricultural Operation	HU-Ventilation, Horizontal Air Flow	No	\$252.10
Dodge	375	Dust Management for Pen Surfaces	Mobile Sprinkler	Ac	\$1,836.60
Dodge	375	Dust Management for Pen Surfaces	HU-Mobile Sprinkler	Ac	\$2,203.92
Dodge	375	Dust Management for Pen Surfaces	More Than Two Manure Harvests	Ac	\$2,104.15
Dodge	375	Dust Management for Pen Surfaces	HU-More Than Two Manure Harvests	Ac	\$2,524.98
Dodge	375	Dust Management for Pen Surfaces	More Than Two Manure Harvests and Mobile Sprinkler	Ac	\$3,940.75
Dodge	375	Dust Management for Pen Surfaces	HU-More Than Two Manure Harvests and Mobile Sprinkler	Ac	\$4,728.90
Dodge	375	Dust Management for Pen Surfaces	One Manure Harvest	Ac	\$526.04
Dodge	375	Dust Management for Pen Surfaces	HU-One Manure Harvest	Ac	\$631.24
Dodge	375	Dust Management for Pen Surfaces	One Manure Harvest and Mobile Sprinkler	Ac	\$2,362.64
Dodge	375	Dust Management for Pen Surfaces	HU-One Manure Harvest and Mobile Sprinkler	Ac	\$2,835.16
Dodge	375	Dust Management for Pen Surfaces	Two Manure Harvests	Ac	\$1,052.07
Dodge	375	Dust Management for Pen Surfaces	HU-Two Manure Harvests	Ac	\$1,262.49
Dodge	375	Dust Management for Pen Surfaces	Two Manure Harvests and Mobile Sprinkler	Ac	\$2,888.67
Dodge	375	Dust Management for Pen Surfaces	HU-Two Manure Harvests and Mobile Sprinkler	Ac	\$3,466.40
Dodge	378	Pond	Embankment Pond with greater than or equal to 24 inch Pipe	CuYd	\$4.75
Dodge	378	Pond	HU-Embankment Pond with greater than or equal to 24 inch Pipe	CuYd	\$5.71
Dodge	378	Pond	Embankment Pond with less than 24 inch Pipe	CuYd	\$5.76
Dodge	378	Pond	HU-Embankment Pond with less than 24 inch Pipe	CuYd	\$6.92
Dodge	378	Pond	Embankment Pond, No Principal Spillway	CuYd	\$4.64
Dodge	378	Pond	HU-Embankment Pond, No Principal Spillway	CuYd	\$5.57
Dodge	378	Pond	Excavated Pond	CuYd	\$2.59
Dodge	378	Pond	HU-Excavated Pond	CuYd	\$3.10
Dodge	378	Pond	Excavated Pond with Embankment	CuYd	\$3.09

County	Code	Practice	Component	Units	Unit Cost
Dodge	378	Pond	HU-Excavated Pond with Embankment	CuYd	\$3.72
Dodge	378	Pond	Rehab Embankment Pond, No Principal Spillway	CuYd	\$8.98
Dodge	378	Pond	HU-Rehab Embankment Pond, No Principal Spillway	CuYd	\$10.78
Dodge	378	Pond	Rehab Embankment Pond, With Principal Spillway	DialnFt	\$11.97
Dodge	378	Pond	HU-Rehab Embankment Pond, With Principal Spillway	DialnFt	\$14.37
Dodge	380	Windbreak/Shelterbelt Establishment and Renovation	Coppicing	Ft	\$2.73
Dodge	380	Windbreak/Shelterbelt Establishment and Renovation	HU-Coppicing	Ft	\$3.28
Dodge	380	Windbreak/Shelterbelt Establishment and Renovation	Machine Plant Trees	Ft	\$0.57
Dodge	380	Windbreak/Shelterbelt Establishment and Renovation	HU-Machine Plant Trees	Ft	\$0.68
Dodge	380	Windbreak/Shelterbelt Establishment and Renovation	Machine Plant Trees with Supplemental Water	Ft	\$0.77
Dodge	380	Windbreak/Shelterbelt Establishment and Renovation	HU-Machine Plant Trees with Supplemental Water	Ft	\$0.92
Dodge	380	Windbreak/Shelterbelt Establishment and Renovation	Machine Plant Trees with Supplemental Water and Shelters	Ft	\$1.34
Dodge	380	Windbreak/Shelterbelt Establishment and Renovation	HU-Machine Plant Trees with Supplemental Water and Shelters	Ft	\$1.62
Dodge	380	Windbreak/Shelterbelt Establishment and Renovation	Machine Plant Trees with Tubes	Ft	\$1.19
Dodge	380	Windbreak/Shelterbelt Establishment and Renovation	HU-Machine Plant Trees with Tubes	Ft	\$1.43
Dodge	380	Windbreak/Shelterbelt Establishment and Renovation	Manual Plant, Bareroot	No	\$2.44
Dodge	380	Windbreak/Shelterbelt Establishment and Renovation	HU-Manual Plant, Bareroot	No	\$2.92
Dodge	380	Windbreak/Shelterbelt Establishment and Renovation	Manual Plant, Bareroot with Supplemental Water	No	\$7.31
Dodge	380	Windbreak/Shelterbelt Establishment and Renovation	HU-Manual Plant, Bareroot with Supplemental Water	No	\$8.78
Dodge	380	Windbreak/Shelterbelt Establishment and Renovation	One Row, Small	Ft	\$3.49
Dodge	380	Windbreak/Shelterbelt Establishment and Renovation	HU-One Row, Small	Ft	\$4.19
Dodge	380	Windbreak/Shelterbelt Establishment and Renovation	Renovation, Greater Than 8 Inches Diameter Breast Height, Machine Plant	Ft	\$3.43
Dodge	380	Windbreak/Shelterbelt Establishment and Renovation	HU-Renovation, Greater Than 8 Inches Diameter Breast Height, Machine Plant	Ft	\$4.12
Dodge	380	Windbreak/Shelterbelt Establishment and Renovation	Renovation, Greater Than 8 Inches Diameter Breast Height, Manual Plant	Ft	\$5.17
Dodge	380	Windbreak/Shelterbelt Establishment and Renovation	HU-Renovation, Greater Than 8 Inches Diameter Breast Height, Manual Plant	Ft	\$6.21
Dodge	380	Windbreak/Shelterbelt Establishment and Renovation	Renovation, Removal of Trees and Shrubs, Manual Plant	Ft	\$3.65
Dodge	380	Windbreak/Shelterbelt Establishment and Renovation	HU-Renovation, Removal of Trees and Shrubs, Manual Plant	Ft	\$4.39

County	Code	Practice	Component	Units	Unit Cost
Dodge	380	Windbreak/Shelterbelt Establishment and Renovation	Renovation, Sod Release	Ft	\$0.50
Dodge	380	Windbreak/Shelterbelt Establishment and Renovation	HU-Renovation, Sod Release	Ft	\$0.60
Dodge	380	Windbreak/Shelterbelt Establishment and Renovation	Renovation, Supplemental Manual Plant with Container or Bareroot Stock	Ft	\$2.57
Dodge	380	Windbreak/Shelterbelt Establishment and Renovation	HU-Renovation, Supplemental Manual Plant with Container or Bareroot Stock	Ft	\$3.08
Dodge	380	Windbreak/Shelterbelt Establishment and Renovation	Renovation, Thinning or Removal of Trees and Shrubs, Machine Plant	Ft	\$2.92
Dodge	380	Windbreak/Shelterbelt Establishment and Renovation	HU-Renovation, Thinning or Removal of Trees and Shrubs, Machine Plant	Ft	\$3.51
Dodge	382	Fence	Barbed Wire for Difficult Terrain, Multi-Strand	Ft	\$2.87
Dodge	382	Fence	HU-Barbed Wire for Difficult Terrain, Multi-Strand	Ft	\$3.44
Dodge	382	Fence	Barbed Wire for Difficult Terrain, Multi-Strand with Markers	Ft	\$3.00
Dodge	382	Fence	HU-Barbed Wire for Difficult Terrain, Multi-Strand with Markers	Ft	\$3.60
Dodge	382	Fence	Barbed Wire, Multi-Strand	Ft	\$2.40
Dodge	382	Fence	HU-Barbed Wire, Multi-Strand	Ft	\$2.88
Dodge	382	Fence	Barbed Wire, Multi-Strand with Markers	Ft	\$2.57
Dodge	382	Fence	HU-Barbed Wire, Multi-Strand with Markers	Ft	\$3.08
Dodge	382	Fence	Electric, high tensile with energizer	Ft	\$1.16
Dodge	382	Fence	HU-Electric, high tensile with energizer	Ft	\$1.40
Dodge	382	Fence	Electric, high tensile with energizer and fence markers	Ft	\$1.34
Dodge	382	Fence	HU-Electric, high tensile with energizer and fence markers	Ft	\$1.62
Dodge	382	Fence	High Tensile, Eight Wire Electric	Ft	\$2.68
Dodge	382	Fence	HU-High Tensile, Eight Wire Electric	Ft	\$3.22
Dodge	382	Fence	High Tensile, Five Wire Electric	Ft	\$2.41
Dodge	382	Fence	HU-High Tensile, Five Wire Electric	Ft	\$2.89
Dodge	382	Fence	Portable Fence	Ft	\$0.23
Dodge	382	Fence	HU-Portable Fence	Ft	\$0.27
Dodge	382	Fence	Refabrication of existing fence for multispecies diversity	Ft	\$0.92
Dodge	382	Fence	HU-Refabrication of existing fence for multispecies diversity	Ft	\$1.10
Dodge	382	Fence	Virtual Fence, Startup Year One, 51 to 199 Animals	No	\$141.07

County	Code	Practice	Component	Units	Unit Cost
Dodge	382	Fence	HU-Virtual Fence, Startup Year One, 51 to 199 Animals	No	\$169.30
Dodge	382	Fence	Virtual Fence, Startup Year One, Greater Than or Equal to 200 Animals	No	\$92.89
Dodge	382	Fence	HU-Virtual Fence, Startup Year One, Greater Than or Equal to 200 Animals	No	\$111.46
Dodge	382	Fence	Virtual Fence, Startup Year One, Less Than or Equal to 50 Animals	No	\$268.26
Dodge	382	Fence	HU-Virtual Fence, Startup Year One, Less Than or Equal to 50 Animals	No	\$321.92
Dodge	382	Fence	Virtual Fence, Startup Year One, Sheep or Goat	No	\$226.49
Dodge	382	Fence	HU-Virtual Fence, Startup Year One, Sheep or Goat	No	\$271.79
Dodge	382	Fence	Woven Wire	Ft	\$2.30
Dodge	382	Fence	HU-Woven Wire	Ft	\$2.75
Dodge	382	Fence	Woven Wire, 96 Inch	Ft	\$6.38
Dodge	382	Fence	HU-Woven Wire, 96 Inch	Ft	\$7.65
Dodge	383	Fuel Break	Mechanical and Chemical Application	Ac	\$1,669.63
Dodge	383	Fuel Break	HU-Mechanical and Chemical Application	Ac	\$2,003.56
Dodge	383	Fuel Break	Mechanical and Chemical Application, Steep Slopes	Ac	\$2,596.79
Dodge	383	Fuel Break	HU-Mechanical and Chemical Application, Steep Slopes	Ac	\$3,116.15
Dodge	383	Fuel Break	Mechanical Application, Non-Forest Land	Ac	\$291.27
Dodge	383	Fuel Break	HU-Mechanical Application, Non-Forest Land	Ac	\$349.52
Dodge	384	Woody Residue Treatment	Air Curtain Burner	Ac	\$180.84
Dodge	384	Woody Residue Treatment	HU-Air Curtain Burner	Ac	\$217.01
Dodge	384	Woody Residue Treatment	Mechanical and Manual Control for Slash, 5 to 15 Tons per Acre	Ac	\$500.24
Dodge	384	Woody Residue Treatment	HU-Mechanical and Manual Control for Slash, 5 to 15 Tons per Acre	Ac	\$600.29
Dodge	384	Woody Residue Treatment	Mechanical and Manual Control for Slash, Greater Than 15 Tons per Acre	Ac	\$1,334.13
Dodge	384	Woody Residue Treatment	HU-Mechanical and Manual Control for Slash, Greater Than 15 Tons per Acre	Ac	\$1,600.96
Dodge	384	Woody Residue Treatment	Mechanical and Manual Control for Slash, Less Than 5 Tons per Acre	Ac	\$126.19
Dodge	384	Woody Residue Treatment	HU-Mechanical and Manual Control for Slash, Less Than 5 Tons per Acre	Ac	\$151.43
Dodge	384	Woody Residue Treatment	Mechanical and Manual Control, Chipping and Hauling Offsite	Ac	\$285.13
Dodge	384	Woody Residue Treatment	HU-Mechanical and Manual Control, Chipping and Hauling Offsite	Ac	\$342.15

County	Code	Practice	Component	Units	Unit Cost
Dodge	384	Woody Residue Treatment	Mechanical and Manual Control, Consolidated Slash Pile	Ac	\$172.31
Dodge	384	Woody Residue Treatment	HU-Mechanical and Manual Control, Consolidated Slash Pile	Ac	\$206.76
Dodge	384	Woody Residue Treatment	Mechanical Control, Chaining	Ac	\$127.30
Dodge	384	Woody Residue Treatment	HU-Mechanical Control, Chaining	Ac	\$152.75
Dodge	384	Woody Residue Treatment	Restoration, Coservation Treatment After Catastropic Events	Ac	\$2,051.68
Dodge	384	Woody Residue Treatment	HU-Restoration, Coservation Treatment After Catastropic Events	Ac	\$2,462.03
Dodge	386	Field Border	Field Border, Small	kSqFt	\$66.30
Dodge	386	Field Border	HU-Field Border, Small	kSqFt	\$79.57
Dodge	386	Field Border	Pr_Field Border, Small	kSqFt	\$79.57
Dodge	386	Field Border	Wp_Field Border, Small	kSqFt	\$66.30
Dodge	386	Field Border	Introduced Species	Ac	\$94.42
Dodge	386	Field Border	HU-Introduced Species	Ac	\$113.29
Dodge	386	Field Border	Pr_Introduced Species	Ac	\$113.29
Dodge	386	Field Border	Wp_Introduced Species	Ac	\$94.42
Dodge	386	Field Border	Introduced Species, Foregone Income	Ac	\$432.72
Dodge	386	Field Border	HU-Introduced Species, Foregone Income	Ac	\$451.60
Dodge	386	Field Border	Pr_Introduced Species, Foregone Income	Ac	\$451.60
Dodge	386	Field Border	Wp_Introduced Species, Foregone Income	Ac	\$432.72
Dodge	386	Field Border	Native Species	Ac	\$175.90
Dodge	386	Field Border	HU-Native Species	Ac	\$211.08
Dodge	386	Field Border	Pr_Native Species	Ac	\$211.08
Dodge	386	Field Border	Wp_Native Species	Ac	\$175.90
Dodge	386	Field Border	Native Species, Foregone Income	Ac	\$514.21
Dodge	386	Field Border	HU-Native Species, Foregone Income	Ac	\$549.39
Dodge	386	Field Border	Pr_Native Species, Foregone Income	Ac	\$549.39
Dodge	386	Field Border	Wp_Native Species, Foregone Income	Ac	\$514.21
Dodge	386	Field Border	Pollinator	Ac	\$490.59

County	Code	Practice	Component	Units	Unit Cost
Dodge	386	Field Border	HU-Pollinator	Ac	\$588.72
Dodge	386	Field Border	Pr_Pollinator	Ac	\$588.72
Dodge	386	Field Border	Wp_Pollinator	Ac	\$490.59
Dodge	386	Field Border	Pollinator, Foregone Income	Ac	\$828.90
Dodge	386	Field Border	HU-Pollinator, Foregone Income	Ac	\$927.03
Dodge	386	Field Border	Pr_Pollinator, Foregone Income	Ac	\$927.03
Dodge	386	Field Border	Wp_Pollinator, Foregone Income	Ac	\$828.90
Dodge	388	Irrigation Field Ditch	Irrigation Field Ditch	CuYd	\$2.83
Dodge	388	Irrigation Field Ditch	HU-Irrigation Field Ditch	CuYd	\$3.40
Dodge	390	Riparian Herbaceous Cover	Native Perennial Grasses, Legumes, and Forbs Mix	Ac	\$214.11
Dodge	390	Riparian Herbaceous Cover	HU-Native Perennial Grasses, Legumes, and Forbs Mix	Ac	\$256.94
Dodge	390	Riparian Herbaceous Cover	Wp_Native Perennial Grasses, Legumes, and Forbs Mix	Ac	\$214.11
Dodge	390	Riparian Herbaceous Cover	Native Perennial Grasses, Legumes, and Forbs Mix, Foregone Income	Ac	\$260.12
Dodge	390	Riparian Herbaceous Cover	HU-Native Perennial Grasses, Legumes, and Forbs Mix, Foregone Income	Ac	\$302.95
Dodge	390	Riparian Herbaceous Cover	Wp_Native Perennial Grasses, Legumes, and Forbs Mix, Foregone Income	Ac	\$260.12
Dodge	390	Riparian Herbaceous Cover	Native Perennial Grasses, Low Density	Ac	\$161.99
Dodge	390	Riparian Herbaceous Cover	HU-Native Perennial Grasses, Low Density	Ac	\$194.39
Dodge	390	Riparian Herbaceous Cover	Wp_Native Perennial Grasses, Low Density	Ac	\$161.99
Dodge	390	Riparian Herbaceous Cover	Native Perennial Grasses, Low Density, Foregone Income	Ac	\$208.01
Dodge	390	Riparian Herbaceous Cover	HU-Native Perennial Grasses, Low Density, Foregone Income	Ac	\$240.41
Dodge	390	Riparian Herbaceous Cover	Wp_Native Perennial Grasses, Low Density, Foregone Income	Ac	\$208.01
Dodge	390	Riparian Herbaceous Cover	Pollinator Habitat	Ac	\$1,138.50
Dodge	390	Riparian Herbaceous Cover	HU-Pollinator Habitat	Ac	\$1,366.19
Dodge	390	Riparian Herbaceous Cover	Wp_Pollinator Habitat	Ac	\$1,138.50
Dodge	391	Riparian Forest Buffer	Bare-root, hand planted	Ac	\$2,661.53
Dodge	391	Riparian Forest Buffer	HU-Bare-root, hand planted	Ac	\$3,193.83
Dodge	391	Riparian Forest Buffer	Pr_Bare-root, hand planted	Ac	\$3,193.83

County	Code	Practice	Component	Units	Unit Cost
Dodge	391	Riparian Forest Buffer	Wp_Bare-root, hand planted	Ac	\$2,661.53
Dodge	391	Riparian Forest Buffer	Bare-root, machine planted	Ac	\$1,745.29
Dodge	391	Riparian Forest Buffer	HU-Bare-root, machine planted	Ac	\$2,094.35
Dodge	391	Riparian Forest Buffer	Pr_Bare-root, machine planted	Ac	\$2,094.35
Dodge	391	Riparian Forest Buffer	Wp_Bare-root, machine planted	Ac	\$1,745.29
Dodge	391	Riparian Forest Buffer	Bare-root, machine planted (FI)	Ac	\$1,781.18
Dodge	391	Riparian Forest Buffer	HU-Bare-root, machine planted (FI)	Ac	\$2,050.14
Dodge	391	Riparian Forest Buffer	Pr_Bare-root, machine planted (FI)	Ac	\$2,050.14
Dodge	391	Riparian Forest Buffer	Wp_Bare-root, machine planted (FI)	Ac	\$1,781.18
Dodge	391	Riparian Forest Buffer	Cuttings	Ac	\$4,968.73
Dodge	391	Riparian Forest Buffer	HU-Cuttings	Ac	\$5,962.48
Dodge	391	Riparian Forest Buffer	Pr_Cuttings	Ac	\$5,962.48
Dodge	391	Riparian Forest Buffer	Wp_Cuttings	Ac	\$4,968.73
Dodge	391	Riparian Forest Buffer	Direct Seeding (FI)	Ac	\$1,452.85
Dodge	391	Riparian Forest Buffer	HU-Direct Seeding (FI)	Ac	\$1,656.66
Dodge	391	Riparian Forest Buffer	Pr_Direct Seeding (FI)	Ac	\$1,656.66
Dodge	391	Riparian Forest Buffer	Wp_Direct Seeding (FI)	Ac	\$1,452.85
Dodge	391	Riparian Forest Buffer	Seeding	Ac	\$346.17
Dodge	391	Riparian Forest Buffer	HU-Seeding	Ac	\$415.41
Dodge	391	Riparian Forest Buffer	Pr_Seeding	Ac	\$415.41
Dodge	391	Riparian Forest Buffer	Wp_Seeding	Ac	\$346.17
Dodge	391	Riparian Forest Buffer	Small container, machine planted (FI)	Ac	\$2,717.47
Dodge	391	Riparian Forest Buffer	HU-Small container, machine planted (FI)	Ac	\$3,173.68
Dodge	391	Riparian Forest Buffer	Pr_Small container, machine planted (FI)	Ac	\$3,173.68
Dodge	391	Riparian Forest Buffer	Wp_Small container, machine planted (FI)	Ac	\$2,717.47
Dodge	393	Filter Strip	Introduced Species	Ac	\$182.98
Dodge	393	Filter Strip	HU-Introduced Species	Ac	\$219.57

County	Code	Practice	Component	Units	Unit Cost
Dodge	393	Filter Strip	Pr_Introduced Species	Ac	\$219.57
Dodge	393	Filter Strip	Wp_Introduced Species	Ac	\$182.98
Dodge	393	Filter Strip	Introduced Species, Foregone Income	Ac	\$521.28
Dodge	393	Filter Strip	HU-Introduced Species, Foregone Income	Ac	\$557.88
Dodge	393	Filter Strip	Pr_Introduced Species, Foregone Income	Ac	\$557.88
Dodge	393	Filter Strip	Wp_Introduced Species, Foregone Income	Ac	\$521.28
Dodge	393	Filter Strip	Native Species	Ac	\$253.07
Dodge	393	Filter Strip	HU-Native Species	Ac	\$303.69
Dodge	393	Filter Strip	Pr_Native Species	Ac	\$303.69
Dodge	393	Filter Strip	Wp_Native Species	Ac	\$253.07
Dodge	393	Filter Strip	Native Species with Moderate Grading	Ac	\$1,267.12
Dodge	393	Filter Strip	HU-Native Species with Moderate Grading	Ac	\$1,520.55
Dodge	393	Filter Strip	Pr_Native Species with Moderate Grading	Ac	\$1,520.55
Dodge	393	Filter Strip	Wp_Native Species with Moderate Grading	Ac	\$1,267.12
Dodge	393	Filter Strip	Native Species with Moderate Grading, Foregone Income	Ac	\$1,605.43
Dodge	393	Filter Strip	HU-Native Species with Moderate Grading, Foregone Income	Ac	\$1,858.86
Dodge	393	Filter Strip	Pr_Native Species with Moderate Grading, Foregone Income	Ac	\$1,858.86
Dodge	393	Filter Strip	Wp_Native Species with Moderate Grading, Foregone Income	Ac	\$1,605.43
Dodge	393	Filter Strip	Native Species, Foregone Income	Ac	\$591.38
Dodge	393	Filter Strip	HU-Native Species, Foregone Income	Ac	\$642.00
Dodge	393	Filter Strip	Pr_Native Species, Foregone Income	Ac	\$642.00
Dodge	393	Filter Strip	Wp_Native Species, Foregone Income	Ac	\$591.38
Dodge	394	Firebreak	Bare Soil, Bladed or Disked, Greater Than or Equal to 30 Feet	Ft	\$3.79
Dodge	394	Firebreak	HU-Bare Soil, Bladed or Disked, Greater Than or Equal to 30 Feet	Ft	\$4.55
Dodge	394	Firebreak	Bare Soil, Bladed or Disked, Less Than or Equal to 15 Percent Slope	Ft	\$0.13
Dodge	394	Firebreak	HU-Bare Soil, Bladed or Disked, Less Than or Equal to 15 Percent Slope	Ft	\$0.16
Dodge	394	Firebreak	Permanent Vegetation, 30 Feet	Ft	\$0.37

County	Code	Practice	Component	Units	Unit Cost
Dodge	394	Firebreak	HU-Permanent Vegetation, 30 Feet	Ft	\$0.46
Dodge	394	Firebreak	Vegetation with Bush Hog, 30 Feet	Ft	\$0.15
Dodge	394	Firebreak	HU-Vegetation with Bush Hog, 30 Feet	Ft	\$0.18
Dodge	394	Firebreak	Vegetation, 5 to 45 Percent Slope	Ft	\$0.90
Dodge	394	Firebreak	HU-Vegetation, 5 to 45 Percent Slope	Ft	\$1.07
Dodge	395	Stream Habitat Improvement and Management	Fish Barrier	CuYd	\$7,084.70
Dodge	395	Stream Habitat Improvement and Management	HU-Fish Barrier	CuYd	\$8,501.63
Dodge	395	Stream Habitat Improvement and Management	Rock and Wood Structure	Ac	\$28,259.44
Dodge	395	Stream Habitat Improvement and Management	HU-Rock and Wood Structure	Ac	\$33,911.33
Dodge	395	Stream Habitat Improvement and Management	Rock Structure, Boulders Instream	Ac	\$15,680.33
Dodge	395	Stream Habitat Improvement and Management	HU-Rock Structure, Boulders Instream	Ac	\$18,816.40
Dodge	395	Stream Habitat Improvement and Management	Wood Structure, Root Wads, Instream	Ac	\$16,122.91
Dodge	395	Stream Habitat Improvement and Management	HU-Wood Structure, Root Wads, Instream	Ac	\$19,347.49
Dodge	396	Aquatic Organism Passage	Crossing, Low Water	CuYd	\$210.74
Dodge	396	Aquatic Organism Passage	HU-Crossing, Low Water	CuYd	\$252.89
Dodge	396	Aquatic Organism Passage	Culvert, Corrugated Metal Pipe	No	\$9,333.20
Dodge	396	Aquatic Organism Passage	HU-Culvert, Corrugated Metal Pipe	No	\$11,199.84
Dodge	396	Aquatic Organism Passage	Fishway, Nature-Like	Ac	\$38,274.50
Dodge	396	Aquatic Organism Passage	HU-Fishway, Nature-Like	Ac	\$45,929.39
Dodge	396	Aquatic Organism Passage	Removal, Passage Barriers	CuYd	\$35.28
Dodge	396	Aquatic Organism Passage	HU-Removal, Passage Barriers	CuYd	\$42.33
Dodge	399	Fishpond Management	Depth Management	Ac	\$6,860.56
Dodge	399	Fishpond Management	HU-Depth Management	Ac	\$8,232.66
Dodge	399	Fishpond Management	Structure, Habitat	Ac	\$1,031.66
Dodge	399	Fishpond Management	HU-Structure, Habitat	Ac	\$1,237.98
Dodge	399	Fishpond Management	Vegetation, Native	Ac	\$931.02
Dodge	399	Fishpond Management	HU-Vegetation, Native	Ac	\$1,117.22

County	Code	Practice	Component	Units	Unit Cost
Dodge	402	Dam	Pipe, Spillway	CuYd	\$5.61
Dodge	402	Dam	HU-Pipe, Spillway	CuYd	\$6.73
Dodge	410	Grade Stabilization Structure	Chute Structure, Concrete Block	SqFt	\$7.29
Dodge	410	Grade Stabilization Structure	HU-Chute Structure, Concrete Block	SqFt	\$8.76
Dodge	410	Grade Stabilization Structure	Chute Structure, Rock	CuYd	\$127.05
Dodge	410	Grade Stabilization Structure	HU-Chute Structure, Rock	CuYd	\$152.46
Dodge	410	Grade Stabilization Structure	Dam and Spillway, Rehabilitation	DialnFt	\$12.15
Dodge	410	Grade Stabilization Structure	HU-Dam and Spillway, Rehabilitation	DialnFt	\$14.58
Dodge	410	Grade Stabilization Structure	Drop Structure, Box	CuYd	\$1,015.21
Dodge	410	Grade Stabilization Structure	HU-Drop Structure, Box	CuYd	\$1,218.25
Dodge	410	Grade Stabilization Structure	Drop Structure, Concrete Block Mat	SqFt	\$8.09
Dodge	410	Grade Stabilization Structure	HU-Drop Structure, Concrete Block Mat	SqFt	\$9.71
Dodge	410	Grade Stabilization Structure	Drop Structure, Gabion Mattress	CuYd	\$178.74
Dodge	410	Grade Stabilization Structure	HU-Drop Structure, Gabion Mattress	CuYd	\$214.49
Dodge	410	Grade Stabilization Structure	Drop Structure, Metal	SqFt	\$54.73
Dodge	410	Grade Stabilization Structure	HU-Drop Structure, Metal	SqFt	\$65.67
Dodge	410	Grade Stabilization Structure	Drop Structure, Precast Modular Blocks	CuYd	\$403.06
Dodge	410	Grade Stabilization Structure	HU-Drop Structure, Precast Modular Blocks	CuYd	\$483.68
Dodge	410	Grade Stabilization Structure	Drop Structure, Weir	SqFt	\$124.98
Dodge	410	Grade Stabilization Structure	HU-Drop Structure, Weir	SqFt	\$149.98
Dodge	410	Grade Stabilization Structure	Drop Structure, Weir with Sheet Pile	SqFt	\$61.51
Dodge	410	Grade Stabilization Structure	HU-Drop Structure, Weir with Sheet Pile	SqFt	\$73.81
Dodge	410	Grade Stabilization Structure	Embankment, No Spillway Pipe	CuYd	\$4.63
Dodge	410	Grade Stabilization Structure	HU-Embankment, No Spillway Pipe	CuYd	\$5.56
Dodge	410	Grade Stabilization Structure	Embankment, Pipe <24 inch	CuYd	\$5.76
Dodge	410	Grade Stabilization Structure	HU-Embankment, Pipe <24 inch	CuYd	\$6.92
Dodge	410	Grade Stabilization Structure	Embankment, Pipe >=24 inch	CuYd	\$4.76

County	Code	Practice	Component	Units	Unit Cost
Dodge	410	Grade Stabilization Structure	HU-Embankment, Pipe >=24 inch	CuYd	\$5.71
Dodge	410	Grade Stabilization Structure	Embankment, Soil Treatment	CuYd	\$9.28
Dodge	410	Grade Stabilization Structure	HU-Embankment, Soil Treatment	CuYd	\$11.14
Dodge	410	Grade Stabilization Structure	Pipe Drop, Corrugated Metal Pipe	SqFt	\$20.39
Dodge	410	Grade Stabilization Structure	HU-Pipe Drop, Corrugated Metal Pipe	SqFt	\$24.47
Dodge	410	Grade Stabilization Structure	Pipe Drop, Plastic	SqFt	\$58.57
Dodge	410	Grade Stabilization Structure	HU-Pipe Drop, Plastic	SqFt	\$70.29
Dodge	410	Grade Stabilization Structure	Pipe Drop, Steel	SqFt	\$15.81
Dodge	410	Grade Stabilization Structure	HU-Pipe Drop, Steel	SqFt	\$18.97
Dodge	410	Grade Stabilization Structure	Pipe, 8 to 12 Inch	CuYd	\$5.99
Dodge	410	Grade Stabilization Structure	HU-Pipe, 8 to 12 Inch	CuYd	\$7.19
Dodge	410	Grade Stabilization Structure	Pipe, Greater Than 12 Inch	CuYd	\$8.32
Dodge	410	Grade Stabilization Structure	HU-Pipe, Greater Than 12 Inch	CuYd	\$9.99
Dodge	410	Grade Stabilization Structure	Pipe, Less Than or Equal to 6 Inch	CuYd	\$4.95
Dodge	410	Grade Stabilization Structure	HU-Pipe, Less Than or Equal to 6 Inch	CuYd	\$5.95
Dodge	410	Grade Stabilization Structure	Rock Drop	SqFt	\$85.80
Dodge	410	Grade Stabilization Structure	HU-Rock Drop	SqFt	\$102.96
Dodge	412	Grassed Waterway	Waterway with Side Dikes or Checks	Ac	\$5,799.25
Dodge	412	Grassed Waterway	HU-Waterway with Side Dikes or Checks	Ac	\$6,959.10
Dodge	412	Grassed Waterway	Wp_Waterway with Side Dikes or Checks	Ac	\$5,799.25
Dodge	412	Grassed Waterway	Waterway, 25 to 50 ft2	Ac	\$4,533.82
Dodge	412	Grassed Waterway	HU-Waterway, 25 to 50 ft2	Ac	\$5,440.58
Dodge	412	Grassed Waterway	Wp_Waterway, 25 to 50 ft2	Ac	\$4,533.82
Dodge	412	Grassed Waterway	Waterway, 50 to 100 ft2	Ac	\$5,499.38
Dodge	412	Grassed Waterway	HU-Waterway, 50 to 100 ft2	Ac	\$6,599.26
Dodge	412	Grassed Waterway	Wp_Waterway, 50 to 100 ft2	Ac	\$5,499.38
Dodge	412	Grassed Waterway	Waterway, Crop Season Construction	Ac	\$4,872.12

County	Code	Practice	Component	Units	Unit Cost
Dodge	412	Grassed Waterway	HU-Waterway, Crop Season Construction	Ac	\$5,778.89
Dodge	412	Grassed Waterway	Wp_Waterway, Crop Season Construction	Ac	\$4,872.12
Dodge	412	Grassed Waterway	Waterway, high excavation volume per acre	CuYd	\$3.09
Dodge	412	Grassed Waterway	HU-Waterway, high excavation volume per acre	CuYd	\$3.71
Dodge	412	Grassed Waterway	Wp_Waterway, high excavation volume per acre	CuYd	\$3.09
Dodge	412	Grassed Waterway	Waterway, less than 25 ft2	Ac	\$3,758.44
Dodge	412	Grassed Waterway	HU-Waterway, less than 25 ft2	Ac	\$4,510.12
Dodge	412	Grassed Waterway	Wp_Waterway, less than 25 ft2	Ac	\$3,758.44
Dodge	420	Wildlife Habitat Planting	High Species Diversity on Cropland with Foregone Income	Ac	\$1,037.08
Dodge	420	Wildlife Habitat Planting	HU-High Species Diversity on Cropland with Foregone Income	Ac	\$1,170.18
Dodge	420	Wildlife Habitat Planting	Pr_High Species Diversity on Cropland with Foregone Income	Ac	\$1,170.18
Dodge	420	Wildlife Habitat Planting	High Species Diversity on Fallow or Non-Cropland, no Foregone Income	Ac	\$534.17
Dodge	420	Wildlife Habitat Planting	HU-High Species Diversity on Fallow or Non-Cropland, no Foregone Income	Ac	\$641.00
Dodge	420	Wildlife Habitat Planting	Pr_High Species Diversity on Fallow or Non-Cropland, no Foregone Income	Ac	\$641.00
Dodge	420	Wildlife Habitat Planting	Low Species Diversity on Cropland with Foregone Income	Ac	\$701.53
Dodge	420	Wildlife Habitat Planting	HU-Low Species Diversity on Cropland with Foregone Income	Ac	\$767.52
Dodge	420	Wildlife Habitat Planting	Pr_Low Species Diversity on Cropland with Foregone Income	Ac	\$767.52
Dodge	420	Wildlife Habitat Planting	Low Species Diversity on Non-Cropland, no Foregone Income	Ac	\$272.09
Dodge	420	Wildlife Habitat Planting	HU-Low Species Diversity on Non-Cropland, no Foregone Income	Ac	\$326.51
Dodge	420	Wildlife Habitat Planting	Pr_Low Species Diversity on Non-Cropland, no Foregone Income	Ac	\$326.51
Dodge	420	Wildlife Habitat Planting	Specialized Habitat Requirements on Cropland with Foregone Income	Ac	\$1,526.07
Dodge	420	Wildlife Habitat Planting	HU-Specialized Habitat Requirements on Cropland with Foregone Income	Ac	\$1,756.98
Dodge	420	Wildlife Habitat Planting	Pr_Specialized Habitat Requirements on Cropland with Foregone Income	Ac	\$1,756.98
Dodge	420	Wildlife Habitat Planting	Specialized Habitat Requirements on Non-Cropland, no Foregone Income	Ac	\$1,170.11
Dodge	420	Wildlife Habitat Planting	HU-Specialized Habitat Requirements on Non-Cropland, no Foregone Income	Ac	\$1,404.12
Dodge	420	Wildlife Habitat Planting	Pr_Specialized Habitat Requirements on Non-Cropland, no Foregone Income	Ac	\$1,404.12
Dodge	420	Wildlife Habitat Planting	Very Small Acreage (<.5 ac) Planting with Seedlings	SqFt	\$0.53

County	Code	Practice	Component	Units	Unit Cost
Dodge	420	Wildlife Habitat Planting	HU-Very Small Acreage (<.5 ac) Planting with Seedlings	SqFt	\$0.64
Dodge	420	Wildlife Habitat Planting	Pr_Very Small Acreage (<.5 ac) Planting with Seedlings	SqFt	\$0.64
Dodge	422	Hedgerow Planting	Bareroot, machine plant (FI)	Ft	\$1.07
Dodge	422	Hedgerow Planting	HU-Bareroot, machine plant (FI)	Ft	\$1.24
Dodge	422	Hedgerow Planting	Container, Machine Plant (FI)	Ft	\$1.20
Dodge	422	Hedgerow Planting	HU-Container, Machine Plant (FI)	Ft	\$1.41
Dodge	422	Hedgerow Planting	Contour	Ft	\$3.37
Dodge	422	Hedgerow Planting	HU-Contour	Ft	\$4.04
Dodge	422	Hedgerow Planting	Contour, exotic grass	Ft	\$3.67
Dodge	422	Hedgerow Planting	HU-Contour, exotic grass	Ft	\$4.40
Dodge	422	Hedgerow Planting	Pollinator Habitat	Ft	\$3.41
Dodge	422	Hedgerow Planting	HU-Pollinator Habitat	Ft	\$4.09
Dodge	422	Hedgerow Planting	Wildlife Cool Season	Ft	\$3.37
Dodge	422	Hedgerow Planting	HU-Wildlife Cool Season	Ft	\$4.03
Dodge	422	Hedgerow Planting	Wildlife machine plant	Ft	\$0.65
Dodge	422	Hedgerow Planting	HU-Wildlife machine plant	Ft	\$0.78
Dodge	422	Hedgerow Planting	Wildlife, Warm Season Grass	Ft	\$3.48
Dodge	422	Hedgerow Planting	HU-Wildlife, Warm Season Grass	Ft	\$4.18
Dodge	428	Irrigation Ditch Lining	Concrete Lining	SqYd	\$17.61
Dodge	428	Irrigation Ditch Lining	HU-Concrete Lining	SqYd	\$21.13
Dodge	428	Irrigation Ditch Lining	Flexible Lining	SqYd	\$8.71
Dodge	428	Irrigation Ditch Lining	HU-Flexible Lining	SqYd	\$10.45
Dodge	430	Irrigation Pipeline	Boring, by the pound, small scale	Lb	\$125.01
Dodge	430	Irrigation Pipeline	HU-Boring, by the pound, small scale	Lb	\$187.52
Dodge	430	Irrigation Pipeline	Wp_Boring, by the pound, small scale	Lb	\$125.01
Dodge	430	Irrigation Pipeline	HDPE (Iron Pipe Size and Tubing), less than or equal to 2 inch, Small Scale, No Joint Fusing	Lb	\$12.83

County	Code	Practice	Component	Units	Unit Cost
Dodge	430	Irrigation Pipeline	HU-HDPE (Iron Pipe Size and Tubing), less than or equal to 2 inch, Small Scale, No Joint Fusing	Lb	\$19.24
Dodge	430	Irrigation Pipeline	Wp_HDPE (Iron Pipe Size and Tubing), less than or equal to 2 inch, Small Scale, No Joint Fusing	Lb	\$12.83
Dodge	430	Irrigation Pipeline	HDPE, by the pound	Lb	\$2.31
Dodge	430	Irrigation Pipeline	HU-HDPE, by the pound	Lb	\$3.45
Dodge	430	Irrigation Pipeline	Wp_HDPE, by the pound	Lb	\$2.31
Dodge	430	Irrigation Pipeline	PVC (Iron Pipe Size), less than or equal to 4 inch, Small Scale System	Lnft	\$5.40
Dodge	430	Irrigation Pipeline	HU-PVC (Iron Pipe Size), less than or equal to 4 inch, Small Scale System	Lnft	\$8.10
Dodge	430	Irrigation Pipeline	Wp_PVC (Iron Pipe Size), less than or equal to 4 inch, Small Scale System	Lnft	\$5.40
Dodge	430	Irrigation Pipeline	PVC, 10-in by the foot	Ft	\$8.66
Dodge	430	Irrigation Pipeline	HU-PVC, 10-in by the foot	Ft	\$12.98
Dodge	430	Irrigation Pipeline	Wp_PVC, 10-in by the foot	Ft	\$8.66
Dodge	430	Irrigation Pipeline	PVC, by pound, boring	Lb	\$4.91
Dodge	430	Irrigation Pipeline	HU-PVC, by pound, boring	Lb	\$7.36
Dodge	430	Irrigation Pipeline	Wp_PVC, by pound, boring	Lb	\$4.91
Dodge	430	Irrigation Pipeline	PVC, by the pound	Lb	\$2.91
Dodge	430	Irrigation Pipeline	HU-PVC, by the pound	Lb	\$4.38
Dodge	430	Irrigation Pipeline	Wp_PVC, by the pound	Lb	\$2.91
Dodge	430	Irrigation Pipeline	Surface HDPE (Iron Pipe Size and Tubing), less than or equal to 2 inch, Small Scale	Lb	\$5.98
Dodge	430	Irrigation Pipeline	HU-Surface HDPE (Iron Pipe Size and Tubing), less than or equal to 2 inch, Small Scale	Lb	\$8.96
Dodge	430	Irrigation Pipeline	Wp_Surface HDPE (Iron Pipe Size and Tubing), less than or equal to 2 inch, Small Scale	Lb	\$5.98
Dodge	432	Dry Hydrant	PVC	No	\$4,366.11
Dodge	432	Dry Hydrant	HU-PVC	No	\$5,239.33
Dodge	436	Irrigation Reservoir	Embankment Dam	CuYd	\$3.06
Dodge	436	Irrigation Reservoir	HU-Embankment Dam	CuYd	\$4.60

County	Code	Practice	Component	Units	Unit Cost
Dodge	436	Irrigation Reservoir	Embankment Reservoir > 30 Acre-Feet	CuYd	\$2.31
Dodge	436	Irrigation Reservoir	HU-Embankment Reservoir > 30 Acre-Feet	CuYd	\$3.46
Dodge	436	Irrigation Reservoir	Excavated Tailwater Pit	CuYd	\$1.37
Dodge	436	Irrigation Reservoir	HU-Excavated Tailwater Pit	CuYd	\$2.05
Dodge	436	Irrigation Reservoir	Plastic tank, less than or equal to 1,000 gallons	Gal	\$1.30
Dodge	436	Irrigation Reservoir	HU-Plastic tank, less than or equal to 1,000 gallons	Gal	\$1.96
Dodge	441	Irrigation System, Microirrigation	SDI (Subsurface Drip Irrigation)	Ac	\$1,328.60
Dodge	441	Irrigation System, Microirrigation	HU-SDI (Subsurface Drip Irrigation)	Ac	\$1,992.89
Dodge	441	Irrigation System, Microirrigation	Wp_SD I (Subsurface Drip Irrigation)	Ac	\$1,328.60
Dodge	441	Irrigation System, Microirrigation	Small Microirrigation System	SqFt	\$0.66
Dodge	441	Irrigation System, Microirrigation	HU-Small Microirrigation System	SqFt	\$0.98
Dodge	441	Irrigation System, Microirrigation	Wp_Small Microirrigation System	SqFt	\$0.66
Dodge	441	Irrigation System, Microirrigation	Surface PE, with emitters, high tunnel	SqFt	\$0.61
Dodge	441	Irrigation System, Microirrigation	HU-Surface PE, with emitters, high tunnel	SqFt	\$0.91
Dodge	441	Irrigation System, Microirrigation	Wp_Surface PE, with emitters, high tunnel	SqFt	\$0.61
Dodge	441	Irrigation System, Microirrigation	Surface PE, with emitters, trees and shrubs	No	\$2.02
Dodge	441	Irrigation System, Microirrigation	HU-Surface PE, with emitters, trees and shrubs	No	\$3.03
Dodge	441	Irrigation System, Microirrigation	Wp_Surface PE, with emitters, trees and shrubs	No	\$2.02
Dodge	441	Irrigation System, Microirrigation	Surface Tape <5 acres	Ac	\$2,529.43
Dodge	441	Irrigation System, Microirrigation	HU-Surface Tape <5 acres	Ac	\$3,794.13
Dodge	441	Irrigation System, Microirrigation	Wp_Surface Tape <5 acres	Ac	\$2,529.43
Dodge	442	Sprinkler System	Gravity to Pivot Conversion	Ft	\$46.00
Dodge	442	Sprinkler System	HU-Gravity to Pivot Conversion	Ft	\$68.99
Dodge	442	Sprinkler System	Wp_Gravity to Pivot Conversion	Ft	\$46.00
Dodge	442	Sprinkler System	Gravity to Pivot Conversion with VRI	Ft	\$69.58
Dodge	442	Sprinkler System	HU-Gravity to Pivot Conversion with VRI	Ft	\$104.37
Dodge	442	Sprinkler System	Wp_Gravity to Pivot Conversion with VRI	Ft	\$69.58

County	Code	Practice	Component	Units	Unit Cost
Dodge	442	Sprinkler System	Linear Move System	Ft	\$72.64
Dodge	442	Sprinkler System	HU-Linear Move System	Ft	\$108.97
Dodge	442	Sprinkler System	Wp_Linear Move System	Ft	\$72.64
Dodge	442	Sprinkler System	Mobile Drip Irrigation Retrofit, Center Pivot	Lnft	\$9.60
Dodge	442	Sprinkler System	HU-Mobile Drip Irrigation Retrofit, Center Pivot	Lnft	\$14.40
Dodge	442	Sprinkler System	Wp_Mobile Drip Irrigation Retrofit, Center Pivot	Lnft	\$9.60
Dodge	442	Sprinkler System	Small Solid Set, Above Ground Laterals	Ac	\$1,821.30
Dodge	442	Sprinkler System	HU-Small Solid Set, Above Ground Laterals	Ac	\$2,731.96
Dodge	442	Sprinkler System	Wp_Small Solid Set, Above Ground Laterals	Ac	\$1,821.30
Dodge	442	Sprinkler System	System Renovation, Renozzle with Drops	No	\$19.49
Dodge	442	Sprinkler System	HU-System Renovation, Renozzle with Drops	No	\$29.22
Dodge	442	Sprinkler System	Wp_System Renovation, Renozzle with Drops	No	\$19.49
Dodge	442	Sprinkler System	VRI System Retrofit Zone	Ft	\$25.33
Dodge	442	Sprinkler System	HU-VRI System Retrofit Zone	Ft	\$38.00
Dodge	442	Sprinkler System	Wp_VRI System Retrofit Zone	Ft	\$25.33
Dodge	443	Irrigation System, Surface and Subsurface	Aluminum Gated Pipe	Ac	\$158.81
Dodge	443	Irrigation System, Surface and Subsurface	HU-Aluminum Gated Pipe	Ac	\$238.21
Dodge	443	Irrigation System, Surface and Subsurface	Nutrient Film Technique (NFT)	SqFt	\$5.51
Dodge	443	Irrigation System, Surface and Subsurface	HU-Nutrient Film Technique (NFT)	SqFt	\$8.27
Dodge	443	Irrigation System, Surface and Subsurface	Polyvinyl Chloride (PVC) Gated Pipe	Ac	\$82.86
Dodge	443	Irrigation System, Surface and Subsurface	HU-Polyvinyl Chloride (PVC) Gated Pipe	Ac	\$124.29
Dodge	443	Irrigation System, Surface and Subsurface	Surge Valve & Controller	No	\$1,616.83
Dodge	443	Irrigation System, Surface and Subsurface	HU-Surge Valve & Controller	No	\$2,425.25
Dodge	447	Irrigation and Drainage Tailwater Recovery	Delta Tail Water Pit	CuYd	\$1.53
Dodge	447	Irrigation and Drainage Tailwater Recovery	HU-Delta Tail Water Pit	CuYd	\$1.83
Dodge	447	Irrigation and Drainage Tailwater Recovery	Drainage Water Recycling	Lnft	\$23.94
Dodge	447	Irrigation and Drainage Tailwater Recovery	HU-Drainage Water Recycling	Lnft	\$28.73

County	Code	Practice	Component	Units	Unit Cost
Dodge	447	Irrigation and Drainage Tailwater Recovery	Tailwater Collection Structure	InFt	\$3.80
Dodge	447	Irrigation and Drainage Tailwater Recovery	HU-Tailwater Collection Structure	InFt	\$4.56
Dodge	449	Irrigation Water Management	Basic IWM < 1 acre	No	\$877.06
Dodge	449	Irrigation Water Management	HU-Basic IWM < 1 acre	No	\$1,052.48
Dodge	449	Irrigation Water Management	Wp_Basic IWM < 1 acre	No	\$1,052.48
Dodge	449	Irrigation Water Management	Consulatant Based IWM No Equipment	No	\$584.71
Dodge	449	Irrigation Water Management	HU-Consulatant Based IWM No Equipment	No	\$701.65
Dodge	449	Irrigation Water Management	Wp_Consulatant Based IWM No Equipment	No	\$701.65
Dodge	449	Irrigation Water Management	IWM w weather station	No	\$4,764.25
Dodge	449	Irrigation Water Management	HU-IWM w weather station	No	\$5,717.10
Dodge	449	Irrigation Water Management	Wp_IWM w weather station	No	\$5,717.10
Dodge	449	Irrigation Water Management	IWM, Advanced Technique	No	\$2,504.61
Dodge	449	Irrigation Water Management	HU-IWM, Advanced Technique	No	\$3,005.53
Dodge	449	Irrigation Water Management	Wp_IWM, Advanced Technique	No	\$3,005.53
Dodge	449	Irrigation Water Management	IWM, Advanced Technique Incorporating Precision Irrigation	No	\$3,995.68
Dodge	449	Irrigation Water Management	HU-IWM, Advanced Technique Incorporating Precision Irrigation	No	\$4,794.81
Dodge	449	Irrigation Water Management	Wp_IWM, Advanced Technique Incorporating Precision Irrigation	No	\$4,794.81
Dodge	449	Irrigation Water Management	IWM, Basic Technique	Ac	\$5.34
Dodge	449	Irrigation Water Management	HU-IWM, Basic Technique	Ac	\$6.41
Dodge	449	Irrigation Water Management	Wp_IWM, Basic Technique	Ac	\$6.41
Dodge	449	Irrigation Water Management	IWM, Intermediate Technique, 1st year	No	\$1,631.13
Dodge	449	Irrigation Water Management	HU-IWM, Intermediate Technique, 1st year	No	\$1,957.35
Dodge	449	Irrigation Water Management	Wp_IWM, Intermediate Technique, 1st year	No	\$1,957.35
Dodge	449	Irrigation Water Management	IWM, Intermediate Technique, Subsequent Years	Ac	\$7.11
Dodge	449	Irrigation Water Management	HU-IWM, Intermediate Technique, Subsequent Years	Ac	\$8.52
Dodge	449	Irrigation Water Management	Wp_IWM, Intermediate Technique, Subsequent Years	Ac	\$8.52
Dodge	450	Anionic Polyacrylamide (PAM) Application	PAM Application	Lb	\$3.62

County	Code	Practice	Component	Units	Unit Cost
Dodge	450	Anionic Polyacrylamide (PAM) Application	HU-PAM Application	Lb	\$4.35
Dodge	460	Land Clearing	Heavy Equipment	Ac	\$905.06
Dodge	460	Land Clearing	HU-Heavy Equipment	Ac	\$1,086.08
Dodge	460	Land Clearing	Non-Heavy Equipment	Ac	\$917.09
Dodge	460	Land Clearing	HU-Non-Heavy Equipment	Ac	\$1,100.51
Dodge	462	Precision Land Forming and Smoothing	Heavy Shaping	Ac	\$1,267.69
Dodge	462	Precision Land Forming and Smoothing	HU-Heavy Shaping	Ac	\$1,521.22
Dodge	462	Precision Land Forming and Smoothing	Land Forming	Ac	\$938.53
Dodge	462	Precision Land Forming and Smoothing	HU-Land Forming	Ac	\$1,126.23
Dodge	462	Precision Land Forming and Smoothing	Minor Shaping	Ac	\$612.68
Dodge	462	Precision Land Forming and Smoothing	HU-Minor Shaping	Ac	\$735.21
Dodge	462	Precision Land Forming and Smoothing	Minor Shaping - Field Scale	Ac	\$80.53
Dodge	462	Precision Land Forming and Smoothing	HU-Minor Shaping - Field Scale	Ac	\$96.64
Dodge	462	Precision Land Forming and Smoothing	Site Stabilization	CuYd	\$2.04
Dodge	462	Precision Land Forming and Smoothing	HU-Site Stabilization	CuYd	\$2.46
Dodge	462	Precision Land Forming and Smoothing	Terrace Removal	Ft	\$0.65
Dodge	462	Precision Land Forming and Smoothing	HU-Terrace Removal	Ft	\$0.78
Dodge	464	Irrigation Land Leveling	Irrigation Land Leveling	CuYd	\$1.96
Dodge	464	Irrigation Land Leveling	HU-Irrigation Land Leveling	CuYd	\$2.36
Dodge	464	Irrigation Land Leveling	Small Scale Irrigation Land Leveling	Ac	\$927.02
Dodge	464	Irrigation Land Leveling	HU-Small Scale Irrigation Land Leveling	Ac	\$1,112.43
Dodge	468	Lined Waterway or Outlet	Articulated Concrete Block	SqFt	\$9.41
Dodge	468	Lined Waterway or Outlet	HU-Articulated Concrete Block	SqFt	\$11.30
Dodge	468	Lined Waterway or Outlet	Concrete - NP Reg 1	SqFt	\$7.48
Dodge	468	Lined Waterway or Outlet	HU-Concrete - NP Reg 1	SqFt	\$8.98
Dodge	468	Lined Waterway or Outlet	Concrete Block	SqFt	\$5.92
Dodge	468	Lined Waterway or Outlet	HU-Concrete Block	SqFt	\$7.10

County	Code	Practice	Component	Units	Unit Cost
Dodge	468	Lined Waterway or Outlet	Rock Lined, 12 inch	SqFt	\$5.83
Dodge	468	Lined Waterway or Outlet	HU-Rock Lined, 12 inch	SqFt	\$7.01
Dodge	468	Lined Waterway or Outlet	Rock Lined, 24 in	SqFt	\$12.42
Dodge	468	Lined Waterway or Outlet	HU-Rock Lined, 24 in	SqFt	\$14.90
Dodge	468	Lined Waterway or Outlet	Splash Pad	SqFt	\$9.42
Dodge	468	Lined Waterway or Outlet	HU-Splash Pad	SqFt	\$11.32
Dodge	468	Lined Waterway or Outlet	Turf Reinforced Matting	SqFt	\$1.00
Dodge	468	Lined Waterway or Outlet	HU-Turf Reinforced Matting	SqFt	\$1.20
Dodge	468	Lined Waterway or Outlet	Turf Reinforced Matting, Moderate Stress	SqFt	\$2.35
Dodge	468	Lined Waterway or Outlet	HU-Turf Reinforced Matting, Moderate Stress	SqFt	\$2.82
Dodge	472	Access Control	Animal exclusion from sensitive areas	Ft	\$0.15
Dodge	472	Access Control	HU-Animal exclusion from sensitive areas	Ft	\$0.18
Dodge	472	Access Control	Pr_Animal exclusion from sensitive areas	Ft	\$0.18
Dodge	472	Access Control	Animal exclusion from sensitive areas (FI)	Ac	\$46.06
Dodge	472	Access Control	HU-Animal exclusion from sensitive areas (FI)	Ac	\$46.53
Dodge	472	Access Control	Pr_Animal exclusion from sensitive areas (FI)	Ac	\$46.53
Dodge	472	Access Control	Trails/Roads Access Control	No	\$660.75
Dodge	472	Access Control	HU-Trails/Roads Access Control	No	\$792.90
Dodge	472	Access Control	Pr_Trails/Roads Access Control	No	\$792.90
Dodge	484	Mulching	Erosion Control Blanket	SqFt	\$0.24
Dodge	484	Mulching	HU-Erosion Control Blanket	SqFt	\$0.29
Dodge	484	Mulching	Hydromulch	Ac	\$940.58
Dodge	484	Mulching	HU-Hydromulch	Ac	\$1,128.69
Dodge	484	Mulching	Natural Material, Small Bale	SqFt	\$0.30
Dodge	484	Mulching	HU-Natural Material, Small Bale	SqFt	\$0.36
Dodge	484	Mulching	Natural Material, Temporary	Ac	\$435.63
Dodge	484	Mulching	HU-Natural Material, Temporary	Ac	\$522.75

County	Code	Practice	Component	Units	Unit Cost
Dodge	484	Mulching	Synthetic Material	Ac	\$2,766.31
Dodge	484	Mulching	HU-Synthetic Material	Ac	\$3,319.57
Dodge	484	Mulching	Woven Material, Roll	Ft	\$0.67
Dodge	484	Mulching	HU-Woven Material, Roll	Ft	\$0.80
Dodge	484	Mulching	Woven Material, Square	No	\$1.14
Dodge	484	Mulching	HU-Woven Material, Square	No	\$1.38
Dodge	490	Tree/Shrub Site Preparation	Mechanical, Medium	Ac	\$322.63
Dodge	490	Tree/Shrub Site Preparation	HU-Mechanical, Medium	Ac	\$387.16
Dodge	490	Tree/Shrub Site Preparation	Tree-Shrub Site Prep - small acreage	kSqFt	\$15.32
Dodge	490	Tree/Shrub Site Preparation	HU-Tree-Shrub Site Prep - small acreage	kSqFt	\$18.38
Dodge	490	Tree/Shrub Site Preparation	Windbreak - Site Preparation	Ac	\$482.07
Dodge	490	Tree/Shrub Site Preparation	HU-Windbreak - Site Preparation	Ac	\$578.49
Dodge	490	Tree/Shrub Site Preparation	Windbreak, chemical only	Ac	\$123.22
Dodge	490	Tree/Shrub Site Preparation	HU-Windbreak, chemical only	Ac	\$147.87
Dodge	490	Tree/Shrub Site Preparation	Windbreak/Shelterbelt Renovation - Heavy	Ac	\$8,522.60
Dodge	490	Tree/Shrub Site Preparation	HU-Windbreak/Shelterbelt Renovation - Heavy	Ac	\$10,227.12
Dodge	500	Obstruction Removal	Removal and Disposal of Brush and Trees <= 6 inch Diameter	Ac	\$1,280.37
Dodge	500	Obstruction Removal	HU-Removal and Disposal of Brush and Trees <= 6 inch Diameter	Ac	\$1,536.45
Dodge	500	Obstruction Removal	Removal and Disposal of Brush and Trees > 6 inch Diameter	Ac	\$2,240.91
Dodge	500	Obstruction Removal	HU-Removal and Disposal of Brush and Trees > 6 inch Diameter	Ac	\$2,689.08
Dodge	500	Obstruction Removal	Removal and Disposal of Fence, Feedlot	Ft	\$5.07
Dodge	500	Obstruction Removal	HU-Removal and Disposal of Fence, Feedlot	Ft	\$6.08
Dodge	500	Obstruction Removal	Removal and Disposal of Fence, landscape	Ft	\$1.23
Dodge	500	Obstruction Removal	HU-Removal and Disposal of Fence, landscape	Ft	\$1.49
Dodge	500	Obstruction Removal	Removal and disposal of heavy scattered debris	SqFt	\$1.22
Dodge	500	Obstruction Removal	HU-Removal and disposal of heavy scattered debris	SqFt	\$1.47
Dodge	500	Obstruction Removal	Removal and disposal of individual landscape structures	SqFt	\$10.86

County	Code	Practice	Component	Units	Unit Cost
Dodge	500	Obstruction Removal	HU-Removal and disposal of individual landscape structures	SqFt	\$13.03
Dodge	500	Obstruction Removal	Removal and disposal of light sand and flood sediment > 30 inches	Ac	\$3,898.56
Dodge	500	Obstruction Removal	HU-Removal and disposal of light sand and flood sediment > 30 inches	Ac	\$4,678.28
Dodge	500	Obstruction Removal	Removal and disposal of light sand and flood sediment 12-30 inches	Ac	\$2,713.13
Dodge	500	Obstruction Removal	HU-Removal and disposal of light sand and flood sediment 12-30 inches	Ac	\$3,255.75
Dodge	500	Obstruction Removal	Removal and disposal of light scattered debris	Ac	\$408.08
Dodge	500	Obstruction Removal	HU-Removal and disposal of light scattered debris	Ac	\$489.69
Dodge	500	Obstruction Removal	Removal and Disposal of Power Lines and Poles	Ft	\$3.55
Dodge	500	Obstruction Removal	HU-Removal and Disposal of Power Lines and Poles	Ft	\$4.26
Dodge	500	Obstruction Removal	Removal and Disposal of Rock and or Boulders	CuYd	\$118.80
Dodge	500	Obstruction Removal	HU-Removal and Disposal of Rock and or Boulders	CuYd	\$142.56
Dodge	500	Obstruction Removal	Removal and Disposal of Steel and or Concrete Structures	SqFt	\$11.76
Dodge	500	Obstruction Removal	HU-Removal and Disposal of Steel and or Concrete Structures	SqFt	\$14.12
Dodge	500	Obstruction Removal	Removal and Disposal of Wood Structures	SqFt	\$6.41
Dodge	500	Obstruction Removal	HU-Removal and Disposal of Wood Structures	SqFt	\$7.70
Dodge	511	Forage Harvest Management	Improved Forage Quality	Ac	\$4.24
Dodge	511	Forage Harvest Management	HU-Improved Forage Quality	Ac	\$5.08
Dodge	512	Pasture and Hay Planting	Bermuda Grass Establishment-Sprigging with fertilizer	Ac	\$168.68
Dodge	512	Pasture and Hay Planting	HU-Bermuda Grass Establishment-Sprigging with fertilizer	Ac	\$202.41
Dodge	512	Pasture and Hay Planting	Wp_Bermuda Grass Establishment-Sprigging with fertilizer	Ac	\$168.68
Dodge	512	Pasture and Hay Planting	Bermuda Grass Establishment-Sprigging with fertilizer and lime	Ac	\$228.94
Dodge	512	Pasture and Hay Planting	HU-Bermuda Grass Establishment-Sprigging with fertilizer and lime	Ac	\$274.72
Dodge	512	Pasture and Hay Planting	Wp_Bermuda Grass Establishment-Sprigging with fertilizer and lime	Ac	\$228.94
Dodge	512	Pasture and Hay Planting	Introduced Perennial & Native Grass Mix	Ac	\$107.78
Dodge	512	Pasture and Hay Planting	HU-Introduced Perennial & Native Grass Mix	Ac	\$129.33
Dodge	512	Pasture and Hay Planting	Wp_Introduced Perennial & Native Grass Mix	Ac	\$107.78
Dodge	512	Pasture and Hay Planting	Introduced Perennial & Native Grass Mix, foregone income	Ac	\$334.11

County	Code	Practice	Component	Units	Unit Cost
Dodge	512	Pasture and Hay Planting	HU-Introduced Perennial & Native Grass Mix, foregone income	Ac	\$355.66
Dodge	512	Pasture and Hay Planting	Wp_Introduced Perennial & Native Grass Mix, foregone income	Ac	\$334.11
Dodge	512	Pasture and Hay Planting	Introduced Perennial Grasses with lime application	Ac	\$130.02
Dodge	512	Pasture and Hay Planting	HU-Introduced Perennial Grasses with lime application	Ac	\$156.03
Dodge	512	Pasture and Hay Planting	Wp_Introduced Perennial Grasses with lime application	Ac	\$130.02
Dodge	512	Pasture and Hay Planting	Introduced Perennial Grasses-Legume	Ac	\$69.76
Dodge	512	Pasture and Hay Planting	HU-Introduced Perennial Grasses-Legume	Ac	\$83.72
Dodge	512	Pasture and Hay Planting	Wp_Introduced Perennial Grasses-Legume	Ac	\$69.76
Dodge	512	Pasture and Hay Planting	Introduced Perennial Grasses-Legume, foregone income	Ac	\$296.09
Dodge	512	Pasture and Hay Planting	HU-Introduced Perennial Grasses-Legume, foregone income	Ac	\$310.04
Dodge	512	Pasture and Hay Planting	Wp_Introduced Perennial Grasses-Legume, foregone income	Ac	\$296.09
Dodge	512	Pasture and Hay Planting	Native Perennial Grasses, multi species	Ac	\$152.62
Dodge	512	Pasture and Hay Planting	HU-Native Perennial Grasses, multi species	Ac	\$183.14
Dodge	512	Pasture and Hay Planting	Wp_Native Perennial Grasses, multi species	Ac	\$152.62
Dodge	512	Pasture and Hay Planting	Native Perennial Grasses, multi species, forgone income	Ac	\$378.95
Dodge	512	Pasture and Hay Planting	HU-Native Perennial Grasses, multi species, forgone income	Ac	\$409.47
Dodge	512	Pasture and Hay Planting	Wp_Native Perennial Grasses, multi species, forgone income	Ac	\$378.95
Dodge	516	Livestock Pipeline	Backhoe, 2 inch dia. or less	Ft	\$5.87
Dodge	516	Livestock Pipeline	HU-Backhoe, 2 inch dia. or less	Ft	\$7.04
Dodge	516	Livestock Pipeline	Boring, any diameter	Ft	\$69.69
Dodge	516	Livestock Pipeline	HU-Boring, any diameter	Ft	\$83.63
Dodge	516	Livestock Pipeline	HDPE (Iron Pipe Size and Tubing), Small Scale	Lb	\$53.48
Dodge	516	Livestock Pipeline	HU-HDPE (Iron Pipe Size and Tubing), Small Scale	Lb	\$64.17
Dodge	516	Livestock Pipeline	Rural Water Connection Equipment	No	\$4,499.36
Dodge	516	Livestock Pipeline	HU-Rural Water Connection Equipment	No	\$5,399.24
Dodge	516	Livestock Pipeline	Shallow or Above Ground Pipeline, any diameter	Ft	\$2.66
Dodge	516	Livestock Pipeline	HU-Shallow or Above Ground Pipeline, any diameter	Ft	\$3.20

County	Code	Practice	Component	Units	Unit Cost
Dodge	516	Livestock Pipeline	Standard Installation, 2 inch dia. or less (KS/NE)	Ft	\$2.70
Dodge	516	Livestock Pipeline	HU-Standard Installation, 2 inch dia. or less (KS/NE)	Ft	\$3.24
Dodge	516	Livestock Pipeline	Standard Installation, 2 inch dia. or less (ND-SD)	Ft	\$3.36
Dodge	516	Livestock Pipeline	HU-Standard Installation, 2 inch dia. or less (ND-SD)	Ft	\$4.02
Dodge	516	Livestock Pipeline	Standard Installation, greater than 2 inch dia.	Ft	\$4.08
Dodge	516	Livestock Pipeline	HU-Standard Installation, greater than 2 inch dia.	Ft	\$4.88
Dodge	516	Livestock Pipeline	Surface HDPE (Iron Pipe Size and Tubing), Small Scale	Lb	\$17.31
Dodge	516	Livestock Pipeline	HU-Surface HDPE (Iron Pipe Size and Tubing), Small Scale	Lb	\$20.77
Dodge	520	Pond Sealing or Lining, Compacted Soil Treatment	Material haul > 1 mile	CuYd	\$11.21
Dodge	520	Pond Sealing or Lining, Compacted Soil Treatment	HU- Material haul > 1 mile	CuYd	\$13.46
Dodge	520	Pond Sealing or Lining, Compacted Soil Treatment	Bentonite Treatment - Covered	CuYd	\$66.39
Dodge	520	Pond Sealing or Lining, Compacted Soil Treatment	HU-Bentonite Treatment - Covered	CuYd	\$79.66
Dodge	520	Pond Sealing or Lining, Compacted Soil Treatment	Bentonite Treatment - Uncovered	CuYd	\$129.62
Dodge	520	Pond Sealing or Lining, Compacted Soil Treatment	HU-Bentonite Treatment - Uncovered	CuYd	\$155.53
Dodge	520	Pond Sealing or Lining, Compacted Soil Treatment	Soil Dispersant - Covered	CuYd	\$5.87
Dodge	520	Pond Sealing or Lining, Compacted Soil Treatment	HU-Soil Dispersant - Covered	CuYd	\$7.04
Dodge	520	Pond Sealing or Lining, Compacted Soil Treatment	Use On-Site Material	CuYd	\$6.51
Dodge	520	Pond Sealing or Lining, Compacted Soil Treatment	HU-Use On-Site Material	CuYd	\$7.82
Dodge	520	Pond Sealing or Lining, Compacted Soil Treatment	Use On-Site Material with Soil Cover	CuYd	\$5.26
Dodge	520	Pond Sealing or Lining, Compacted Soil Treatment	HU-Use On-Site Material with Soil Cover	CuYd	\$6.31
Dodge	521	Pond Sealing or Lining, Geomembrane or Geosynthetic Clay Liner	Flexible Membrane - Covered with liner drainage or venting	SqYd	\$16.26
Dodge	521	Pond Sealing or Lining, Geomembrane or Geosynthetic Clay Liner	HU-Flexible Membrane - Covered with liner drainage or venting	SqYd	\$19.51
Dodge	521	Pond Sealing or Lining, Geomembrane or Geosynthetic Clay Liner	Flexible Membrane - Uncovered with liner drainage or venting	SqYd	\$15.08
Dodge	521	Pond Sealing or Lining, Geomembrane or Geosynthetic Clay Liner	HU-Flexible Membrane - Uncovered with liner drainage or venting	SqYd	\$18.10

County	Code	Practice	Component	Units	Unit Cost
Dodge	528	Prescribed Grazing	Cover Crop/Aftermath	Ac	\$7.05
Dodge	528	Prescribed Grazing	HU-Cover Crop/Aftermath	Ac	\$8.46
Dodge	528	Prescribed Grazing	Grazing Management, Adaptive	Ac	\$14.96
Dodge	528	Prescribed Grazing	HU-Grazing Management, Adaptive	Ac	\$17.94
Dodge	528	Prescribed Grazing	Grazing Management, Adaptive + Monitoring	Ac	\$20.14
Dodge	528	Prescribed Grazing	HU-Grazing Management, Adaptive + Monitoring	Ac	\$24.17
Dodge	528	Prescribed Grazing	Grazing Management, Basic	Ac	\$8.75
Dodge	528	Prescribed Grazing	HU-Grazing Management, Basic	Ac	\$10.50
Dodge	528	Prescribed Grazing	Livestock Deferment (FI)	Ac	\$46.06
Dodge	528	Prescribed Grazing	HU-Livestock Deferment (FI)	Ac	\$46.53
Dodge	528	Prescribed Grazing	Livestock Deferment (FI) High Production Sites	Ac	\$59.86
Dodge	528	Prescribed Grazing	HU-Livestock Deferment (FI) High Production Sites	Ac	\$60.33
Dodge	528	Prescribed Grazing	Prescribed Grazing Management, 5 acres or less	Ac	\$218.37
Dodge	528	Prescribed Grazing	HU-Prescribed Grazing Management, 5 acres or less	Ac	\$262.04
Dodge	528	Prescribed Grazing	Small Ranch Unit	Ac	\$27.26
Dodge	528	Prescribed Grazing	HU-Small Ranch Unit	Ac	\$32.71
Dodge	528	Prescribed Grazing	Virtual Fence Adaptive Management, Years 2-5	No	\$61.16
Dodge	528	Prescribed Grazing	HU-Virtual Fence Adaptive Management, Years 2-5	No	\$73.38
Dodge	533	Pumping Plant	Irrigation, Modify Pump	No	\$21,445.30
Dodge	533	Pumping Plant	HU-Irrigation, Modify Pump	No	\$32,167.94
Dodge	533	Pumping Plant	Wp_Irrigation, Modify Pump	No	\$21,445.30
Dodge	533	Pumping Plant	Irrigation, Submersible or Booster	No	\$8,172.69
Dodge	533	Pumping Plant	HU-Irrigation, Submersible or Booster	No	\$12,259.04
Dodge	533	Pumping Plant	Wp_Irrigation, Submersible or Booster	No	\$8,172.69
Dodge	533	Pumping Plant	irrigation, Surface Water	No	\$11,575.87
Dodge	533	Pumping Plant	HU-irrigation, Surface Water	No	\$17,363.82
Dodge	533	Pumping Plant	Wp_irrigation, Surface Water	No	\$11,575.87

County	Code	Practice	Component	Units	Unit Cost
Dodge	533	Pumping Plant	Irrigation, Surface Water with Fish Screen	No	\$16,688.97
Dodge	533	Pumping Plant	HU-Irrigation, Surface Water with Fish Screen	No	\$25,033.46
Dodge	533	Pumping Plant	Wp_Irrigation, Surface Water with Fish Screen	No	\$16,688.97
Dodge	533	Pumping Plant	Irrigation, Variable Frequency Drive	No	\$3,779.71
Dodge	533	Pumping Plant	HU-Irrigation, Variable Frequency Drive	No	\$5,669.58
Dodge	533	Pumping Plant	Wp_Irrigation, Variable Frequency Drive	No	\$3,779.71
Dodge	533	Pumping Plant	Livestock, Manure Transfer	No	\$20,619.06
Dodge	533	Pumping Plant	HU-Livestock, Manure Transfer	No	\$24,742.86
Dodge	533	Pumping Plant	Wp_Livestock, Manure Transfer	No	\$20,619.06
Dodge	533	Pumping Plant	Livestock, Manure Transfer, Low HP, No Vault	No	\$4,349.00
Dodge	533	Pumping Plant	HU-Livestock, Manure Transfer, Low HP, No Vault	No	\$5,218.79
Dodge	533	Pumping Plant	Wp_Livestock, Manure Transfer, Low HP, No Vault	No	\$4,349.00
Dodge	533	Pumping Plant	Livestock, Variable Frequency Drive	No	\$5,225.25
Dodge	533	Pumping Plant	HU-Livestock, Variable Frequency Drive	No	\$6,270.30
Dodge	533	Pumping Plant	Wp_Livestock, Variable Frequency Drive	No	\$5,225.25
Dodge	533	Pumping Plant	Livestock, w/ Pressure Tank, Low HP	No	\$5,098.77
Dodge	533	Pumping Plant	HU-Livestock, w/ Pressure Tank, Low HP	No	\$6,118.53
Dodge	533	Pumping Plant	Wp_Livestock, w/ Pressure Tank, Low HP	No	\$5,098.77
Dodge	533	Pumping Plant	Livestock, w/ Pressure Tank, No Vault, Low HP	No	\$2,832.75
Dodge	533	Pumping Plant	HU-Livestock, w/ Pressure Tank, No Vault, Low HP	No	\$3,399.29
Dodge	533	Pumping Plant	Wp_Livestock, w/ Pressure Tank, No Vault, Low HP	No	\$2,832.75
Dodge	533	Pumping Plant	Livestock, With Pressure Tank, High HP	HP	\$2,465.28
Dodge	533	Pumping Plant	HU-Livestock, With Pressure Tank, High HP	HP	\$2,958.34
Dodge	533	Pumping Plant	Wp_Livestock, With Pressure Tank, High HP	HP	\$2,465.28
Dodge	533	Pumping Plant	Livestock, without Pressure Tank (HP)	HP	\$2,111.54
Dodge	533	Pumping Plant	HU-Livestock, without Pressure Tank (HP)	HP	\$2,533.83
Dodge	533	Pumping Plant	Wp_Livestock, without Pressure Tank (HP)	HP	\$2,111.54

County	Code	Practice	Component	Units	Unit Cost
Dodge	533	Pumping Plant	Photovoltaic-Powered Pump, <4 kW	Kw	\$6,956.66
Dodge	533	Pumping Plant	HU-Photovoltaic-Powered Pump, <4 kW	Kw	\$8,347.99
Dodge	533	Pumping Plant	Wp_Photovoltaic-Powered Pump, <4 kW	Kw	\$6,956.66
Dodge	533	Pumping Plant	Solar-Powered Pump 1hp	No	\$6,403.08
Dodge	533	Pumping Plant	HU-Solar-Powered Pump 1hp	No	\$7,683.69
Dodge	533	Pumping Plant	Wp_Solar-Powered Pump 1hp	No	\$6,403.08
Dodge	533	Pumping Plant	Variable Frequency Drive	BHP	\$104.73
Dodge	533	Pumping Plant	HU-Variable Frequency Drive	BHP	\$125.68
Dodge	533	Pumping Plant	Wp_Variable Frequency Drive	BHP	\$104.73
Dodge	533	Pumping Plant	Windmill-Powered Pump	Ft	\$1,071.98
Dodge	533	Pumping Plant	HU-Windmill-Powered Pump	Ft	\$1,286.39
Dodge	533	Pumping Plant	Wp_Windmill-Powered Pump	Ft	\$1,071.98
Dodge	550	Range Planting	Native Perennial, Conversion from Dryland Cropland, with FI	Ac	\$394.66
Dodge	550	Range Planting	HU-Native Perennial, Conversion from Dryland Cropland, with FI	Ac	\$428.32
Dodge	550	Range Planting	Wp_Native Perennial, Conversion from Dryland Cropland, with FI	Ac	\$394.66
Dodge	550	Range Planting	Native -Wildlife or Pollinator	Ac	\$113.08
Dodge	550	Range Planting	HU-Native -Wildlife or Pollinator	Ac	\$135.69
Dodge	550	Range Planting	Wp_Native -Wildlife or Pollinator	Ac	\$113.08
Dodge	550	Range Planting	Native, Heavy Prep	Ac	\$170.29
Dodge	550	Range Planting	HU-Native, Heavy Prep	Ac	\$204.34
Dodge	550	Range Planting	Wp_Native, Heavy Prep	Ac	\$170.29
Dodge	550	Range Planting	Native, Standard Prep	Ac	\$152.62
Dodge	550	Range Planting	HU-Native, Standard Prep	Ac	\$183.14
Dodge	550	Range Planting	Wp_Native, Standard Prep	Ac	\$152.62
Dodge	550	Range Planting	Native, Standard Prep (FI)	Ac	\$198.63
Dodge	550	Range Planting	HU-Native, Standard Prep (FI)	Ac	\$229.15
Dodge	550	Range Planting	Wp_Native, Standard Prep (FI)	Ac	\$198.63

County	Code	Practice	Component	Units	Unit Cost
Dodge	550	Range Planting	Native, Wildlife, or Pollinator (FI)	Ac	\$268.92
Dodge	550	Range Planting	HU-Native, Wildlife, or Pollinator (FI)	Ac	\$313.49
Dodge	550	Range Planting	Wp_Native, Wildlife, or Pollinator (FI)	Ac	\$268.92
Dodge	554	Drainage Water Management	Automated Drainage Water Management	Ac	\$7.14
Dodge	554	Drainage Water Management	HU-Automated Drainage Water Management	Ac	\$8.56
Dodge	554	Drainage Water Management	Drainage Water Management (DWM)	No	\$101.96
Dodge	554	Drainage Water Management	HU-Drainage Water Management (DWM)	No	\$122.36
Dodge	558	Roof Runoff Structure	Roof Gutter	Ft	\$4.44
Dodge	558	Roof Runoff Structure	HU-Roof Gutter	Ft	\$5.33
Dodge	558	Roof Runoff Structure	Trench Drain	Ft	\$11.20
Dodge	558	Roof Runoff Structure	HU-Trench Drain	Ft	\$13.45
Dodge	560	Access Road	New 6 inch gravel road with Geotextile, less than 2.5 Ft.	Ft	\$14.15
Dodge	560	Access Road	HU-New 6 inch gravel road with Geotextile, less than 2.5 Ft.	Ft	\$16.98
Dodge	561	Heavy Use Area Protection	Reinforced Concrete with sand or gravel foundation - cubic yard - NP Region	CuYd	\$481.85
Dodge	561	Heavy Use Area Protection	HU-Reinforced Concrete with sand or gravel foundation - cubic yard - NP Region	CuYd	\$578.21
Dodge	561	Heavy Use Area Protection	Rock/Gravel	CuYd	\$24.03
Dodge	561	Heavy Use Area Protection	HU-Rock/Gravel	CuYd	\$28.84
Dodge	561	Heavy Use Area Protection	Rock/Gravel on Geotextile - cubic yard - NP Region	CuYd	\$54.40
Dodge	561	Heavy Use Area Protection	HU-Rock/Gravel on Geotextile - cubic yard - NP Region	CuYd	\$65.28
Dodge	561	Heavy Use Area Protection	Rock/Gravel-GeoCell-Geotextile	SqFt	\$3.51
Dodge	561	Heavy Use Area Protection	HU-Rock/Gravel-GeoCell-Geotextile	SqFt	\$4.21
Dodge	570	Stormwater Runoff Control	Rain Garden, 750 sqft or less	SqFt	\$1.62
Dodge	570	Stormwater Runoff Control	HU-Rain Garden, 750 sqft or less	SqFt	\$1.94
Dodge	574	Spring Development	Spring Development	No	\$5,077.02
Dodge	574	Spring Development	HU-Spring Development	No	\$6,092.43
Dodge	575	Trails and Walkways	Earthfill Walkway, 4 Ft high or less	Ft	\$11.51

<b>County</b>	<b>Code</b>	<b>Practice</b>	<b>Component</b>	<b>Units</b>	<b>Unit Cost</b>
Dodge	575	Trails and Walkways	HU-Earthfill Walkway, 4 Ft high or less	Ft	\$13.80
Dodge	575	Trails and Walkways	Earthfill Walkway, Higher than 4 Ft.	Ft	\$22.20
Dodge	575	Trails and Walkways	HU-Earthfill Walkway, Higher than 4 Ft.	Ft	\$26.64
Dodge	575	Trails and Walkways	Wood Chips, Walkway, 1000 sqft or less	SqFt	\$1.68
Dodge	575	Trails and Walkways	HU-Wood Chips, Walkway, 1000 sqft or less	SqFt	\$2.01
Dodge	576	Livestock Shelter Structure	Permanent Fabricated Wind Shelter, equal to or greater than 8 foot	Ft	\$34.58
Dodge	576	Livestock Shelter Structure	HU-Permanent Fabricated Wind Shelter, equal to or greater than 8 foot	Ft	\$41.50
Dodge	576	Livestock Shelter Structure	Portable Fabricated Wind Shelter, equal to or greater than 8 foot	Ft	\$37.69
Dodge	576	Livestock Shelter Structure	HU-Portable Fabricated Wind Shelter, equal to or greater than 8 foot	Ft	\$45.23
Dodge	576	Livestock Shelter Structure	Portable Shade Structure	SqFt	\$5.23
Dodge	576	Livestock Shelter Structure	HU-Portable Shade Structure	SqFt	\$6.27
Dodge	578	Stream Crossing	Bridge	SqFt	\$68.09
Dodge	578	Stream Crossing	HU-Bridge	SqFt	\$81.72
Dodge	578	Stream Crossing	Culvert installation	DialnFt	\$3.37
Dodge	578	Stream Crossing	HU-Culvert installation	DialnFt	\$4.04
Dodge	578	Stream Crossing	Low water crossing, concrete slab	SqFt	\$11.68
Dodge	578	Stream Crossing	HU-Low water crossing, concrete slab	SqFt	\$14.02
Dodge	578	Stream Crossing	Low water crossing, geocell	SqFt	\$5.17
Dodge	578	Stream Crossing	HU-Low water crossing, geocell	SqFt	\$6.21
Dodge	578	Stream Crossing	Low water crossing, rock armor	SqFt	\$7.70
Dodge	578	Stream Crossing	HU-Low water crossing, rock armor	SqFt	\$9.24
Dodge	580	Streambank and Shoreline Protection	Bioengineered	Ft	\$28.51
Dodge	580	Streambank and Shoreline Protection	HU-Bioengineered	Ft	\$34.21
Dodge	580	Streambank and Shoreline Protection	Bioengineering with High Earthwork Volume	Lnft	\$100.58
Dodge	580	Streambank and Shoreline Protection	HU-Bioengineering with High Earthwork Volume	Lnft	\$120.70
Dodge	580	Streambank and Shoreline Protection	Gabion	Ft	\$509.88
Dodge	580	Streambank and Shoreline Protection	HU-Gabion	Ft	\$611.86

County	Code	Practice	Component	Units	Unit Cost
Dodge	580	Streambank and Shoreline Protection	Rock Riprap	CuYd	\$129.10
Dodge	580	Streambank and Shoreline Protection	HU-Rock Riprap	CuYd	\$154.92
Dodge	580	Streambank and Shoreline Protection	Shaping	Ft	\$8.33
Dodge	580	Streambank and Shoreline Protection	HU-Shaping	Ft	\$10.00
Dodge	580	Streambank and Shoreline Protection	Structural, Toewood w/VESL	Lnft	\$113.62
Dodge	580	Streambank and Shoreline Protection	HU-Structural, Toewood w/VESL	Lnft	\$136.35
Dodge	582	Open Channel	Excavate & Fill	CuYd	\$2.64
Dodge	582	Open Channel	HU-Excavate & Fill	CuYd	\$3.17
Dodge	584	Channel Bed Stabilization	Bio-engineering	SqFt	\$3.68
Dodge	584	Channel Bed Stabilization	HU-Bio-engineering	SqFt	\$4.41
Dodge	584	Channel Bed Stabilization	Log and Boulder Check Dam	Lnft	\$1,638.42
Dodge	584	Channel Bed Stabilization	HU-Log and Boulder Check Dam	Lnft	\$1,966.11
Dodge	584	Channel Bed Stabilization	Rock Structure for Deeply Incised Channel	CuYd	\$157.32
Dodge	584	Channel Bed Stabilization	HU-Rock Structure for Deeply Incised Channel	CuYd	\$188.78
Dodge	584	Channel Bed Stabilization	Wood structures	No	\$3,975.43
Dodge	584	Channel Bed Stabilization	HU-Wood structures	No	\$4,770.52
Dodge	585	Stripcropping	Erosion, Wind and Water	Ac	\$1.84
Dodge	585	Stripcropping	HU-Erosion, Wind and Water	Ac	\$2.20
Dodge	587	Structure for Water Control	Automated DWM Control Structure, 12 to 18 inch diameter pipe	No	\$9,282.37
Dodge	587	Structure for Water Control	HU-Automated DWM Control Structure, 12 to 18 inch diameter pipe	No	\$11,138.84
Dodge	587	Structure for Water Control	Wp_Automated DWM Control Structure, 12 to 18 inch diameter pipe	No	\$9,282.37
Dodge	587	Structure for Water Control	Automated DWM Control Structure, 6 to 10 inch diameter pipe	No	\$5,520.92
Dodge	587	Structure for Water Control	HU-Automated DWM Control Structure, 6 to 10 inch diameter pipe	No	\$6,625.10
Dodge	587	Structure for Water Control	Wp_Automated DWM Control Structure, 6 to 10 inch diameter pipe	No	\$5,520.92
Dodge	587	Structure for Water Control	Automation Retrofit to Manual Drainage Water Management Control Structure	No	\$4,547.68
Dodge	587	Structure for Water Control	HU-Automation Retrofit to Manual Drainage Water Management Control Structure	No	\$5,457.21

County	Code	Practice	Component	Units	Unit Cost
Dodge	587	Structure for Water Control	Wp_Automation Retrofit to Manual Drainage Water Management Control Structure	No	\$4,547.68
Dodge	587	Structure for Water Control	Buried Automatic Valve	No	\$852.73
Dodge	587	Structure for Water Control	HU-Buried Automatic Valve	No	\$1,023.28
Dodge	587	Structure for Water Control	Wp_Buried Automatic Valve	No	\$852.73
Dodge	587	Structure for Water Control	Commercial Inline Flashboard Riser - NP Reg 1	DialnFt	\$4.16
Dodge	587	Structure for Water Control	HU-Commercial Inline Flashboard Riser - NP Reg 1	DialnFt	\$4.99
Dodge	587	Structure for Water Control	Wp_Commercial Inline Flashboard Riser - NP Reg 1	DialnFt	\$4.16
Dodge	587	Structure for Water Control	Culvert <30 inches CMP - NP Reg 1	DialnFt	\$6.20
Dodge	587	Structure for Water Control	HU-Culvert <30 inches CMP - NP Reg 1	DialnFt	\$7.44
Dodge	587	Structure for Water Control	Wp_Culvert <30 inches CMP - NP Reg 1	DialnFt	\$6.20
Dodge	587	Structure for Water Control	Culvert <30 inches HDPE - NP Reg 1	DialnFt	\$5.70
Dodge	587	Structure for Water Control	HU-Culvert <30 inches HDPE - NP Reg 1	DialnFt	\$6.85
Dodge	587	Structure for Water Control	Wp_Culvert <30 inches HDPE - NP Reg 1	DialnFt	\$5.70
Dodge	587	Structure for Water Control	Earth Check	No	\$1,047.97
Dodge	587	Structure for Water Control	HU-Earth Check	No	\$1,257.56
Dodge	587	Structure for Water Control	Wp_Earth Check	No	\$1,047.97
Dodge	587	Structure for Water Control	Flow Meter with Electronic Index & Telemetry	In	\$298.16
Dodge	587	Structure for Water Control	HU-Flow Meter with Electronic Index & Telemetry	In	\$447.24
Dodge	587	Structure for Water Control	Wp_Flow Meter with Electronic Index & Telemetry	In	\$298.16
Dodge	587	Structure for Water Control	Flow Meter with Mechanical Index	In	\$113.86
Dodge	587	Structure for Water Control	HU-Flow Meter with Mechanical Index	In	\$170.79
Dodge	587	Structure for Water Control	Wp_Flow Meter with Mechanical Index	In	\$113.86
Dodge	587	Structure for Water Control	Inlet Flashboard Riser, Metal	DialnFt	\$3.85
Dodge	587	Structure for Water Control	HU-Inlet Flashboard Riser, Metal	DialnFt	\$4.63
Dodge	587	Structure for Water Control	Wp_Inlet Flashboard Riser, Metal	DialnFt	\$3.85
Dodge	587	Structure for Water Control	Inline Flashboard Riser, Metal	DialnFt	\$3.98

County	Code	Practice	Component	Units	Unit Cost
Dodge	587	Structure for Water Control	HU-Inline Flashboard Riser, Metal	DialInFt	\$4.78
Dodge	587	Structure for Water Control	Wp_Inline Flashboard Riser, Metal	DialInFt	\$3.98
Dodge	587	Structure for Water Control	Rock Check	No	\$1,913.99
Dodge	587	Structure for Water Control	HU-Rock Check	No	\$2,296.79
Dodge	587	Structure for Water Control	Wp_Rock Check	No	\$1,913.99
Dodge	587	Structure for Water Control	Slide Gate - Flood Dike	Ft	\$64.94
Dodge	587	Structure for Water Control	HU-Slide Gate - Flood Dike	Ft	\$77.93
Dodge	587	Structure for Water Control	Wp_Slide Gate - Flood Dike	Ft	\$77.93
Dodge	590	Nutrient Management	Adaptive NM	No	\$2,397.87
Dodge	590	Nutrient Management	HU-Adaptive NM	No	\$2,877.44
Dodge	590	Nutrient Management	Pr_Adaptive NM	No	\$2,877.44
Dodge	590	Nutrient Management	Wp_Adaptive NM	No	\$2,397.87
Dodge	590	Nutrient Management	Nutrient Management	Ac	\$30.33
Dodge	590	Nutrient Management	HU-Nutrient Management	Ac	\$36.39
Dodge	590	Nutrient Management	Pr_Nutrient Management	Ac	\$36.39
Dodge	590	Nutrient Management	Wp_Nutrient Management	Ac	\$30.33
Dodge	590	Nutrient Management	Precision Nutrient Application	Ac	\$63.54
Dodge	590	Nutrient Management	HU-Precision Nutrient Application	Ac	\$76.24
Dodge	590	Nutrient Management	Pr_Precision Nutrient Application	Ac	\$76.24
Dodge	590	Nutrient Management	Wp_Precision Nutrient Application	Ac	\$63.54
Dodge	590	Nutrient Management	Prescription Nutrient Efficiency	Ac	\$46.38
Dodge	590	Nutrient Management	HU-Prescription Nutrient Efficiency	Ac	\$55.66
Dodge	590	Nutrient Management	Pr_Prescription Nutrient Efficiency	Ac	\$55.66
Dodge	590	Nutrient Management	Wp_Prescription Nutrient Efficiency	Ac	\$46.38
Dodge	590	Nutrient Management	Small Scale Basic Nutrient Management	kSqFt	\$28.07
Dodge	590	Nutrient Management	HU-Small Scale Basic Nutrient Management	kSqFt	\$33.68
Dodge	590	Nutrient Management	Pr_Small Scale Basic Nutrient Management	kSqFt	\$33.68

County	Code	Practice	Component	Units	Unit Cost
Dodge	590	Nutrient Management	Wp_Small Scale Basic Nutrient Management	kSqFt	\$28.07
Dodge	592	Feed Management	Animal Group	No	\$3,304.53
Dodge	592	Feed Management	HU-Animal Group	No	\$3,965.44
Dodge	592	Feed Management	Enteric Methane Reduction	No	\$145.21
Dodge	592	Feed Management	HU-Enteric Methane Reduction	No	\$174.25
Dodge	592	Feed Management	Feed Additive	AU	\$52.80
Dodge	592	Feed Management	HU-Feed Additive	AU	\$63.36
Dodge	595	Pest Management Conservation System	Basic IPM Field Crops - Herbicide Substitution	Ac	\$27.15
Dodge	595	Pest Management Conservation System	HU-Basic IPM Field Crops - Herbicide Substitution	Ac	\$32.58
Dodge	595	Pest Management Conservation System	Pr_Basic IPM Field Crops - Herbicide Substitution	Ac	\$32.58
Dodge	595	Pest Management Conservation System	Wp_Basic IPM Field Crops - Herbicide Substitution	Ac	\$27.15
Dodge	595	Pest Management Conservation System	Pest Management Precision Ag	Ac	\$50.20
Dodge	595	Pest Management Conservation System	HU-Pest Management Precision Ag	Ac	\$60.23
Dodge	595	Pest Management Conservation System	Pr_Pest Management Precision Ag	Ac	\$60.23
Dodge	595	Pest Management Conservation System	Wp_Pest Management Precision Ag	Ac	\$50.20
Dodge	595	Pest Management Conservation System	Plant Health PAMS (acs) Low labor only	Ac	\$12.63
Dodge	595	Pest Management Conservation System	HU-Plant Health PAMS (acs) Low labor only	Ac	\$15.16
Dodge	595	Pest Management Conservation System	Pr_Plant Health PAMS (acs) Low labor only	Ac	\$15.16
Dodge	595	Pest Management Conservation System	Wp_Plant Health PAMS (acs) Low labor only	Ac	\$12.63
Dodge	595	Pest Management Conservation System	Plant Health PAMS (acs) Low Labor, materials and mitigation.	Ac	\$46.90
Dodge	595	Pest Management Conservation System	HU-Plant Health PAMS (acs) Low Labor, materials and mitigation.	Ac	\$56.27
Dodge	595	Pest Management Conservation System	Pr_Plant Health PAMS (acs) Low Labor, materials and mitigation.	Ac	\$56.27
Dodge	595	Pest Management Conservation System	Wp_Plant Health PAMS (acs) Low Labor, materials and mitigation.	Ac	\$46.90
Dodge	595	Pest Management Conservation System	Plant health PAMS (Small Farm - each) labor only	No	\$474.49
Dodge	595	Pest Management Conservation System	HU-Plant health PAMS (Small Farm - each) labor only	No	\$569.38
Dodge	595	Pest Management Conservation System	Pr_Plant health PAMS (Small Farm - each) labor only	No	\$569.38
Dodge	595	Pest Management Conservation System	Wp_Plant health PAMS (Small Farm - each) labor only	No	\$474.49

County	Code	Practice	Component	Units	Unit Cost
Dodge	595	Pest Management Conservation System	Water Quality Pesticide Mitigation > 30 Point AND/OR Beneficial Insect Pesticide Mitigation	Ac	\$52.92
Dodge	595	Pest Management Conservation System	HU-Water Quality Pesticide Mitigation > 30 Point AND/OR Beneficial Insect Pesticide Mitigation	Ac	\$63.50
Dodge	595	Pest Management Conservation System	Pr_Water Quality Pesticide Mitigation > 30 Point AND/OR Beneficial Insect Pesticide Mitigation	Ac	\$63.50
Dodge	595	Pest Management Conservation System	Wp_Water Quality Pesticide Mitigation > 30 Point AND/OR Beneficial Insect Pesticide Mitigation	Ac	\$52.92
Dodge	595	Pest Management Conservation System	Water Quality Pesticide Mitigation > 30 Point AND/OR Beneficial Insect Pesticide Mitigation - Small Farm	No	\$1,524.57
Dodge	595	Pest Management Conservation System	HU-Water Quality Pesticide Mitigation > 30 Point AND/OR Beneficial Insect Pesticide Mitigation - Small Farm	No	\$1,829.48
Dodge	595	Pest Management Conservation System	Pr_Water Quality Pesticide Mitigation > 30 Point AND/OR Beneficial Insect Pesticide Mitigation - Small Farm	No	\$1,829.48
Dodge	595	Pest Management Conservation System	Wp_Water Quality Pesticide Mitigation > 30 Point AND/OR Beneficial Insect Pesticide Mitigation - Small Farm	No	\$1,524.57
Dodge	600	Terrace	Broad Base, Rebuild	Ft	\$1.72
Dodge	600	Terrace	HU-Broad Base, Rebuild	Ft	\$2.06
Dodge	600	Terrace	Narrow Base, Rebuild	Ft	\$1.29
Dodge	600	Terrace	HU-Narrow Base, Rebuild	Ft	\$1.55
Dodge	600	Terrace	Non-Storage - Broadbase	Ft	\$1.97
Dodge	600	Terrace	HU-Non-Storage - Broadbase	Ft	\$2.36
Dodge	600	Terrace	Non-Storage - Grass Back	Ft	\$2.93
Dodge	600	Terrace	HU-Non-Storage - Grass Back	Ft	\$3.52
Dodge	600	Terrace	Non-Storage - Narrow Base	Ft	\$2.76
Dodge	600	Terrace	HU-Non-Storage - Narrow Base	Ft	\$3.32
Dodge	600	Terrace	Storage - Broadbase	Ft	\$3.20
Dodge	600	Terrace	HU-Storage - Broadbase	Ft	\$3.84
Dodge	600	Terrace	Storage - Grass Back	Ft	\$3.89
Dodge	600	Terrace	HU-Storage - Grass Back	Ft	\$4.67

County	Code	Practice	Component	Units	Unit Cost
Dodge	600	Terrace	Storage - Level or Flat Channel	Ft	\$1.82
Dodge	600	Terrace	HU-Storage - Level or Flat Channel	Ft	\$2.18
Dodge	600	Terrace	Storage - Narrow Base	Ft	\$2.96
Dodge	600	Terrace	HU-Storage - Narrow Base	Ft	\$3.56
Dodge	600	Terrace	Terrace Crop Season Construction	Lnft	\$3.11
Dodge	600	Terrace	HU-Terrace Crop Season Construction	Lnft	\$3.71
Dodge	601	Vegetative Barrier	Seeded Barrier	Ft	\$0.27
Dodge	601	Vegetative Barrier	HU-Seeded Barrier	Ft	\$0.33
Dodge	601	Vegetative Barrier	Vegetative Planting	Ft	\$6.94
Dodge	601	Vegetative Barrier	HU-Vegetative Planting	Ft	\$8.32
Dodge	603	Herbaceous Wind Barriers	Annual Species, Small	Ft	\$0.25
Dodge	603	Herbaceous Wind Barriers	HU-Annual Species, Small	Ft	\$0.29
Dodge	603	Herbaceous Wind Barriers	Cool Season	Lnft	\$0.09
Dodge	603	Herbaceous Wind Barriers	HU-Cool Season	Lnft	\$0.11
Dodge	604	Saturated Buffer	Saturated Buffer	Ft	\$8.24
Dodge	604	Saturated Buffer	HU-Saturated Buffer	Ft	\$9.89
Dodge	605	Denitrifying Bioreactor	Denitrifying Bioreactor	CuYd	\$69.58
Dodge	605	Denitrifying Bioreactor	HU-Denitrifying Bioreactor	CuYd	\$83.49
Dodge	606	Subsurface Drain	Corrugated Plastic Pipe (CPP), Single-Wall, <= 6 inch	Ft	\$3.35
Dodge	606	Subsurface Drain	HU-Corrugated Plastic Pipe (CPP), Single-Wall, <= 6 inch	Ft	\$4.02
Dodge	606	Subsurface Drain	Corrugated Plastic Pipe (CPP), Single-Wall, >= 8 inch	Ft	\$5.04
Dodge	606	Subsurface Drain	HU-Corrugated Plastic Pipe (CPP), Single-Wall, >= 8 inch	Ft	\$6.04
Dodge	606	Subsurface Drain	Enveloped Corrugated Plastic Pipe (CPP), Single-Wall, <= 6 inch	Ft	\$4.18
Dodge	606	Subsurface Drain	HU-Enveloped Corrugated Plastic Pipe (CPP), Single-Wall, <= 6 inch	Ft	\$5.02
Dodge	606	Subsurface Drain	Secondary Main Retrofit for DWM	Ft	\$6.69
Dodge	606	Subsurface Drain	HU-Secondary Main Retrofit for DWM	Ft	\$8.04
Dodge	607	Surface Drain, Field Ditch	Field Drainage Ditch	CuYd	\$2.32

County	Code	Practice	Component	Units	Unit Cost
Dodge	607	Surface Drain, Field Ditch	HU-Field Drainage Ditch	CuYd	\$2.77
Dodge	609	Surface Roughening	Emergency Tillage	Ac	\$19.95
Dodge	609	Surface Roughening	HU-Emergency Tillage	Ac	\$23.95
Dodge	609	Surface Roughening	Ripper or Subsoiler	Ac	\$21.95
Dodge	609	Surface Roughening	HU-Ripper or Subsoiler	Ac	\$26.34
Dodge	610	Salinity and Sodic Soil Management	Prevent Dry Intense Cropping	Ac	\$287.67
Dodge	610	Salinity and Sodic Soil Management	HU-Prevent Dry Intense Cropping	Ac	\$292.74
Dodge	610	Salinity and Sodic Soil Management	Soil Management (non-Irrigated)	Ac	\$15.52
Dodge	610	Salinity and Sodic Soil Management	HU-Soil Management (non-Irrigated)	Ac	\$18.63
Dodge	610	Salinity and Sodic Soil Management	Soil Management (non-Irrigated) (FI - 1 Yr)	Ac	\$27.57
Dodge	610	Salinity and Sodic Soil Management	HU-Soil Management (non-Irrigated) (FI - 1 Yr)	Ac	\$30.75
Dodge	610	Salinity and Sodic Soil Management	Soil Management (Irrigated)	Ac	\$26.49
Dodge	610	Salinity and Sodic Soil Management	HU-Soil Management (Irrigated)	Ac	\$31.80
Dodge	612	Tree/Shrub Establishment	Individual tree - hand planting	No	\$1.54
Dodge	612	Tree/Shrub Establishment	HU-Individual tree - hand planting	No	\$1.84
Dodge	612	Tree/Shrub Establishment	Individual tree - hand planting w/browse protection	No	\$5.79
Dodge	612	Tree/Shrub Establishment	HU-Individual tree - hand planting w/browse protection	No	\$6.96
Dodge	612	Tree/Shrub Establishment	Shrub Planting	No	\$1.52
Dodge	612	Tree/Shrub Establishment	HU-Shrub Planting	No	\$1.82
Dodge	612	Tree/Shrub Establishment	Trees, Machine planted - no tubes	No	\$3.36
Dodge	612	Tree/Shrub Establishment	HU-Trees, Machine planted - no tubes	No	\$4.02
Dodge	612	Tree/Shrub Establishment	Trees, Machine planted with tubes for animal protection	No	\$10.52
Dodge	612	Tree/Shrub Establishment	HU-Trees, Machine planted with tubes for animal protection	No	\$12.62
Dodge	612	Tree/Shrub Establishment	Trees, Machine planted, no tubes, supplemental water for establishment	No	\$7.41
Dodge	612	Tree/Shrub Establishment	HU-Trees, Machine planted, no tubes, supplemental water for establishment	No	\$8.90
Dodge	612	Tree/Shrub Establishment	Tree-Shrub Establishment - Small Acreage 5 acres or less	No	\$21.47
Dodge	612	Tree/Shrub Establishment	HU-Tree-Shrub Establishment - Small Acreage 5 acres or less	No	\$25.77

County	Code	Practice	Component	Units	Unit Cost
Dodge	614	Watering Facility	Enclosed Storage Tank	Gal	\$1.44
Dodge	614	Watering Facility	HU-Enclosed Storage Tank	Gal	\$1.73
Dodge	614	Watering Facility	Fiberglass Tank on Concrete	Gal	\$2.93
Dodge	614	Watering Facility	HU-Fiberglass Tank on Concrete	Gal	\$3.53
Dodge	614	Watering Facility	Fiberglass Tank on Earth	Gal	\$2.47
Dodge	614	Watering Facility	HU-Fiberglass Tank on Earth	Gal	\$2.96
Dodge	614	Watering Facility	Insulated Tank with Cover	Gal	\$4.31
Dodge	614	Watering Facility	HU-Insulated Tank with Cover	Gal	\$5.17
Dodge	614	Watering Facility	Precast Concrete Tank	Gal	\$4.94
Dodge	614	Watering Facility	HU-Precast Concrete Tank	Gal	\$5.94
Dodge	614	Watering Facility	Steel Rim Tank - Bottomless	Gal	\$0.52
Dodge	614	Watering Facility	HU-Steel Rim Tank - Bottomless	Gal	\$0.63
Dodge	614	Watering Facility	Steel Rim Tank - Concrete Base	Gal	\$1.94
Dodge	614	Watering Facility	HU-Steel Rim Tank - Concrete Base	Gal	\$2.33
Dodge	614	Watering Facility	Water Fountain	No	\$2,440.29
Dodge	614	Watering Facility	HU-Water Fountain	No	\$2,928.34
Dodge	620	Underground Outlet	>=12 inch Single Wall PE Pipe (non-perf or perf), Multi-Inlet System	Lnft	\$11.42
Dodge	620	Underground Outlet	HU->=12 inch Single Wall PE Pipe (non-perf or perf), Multi-Inlet System	Lnft	\$13.69
Dodge	620	Underground Outlet	10 inch Single Wall PE Pipe (non-perf or perf), Multi-Inlet System	Lnft	\$8.69
Dodge	620	Underground Outlet	HU-10 inch Single Wall PE Pipe (non-perf or perf), Multi-Inlet System	Lnft	\$10.42
Dodge	620	Underground Outlet	12 inch - 18 inch PVC or DW Pipe, Multi-Inlet System	Ft	\$38.43
Dodge	620	Underground Outlet	HU-12 inch - 18 inch PVC or DW Pipe, Multi-Inlet System	Ft	\$46.11
Dodge	620	Underground Outlet	12 inch - 18 inch PVC or DW Pipe, Single-Inlet System	Ft	\$40.34
Dodge	620	Underground Outlet	HU-12 inch - 18 inch PVC or DW Pipe, Single-Inlet System	Ft	\$48.41
Dodge	620	Underground Outlet	4 inch - 6 inch PVC or DW Pipe, Multi-Inlet System	Ft	\$8.67
Dodge	620	Underground Outlet	HU-4 inch - 6 inch PVC or DW Pipe, Multi-Inlet System	Ft	\$10.41
Dodge	620	Underground Outlet	6 inch - 10 inch PVC or DW Pipe, Single-Inlet System	Ft	\$29.30

County	Code	Practice	Component	Units	Unit Cost
Dodge	620	Underground Outlet	HU-6 inch - 10 inch PVC or DW Pipe, Single-Inlet System	Ft	\$35.16
Dodge	620	Underground Outlet	6 inch or smaller Single Wall PE Pipe(non-perf or perf), Multi-Inlet System	Ft	\$6.21
Dodge	620	Underground Outlet	HU-6 inch or smaller Single Wall PE Pipe(non-perf or perf), Multi-Inlet System	Ft	\$7.45
Dodge	620	Underground Outlet	8 inch - 10 inch PVC or DW Pipe, Multi-Inlet System	Ft	\$18.57
Dodge	620	Underground Outlet	HU-8 inch - 10 inch PVC or DW Pipe, Multi-Inlet System	Ft	\$22.29
Dodge	620	Underground Outlet	8 inch Single Wall PE Pipe (non-perf or perf), Multi-Inlet System	Lnft	\$6.68
Dodge	620	Underground Outlet	HU-8 inch Single Wall PE Pipe (non-perf or perf), Multi-Inlet System	Lnft	\$8.02
Dodge	620	Underground Outlet	8 inch Single Wall PE with Riser	Lnft	\$6.97
Dodge	620	Underground Outlet	HU-8 inch Single Wall PE with Riser	Lnft	\$8.36
Dodge	620	Underground Outlet	Over 18 inch PVC or DW Pipe, Single- or Multi-Inlet System	Ft	\$56.37
Dodge	620	Underground Outlet	HU-Over 18 inch PVC or DW Pipe, Single- or Multi-Inlet System	Ft	\$67.65
Dodge	629	Waste Treatment	Aerobic Circulator	AU	\$110.16
Dodge	629	Waste Treatment	HU-Aerobic Circulator	AU	\$132.19
Dodge	632	Waste Separation Facility	Concrete Sand Settling Lane	SqFt	\$9.78
Dodge	632	Waste Separation Facility	HU-Concrete Sand Settling Lane	SqFt	\$11.74
Dodge	632	Waste Separation Facility	Concrete Settling Structure with picket screen outlet	Cu-Ft	\$3.60
Dodge	632	Waste Separation Facility	HU-Concrete Settling Structure with picket screen outlet	Cu-Ft	\$4.32
Dodge	632	Waste Separation Facility	Concrete Settling Structure with pipe outlet	Cu-Ft	\$1.24
Dodge	632	Waste Separation Facility	HU-Concrete Settling Structure with pipe outlet	Cu-Ft	\$1.49
Dodge	632	Waste Separation Facility	Earthen Settling Structure with picket screen outlet	Cu-Ft	\$0.34
Dodge	632	Waste Separation Facility	HU-Earthen Settling Structure with picket screen outlet	Cu-Ft	\$0.41
Dodge	632	Waste Separation Facility	Mechanical Separator	No	\$50,611.97
Dodge	632	Waste Separation Facility	HU-Mechanical Separator	No	\$60,734.36
Dodge	633	Waste Recycling	Export Ag Waste By-products Recycled for Use Off Farm	No	\$394.91
Dodge	633	Waste Recycling	HU-Export Ag Waste By-products Recycled for Use Off Farm	No	\$473.90
Dodge	633	Waste Recycling	Import Non-Ag Waste By-products for Compost with Manure for On-farm Use	Cu-Ft	\$2.10

County	Code	Practice	Component	Units	Unit Cost
Dodge	633	Waste Recycling	HU-Import Non-Ag Waste By-products for Compost with Manure for On-farm Use	Cu-Ft	\$2.53
Dodge	633	Waste Recycling	Import Non-Ag Waste By-products for On-Farm Use	Cu-Ft	\$1.26
Dodge	633	Waste Recycling	HU-Import Non-Ag Waste By-products for On-Farm Use	Cu-Ft	\$1.52
Dodge	633	Waste Recycling	Import Non-Agricultural By-Products, Land-Applied	Ton	\$16.09
Dodge	633	Waste Recycling	HU-Import Non-Agricultural By-Products, Land-Applied	Ton	\$19.31
Dodge	634	Waste Transfer	Agitator, Slurry Transfer	No	\$27,902.45
Dodge	634	Waste Transfer	HU-Agitator, Slurry Transfer	No	\$33,482.94
Dodge	634	Waste Transfer	Concrete Channel	SqFt	\$14.41
Dodge	634	Waste Transfer	HU-Concrete Channel	SqFt	\$17.29
Dodge	634	Waste Transfer	Gravity flow, greater than 18 inch diameter conduit	Ft	\$51.03
Dodge	634	Waste Transfer	HU-Gravity flow, greater than 18 inch diameter conduit	Ft	\$61.23
Dodge	634	Waste Transfer	Gravity flow, less than or equal to 18 inch diameter conduit	Ft	\$29.88
Dodge	634	Waste Transfer	HU-Gravity flow, less than or equal to 18 inch diameter conduit	Ft	\$35.86
Dodge	634	Waste Transfer	Hard-hose Reel System with Booster incorporated into Traveler	No	\$41,010.32
Dodge	634	Waste Transfer	HU-Hard-hose Reel System with Booster incorporated into Traveler	No	\$49,212.38
Dodge	634	Waste Transfer	Lot Runoff Containment Wall	Ft	\$72.89
Dodge	634	Waste Transfer	HU-Lot Runoff Containment Wall	Ft	\$87.47
Dodge	634	Waste Transfer	Pressure flow, 10 inch diameter conduit	Ft	\$27.93
Dodge	634	Waste Transfer	HU-Pressure flow, 10 inch diameter conduit	Ft	\$33.52
Dodge	634	Waste Transfer	Pressure flow, 12 inch or greater diameter conduit	Ft	\$41.60
Dodge	634	Waste Transfer	HU-Pressure flow, 12 inch or greater diameter conduit	Ft	\$49.91
Dodge	634	Waste Transfer	Pressure flow, 8 inch diameter conduit	Ft	\$19.60
Dodge	634	Waste Transfer	HU-Pressure flow, 8 inch diameter conduit	Ft	\$23.51
Dodge	634	Waste Transfer	Pressure flow, less than or equal to 6 inch diameter conduit	Ft	\$13.57
Dodge	634	Waste Transfer	HU-Pressure flow, less than or equal to 6 inch diameter conduit	Ft	\$16.28
Dodge	634	Waste Transfer	Pressure or gravity flow conduit that includes one boring under roadway	Ft	\$33.03

County	Code	Practice	Component	Units	Unit Cost
Dodge	634	Waste Transfer	HU-Pressure or gravity flow conduit that includes one boring under roadway	Ft	\$39.63
Dodge	635	Vegetated Treatment Area	Concrete Curb with major shaping	Ac	\$10,838.50
Dodge	635	Vegetated Treatment Area	HU-Concrete Curb with major shaping	Ac	\$13,006.20
Dodge	635	Vegetated Treatment Area	Wp_Concrete Curb with major shaping	Ac	\$10,838.50
Dodge	635	Vegetated Treatment Area	Concrete Curb, with or without flow spreaders	Ac	\$4,778.31
Dodge	635	Vegetated Treatment Area	HU-Concrete Curb, with or without flow spreaders	Ac	\$5,733.97
Dodge	635	Vegetated Treatment Area	Wp_Concrete Curb, with or without flow spreaders	Ac	\$4,778.31
Dodge	635	Vegetated Treatment Area	Gated Pipe with major shaping	Ac	\$10,266.10
Dodge	635	Vegetated Treatment Area	HU-Gated Pipe with major shaping	Ac	\$12,319.32
Dodge	635	Vegetated Treatment Area	Wp_Gated Pipe with major shaping	Ac	\$10,266.10
Dodge	635	Vegetated Treatment Area	Gated Pipe, with or without flow spreaders	Ac	\$2,280.77
Dodge	635	Vegetated Treatment Area	HU-Gated Pipe, with or without flow spreaders	Ac	\$2,736.92
Dodge	635	Vegetated Treatment Area	Wp_Gated Pipe, with or without flow spreaders	Ac	\$2,280.77
Dodge	635	Vegetated Treatment Area	Minor Shaping	Ac	\$1,606.32
Dodge	635	Vegetated Treatment Area	HU-Minor Shaping	Ac	\$1,927.58
Dodge	635	Vegetated Treatment Area	Wp_Minor Shaping	Ac	\$1,606.32
Dodge	635	Vegetated Treatment Area	Sprinkler, Center Pivot	Ac	\$4,249.84
Dodge	635	Vegetated Treatment Area	HU-Sprinkler, Center Pivot	Ac	\$5,099.81
Dodge	635	Vegetated Treatment Area	Wp_Sprinkler, Center Pivot	Ac	\$4,249.84
Dodge	635	Vegetated Treatment Area	Sprinkler, Mobile Pods	Ac	\$3,856.61
Dodge	635	Vegetated Treatment Area	HU-Sprinkler, Mobile Pods	Ac	\$4,627.93
Dodge	635	Vegetated Treatment Area	Wp_Sprinkler, Mobile Pods	Ac	\$3,856.61
Dodge	635	Vegetated Treatment Area	Sprinkler, Solid Set Distribution	Ac	\$6,080.99
Dodge	635	Vegetated Treatment Area	HU-Sprinkler, Solid Set Distribution	Ac	\$7,297.19
Dodge	635	Vegetated Treatment Area	Wp_Sprinkler, Solid Set Distribution	Ac	\$6,080.99
Dodge	636	Water Harvesting Catchment	Elevated Catchment	SqYd	\$146.07
Dodge	636	Water Harvesting Catchment	HU-Elevated Catchment	SqYd	\$175.28

County	Code	Practice	Component	Units	Unit Cost
Dodge	636	Water Harvesting Catchment	Plastic tank, less than or equal to 1,000 gallons	Gal	\$1.96
Dodge	636	Water Harvesting Catchment	HU-Plastic tank, less than or equal to 1,000 gallons	Gal	\$2.36
Dodge	636	Water Harvesting Catchment	Surface Catchment	SqYd	\$14.50
Dodge	636	Water Harvesting Catchment	HU-Surface Catchment	SqYd	\$17.40
Dodge	638	Water and Sediment Control Basin	WASCOB base	CuYd	\$3.26
Dodge	638	Water and Sediment Control Basin	HU-WASCOB base	CuYd	\$3.90
Dodge	638	Water and Sediment Control Basin	WASCOB topsoil	CuYd	\$3.50
Dodge	638	Water and Sediment Control Basin	HU-WASCOB topsoil	CuYd	\$4.21
Dodge	638	Water and Sediment Control Basin	WASCOB, Crop Season Construction	CuYd	\$3.69
Dodge	638	Water and Sediment Control Basin	HU-WASCOB, Crop Season Construction	CuYd	\$4.40
Dodge	640	Waterspreading	Dikes	Ac	\$1,733.67
Dodge	640	Waterspreading	HU-Dikes	Ac	\$2,080.41
Dodge	642	Water Well	Shallow Well, 100 ft. deep or less	Ft	\$107.63
Dodge	642	Water Well	HU-Shallow Well, 100 ft. deep or less	Ft	\$129.16
Dodge	642	Water Well	Single PVC Casing with pitless unit, greater than 100 ft. deep	Ft	\$64.50
Dodge	642	Water Well	HU-Single PVC Casing with pitless unit, greater than 100 ft. deep	Ft	\$77.41
Dodge	642	Water Well	Steel or Copper, 100 ft. or deeper	Lnft	\$55.01
Dodge	642	Water Well	HU-Steel or Copper, 100 ft. or deeper	Lnft	\$66.01
Dodge	642	Water Well	Well Point	Ft	\$281.82
Dodge	642	Water Well	HU-Well Point	Ft	\$338.19
Dodge	643	Restoration of Rare or Declining Natural Communities	Beaver Dam Analogues or Post-Assisted Log Structures	Lnft	\$37.17
Dodge	643	Restoration of Rare or Declining Natural Communities	HU-Beaver Dam Analogues or Post-Assisted Log Structures	Lnft	\$44.60
Dodge	643	Restoration of Rare or Declining Natural Communities	Habitat Monitoring and Management, High Intensity and Complexity	Ac	\$22.90
Dodge	643	Restoration of Rare or Declining Natural Communities	HU-Habitat Monitoring and Management, High Intensity and Complexity	Ac	\$27.49
Dodge	643	Restoration of Rare or Declining Natural Communities	Monitoring & Management, Low Intensity and Complexity - No Foregone Income	Ac	\$5.77
Dodge	643	Restoration of Rare or Declining Natural Communities	HU-Monitoring & Management, Low Intensity and Complexity - No Foregone Income	Ac	\$6.93

County	Code	Practice	Component	Units	Unit Cost
Dodge	643	Restoration of Rare or Declining Natural Communities	Rock Structure	CuYd	\$702.39
Dodge	643	Restoration of Rare or Declining Natural Communities	HU-Rock Structure	CuYd	\$842.87
Dodge	644	Wetland Wildlife Habitat Management	Establishment of seasonal wildlife forage or cover on non-cropland	Ac	\$141.67
Dodge	644	Wetland Wildlife Habitat Management	HU-Establishment of seasonal wildlife forage or cover on non-cropland	Ac	\$170.01
Dodge	644	Wetland Wildlife Habitat Management	Idling Cropland for Wetland Wildlife - Level 2	Ac	\$292.18
Dodge	644	Wetland Wildlife Habitat Management	HU-Idling Cropland for Wetland Wildlife - Level 2	Ac	\$302.79
Dodge	644	Wetland Wildlife Habitat Management	Management and Monitoring on Idled Cropland for Wetland Wildlife, foregone income - Level 1 (Year 2-5)	Ac	\$286.36
Dodge	644	Wetland Wildlife Habitat Management	HU-Management and Monitoring on Idled Cropland for Wetland Wildlife, foregone income - Level 1 (Year 2-5)	Ac	\$295.81
Dodge	644	Wetland Wildlife Habitat Management	Management and monitoring only, foregone income (FI)	Ac	\$299.82
Dodge	644	Wetland Wildlife Habitat Management	HU-Management and monitoring only, foregone income (FI)	Ac	\$303.36
Dodge	644	Wetland Wildlife Habitat Management	Monitoring and Management - Level 3	Ac	\$208.80
Dodge	644	Wetland Wildlife Habitat Management	HU-Monitoring and Management - Level 3	Ac	\$217.08
Dodge	644	Wetland Wildlife Habitat Management	Wetland Wildlife Habitat Monitoring and Management, Low Intensity and Complexity	Ac	\$3.87
Dodge	644	Wetland Wildlife Habitat Management	HU-Wetland Wildlife Habitat Monitoring and Management, Low Intensity and Complexity	Ac	\$4.65
Dodge	645	Upland Wildlife Habitat Management	Establishment of seasonal forage or cover for wildlife on cropland, with FI	Ac	\$428.86
Dodge	645	Upland Wildlife Habitat Management	HU-Establishment of seasonal forage or cover for wildlife on cropland, with FI	Ac	\$446.97
Dodge	645	Upland Wildlife Habitat Management	Establishment of seasonal wildlife forage or cover on cropland, no FI	Ac	\$98.68
Dodge	645	Upland Wildlife Habitat Management	HU-Establishment of seasonal wildlife forage or cover on cropland, no FI	Ac	\$118.42
Dodge	645	Upland Wildlife Habitat Management	Greater Prairie Chicken Habitat Development	Ac	\$9.50
Dodge	645	Upland Wildlife Habitat Management	HU-Greater Prairie Chicken Habitat Development	Ac	\$11.40
Dodge	645	Upland Wildlife Habitat Management	Habitat Monitoring and Management, Low Intensity and Complexity	Ac	\$3.87
Dodge	645	Upland Wildlife Habitat Management	HU-Habitat Monitoring and Management, Low Intensity and Complexity	Ac	\$4.65
Dodge	645	Upland Wildlife Habitat Management	Habitat Monitoring and Management, Medium Intensity and Complexity	Ac	\$11.90
Dodge	645	Upland Wildlife Habitat Management	HU-Habitat Monitoring and Management, Medium Intensity and Complexity	Ac	\$14.28

County	Code	Practice	Component	Units	Unit Cost
Dodge	645	Upland Wildlife Habitat Management	Interseeding Milkweed Into Existing Habitat	Ac	\$157.41
Dodge	645	Upland Wildlife Habitat Management	HU-Interseeding Milkweed Into Existing Habitat	Ac	\$188.89
Dodge	645	Upland Wildlife Habitat Management	Livestock Exclusion for Wildlife	Ac	\$62.12
Dodge	645	Upland Wildlife Habitat Management	HU-Livestock Exclusion for Wildlife	Ac	\$63.04
Dodge	645	Upland Wildlife Habitat Management	Wildlife Habitat Enhancement - Former Cropland (FI)	Ac	\$283.87
Dodge	645	Upland Wildlife Habitat Management	HU-Wildlife Habitat Enhancement - Former Cropland (FI)	Ac	\$284.03
Dodge	646	Shallow Water Development and Management	Shallow Water Management, High Level	Ac	\$315.02
Dodge	646	Shallow Water Development and Management	HU-Shallow Water Management, High Level	Ac	\$378.02
Dodge	646	Shallow Water Development and Management	Shallow Water Management-Low Level	Ac	\$137.43
Dodge	646	Shallow Water Development and Management	HU-Shallow Water Management-Low Level	Ac	\$164.92
Dodge	647	Early Successional Habitat Development-Mgt	Chemical	Ac	\$18.93
Dodge	647	Early Successional Habitat Development-Mgt	HU-Chemical	Ac	\$22.72
Dodge	647	Early Successional Habitat Development-Mgt	Disking	Ac	\$26.50
Dodge	647	Early Successional Habitat Development-Mgt	HU-Disking	Ac	\$31.80
Dodge	647	Early Successional Habitat Development-Mgt	Mowing	Ac	\$10.27
Dodge	647	Early Successional Habitat Development-Mgt	HU-Mowing	Ac	\$12.33
Dodge	649	Structures for Wildlife	Brush Pile - Large	No	\$146.01
Dodge	649	Structures for Wildlife	HU-Brush Pile - Large	No	\$175.20
Dodge	649	Structures for Wildlife	Brush Pile - Small	No	\$33.72
Dodge	649	Structures for Wildlife	HU-Brush Pile - Small	No	\$40.47
Dodge	649	Structures for Wildlife	Escape Ramp	No	\$72.33
Dodge	649	Structures for Wildlife	HU-Escape Ramp	No	\$86.80
Dodge	649	Structures for Wildlife	Fence Markers, Vinyl Undersill	Ft	\$0.18
Dodge	649	Structures for Wildlife	HU-Fence Markers, Vinyl Undersill	Ft	\$0.22
Dodge	649	Structures for Wildlife	Nesting Box, Large	No	\$97.70
Dodge	649	Structures for Wildlife	HU-Nesting Box, Large	No	\$117.24
Dodge	649	Structures for Wildlife	Perch Deterrent	Lnft	\$8.02

County	Code	Practice	Component	Units	Unit Cost
Dodge	649	Structures for Wildlife	HU-Perch Deterrent	Lnft	\$9.62
Dodge	649	Structures for Wildlife	Wildlife Friendly Fence Retrofit, Replacement of Barbed Wire Only with Smooth Wire	Lnft	\$1.34
Dodge	649	Structures for Wildlife	HU-Wildlife Friendly Fence Retrofit, Replacement of Barbed Wire Only with Smooth Wire	Lnft	\$1.62
Dodge	654	Road/Trail/Landing Closure and Treatment	Road/Trail removal and restoration (Vegetative)	Ft	\$4.18
Dodge	654	Road/Trail/Landing Closure and Treatment	HU-Road/Trail removal and restoration (Vegetative)	Ft	\$5.01
Dodge	655	Forest Trails and Landings	Trail and Landing Installation	Ft	\$1.54
Dodge	655	Forest Trails and Landings	HU-Trail and Landing Installation	Ft	\$1.84
Dodge	655	Forest Trails and Landings	Trail/Landing Location and Marking	Ft	\$0.31
Dodge	655	Forest Trails and Landings	HU-Trail/Landing Location and Marking	Ft	\$0.37
Dodge	656	Constructed Wetland	Large, 0.5 to 1.0 ac.	Ac	\$9,803.84
Dodge	656	Constructed Wetland	HU-Large, 0.5 to 1.0 ac.	Ac	\$11,764.60
Dodge	656	Constructed Wetland	Wp_Large, 0.5 to 1.0 ac.	Ac	\$9,803.84
Dodge	656	Constructed Wetland	Large, more than 1.0 ac.	Ac	\$7,531.49
Dodge	656	Constructed Wetland	HU-Large, more than 1.0 ac.	Ac	\$9,037.79
Dodge	656	Constructed Wetland	Wp_Large, more than 1.0 ac.	Ac	\$7,531.49
Dodge	656	Constructed Wetland	Medium, 0.5 ac or less	Ac	\$14,974.32
Dodge	656	Constructed Wetland	HU-Medium, 0.5 ac or less	Ac	\$17,969.19
Dodge	656	Constructed Wetland	Wp_Medium, 0.5 ac or less	Ac	\$14,974.32
Dodge	657	Wetland Restoration	Depression Sediment Removal	CuYd	\$3.50
Dodge	657	Wetland Restoration	HU-Depression Sediment Removal	CuYd	\$4.20
Dodge	657	Wetland Restoration	Pr_Depression Sediment Removal	CuYd	\$4.20
Dodge	657	Wetland Restoration	Wp_Depression Sediment Removal	CuYd	\$3.50
Dodge	657	Wetland Restoration	Ditch plug - Lateral Restoration	CuYd	\$9.98
Dodge	657	Wetland Restoration	HU-Ditch plug - Lateral Restoration	CuYd	\$11.97
Dodge	657	Wetland Restoration	Pr_Ditch plug - Lateral Restoration	CuYd	\$11.97
Dodge	657	Wetland Restoration	Wp_Ditch plug - Lateral Restoration	CuYd	\$9.98

County	Code	Practice	Component	Units	Unit Cost
Dodge	657	Wetland Restoration	Fill in dugout	CuYd	\$3.50
Dodge	657	Wetland Restoration	HU-Fill in dugout	CuYd	\$4.20
Dodge	657	Wetland Restoration	Pr_Fill in dugout	CuYd	\$4.20
Dodge	657	Wetland Restoration	Wp_Fill in dugout	CuYd	\$3.50
Dodge	657	Wetland Restoration	Sediment Removal - Saturated Site	CuYd	\$4.23
Dodge	657	Wetland Restoration	HU-Sediment Removal - Saturated Site	CuYd	\$5.07
Dodge	657	Wetland Restoration	Pr_Sediment Removal - Saturated Site	CuYd	\$5.07
Dodge	657	Wetland Restoration	Wp_Sediment Removal - Saturated Site	CuYd	\$4.23
Dodge	658	Wetland Creation	Excavation and Embankment	CuYd	\$3.89
Dodge	658	Wetland Creation	HU-Excavation and Embankment	CuYd	\$4.67
Dodge	658	Wetland Creation	Wetland Creation, Excavation	CuYd	\$2.41
Dodge	658	Wetland Creation	HU-Wetland Creation, Excavation	CuYd	\$2.89
Dodge	659	Wetland Enhancement	Depression Sediment Removal and Ditch Plug	CuYd	\$2.16
Dodge	659	Wetland Enhancement	HU-Depression Sediment Removal and Ditch Plug	CuYd	\$2.59
Dodge	659	Wetland Enhancement	Wp_Depression Sediment Removal and Ditch Plug	CuYd	\$2.16
Dodge	659	Wetland Enhancement	Excavation on Saturated Site	CuYd	\$3.94
Dodge	659	Wetland Enhancement	HU-Excavation on Saturated Site	CuYd	\$4.73
Dodge	659	Wetland Enhancement	Wp_Excavation on Saturated Site	CuYd	\$3.94
Dodge	660	Tree-Shrub Pruning	Pruning- High Height	Ac	\$343.02
Dodge	660	Tree-Shrub Pruning	HU-Pruning- High Height	Ac	\$411.62
Dodge	660	Tree-Shrub Pruning	Pruning Individual Agroforestry tree - small acreage	No	\$11.07
Dodge	660	Tree-Shrub Pruning	HU-Pruning Individual Agroforestry tree - small acreage	No	\$13.28
Dodge	660	Tree-Shrub Pruning	Pruning-Low Height	Ac	\$184.15
Dodge	660	Tree-Shrub Pruning	HU-Pruning-Low Height	Ac	\$220.98
Dodge	660	Tree-Shrub Pruning	Pruning-Multistory Cropping Understory	No	\$0.86
Dodge	660	Tree-Shrub Pruning	HU-Pruning-Multistory Cropping Understory	No	\$1.03
Dodge	660	Tree-Shrub Pruning	Pruning-MultiStory Cropping-Overstory	No	\$7.45

County	Code	Practice	Component	Units	Unit Cost
Dodge	660	Tree-Shrub Pruning	HU-Pruning-MultiStory Cropping-Overstory	No	\$8.94
Dodge	666	Forest Stand Improvement	Comprehensive Forest Stand Treatment with Mastication, All Slopes	Ac	\$2,139.39
Dodge	666	Forest Stand Improvement	HU-Comprehensive Forest Stand Treatment with Mastication, All Slopes	Ac	\$2,567.26
Dodge	666	Forest Stand Improvement	Intermediate Silvicultural Rx Using Ground Based Logging, Heavy Equipment all slopes	Ac	\$639.43
Dodge	666	Forest Stand Improvement	HU-Intermediate Silvicultural Rx Using Ground Based Logging, Heavy Equipment all slopes	Ac	\$767.32
Dodge	666	Forest Stand Improvement	Intermediate Silvicultural Treatment	Ac	\$513.43
Dodge	666	Forest Stand Improvement	HU-Intermediate Silvicultural Treatment	Ac	\$616.10
Dodge	666	Forest Stand Improvement	Pre-commercial Thinning - Hand tools	Ac	\$316.25
Dodge	666	Forest Stand Improvement	HU-Pre-commercial Thinning - Hand tools	Ac	\$379.50
Dodge	666	Forest Stand Improvement	Pre-Commercial Thinning, Mastication	Ac	\$502.50
Dodge	666	Forest Stand Improvement	HU-Pre-Commercial Thinning, Mastication	Ac	\$602.99
Dodge	666	Forest Stand Improvement	Timber Stand Improvement, Chemical, Ground	Ac	\$37.28
Dodge	666	Forest Stand Improvement	HU-Timber Stand Improvement, Chemical, Ground	Ac	\$44.74
Dodge	666	Forest Stand Improvement	Timber Stand Improvement, Single Stem Treatment	Ac	\$304.72
Dodge	666	Forest Stand Improvement	HU-Timber Stand Improvement, Single Stem Treatment	Ac	\$365.65
Dodge	670	Energy Efficient Lighting System	Dairy housing, Fixture (including LED) replacement	SqFt	\$0.30
Dodge	670	Energy Efficient Lighting System	HU-Dairy housing, Fixture (including LED) replacement	SqFt	\$0.36
Dodge	670	Energy Efficient Lighting System	Fixture (including LED) < 20 watts	No	\$19.86
Dodge	670	Energy Efficient Lighting System	HU-Fixture (including LED) < 20 watts	No	\$23.83
Dodge	670	Energy Efficient Lighting System	Fixture (including LED) >= 20 watts and < 40 watts	No	\$56.02
Dodge	670	Energy Efficient Lighting System	HU-Fixture (including LED) >= 20 watts and < 40 watts	No	\$67.23
Dodge	670	Energy Efficient Lighting System	Fixture (including LED) >= 40 watts and < 80 watts	No	\$112.05
Dodge	670	Energy Efficient Lighting System	HU-Fixture (including LED) >= 40 watts and < 80 watts	No	\$134.46
Dodge	670	Energy Efficient Lighting System	Fixture (including LED) >= 80 watts	No	\$203.13
Dodge	670	Energy Efficient Lighting System	HU-Fixture (including LED) >= 80 watts	No	\$243.75
Dodge	670	Energy Efficient Lighting System	General agricultural area, Fixture (including LED) replacement	SqFt	\$0.57

County	Code	Practice	Component	Units	Unit Cost
Dodge	670	Energy Efficient Lighting System	HU-General agricultural area, Fixture (including LED) replacement	SqFt	\$0.68
Dodge	670	Energy Efficient Lighting System	LED (using existing fixture) < 20 watts	No	\$10.17
Dodge	670	Energy Efficient Lighting System	HU-LED (using existing fixture) < 20 watts	No	\$12.21
Dodge	670	Energy Efficient Lighting System	LED (using existing fixture) >= 100 watts	No	\$88.73
Dodge	670	Energy Efficient Lighting System	HU-LED (using existing fixture) >= 100 watts	No	\$106.48
Dodge	670	Energy Efficient Lighting System	LED (using existing fixture) >= 20 watts and < 100 watts	No	\$37.39
Dodge	670	Energy Efficient Lighting System	HU-LED (using existing fixture) >= 20 watts and < 100 watts	No	\$44.88
Dodge	670	Energy Efficient Lighting System	LED Dimmer or Controller	No	\$391.27
Dodge	670	Energy Efficient Lighting System	HU-LED Dimmer or Controller	No	\$469.53
Dodge	670	Energy Efficient Lighting System	Poultry breeding, Fixture (including LED) replacement with new layout	SqFt	\$0.24
Dodge	670	Energy Efficient Lighting System	HU-Poultry breeding, Fixture (including LED) replacement with new layout	SqFt	\$0.29
Dodge	670	Energy Efficient Lighting System	Poultry house, Fixture (including LED) replacement	SqFt	\$0.12
Dodge	670	Energy Efficient Lighting System	HU-Poultry house, Fixture (including LED) replacement	SqFt	\$0.14
Dodge	670	Energy Efficient Lighting System	Poultry house, Fixture (including LED) replacement with new layout	SqFt	\$0.16
Dodge	670	Energy Efficient Lighting System	HU-Poultry house, Fixture (including LED) replacement with new layout	SqFt	\$0.19
Dodge	670	Energy Efficient Lighting System	Poultry house, Lamp replacement	SqFt	\$0.06
Dodge	670	Energy Efficient Lighting System	HU-Poultry house, Lamp replacement	SqFt	\$0.08
Dodge	670	Energy Efficient Lighting System	Specialty agricultural area, waterproof, Fixture (including LED) replacement	SqFt	\$0.83
Dodge	670	Energy Efficient Lighting System	HU-Specialty agricultural area, waterproof, Fixture (including LED) replacement	SqFt	\$1.00
Dodge	670	Energy Efficient Lighting System	Swine facility, Fixture (including LED) replacement	SqFt	\$0.20
Dodge	670	Energy Efficient Lighting System	HU-Swine facility, Fixture (including LED) replacement	SqFt	\$0.23
Dodge	672	Energy Efficient Building Envelope	Building Envelope - Attic Insulation	SqFt	\$0.75
Dodge	672	Energy Efficient Building Envelope	HU-Building Envelope - Attic Insulation	SqFt	\$0.90
Dodge	672	Energy Efficient Building Envelope	Building Envelope - Greenhouse Screens	SqFt	\$2.42
Dodge	672	Energy Efficient Building Envelope	HU-Building Envelope - Greenhouse Screens	SqFt	\$2.90
Dodge	672	Energy Efficient Building Envelope	Building Envelope - Sealant	Ft	\$1.46

County	Code	Practice	Component	Units	Unit Cost
Dodge	672	Energy Efficient Building Envelope	HU-Building Envelope - Sealant	Ft	\$1.75
Dodge	672	Energy Efficient Building Envelope	Building Envelope - Wall Insulation	SqFt	\$1.82
Dodge	672	Energy Efficient Building Envelope	HU-Building Envelope - Wall Insulation	SqFt	\$2.18
Dodge	672	Energy Efficient Building Envelope	Energy Efficient Glazing	SqFt	\$0.34
Dodge	672	Energy Efficient Building Envelope	HU-Energy Efficient Glazing	SqFt	\$0.40
Dodge	672	Energy Efficient Building Envelope	Greenhouse - Insulate Unglazed Walls	SqFt	\$0.30
Dodge	672	Energy Efficient Building Envelope	HU-Greenhouse - Insulate Unglazed Walls	SqFt	\$0.37
Dodge	810	Annual Forages for Grazing Systems	Annual forages mix	Ac	\$79.18
Dodge	810	Annual Forages for Grazing Systems	HU-Annual forages mix	Ac	\$95.01
Dodge	810	Annual Forages for Grazing Systems	Annual forages to Defer Grazing on Rangeland with FI	Ac	\$389.71
Dodge	810	Annual Forages for Grazing Systems	HU-Annual forages to Defer Grazing on Rangeland with FI	Ac	\$402.55
Dodge	810	Annual Forages for Grazing Systems	Annuals to Facilitate Renovation or Re-establishment	Ac	\$198.92
Dodge	810	Annual Forages for Grazing Systems	HU-Annuals to Facilitate Renovation or Re-establishment	Ac	\$238.70
Dodge	812	Raised Beds	Framed Raised Bed < 500 sq ft Contamination or Debris Sites only	SqFt	\$5.94
Dodge	812	Raised Beds	HU-Framed Raised Bed < 500 sq ft Contamination or Debris Sites only	SqFt	\$7.12
Dodge	812	Raised Beds	Framed Raised Bed greater than or equal to 500 sq ft Contamination or Debris Sites only	SqFt	\$3.39
Dodge	812	Raised Beds	HU-Framed Raised Bed greater than or equal to 500 sq ft Contamination or Debris Sites only	SqFt	\$4.07
Dodge	812	Raised Beds	Framed Raised Bed Small Lot Contamination or Debris Sites only	SqFt	\$11.39
Dodge	812	Raised Beds	HU-Framed Raised Bed Small Lot Contamination or Debris Sites only	SqFt	\$13.67
Dodge	812	Raised Beds	Unframed Raised Bed field size < 0.10 acres Contamination or Debris Sites only	SqFt	\$4.01
Dodge	812	Raised Beds	HU-Unframed Raised Bed field size < 0.10 acres Contamination or Debris Sites only	SqFt	\$4.81
Dodge	812	Raised Beds	Unframed Raised Bedfield size < 0.5 acres Contamination or Debris Sites only	SqFt	\$2.77
Dodge	812	Raised Beds	HU-Unframed Raised Bedfield size < 0.5 acres Contamination or Debris Sites only	SqFt	\$3.33
Dodge	821	Low Tunnel Systems	Low tunnel < 1000 square feet- Year 1	SqFt	\$4.74

County	Code	Practice	Component	Units	Unit Cost
Dodge	821	Low Tunnel Systems	HU-Low tunnel < 1000 square feet- Year 1	SqFt	\$5.69
Dodge	821	Low Tunnel Systems	Low tunnel 1000-5000 square feet, Year 1	SqFt	\$1.28
Dodge	821	Low Tunnel Systems	HU-Low tunnel 1000-5000 square feet, Year 1	SqFt	\$1.54
Dodge	821	Low Tunnel Systems	Low tunnel management- Year 2-3	SqFt	\$0.44
Dodge	821	Low Tunnel Systems	HU-Low tunnel management- Year 2-3	SqFt	\$0.53
Dodge	823	Organic Management	Certified Organic	Ac	\$87.48
Dodge	823	Organic Management	HU-Certified Organic	Ac	\$104.97
Dodge	823	Organic Management	Complex Crops and Livestock	Ac	\$350.30
Dodge	823	Organic Management	HU-Complex Crops and Livestock	Ac	\$420.37
Dodge	823	Organic Management	Complex Crops and Livestock FI	Ac	\$561.93
Dodge	823	Organic Management	HU-Complex Crops and Livestock FI	Ac	\$631.99
Dodge	823	Organic Management	Complex Crops FI	Ac	\$466.35
Dodge	823	Organic Management	HU-Complex Crops FI	Ac	\$517.29
Dodge	823	Organic Management	Complex Crops Only	Ac	\$254.72
Dodge	823	Organic Management	HU-Complex Crops Only	Ac	\$305.67
Dodge	823	Organic Management	Irrigated Pasture for Livestock	Ac	\$132.36
Dodge	823	Organic Management	HU-Irrigated Pasture for Livestock	Ac	\$158.82
Dodge	823	Organic Management	Simple Crops and Livestock	Ac	\$296.13
Dodge	823	Organic Management	HU-Simple Crops and Livestock	Ac	\$355.36
Dodge	823	Organic Management	Simple Crops and Livestock FI	Ac	\$326.08
Dodge	823	Organic Management	HU-Simple Crops and Livestock FI	Ac	\$385.31
Dodge	823	Organic Management	Simple Crops Large Acreage	Ac	\$74.25
Dodge	823	Organic Management	HU-Simple Crops Large Acreage	Ac	\$89.11
Dodge	823	Organic Management	Simple Crops Large Acreage FI	Ac	\$104.20
Dodge	823	Organic Management	HU-Simple Crops Large Acreage FI	Ac	\$119.06
Dodge	823	Organic Management	Simple Crops Only	Ac	\$221.95
Dodge	823	Organic Management	HU-Simple Crops Only	Ac	\$266.34

County	Code	Practice	Component	Units	Unit Cost
Dodge	823	Organic Management	Simple Crops Only FI	Ac	\$251.90
Dodge	823	Organic Management	HU-Simple Crops Only FI	Ac	\$296.29
Dodge	823	Organic Management	Small Scale	Ac	\$1,749.34
Dodge	823	Organic Management	HU-Small Scale	Ac	\$2,099.20
Dodge	823	Organic Management	Small Scale FI	Ac	\$1,983.59
Dodge	823	Organic Management	HU-Small Scale FI	Ac	\$2,333.46
Dodge	911	TA Design	TSPR-313 - Buried Concrete Tank	No	\$22,401.93
Dodge	911	TA Design	TSPR-313 - Buried Concrete Tank, Greater Than 110,000 Cubic Feet	No	\$12,580.24
Dodge	911	TA Design	TSPR-313 - Composted Bedded Pack, Concrete Floor and Walls	No	\$6,563.61
Dodge	911	TA Design	TSPR-313 - Composted Bedded Pack, Earthen Floor and Wood Walls	No	\$3,719.38
Dodge	911	TA Design	TSPR-313 - Dry Stack with Concrete Floor and Walls	No	\$7,876.33
Dodge	911	TA Design	TSPR-313 - Pond	No	\$16,627.80
Dodge	911	TA Design	TSPR-367 - Hoop Structure Roof	No	\$5,094.58
Dodge	911	TA Design	TSPR-367 - Timber or Steel Sheet Roof	No	\$5,094.58
Dodge	911	TA Design	TSPR-441 - SDI (Subsurface Drip Irrigation)	Ac	\$109.39
Dodge	911	TA Design	TSPR-520 - Use On-Site Material	CuYd	\$1.36
Dodge	911	TA Design	TSPR-521 - Flexible Membrane - Uncovered with liner drainage or venting	No	\$4,156.95
Dodge	911	TA Design	TSPR-533 - Livestock, Manure Transfer	No	\$765.75
Dodge	911	TA Design	TSPR-632 - Concrete Settling Structure with picket screen outlet	No	\$3,938.16
Dodge	911	TA Design	TSPR-632 - Concrete Settling Structure with pipe outlet	No	\$13,236.61
Dodge	911	TA Design	TSPR-634 - Gravity flow	Ft	\$5.11
Dodge	911	TA Design	TSPR-634 - Pressure flow, less than or equal to 6 inch diameter conduit	Ft	\$2.52
Dodge	912	TA Application	TSPR-313 - Buried Concrete Tank	No	\$5,649.18
Dodge	912	TA Application	TSPR-313 - Buried Concrete Tank, Greater Than 110,000 Cubic Feet	No	\$3,172.41
Dodge	912	TA Application	TSPR-313 - Composted Bedded Pack, Concrete Floor and Walls	No	\$4,375.74
Dodge	912	TA Application	TSPR-313 - Composted Bedded Pack, Earthen Floor and Wood Walls	No	\$2,625.44
Dodge	912	TA Application	TSPR-313 - Dry Stack with Concrete Floor and Walls	No	\$5,360.28

County	Code	Practice	Component	Units	Unit Cost
Dodge	912	TA Application	TSPR-313 - Pond	No	\$5,360.28
Dodge	912	TA Application	TSPR-367 - Hoop Structure Roof	No	\$2,498.68
Dodge	912	TA Application	TSPR-367 - Timber or Steel Sheet Roof	No	\$1,998.94
Dodge	912	TA Application	TSPR-441 - SDI (Subsurface Drip Irrigation)	Ac	\$47.40
Dodge	912	TA Application	TSPR-520 - Use On-Site Material	CuYd	\$0.95
Dodge	912	TA Application	TSPR-521 - Flexible Membrane - Uncovered with liner drainage or venting	No	\$4,047.56
Dodge	912	TA Application	TSPR-632 - Concrete Settling Structure with picket screen outlet	No	\$2,844.23
Dodge	912	TA Application	TSPR-632 - Concrete Settling Structure with pipe outlet	No	\$10,939.34
Dodge	912	TA Application	TSPR-634 - Gravity flow	Ft	\$2.92
Dodge	912	TA Application	TSPR-634 - Pressure flow, less than or equal to 6 inch diameter conduit	Ft	\$0.75
Dodge	913	TA Check-Out	TSPR-313 - Buried Concrete Tank	No	\$7,597.18
Dodge	913	TA Check-Out	TSPR-313 - Buried Concrete Tank, Greater Than 110,000 Cubic Feet	No	\$4,266.34
Dodge	913	TA Check-Out	TSPR-313 - Composted Bedded Pack, Concrete Floor and Walls	No	\$3,500.59
Dodge	913	TA Check-Out	TSPR-313 - Composted Bedded Pack, Earthen Floor and Wood Walls	No	\$1,750.30
Dodge	913	TA Check-Out	TSPR-313 - Dry Stack with Concrete Floor and Walls	No	\$3,938.16
Dodge	913	TA Check-Out	TSPR-313 - Pond	No	\$3,719.38
Dodge	913	TA Check-Out	TSPR-367 - Hoop Structure Roof	No	\$829.29
Dodge	913	TA Check-Out	TSPR-367 - Timber or Steel Sheet Roof	No	\$829.29
Dodge	913	TA Check-Out	TSPR-441 - SDI (Subsurface Drip Irrigation)	Ac	\$16.41
Dodge	913	TA Check-Out	TSPR-520 - Use On-Site Material	CuYd	\$0.20
Dodge	913	TA Check-Out	TSPR-521 - Flexible Membrane - Uncovered with liner drainage or venting	No	\$437.57
Dodge	913	TA Check-Out	TSPR-533 - Livestock, Manure Transfer	No	\$328.18
Dodge	913	TA Check-Out	TSPR-632 - Concrete Settling Structure with picket screen outlet	No	\$656.36
Dodge	913	TA Check-Out	TSPR-632 - Concrete Settling Structure with pipe outlet	No	\$656.36
Dodge	913	TA Check-Out	TSPR-634 - Gravity flow	Ft	\$3.65
Dodge	913	TA Check-Out	TSPR-634 - Pressure flow, less than or equal to 6 inch diameter conduit	Ft	\$0.52

County	Code	Practice	Component	Units	Unit Cost
Douglas	101	CNMP Design and Implementation Activity	All Livestock Operations, 301 to 700 Animal Units	No	\$4,497.10
Douglas	101	CNMP Design and Implementation Activity	HU-All Livestock Operations, 301 to 700 Animal Units	No	\$5,396.52
Douglas	101	CNMP Design and Implementation Activity	All Livestock Operations, Greater Than 700 Animal Units	No	\$7,049.99
Douglas	101	CNMP Design and Implementation Activity	HU-All Livestock Operations, Greater Than 700 Animal Units	No	\$8,459.98
Douglas	101	CNMP Design and Implementation Activity	All Livestock Operations, Less Than or Equal to 300 Animal Units	No	\$5,032.28
Douglas	101	CNMP Design and Implementation Activity	HU-All Livestock Operations, Less Than or Equal to 300 Animal Units	No	\$6,038.73
Douglas	101	CNMP Design and Implementation Activity	All Livestock Operations, No Land Application	No	\$845.91
Douglas	101	CNMP Design and Implementation Activity	HU-All Livestock Operations, No Land Application	No	\$1,015.09
Douglas	101	CNMP Design and Implementation Activity	CNMP Revision	No	\$3,687.15
Douglas	101	CNMP Design and Implementation Activity	HU-CNMP Revision	No	\$4,424.58
Douglas	102	Comprehensive Nutrient Management Plan	Dairy Operations, 301 to 700 Animal Units	No	\$5,205.85
Douglas	102	Comprehensive Nutrient Management Plan	HU-Dairy Operations, 301 to 700 Animal Units	No	\$6,247.01
Douglas	102	Comprehensive Nutrient Management Plan	Dairy Operations, Greater Than 700 Animal Units	No	\$6,506.47
Douglas	102	Comprehensive Nutrient Management Plan	HU-Dairy Operations, Greater Than 700 Animal Units	No	\$7,807.76
Douglas	102	Comprehensive Nutrient Management Plan	Dairy Operations, Less Than or Equal to 300 Animal Units	No	\$4,231.23
Douglas	102	Comprehensive Nutrient Management Plan	HU-Dairy Operations, Less Than or Equal to 300 Animal Units	No	\$5,077.48
Douglas	102	Comprehensive Nutrient Management Plan	Dairy Operations, No Land Application	No	\$4,426.83
Douglas	102	Comprehensive Nutrient Management Plan	HU-Dairy Operations, No Land Application	No	\$5,312.20
Douglas	102	Comprehensive Nutrient Management Plan	Non-Dairy Livestock Operations, 301 to 700 Animal Units	No	\$4,558.92
Douglas	102	Comprehensive Nutrient Management Plan	HU-Non-Dairy Livestock Operations, 301 to 700 Animal Units	No	\$5,470.70
Douglas	102	Comprehensive Nutrient Management Plan	Non-Dairy Livestock Operations, Less Than or Equal to 300 Animal Units	No	\$3,452.22
Douglas	102	Comprehensive Nutrient Management Plan	HU-Non-Dairy Livestock Operations, Less Than or Equal to 300 Animal Units	No	\$4,142.65
Douglas	102	Comprehensive Nutrient Management Plan	Non-Dairy Livestock Operations, No Land Application	No	\$2,735.01
Douglas	102	Comprehensive Nutrient Management Plan	HU-Non-Dairy Livestock Operations, No Land Application	No	\$3,282.02
Douglas	102	Comprehensive Nutrient Management Plan	Non-Dairy Operations, Greater Than 700 Animal Units	No	\$5,859.54
Douglas	102	Comprehensive Nutrient Management Plan	HU-Non-Dairy Operations, Greater Than 700 Animal Units	No	\$7,031.44
Douglas	106	Forest Management Plan	Nonindustrial Private Forest, 101 to 250 Acres	No	\$2,956.25

County	Code	Practice	Component	Units	Unit Cost
Douglas	106	Forest Management Plan	HU-Nonindustrial Private Forest, 101 to 250 Acres	No	\$3,547.50
Douglas	106	Forest Management Plan	Nonindustrial Private Forest, 21 to 100 Acres	No	\$1,799.46
Douglas	106	Forest Management Plan	HU-Nonindustrial Private Forest, 21 to 100 Acres	No	\$2,159.35
Douglas	106	Forest Management Plan	Nonindustrial Private Forest, 251 to 500 Acres	No	\$4,370.11
Douglas	106	Forest Management Plan	HU-Nonindustrial Private Forest, 251 to 500 Acres	No	\$5,244.14
Douglas	106	Forest Management Plan	Nonindustrial Private Forest, 501 to 1,000 Acres	No	\$5,334.11
Douglas	106	Forest Management Plan	HU-Nonindustrial Private Forest, 501 to 1,000 Acres	No	\$6,400.94
Douglas	106	Forest Management Plan	Nonindustrial Private Forest, Greater Than 1,000 Acres	No	\$6,940.78
Douglas	106	Forest Management Plan	HU-Nonindustrial Private Forest, Greater Than 1,000 Acres	No	\$8,328.93
Douglas	106	Forest Management Plan	Nonindustrial Private Forest, Less Than or Equal to 20 Acres	No	\$1,221.06
Douglas	106	Forest Management Plan	HU-Nonindustrial Private Forest, Less Than or Equal to 20 Acres	No	\$1,465.27
Douglas	110	Grazing Management Plan	Grazed Lands, 1,501 to 5,000 Acres	No	\$3,335.83
Douglas	110	Grazing Management Plan	HU-Grazed Lands, 1,501 to 5,000 Acres	No	\$4,002.99
Douglas	110	Grazing Management Plan	Grazed Lands, 101 to 500 Acres	No	\$2,382.73
Douglas	110	Grazing Management Plan	HU-Grazed Lands, 101 to 500 Acres	No	\$2,859.28
Douglas	110	Grazing Management Plan	Grazed Lands, 5,001 to 10,000 Acres	No	\$3,812.37
Douglas	110	Grazing Management Plan	HU-Grazed Lands, 5,001 to 10,000 Acres	No	\$4,574.84
Douglas	110	Grazing Management Plan	Grazed Lands, 501 to 1,500 Acres	No	\$2,859.28
Douglas	110	Grazing Management Plan	HU-Grazed Lands, 501 to 1,500 Acres	No	\$3,431.13
Douglas	110	Grazing Management Plan	Grazed Lands, Greater Than 10,000 Acres	No	\$4,288.91
Douglas	110	Grazing Management Plan	HU-Grazed Lands, Greater Than 10,000 Acres	No	\$5,146.69
Douglas	110	Grazing Management Plan	Grazed Lands, Less Than or Equal to 100 Acres	No	\$1,906.18
Douglas	110	Grazing Management Plan	HU-Grazed Lands, Less Than or Equal to 100 Acres	No	\$2,287.43
Douglas	116	Soil Health Management Plan	Crops and Livestock Soil Health Management, Greater Than or Equal to Five Units	No	\$1,955.99
Douglas	116	Soil Health Management Plan	HU-Crops and Livestock Soil Health Management, Greater Than or Equal to Five Units	No	\$2,347.20
Douglas	116	Soil Health Management Plan	Crops and Livestock Soil Health Management, Less Than Five Units	No	\$1,564.80

<b>County</b>	<b>Code</b>	<b>Practice</b>	<b>Component</b>	<b>Units</b>	<b>Unit Cost</b>
Douglas	116	Soil Health Management Plan	HU-Crops and Livestock Soil Health Management, Less Than Five Units	No	\$1,877.76
Douglas	116	Soil Health Management Plan	Crops Soil Health Management, Greater Than or Equal to Five Units	No	\$1,825.60
Douglas	116	Soil Health Management Plan	HU-Crops Soil Health Management, Greater Than or Equal to Five Units	No	\$2,190.71
Douglas	116	Soil Health Management Plan	Crops Soil Health Management, Less Than Five Units	No	\$1,434.40
Douglas	116	Soil Health Management Plan	HU-Crops Soil Health Management, Less Than Five Units	No	\$1,721.27
Douglas	116	Soil Health Management Plan	Organic Crops and Livestock Soil Health Management, Greater Than or Equal to Five Units	No	\$2,347.20
Douglas	116	Soil Health Management Plan	HU-Organic Crops and Livestock Soil Health Management, Greater Than or Equal to Five Units	No	\$2,816.64
Douglas	116	Soil Health Management Plan	Organic Crops and Livestock Soil Health Management, Less Than Five Units	No	\$2,216.79
Douglas	116	Soil Health Management Plan	HU-Organic Crops and Livestock Soil Health Management, Less Than Five Units	No	\$2,660.15
Douglas	116	Soil Health Management Plan	Organic Crops Soil Health Management, Greater Than or Equal to Five Units	No	\$2,086.40
Douglas	116	Soil Health Management Plan	HU-Organic Crops Soil Health Management, Greater Than or Equal to Five Units	No	\$2,503.68
Douglas	116	Soil Health Management Plan	Organic Crops Soil Health Management, Less Than Five Units	No	\$1,695.20
Douglas	116	Soil Health Management Plan	HU-Organic Crops Soil Health Management, Less Than Five Units	No	\$2,034.24
Douglas	116	Soil Health Management Plan	Small Farm, Less Than or Equal to 10 Acres	No	\$1,304.00
Douglas	116	Soil Health Management Plan	HU-Small Farm, Less Than or Equal to 10 Acres	No	\$1,564.80
Douglas	120	Agricultural Energy Design	High Complexity, Four to Five Designs	No	\$7,134.63
Douglas	120	Agricultural Energy Design	HU-High Complexity, Four to Five Designs	No	\$8,561.56
Douglas	120	Agricultural Energy Design	High Complexity, Greater Than or Equal to Six Designs	No	\$8,394.05
Douglas	120	Agricultural Energy Design	HU-High Complexity, Greater Than or Equal to Six Designs	No	\$10,072.87
Douglas	120	Agricultural Energy Design	High Complexity, One Design	No	\$4,615.79
Douglas	120	Agricultural Energy Design	HU-High Complexity, One Design	No	\$5,538.96
Douglas	120	Agricultural Energy Design	High Complexity, Two to Three Designs	No	\$5,875.21
Douglas	120	Agricultural Energy Design	HU-High Complexity, Two to Three Designs	No	\$7,050.26
Douglas	120	Agricultural Energy Design	Low Complexity, Four to Five Designs	No	\$4,837.30

County	Code	Practice	Component	Units	Unit Cost
Douglas	120	Agricultural Energy Design	HU-Low Complexity, Four to Five Designs	No	\$5,804.75
Douglas	120	Agricultural Energy Design	Low Complexity, Greater Than or Equal to Six Designs	No	\$6,096.72
Douglas	120	Agricultural Energy Design	HU-Low Complexity, Greater Than or Equal to Six Designs	No	\$7,316.06
Douglas	120	Agricultural Energy Design	Low Complexity, One Design	No	\$2,318.46
Douglas	120	Agricultural Energy Design	HU-Low Complexity, One Design	No	\$2,782.14
Douglas	120	Agricultural Energy Design	Low Complexity, Two to Three Designs	No	\$3,577.88
Douglas	120	Agricultural Energy Design	HU-Low Complexity, Two to Three Designs	No	\$4,293.45
Douglas	120	Agricultural Energy Design	Medium Complexity, Four to Five Designs	No	\$5,985.97
Douglas	120	Agricultural Energy Design	HU-Medium Complexity, Four to Five Designs	No	\$7,183.16
Douglas	120	Agricultural Energy Design	Medium Complexity, Greater Than or Equal to Six Designs	No	\$7,245.39
Douglas	120	Agricultural Energy Design	HU-Medium Complexity, Greater Than or Equal to Six Designs	No	\$8,694.46
Douglas	120	Agricultural Energy Design	Medium Complexity, One Design	No	\$3,467.12
Douglas	120	Agricultural Energy Design	HU-Medium Complexity, One Design	No	\$4,160.55
Douglas	120	Agricultural Energy Design	Medium Complexity, Two to Three Designs	No	\$4,726.55
Douglas	120	Agricultural Energy Design	HU-Medium Complexity, Two to Three Designs	No	\$5,671.85
Douglas	138	Conservation Plan Supporting Organic Transition	Supporting Organic Transition for Crops and Livestock	No	\$4,889.99
Douglas	138	Conservation Plan Supporting Organic Transition	HU-Supporting Organic Transition for Crops and Livestock	No	\$5,867.99
Douglas	138	Conservation Plan Supporting Organic Transition	Transition to Organic for Crop and Livestock, High Complexity	No	\$7,163.53
Douglas	138	Conservation Plan Supporting Organic Transition	HU-Transition to Organic for Crop and Livestock, High Complexity	No	\$8,596.24
Douglas	138	Conservation Plan Supporting Organic Transition	Transition to Organic for Crop and Livestock, Low Complexity	No	\$4,889.99
Douglas	138	Conservation Plan Supporting Organic Transition	HU-Transition to Organic for Crop and Livestock, Low Complexity	No	\$5,867.99
Douglas	138	Conservation Plan Supporting Organic Transition	Transition to Organic for Crop, High Complexity	No	\$4,889.99
Douglas	138	Conservation Plan Supporting Organic Transition	HU-Transition to Organic for Crop, High Complexity	No	\$5,867.99
Douglas	138	Conservation Plan Supporting Organic Transition	Transition to Organic for Crop, Low Complexity	No	\$4,237.99
Douglas	138	Conservation Plan Supporting Organic Transition	HU-Transition to Organic for Crop, Low Complexity	No	\$5,085.60
Douglas	138	Conservation Plan Supporting Organic Transition	Transition to Organic for Livestock, High Complexity	No	\$6,837.53
Douglas	138	Conservation Plan Supporting Organic Transition	HU-Transition to Organic for Livestock, High Complexity	No	\$8,205.04

County	Code	Practice	Component	Units	Unit Cost
Douglas	138	Conservation Plan Supporting Organic Transition	Transition to Organic for Livestock, Low Complexity	No	\$4,563.99
Douglas	138	Conservation Plan Supporting Organic Transition	HU-Transition to Organic for Livestock, Low Complexity	No	\$5,476.79
Douglas	140	Transition to Organic Design	High Complexity Conservation Practices, Greater Than or Equal to Five	No	\$12,465.61
Douglas	140	Transition to Organic Design	HU-High Complexity Conservation Practices, Greater Than or Equal to Five	No	\$14,958.73
Douglas	140	Transition to Organic Design	High Complexity Conservation Practices, One to Four	No	\$9,671.58
Douglas	140	Transition to Organic Design	HU-High Complexity Conservation Practices, One to Four	No	\$11,605.90
Douglas	140	Transition to Organic Design	Low Complexity Conservation Practices, Greater Than or Equal to Five	No	\$7,475.07
Douglas	140	Transition to Organic Design	HU-Low Complexity Conservation Practices, Greater Than or Equal to Five	No	\$8,970.09
Douglas	140	Transition to Organic Design	Low Complexity Conservation Practices, One to Four	No	\$3,763.52
Douglas	140	Transition to Organic Design	HU-Low Complexity Conservation Practices, One to Four	No	\$4,516.23
Douglas	144	Fish and Wildlife Habitat Design	Habitat Design, One Land Use	No	\$2,486.03
Douglas	144	Fish and Wildlife Habitat Design	HU-Habitat Design, One Land Use	No	\$2,983.23
Douglas	144	Fish and Wildlife Habitat Design	Habitat Design, Three or More Land Uses	No	\$3,590.93
Douglas	144	Fish and Wildlife Habitat Design	HU-Habitat Design, Three or More Land Uses	No	\$4,309.12
Douglas	144	Fish and Wildlife Habitat Design	Habitat Design, Two Land Uses	No	\$3,038.48
Douglas	144	Fish and Wildlife Habitat Design	HU-Habitat Design, Two Land Uses	No	\$3,646.17
Douglas	148	Pollinator Habitat Design	Pollinator Habitat	No	\$2,900.36
Douglas	148	Pollinator Habitat Design	HU-Pollinator Habitat	No	\$3,480.44
Douglas	148	Pollinator Habitat Design	Pollinator Habitat, No Local TSP	No	\$4,212.44
Douglas	148	Pollinator Habitat Design	HU-Pollinator Habitat, No Local TSP	No	\$5,054.93
Douglas	157	Nutrient Management Design and Implementation Activity	Nutrient Management, 101 to 300 Acres and No Manure	No	\$3,362.84
Douglas	157	Nutrient Management Design and Implementation Activity	HU-Nutrient Management, 101 to 300 Acres and No Manure	No	\$4,035.41
Douglas	157	Nutrient Management Design and Implementation Activity	Nutrient Management, 101 to 300 Acres Fertilizer and Manure	No	\$5,884.96
Douglas	157	Nutrient Management Design and Implementation Activity	HU-Nutrient Management, 101 to 300 Acres Fertilizer and Manure	No	\$7,061.96

<b>County</b>	<b>Code</b>	<b>Practice</b>	<b>Component</b>	<b>Units</b>	<b>Unit Cost</b>
Douglas	157	Nutrient Management Design and Implementation Activity	Nutrient Management, Greater Than 300 Acres and No Manure	No	\$4,203.55
Douglas	157	Nutrient Management Design and Implementation Activity	HU-Nutrient Management, Greater Than 300 Acres and No Manure	No	\$5,044.26
Douglas	157	Nutrient Management Design and Implementation Activity	Nutrient Management, Greater Than 300 Acres Fertilizer and Manure	No	\$7,146.03
Douglas	157	Nutrient Management Design and Implementation Activity	HU-Nutrient Management, Greater Than 300 Acres Fertilizer and Manure	No	\$8,575.24
Douglas	157	Nutrient Management Design and Implementation Activity	Nutrient Management, Less Than or Equal to 100 Acres and No Manure	No	\$2,522.12
Douglas	157	Nutrient Management Design and Implementation Activity	HU-Nutrient Management, Less Than or Equal to 100 Acres and No Manure	No	\$3,026.55
Douglas	157	Nutrient Management Design and Implementation Activity	Nutrient Management, Less Than or Equal to 100 Acres Fertilizer and Manure	No	\$4,203.55
Douglas	157	Nutrient Management Design and Implementation Activity	HU-Nutrient Management, Less Than or Equal to 100 Acres Fertilizer and Manure	No	\$5,044.26
Douglas	158	Feed Management Design	Feed Management Plan	No	\$3,362.84
Douglas	158	Feed Management Design	HU-Feed Management Plan	No	\$4,035.41
Douglas	159	Grazing Management Design	Grazed Lands, 1,501 to 5,000 Acres	No	\$2,223.88
Douglas	159	Grazing Management Design	HU-Grazed Lands, 1,501 to 5,000 Acres	No	\$2,668.66
Douglas	159	Grazing Management Design	Grazed Lands, 101 to 500 Acres	No	\$1,588.48
Douglas	159	Grazing Management Design	HU-Grazed Lands, 101 to 500 Acres	No	\$1,906.18
Douglas	159	Grazing Management Design	Grazed Lands, 5,001 to 10,000 Acres	No	\$2,541.58
Douglas	159	Grazing Management Design	HU-Grazed Lands, 5,001 to 10,000 Acres	No	\$3,049.90
Douglas	159	Grazing Management Design	Grazed Lands, 501 to 1,500 Acres	No	\$1,906.18
Douglas	159	Grazing Management Design	HU-Grazed Lands, 501 to 1,500 Acres	No	\$2,287.43
Douglas	159	Grazing Management Design	Grazed Lands, Greater Than 10,000 Acres	No	\$2,859.28
Douglas	159	Grazing Management Design	HU-Grazed Lands, Greater Than 10,000 Acres	No	\$3,431.13
Douglas	159	Grazing Management Design	Grazed Lands, Less Than or Equal to 100 Acres	No	\$1,270.79
Douglas	159	Grazing Management Design	HU-Grazed Lands, Less Than or Equal to 100 Acres	No	\$1,524.95

County	Code	Practice	Component	Units	Unit Cost
Douglas	160	Prescribed Burning Design	Burn Implementation, 101 to 250 Acres	No	\$1,606.66
Douglas	160	Prescribed Burning Design	HU-Burn Implementation, 101 to 250 Acres	No	\$1,927.99
Douglas	160	Prescribed Burning Design	Burn Implementation, 21 to 100 Acres	No	\$1,285.33
Douglas	160	Prescribed Burning Design	HU-Burn Implementation, 21 to 100 Acres	No	\$1,542.39
Douglas	160	Prescribed Burning Design	Burn Implementation, 251 to 500 Acres	No	\$1,927.99
Douglas	160	Prescribed Burning Design	HU-Burn Implementation, 251 to 500 Acres	No	\$2,313.60
Douglas	160	Prescribed Burning Design	Burn Implementation, 501 to 1,000 Acres	No	\$2,570.65
Douglas	160	Prescribed Burning Design	HU-Burn Implementation, 501 to 1,000 Acres	No	\$3,084.79
Douglas	160	Prescribed Burning Design	Burn Implementation, Greater Than 1,000 Acres	No	\$3,855.99
Douglas	160	Prescribed Burning Design	HU-Burn Implementation, Greater Than 1,000 Acres	No	\$4,627.18
Douglas	160	Prescribed Burning Design	Burn Implementation, Less Than or Equal to 20 Acres	No	\$964.00
Douglas	160	Prescribed Burning Design	HU-Burn Implementation, Less Than or Equal to 20 Acres	No	\$1,156.79
Douglas	161	Pest Management Conservation System Design	High Complexity Conservation Practices, Greater Than or Equal to Five	No	\$6,454.48
Douglas	161	Pest Management Conservation System Design	HU-High Complexity Conservation Practices, Greater Than or Equal to Five	No	\$7,745.38
Douglas	161	Pest Management Conservation System Design	High Complexity Conservation Practices, One to Four	No	\$5,234.33
Douglas	161	Pest Management Conservation System Design	HU-High Complexity Conservation Practices, One to Four	No	\$6,281.19
Douglas	161	Pest Management Conservation System Design	Low Complexity Conservation Practices, Greater Than or Equal to Five	No	\$3,686.44
Douglas	161	Pest Management Conservation System Design	HU-Low Complexity Conservation Practices, Greater Than or Equal to Five	No	\$4,423.73
Douglas	161	Pest Management Conservation System Design	Low Complexity Conservation Practices, One to Four	No	\$2,466.29
Douglas	161	Pest Management Conservation System Design	HU-Low Complexity Conservation Practices, One to Four	No	\$2,959.55
Douglas	162	Soil Health Management System Design	Crops and Livestock Soil Health Management, Greater Than or Equal to Five Units	No	\$4,203.55
Douglas	162	Soil Health Management System Design	HU-Crops and Livestock Soil Health Management, Greater Than or Equal to Five Units	No	\$5,044.26
Douglas	162	Soil Health Management System Design	Crops and Livestock Soil Health Management, Less Than Five Units	No	\$3,362.84
Douglas	162	Soil Health Management System Design	HU-Crops and Livestock Soil Health Management, Less Than Five Units	No	\$4,035.41
Douglas	162	Soil Health Management System Design	Crops Soil Health Management, Greater Than or Equal to Five Units	No	\$3,867.26
Douglas	162	Soil Health Management System Design	HU-Crops Soil Health Management, Greater Than or Equal to Five Units	No	\$4,640.71

County	Code	Practice	Component	Units	Unit Cost
Douglas	162	Soil Health Management System Design	Crops Soil Health Management, Less Than Five Units	No	\$3,194.69
Douglas	162	Soil Health Management System Design	HU-Crops Soil Health Management, Less Than Five Units	No	\$3,833.63
Douglas	162	Soil Health Management System Design	Organic Crops and Livestock Soil Health Management, Greater Than or Equal to Five Units	No	\$6,725.67
Douglas	162	Soil Health Management System Design	HU-Organic Crops and Livestock Soil Health Management, Greater Than or Equal to Five Units	No	\$8,070.81
Douglas	162	Soil Health Management System Design	Organic Crops and Livestock Soil Health Management, Less Than Five Units	No	\$5,380.53
Douglas	162	Soil Health Management System Design	HU-Organic Crops and Livestock Soil Health Management, Less Than Five Units	No	\$6,456.64
Douglas	162	Soil Health Management System Design	Organic Crops Soil Health Management, Greater Than or Equal to Five Units	No	\$5,044.26
Douglas	162	Soil Health Management System Design	HU-Organic Crops Soil Health Management, Greater Than or Equal to Five Units	No	\$6,053.10
Douglas	162	Soil Health Management System Design	Organic Crops Soil Health Management, Less Than Five Units	No	\$3,699.12
Douglas	162	Soil Health Management System Design	HU-Organic Crops Soil Health Management, Less Than Five Units	No	\$4,438.95
Douglas	162	Soil Health Management System Design	Small Farm, Less Than or Equal to 10 Acres	No	\$2,522.12
Douglas	162	Soil Health Management System Design	HU-Small Farm, Less Than or Equal to 10 Acres	No	\$3,026.55
Douglas	163	Irrigation Water Management Design	Designs with Pump Test, Greater Than or Equal to Three	No	\$10,051.64
Douglas	163	Irrigation Water Management Design	HU-Designs with Pump Test, Greater Than or Equal to Three	No	\$12,061.97
Douglas	163	Irrigation Water Management Design	Designs with Pump Test, One to Two	No	\$6,336.05
Douglas	163	Irrigation Water Management Design	HU-Designs with Pump Test, One to Two	No	\$7,603.25
Douglas	163	Irrigation Water Management Design	Designs without Pump Test, Greater Than or Equal to Three	No	\$8,674.15
Douglas	163	Irrigation Water Management Design	HU-Designs without Pump Test, Greater Than or Equal to Three	No	\$10,408.98
Douglas	163	Irrigation Water Management Design	Designs without Pump Test, One to Two	No	\$5,323.00
Douglas	163	Irrigation Water Management Design	HU-Designs without Pump Test, One to Two	No	\$6,387.59
Douglas	164	Improved Management of Drainage Water Design	Designs with No Tile Map, Greater Than or Equal to Three	No	\$8,896.29
Douglas	164	Improved Management of Drainage Water Design	HU-Designs with No Tile Map, Greater Than or Equal to Three	No	\$10,675.55
Douglas	164	Improved Management of Drainage Water Design	Designs with No Tile Map, One to Two	No	\$7,077.43
Douglas	164	Improved Management of Drainage Water Design	HU-Designs with No Tile Map, One to Two	No	\$8,492.92

County	Code	Practice	Component	Units	Unit Cost
Douglas	164	Improved Management of Drainage Water Design	Designs with Tile Map, Greater Than or Equal to Three	No	\$8,167.43
Douglas	164	Improved Management of Drainage Water Design	HU-Designs with Tile Map, Greater Than or Equal to Three	No	\$9,800.91
Douglas	164	Improved Management of Drainage Water Design	Designs with Tile Map, One to Two	No	\$5,195.98
Douglas	164	Improved Management of Drainage Water Design	HU-Designs with Tile Map, One to Two	No	\$6,235.17
Douglas	165	Forest Management Practice Design	Nonindustrial Private Forest, 101 to 250 Acres	No	\$771.20
Douglas	165	Forest Management Practice Design	HU-Nonindustrial Private Forest, 101 to 250 Acres	No	\$925.44
Douglas	165	Forest Management Practice Design	Nonindustrial Private Forest, 21 to 100 Acres	No	\$514.13
Douglas	165	Forest Management Practice Design	HU-Nonindustrial Private Forest, 21 to 100 Acres	No	\$616.95
Douglas	165	Forest Management Practice Design	Nonindustrial Private Forest, 251 to 500 Acres	No	\$1,028.26
Douglas	165	Forest Management Practice Design	HU-Nonindustrial Private Forest, 251 to 500 Acres	No	\$1,233.92
Douglas	165	Forest Management Practice Design	Nonindustrial Private Forest, 501 to 1,000 Acres	No	\$1,221.06
Douglas	165	Forest Management Practice Design	HU-Nonindustrial Private Forest, 501 to 1,000 Acres	No	\$1,465.27
Douglas	165	Forest Management Practice Design	Nonindustrial Private Forest, Greater Than 1,000 Acres	No	\$1,478.13
Douglas	165	Forest Management Practice Design	HU-Nonindustrial Private Forest, Greater Than 1,000 Acres	No	\$1,773.76
Douglas	165	Forest Management Practice Design	Nonindustrial Private Forest, Less Than or Equal to 20 Acres	No	\$321.33
Douglas	165	Forest Management Practice Design	HU-Nonindustrial Private Forest, Less Than or Equal to 20 Acres	No	\$385.60
Douglas	199	Conservation Plan	One Land Use, 10 to 199 Acres	No	\$3,210.29
Douglas	199	Conservation Plan	HU-One Land Use, 10 to 199 Acres	No	\$3,852.35
Douglas	199	Conservation Plan	One Land Use, 200 to 1,000 Acres	No	\$4,728.77
Douglas	199	Conservation Plan	HU-One Land Use, 200 to 1,000 Acres	No	\$5,674.52
Douglas	199	Conservation Plan	One Land Use, Greater Than 1,000 Acres	No	\$6,293.57
Douglas	199	Conservation Plan	HU-One Land Use, Greater Than 1,000 Acres	No	\$7,552.28
Douglas	199	Conservation Plan	Small Farm	No	\$2,532.52
Douglas	199	Conservation Plan	HU-Small Farm	No	\$3,039.03
Douglas	199	Conservation Plan	Three or More Land Uses, 10 to 199 Acres	No	\$6,293.57
Douglas	199	Conservation Plan	HU-Three or More Land Uses, 10 to 199 Acres	No	\$7,552.28
Douglas	199	Conservation Plan	Three or More Land Uses, 200 to 1,000 Acres	No	\$7,667.06

County	Code	Practice	Component	Units	Unit Cost
Douglas	199	Conservation Plan	HU-Three or More Land Uses, 200 to 1,000 Acres	No	\$9,200.47
Douglas	199	Conservation Plan	Three or More Land Uses, Greater Than 1,000 Acres	No	\$8,849.25
Douglas	199	Conservation Plan	HU-Three or More Land Uses, Greater Than 1,000 Acres	No	\$10,619.10
Douglas	199	Conservation Plan	Two Land Uses, 10 to 199 Acres	No	\$4,728.77
Douglas	199	Conservation Plan	HU-Two Land Uses, 10 to 199 Acres	No	\$5,674.52
Douglas	199	Conservation Plan	Two Land Uses, 200 to 1,000 Acres	No	\$6,293.57
Douglas	199	Conservation Plan	HU-Two Land Uses, 200 to 1,000 Acres	No	\$7,552.28
Douglas	199	Conservation Plan	Two Land Uses, Greater Than 1,000 Acres	No	\$7,667.06
Douglas	199	Conservation Plan	HU-Two Land Uses, Greater Than 1,000 Acres	No	\$9,200.47
Douglas	201	Edge-of-Field Water Quality Monitoring-Data Collection and Evaluation	Discrete Sampling, Single Parameter, Additional Year	No	\$4,614.10
Douglas	201	Edge-of-Field Water Quality Monitoring-Data Collection and Evaluation	HU-Discrete Sampling, Single Parameter, Additional Year	No	\$5,536.92
Douglas	201	Edge-of-Field Water Quality Monitoring-Data Collection and Evaluation	Discrete Sampling, Single Parameter, Year One	No	\$5,608.14
Douglas	201	Edge-of-Field Water Quality Monitoring-Data Collection and Evaluation	HU-Discrete Sampling, Single Parameter, Year One	No	\$6,729.77
Douglas	201	Edge-of-Field Water Quality Monitoring-Data Collection and Evaluation	Surface Last Year	No	\$21,310.11
Douglas	201	Edge-of-Field Water Quality Monitoring-Data Collection and Evaluation	HU-Surface Last Year	No	\$25,572.14
Douglas	201	Edge-of-Field Water Quality Monitoring-Data Collection and Evaluation	Surface Last Year, Two Treatment Sites	No	\$30,769.12
Douglas	201	Edge-of-Field Water Quality Monitoring-Data Collection and Evaluation	HU-Surface Last Year, Two Treatment Sites	No	\$36,922.94
Douglas	201	Edge-of-Field Water Quality Monitoring-Data Collection and Evaluation	Surface Year One and Less Quality Assurance Project Plan, Two Treatment Sites	No	\$25,798.90
Douglas	201	Edge-of-Field Water Quality Monitoring-Data Collection and Evaluation	HU-Surface Year One and Less Quality Assurance Project Plan, Two Treatment Sites	No	\$30,958.68
Douglas	201	Edge-of-Field Water Quality Monitoring-Data Collection and Evaluation	Surface Year One Plus, No Quality Assurance Project Plan	No	\$17,996.63

<b>County</b>	<b>Code</b>	<b>Practice</b>	<b>Component</b>	<b>Units</b>	<b>Unit Cost</b>
Douglas	201	Edge-of-Field Water Quality Monitoring-Data Collection and Evaluation	HU-Surface Year One Plus, No Quality Assurance Project Plan	No	\$21,595.96
Douglas	201	Edge-of-Field Water Quality Monitoring-Data Collection and Evaluation	Surface Year One Quality Assurance Project Plan	No	\$24,292.24
Douglas	201	Edge-of-Field Water Quality Monitoring-Data Collection and Evaluation	HU-Surface Year One Quality Assurance Project Plan	No	\$29,150.69
Douglas	201	Edge-of-Field Water Quality Monitoring-Data Collection and Evaluation	Surface Year One Quality Assurance Project Plan, Two Treatment Sites	No	\$33,585.57
Douglas	201	Edge-of-Field Water Quality Monitoring-Data Collection and Evaluation	HU-Surface Year One Quality Assurance Project Plan, Two Treatment Sites	No	\$40,302.69
Douglas	201	Edge-of-Field Water Quality Monitoring-Data Collection and Evaluation	Tile Last Year	No	\$47,455.94
Douglas	201	Edge-of-Field Water Quality Monitoring-Data Collection and Evaluation	HU-Tile Last Year	No	\$56,947.12
Douglas	201	Edge-of-Field Water Quality Monitoring-Data Collection and Evaluation	Tile Last Year, Two Treatment Sites	No	\$67,994.44
Douglas	201	Edge-of-Field Water Quality Monitoring-Data Collection and Evaluation	HU-Tile Last Year, Two Treatment Sites	No	\$81,593.33
Douglas	201	Edge-of-Field Water Quality Monitoring-Data Collection and Evaluation	Tile Year One and Less Quality Assurance Project Plan, Two Treatment Sites	No	\$63,024.22
Douglas	201	Edge-of-Field Water Quality Monitoring-Data Collection and Evaluation	HU-Tile Year One and Less Quality Assurance Project Plan, Two Treatment Sites	No	\$75,629.06
Douglas	201	Edge-of-Field Water Quality Monitoring-Data Collection and Evaluation	Tile Year One Plus, No Quality Assurance Project Plan	No	\$44,142.46
Douglas	201	Edge-of-Field Water Quality Monitoring-Data Collection and Evaluation	HU-Tile Year One Plus, No Quality Assurance Project Plan	No	\$52,970.94
Douglas	201	Edge-of-Field Water Quality Monitoring-Data Collection and Evaluation	Tile Year One, Quality Assurance Project Plan	No	\$50,438.07
Douglas	201	Edge-of-Field Water Quality Monitoring-Data Collection and Evaluation	HU-Tile Year One, Quality Assurance Project Plan	No	\$60,525.68
Douglas	202	Edge-of-Field Water Quality Monitoring-System Installation	Above and Below System, Cold Climate	No	\$34,627.60
Douglas	202	Edge-of-Field Water Quality Monitoring-System Installation	HU-Above and Below System, Cold Climate	No	\$41,553.13

<b>County</b>	<b>Code</b>	<b>Practice</b>	<b>Component</b>	<b>Units</b>	<b>Unit Cost</b>
Douglas	202	Edge-of-Field Water Quality Monitoring-System Installation	Above and Below System, Warm Climate	No	\$31,540.76
Douglas	202	Edge-of-Field Water Quality Monitoring-System Installation	HU-Above and Below System, Warm Climate	No	\$37,848.91
Douglas	202	Edge-of-Field Water Quality Monitoring-System Installation	Retrofit, Above Three	No	\$18,827.42
Douglas	202	Edge-of-Field Water Quality Monitoring-System Installation	HU-Retrofit, Above Three	No	\$22,592.90
Douglas	202	Edge-of-Field Water Quality Monitoring-System Installation	Retrofit, One	No	\$2,585.84
Douglas	202	Edge-of-Field Water Quality Monitoring-System Installation	HU-Retrofit, One	No	\$3,103.01
Douglas	202	Edge-of-Field Water Quality Monitoring-System Installation	Retrofit, Surface or Subsurface, One	No	\$3,296.48
Douglas	202	Edge-of-Field Water Quality Monitoring-System Installation	HU-Retrofit, Surface or Subsurface, One	No	\$3,955.77
Douglas	202	Edge-of-Field Water Quality Monitoring-System Installation	Retrofit, Three	No	\$10,677.90
Douglas	202	Edge-of-Field Water Quality Monitoring-System Installation	HU-Retrofit, Three	No	\$12,813.48
Douglas	202	Edge-of-Field Water Quality Monitoring-System Installation	Retrofit, Two	No	\$7,736.70
Douglas	202	Edge-of-Field Water Quality Monitoring-System Installation	HU-Retrofit, Two	No	\$9,284.04
Douglas	202	Edge-of-Field Water Quality Monitoring-System Installation	Surface	No	\$22,532.39
Douglas	202	Edge-of-Field Water Quality Monitoring-System Installation	HU-Surface	No	\$27,038.87
Douglas	202	Edge-of-Field Water Quality Monitoring-System Installation	Surface, Cold Climate	No	\$23,093.31
Douglas	202	Edge-of-Field Water Quality Monitoring-System Installation	HU-Surface, Cold Climate	No	\$27,711.97
Douglas	202	Edge-of-Field Water Quality Monitoring-System Installation	Tile	No	\$31,589.11

County	Code	Practice	Component	Units	Unit Cost
Douglas	202	Edge-of-Field Water Quality Monitoring-System Installation	HU-Tile	No	\$37,906.93
Douglas	202	Edge-of-Field Water Quality Monitoring-System Installation	Tile, Cold Climate	No	\$31,589.11
Douglas	202	Edge-of-Field Water Quality Monitoring-System Installation	HU-Tile, Cold Climate	No	\$37,906.93
Douglas	204	Adaptive Management for Soil Health	Basic	No	\$2,074.57
Douglas	204	Adaptive Management for Soil Health	HU-Basic	No	\$2,489.47
Douglas	204	Adaptive Management for Soil Health	Basic with Soil Health Test	No	\$2,904.13
Douglas	204	Adaptive Management for Soil Health	HU-Basic with Soil Health Test	No	\$3,484.95
Douglas	206	Feed and Forage Analysis	Nutrient Composition Analysis	No	\$1,604.09
Douglas	206	Feed and Forage Analysis	HU-Nutrient Composition Analysis	No	\$1,924.91
Douglas	207	Site Assessment and Soil Testing for Contaminants Activity	Low Risk Sites	kSqFt	\$174.11
Douglas	207	Site Assessment and Soil Testing for Contaminants Activity	HU-Low Risk Sites	kSqFt	\$208.93
Douglas	207	Site Assessment and Soil Testing for Contaminants Activity	Site Evaluation	No	\$3,243.09
Douglas	207	Site Assessment and Soil Testing for Contaminants Activity	HU-Site Evaluation	No	\$3,891.70
Douglas	207	Site Assessment and Soil Testing for Contaminants Activity	Site Evaluation and Testing for Soil Contaminants	No	\$9,729.26
Douglas	207	Site Assessment and Soil Testing for Contaminants Activity	HU-Site Evaluation and Testing for Soil Contaminants	No	\$11,675.10
Douglas	207	Site Assessment and Soil Testing for Contaminants Activity	Soil Testing, Subsurface Investigation	No	\$6,486.17
Douglas	207	Site Assessment and Soil Testing for Contaminants Activity	HU-Soil Testing, Subsurface Investigation	No	\$7,783.41
Douglas	209	PFAS Testing in Water or Soil	High Complexity, Multiple Samples	No	\$773.77
Douglas	209	PFAS Testing in Water or Soil	HU-High Complexity, Multiple Samples	No	\$928.51
Douglas	209	PFAS Testing in Water or Soil	Low Complexity, Multiple Samples	No	\$641.22

County	Code	Practice	Component	Units	Unit Cost
Douglas	209	PFAS Testing in Water or Soil	HU-Low Complexity, Multiple Samples	No	\$769.47
Douglas	209	PFAS Testing in Water or Soil	Low Complexity, Single Sample	No	\$906.31
Douglas	209	PFAS Testing in Water or Soil	HU-Low Complexity, Single Sample	No	\$1,087.57
Douglas	216	Soil Health Testing	Basic	No	\$493.30
Douglas	216	Soil Health Testing	HU-Basic	No	\$591.97
Douglas	216	Soil Health Testing	Basic and Single Indicator	No	\$631.76
Douglas	216	Soil Health Testing	HU-Basic and Single Indicator	No	\$758.12
Douglas	216	Soil Health Testing	Minimal Suite	No	\$597.60
Douglas	216	Soil Health Testing	HU-Minimal Suite	No	\$717.12
Douglas	216	Soil Health Testing	Minimal Suite and Single Indicator	No	\$736.06
Douglas	216	Soil Health Testing	HU-Minimal Suite and Single Indicator	No	\$883.27
Douglas	216	Soil Health Testing	Single Indicator	No	\$320.68
Douglas	216	Soil Health Testing	HU-Single Indicator	No	\$384.81
Douglas	217	Soil and Source Testing for Nutrient Management	Acidic or Alkaline Soil Testing	No	\$187.51
Douglas	217	Soil and Source Testing for Nutrient Management	HU-Acidic or Alkaline Soil Testing	No	\$225.01
Douglas	217	Soil and Source Testing for Nutrient Management	Manure or Compost	No	\$825.64
Douglas	217	Soil and Source Testing for Nutrient Management	HU-Manure or Compost	No	\$990.77
Douglas	217	Soil and Source Testing for Nutrient Management	Soil Test with Organic Nutrients, Less Than or Equal to One Acre	No	\$358.74
Douglas	217	Soil and Source Testing for Nutrient Management	HU-Soil Test with Organic Nutrients, Less Than or Equal to One Acre	No	\$430.49
Douglas	217	Soil and Source Testing for Nutrient Management	Soil Testing	No	\$722.75
Douglas	217	Soil and Source Testing for Nutrient Management	HU-Soil Testing	No	\$867.29
Douglas	217	Soil and Source Testing for Nutrient Management	Soil Testing, Small Production Beds	No	\$464.27
Douglas	217	Soil and Source Testing for Nutrient Management	HU-Soil Testing, Small Production Beds	No	\$557.13
Douglas	217	Soil and Source Testing for Nutrient Management	Water Sampling	No	\$530.47
Douglas	217	Soil and Source Testing for Nutrient Management	HU-Water Sampling	No	\$636.56
Douglas	217	Soil and Source Testing for Nutrient Management	Zone or Grid Soil Testing	No	\$1,690.23
Douglas	217	Soil and Source Testing for Nutrient Management	HU-Zone or Grid Soil Testing	No	\$2,028.28

County	Code	Practice	Component	Units	Unit Cost
Douglas	218	Carbon Sequestration and Greenhouse Gas Mitigation Assessment	High Complexity	No	\$1,325.39
Douglas	218	Carbon Sequestration and Greenhouse Gas Mitigation Assessment	HU-High Complexity	No	\$1,590.47
Douglas	218	Carbon Sequestration and Greenhouse Gas Mitigation Assessment	Low Complexity	No	\$662.70
Douglas	218	Carbon Sequestration and Greenhouse Gas Mitigation Assessment	HU-Low Complexity	No	\$795.24
Douglas	218	Carbon Sequestration and Greenhouse Gas Mitigation Assessment	Medium Complexity	No	\$994.04
Douglas	218	Carbon Sequestration and Greenhouse Gas Mitigation Assessment	HU-Medium Complexity	No	\$1,192.85
Douglas	219	Prescribed Grazing Conservation Evaluation and Monitoring Activity	Grazed Lands, 1,501 to 5,000 Acres	No	\$2,779.85
Douglas	219	Prescribed Grazing Conservation Evaluation and Monitoring Activity	HU-Grazed Lands, 1,501 to 5,000 Acres	No	\$3,335.83
Douglas	219	Prescribed Grazing Conservation Evaluation and Monitoring Activity	Grazed Lands, 101 to 500 Acres	No	\$1,191.37
Douglas	219	Prescribed Grazing Conservation Evaluation and Monitoring Activity	HU-Grazed Lands, 101 to 500 Acres	No	\$1,429.63
Douglas	219	Prescribed Grazing Conservation Evaluation and Monitoring Activity	Grazed Lands, 5,001 to 10,000 Acres	No	\$3,574.10
Douglas	219	Prescribed Grazing Conservation Evaluation and Monitoring Activity	HU-Grazed Lands, 5,001 to 10,000 Acres	No	\$4,288.91
Douglas	219	Prescribed Grazing Conservation Evaluation and Monitoring Activity	Grazed Lands, 501 to 1,500 Acres	No	\$1,985.61
Douglas	219	Prescribed Grazing Conservation Evaluation and Monitoring Activity	HU-Grazed Lands, 501 to 1,500 Acres	No	\$2,382.73
Douglas	219	Prescribed Grazing Conservation Evaluation and Monitoring Activity	Grazed Lands, Greater Than 10,000 Acres	No	\$4,765.46
Douglas	219	Prescribed Grazing Conservation Evaluation and Monitoring Activity	HU-Grazed Lands, Greater Than 10,000 Acres	No	\$5,718.56
Douglas	219	Prescribed Grazing Conservation Evaluation and Monitoring Activity	Grazed Lands, Less Than or Equal to 100 Acres	No	\$794.25

County	Code	Practice	Component	Units	Unit Cost
Douglas	219	Prescribed Grazing Conservation Evaluation and Monitoring Activity	HU-Grazed Lands, Less Than or Equal to 100 Acres	No	\$953.10
Douglas	221	Soil Organic Carbon Stock Monitoring	Citizen Science	No	\$5,464.29
Douglas	221	Soil Organic Carbon Stock Monitoring	HU-Citizen Science	No	\$6,557.16
Douglas	221	Soil Organic Carbon Stock Monitoring	Soil Carbon Stock Sampling	No	\$3,718.64
Douglas	221	Soil Organic Carbon Stock Monitoring	HU-Soil Carbon Stock Sampling	No	\$4,462.36
Douglas	222	Indigenous Stewardship Methods Evaluation	Indigenous Knowledge, 1,001 to 3,000 Acres	No	\$17,492.47
Douglas	222	Indigenous Stewardship Methods Evaluation	HU- Indigenous Knowledge, 1,001 to 3,000 Acres	No	\$20,990.95
Douglas	222	Indigenous Stewardship Methods Evaluation	Indigenous Knowledge, 11 to 300 Acres	No	\$7,189.53
Douglas	222	Indigenous Stewardship Methods Evaluation	HU- Indigenous Knowledge, 11 to 300 Acres	No	\$8,627.44
Douglas	222	Indigenous Stewardship Methods Evaluation	Indigenous Knowledge, 301 to 1,000 Acres	No	\$13,188.71
Douglas	222	Indigenous Stewardship Methods Evaluation	HU- Indigenous Knowledge, 301 to 1,000 Acres	No	\$15,826.45
Douglas	222	Indigenous Stewardship Methods Evaluation	Indigenous Knowledge, Less Than or Equal to 10 Acres	No	\$5,428.80
Douglas	222	Indigenous Stewardship Methods Evaluation	HU- Indigenous Knowledge, Less Than or Equal to 10 Acres	No	\$6,514.55
Douglas	223	Forest Management Assessment	Nonindustrial Private Forest, 101 to 250 Acres	No	\$2,313.60
Douglas	223	Forest Management Assessment	HU-Nonindustrial Private Forest, 101 to 250 Acres	No	\$2,776.31
Douglas	223	Forest Management Assessment	Nonindustrial Private Forest, 21 to 100 Acres	No	\$1,221.06
Douglas	223	Forest Management Assessment	HU-Nonindustrial Private Forest, 21 to 100 Acres	No	\$1,465.27
Douglas	223	Forest Management Assessment	Nonindustrial Private Forest, 251 to 500 Acres	No	\$3,470.39
Douglas	223	Forest Management Assessment	HU-Nonindustrial Private Forest, 251 to 500 Acres	No	\$4,164.47
Douglas	223	Forest Management Assessment	Nonindustrial Private Forest, 501 to 1,000 Acres	No	\$4,370.11
Douglas	223	Forest Management Assessment	HU-Nonindustrial Private Forest, 501 to 1,000 Acres	No	\$5,244.14
Douglas	223	Forest Management Assessment	Nonindustrial Private Forest, Greater Than 1,000 Acres	No	\$5,848.24
Douglas	223	Forest Management Assessment	HU-Nonindustrial Private Forest, Greater Than 1,000 Acres	No	\$7,017.89
Douglas	223	Forest Management Assessment	Nonindustrial Private Forest, Less Than or Equal to 20 Acres	No	\$642.67
Douglas	223	Forest Management Assessment	HU-Nonindustrial Private Forest, Less Than or Equal to 20 Acres	No	\$771.20
Douglas	224	Aquifer Flow Test	Aquifer Testing	No	\$1,812.39

County	Code	Practice	Component	Units	Unit Cost
Douglas	224	Aquifer Flow Test	HU-Aquifer Testing	No	\$2,174.88
Douglas	226	Waste Facility Site Suitability and Feasibility Assessment	Dairy Livestock Operations, Onsite Evaluation for Planned Storage	No	\$3,600.12
Douglas	226	Waste Facility Site Suitability and Feasibility Assessment	HU-Dairy Livestock Operations, Onsite Evaluation for Planned Storage	No	\$4,320.14
Douglas	226	Waste Facility Site Suitability and Feasibility Assessment	Non-Dairy Livestock Operations, Onsite Evaluation for Planned Storage	No	\$2,578.04
Douglas	226	Waste Facility Site Suitability and Feasibility Assessment	HU-Non-Dairy Livestock Operations, Onsite Evaluation for Planned Storage	No	\$3,093.65
Douglas	227	Evaluation of Existing Waste Storage Facility Components	Livestock Operation, Greater Than Five Components	No	\$4,527.83
Douglas	227	Evaluation of Existing Waste Storage Facility Components	HU-Livestock Operation, Greater Than Five Components	No	\$5,433.40
Douglas	227	Evaluation of Existing Waste Storage Facility Components	Livestock Operation, One to Two Components	No	\$2,964.50
Douglas	227	Evaluation of Existing Waste Storage Facility Components	HU-Livestock Operation, One to Two Components	No	\$3,557.40
Douglas	227	Evaluation of Existing Waste Storage Facility Components	Livestock Operation, Three to Five Components	No	\$3,502.94
Douglas	227	Evaluation of Existing Waste Storage Facility Components	HU-Livestock Operation, Three to Five Components	No	\$4,203.53
Douglas	228	Agricultural Energy Assessment	Large, Greater Than or Equal to Four Enterprises	No	\$7,702.42
Douglas	228	Agricultural Energy Assessment	HU-Large, Greater Than or Equal to Four Enterprises	No	\$9,242.90
Douglas	228	Agricultural Energy Assessment	Large, One Enterprise	No	\$3,881.51
Douglas	228	Agricultural Energy Assessment	HU-Large, One Enterprise	No	\$4,657.81
Douglas	228	Agricultural Energy Assessment	Large, Three Enterprises	No	\$6,428.78
Douglas	228	Agricultural Energy Assessment	HU-Large, Three Enterprises	No	\$7,714.54
Douglas	228	Agricultural Energy Assessment	Large, Two Enterprises	No	\$5,155.15
Douglas	228	Agricultural Energy Assessment	HU-Large, Two Enterprises	No	\$6,186.18
Douglas	228	Agricultural Energy Assessment	Medium, Greater Than or Equal to Four Enterprises	No	\$6,772.96
Douglas	228	Agricultural Energy Assessment	HU-Medium, Greater Than or Equal to Four Enterprises	No	\$8,127.55

County	Code	Practice	Component	Units	Unit Cost
Douglas	228	Agricultural Energy Assessment	Medium, One Enterprise	No	\$2,952.05
Douglas	228	Agricultural Energy Assessment	HU-Medium, One Enterprise	No	\$3,542.46
Douglas	228	Agricultural Energy Assessment	Medium, Three Enterprises	No	\$5,499.32
Douglas	228	Agricultural Energy Assessment	HU-Medium, Three Enterprises	No	\$6,599.18
Douglas	228	Agricultural Energy Assessment	Medium, Two Enterprises	No	\$4,225.68
Douglas	228	Agricultural Energy Assessment	HU-Medium, Two Enterprises	No	\$5,070.82
Douglas	228	Agricultural Energy Assessment	Small, Greater Than or Equal to Four Enterprises	No	\$6,005.65
Douglas	228	Agricultural Energy Assessment	HU-Small, Greater Than or Equal to Four Enterprises	No	\$7,206.77
Douglas	228	Agricultural Energy Assessment	Small, One Enterprise	No	\$2,184.74
Douglas	228	Agricultural Energy Assessment	HU-Small, One Enterprise	No	\$2,621.69
Douglas	228	Agricultural Energy Assessment	Small, Three Enterprises	No	\$4,732.01
Douglas	228	Agricultural Energy Assessment	HU-Small, Three Enterprises	No	\$5,678.41
Douglas	228	Agricultural Energy Assessment	Small, Two Enterprises	No	\$3,458.37
Douglas	228	Agricultural Energy Assessment	HU-Small, Two Enterprises	No	\$4,150.05
Douglas	297	Feral Swine Damage Assessment	Data Collection	No	\$1,214.77
Douglas	297	Feral Swine Damage Assessment	HU-Data Collection	No	\$1,457.74
Douglas	297	Feral Swine Damage Assessment	Observation	No	\$779.15
Douglas	297	Feral Swine Damage Assessment	HU-Observation	No	\$934.98
Douglas	309	Agrichemical Handling Facility	Concrete Storage and Pad	SqFt	\$14.40
Douglas	309	Agrichemical Handling Facility	HU-Concrete Storage and Pad	SqFt	\$17.28
Douglas	309	Agrichemical Handling Facility	Drum Pallet Containment and Pad	SqFt	\$19.45
Douglas	309	Agrichemical Handling Facility	HU-Drum Pallet Containment and Pad	SqFt	\$23.33
Douglas	309	Agrichemical Handling Facility	Fabricated Liquid Storage with Pad	SqFt	\$14.68
Douglas	309	Agrichemical Handling Facility	HU-Fabricated Liquid Storage with Pad	SqFt	\$17.63
Douglas	309	Agrichemical Handling Facility	Liquid Storage with Pad	SqFt	\$8.17
Douglas	309	Agrichemical Handling Facility	HU-Liquid Storage with Pad	SqFt	\$9.80
Douglas	311	Alley Cropping	Single Row	No	\$33.46

County	Code	Practice	Component	Units	Unit Cost
Douglas	311	Alley Cropping	HU-Single Row	No	\$40.15
Douglas	311	Alley Cropping	Single Row, Less Than or Equal to Five Acres	No	\$24.29
Douglas	311	Alley Cropping	HU-Single Row, Less Than or Equal to Five Acres	No	\$29.14
Douglas	311	Alley Cropping	Three Row Sets	Ac	\$752.33
Douglas	311	Alley Cropping	HU-Three Row Sets	Ac	\$902.80
Douglas	313	Waste Storage Facility	Above Ground Steel or Concrete Structure	Cu-Ft	\$3.11
Douglas	313	Waste Storage Facility	HU-Above Ground Steel or Concrete Structure	Cu-Ft	\$3.74
Douglas	313	Waste Storage Facility	Buried Concrete Tank, 15,000 to 110,000 Cubic Feet	Cu-Ft	\$2.51
Douglas	313	Waste Storage Facility	HU-Buried Concrete Tank, 15,000 to 110,000 Cubic Feet	Cu-Ft	\$3.01
Douglas	313	Waste Storage Facility	Buried Concrete Tank, Greater Than 110,000 Cubic Feet	Cu-Ft	\$2.49
Douglas	313	Waste Storage Facility	HU-Buried Concrete Tank, Greater Than 110,000 Cubic Feet	Cu-Ft	\$2.98
Douglas	313	Waste Storage Facility	Buried Concrete Tank, Less Than or Equal to 14,999 Cubic Feet	Cu-Ft	\$3.90
Douglas	313	Waste Storage Facility	HU-Buried Concrete Tank, Less Than or Equal to 14,999 Cubic Feet	Cu-Ft	\$4.69
Douglas	313	Waste Storage Facility	Composted Bedded Pack, Concrete Floor and Walls	SqFt	\$12.59
Douglas	313	Waste Storage Facility	HU-Composted Bedded Pack, Concrete Floor and Walls	SqFt	\$15.11
Douglas	313	Waste Storage Facility	Composted Bedded Pack, Concrete Walls and Apron with Earthen Floor	SqFt	\$7.54
Douglas	313	Waste Storage Facility	HU-Composted Bedded Pack, Concrete Walls and Apron with Earthen Floor	SqFt	\$9.05
Douglas	313	Waste Storage Facility	Composted Bedded Pack, Earthen Floor and Concrete Walls	SqFt	\$5.29
Douglas	313	Waste Storage Facility	HU-Composted Bedded Pack, Earthen Floor and Concrete Walls	SqFt	\$6.34
Douglas	313	Waste Storage Facility	Composted Bedded Pack, Earthen Floor and Wood Walls	SqFt	\$3.17
Douglas	313	Waste Storage Facility	HU-Composted Bedded Pack, Earthen Floor and Wood Walls	SqFt	\$3.79
Douglas	313	Waste Storage Facility	Dry Stack with Concrete Floor and No Walls	SqFt	\$8.40
Douglas	313	Waste Storage Facility	HU-Dry Stack with Concrete Floor and No Walls	SqFt	\$10.08
Douglas	313	Waste Storage Facility	Dry Stack with Concrete Floor and Walls	SqFt	\$10.98
Douglas	313	Waste Storage Facility	HU-Dry Stack with Concrete Floor and Walls	SqFt	\$13.18
Douglas	313	Waste Storage Facility	Earthen Storage, Greater Than 50,000 Cubic Feet	Cu-Ft	\$0.18
Douglas	313	Waste Storage Facility	HU-Earthen Storage, Greater Than 50,000 Cubic Feet	Cu-Ft	\$0.22

<b>County</b>	<b>Code</b>	<b>Practice</b>	<b>Component</b>	<b>Units</b>	<b>Unit Cost</b>
Douglas	313	Waste Storage Facility	Embankment Pond	Cu-Ft	\$0.06
Douglas	313	Waste Storage Facility	HU-Embankment Pond	Cu-Ft	\$0.08
Douglas	313	Waste Storage Facility	Excavated Pond	Cu-Ft	\$0.11
Douglas	313	Waste Storage Facility	HU-Excavated Pond	Cu-Ft	\$0.14
Douglas	314	Brush Management	Chemical Control, Riparian Area	Ac	\$332.76
Douglas	314	Brush Management	HU-Chemical Control, Riparian Area	Ac	\$399.30
Douglas	314	Brush Management	Chemical Control, Spot Application	Ac	\$39.21
Douglas	314	Brush Management	HU-Chemical Control, Spot Application	Ac	\$47.06
Douglas	314	Brush Management	Chemical Control, Upland Areas	Ac	\$23.32
Douglas	314	Brush Management	HU-Chemical Control, Upland Areas	Ac	\$27.99
Douglas	314	Brush Management	Manual Control, Difficult Terrain	Ac	\$790.12
Douglas	314	Brush Management	HU-Manual Control, Difficult Terrain	Ac	\$948.14
Douglas	314	Brush Management	Manual Control, Hand Application	Ac	\$64.80
Douglas	314	Brush Management	HU-Manual Control, Hand Application	Ac	\$77.76
Douglas	314	Brush Management	Mechanical and Chemical Control, Heavy Infestation	Ac	\$398.10
Douglas	314	Brush Management	HU-Mechanical and Chemical Control, Heavy Infestation	Ac	\$477.72
Douglas	314	Brush Management	Mechanical and Chemical Control, Low Infestation	Ac	\$59.02
Douglas	314	Brush Management	HU-Mechanical and Chemical Control, Low Infestation	Ac	\$70.82
Douglas	314	Brush Management	Mechanical and Chemical Control, Medium Infestation	Ac	\$141.95
Douglas	314	Brush Management	HU-Mechanical and Chemical Control, Medium Infestation	Ac	\$170.35
Douglas	314	Brush Management	Mechanical and Chemical Control, Severe Infestation	Ac	\$613.10
Douglas	314	Brush Management	HU-Mechanical and Chemical Control, Severe Infestation	Ac	\$735.72
Douglas	314	Brush Management	Mechanical Control, Less Than or Equal to One Acre	Ac	\$421.99
Douglas	314	Brush Management	HU-Mechanical Control, Less Than or Equal to One Acre	Ac	\$506.40
Douglas	315	Herbaceous Weed Treatment	Biological Control, Low Density	Ac	\$393.30
Douglas	315	Herbaceous Weed Treatment	HU-Biological Control, Low Density	Ac	\$471.96
Douglas	315	Herbaceous Weed Treatment	Chemical Control, Aerial Application	Ac	\$25.43

County	Code	Practice	Component	Units	Unit Cost
Douglas	315	Herbaceous Weed Treatment	HU-Chemical Control, Aerial Application	Ac	\$30.52
Douglas	315	Herbaceous Weed Treatment	Chemical Control, Ground or Aerial Application	Ac	\$17.09
Douglas	315	Herbaceous Weed Treatment	HU-Chemical Control, Ground or Aerial Application	Ac	\$20.51
Douglas	315	Herbaceous Weed Treatment	Chemical Control, Post-Emergent	Ac	\$55.75
Douglas	315	Herbaceous Weed Treatment	HU-Chemical Control, Post-Emergent	Ac	\$66.89
Douglas	315	Herbaceous Weed Treatment	Chemical Control, Spot Application	Ac	\$50.80
Douglas	315	Herbaceous Weed Treatment	HU-Chemical Control, Spot Application	Ac	\$60.97
Douglas	315	Herbaceous Weed Treatment	Chemical Control, Wetland Area	Ac	\$29.84
Douglas	315	Herbaceous Weed Treatment	HU-Chemical Control, Wetland Area	Ac	\$35.81
Douglas	315	Herbaceous Weed Treatment	Mechanical Control	Ac	\$11.31
Douglas	315	Herbaceous Weed Treatment	HU-Mechanical Control	Ac	\$13.56
Douglas	315	Herbaceous Weed Treatment	Mechanical Control, Less Than or Equal to One Acre	Ac	\$289.05
Douglas	315	Herbaceous Weed Treatment	HU-Mechanical Control, Less Than or Equal to One Acre	Ac	\$346.86
Douglas	315	Herbaceous Weed Treatment	Mechanical Control, Tree Establishment	Ac	\$290.50
Douglas	315	Herbaceous Weed Treatment	HU-Mechanical Control, Tree Establishment	Ac	\$348.60
Douglas	315	Herbaceous Weed Treatment	Multi-Year Control, Invasive Annual Grasses	Ac	\$74.89
Douglas	315	Herbaceous Weed Treatment	HU-Multi-Year Control, Invasive Annual Grasses	Ac	\$89.87
Douglas	316	Animal Mortality Facility	Incineration, 50 to 100 Cubic Feet	Cu-Ft	\$244.81
Douglas	316	Animal Mortality Facility	HU-Incineration, 50 to 100 Cubic Feet	Cu-Ft	\$293.77
Douglas	316	Animal Mortality Facility	In-Vessel-Rotary Drum, Greater Than or Equal to 700 Cubic Feet	Cu-Ft	\$60.35
Douglas	316	Animal Mortality Facility	HU-In-Vessel-Rotary Drum, Greater Than or Equal to 700 Cubic Feet	Cu-Ft	\$72.41
Douglas	316	Animal Mortality Facility	In-Vessel-Rotary Drum, Less Than 700 Cubic Feet	Cu-Ft	\$111.39
Douglas	316	Animal Mortality Facility	HU-In-Vessel-Rotary Drum, Less Than 700 Cubic Feet	Cu-Ft	\$133.68
Douglas	316	Animal Mortality Facility	Medium Animal, 10 to 50 Pounds	Lb/Day	\$165.95
Douglas	316	Animal Mortality Facility	HU-Medium Animal, 10 to 50 Pounds	Lb/Day	\$199.14
Douglas	316	Animal Mortality Facility	Rotary Drum, 270 to 523 Pounds of Daily Mortality	No	\$45,867.93
Douglas	316	Animal Mortality Facility	HU-Rotary Drum, 270 to 523 Pounds of Daily Mortality	No	\$55,041.52

<b>County</b>	<b>Code</b>	<b>Practice</b>	<b>Component</b>	<b>Units</b>	<b>Unit Cost</b>
Douglas	316	Animal Mortality Facility	Rotary Drum, Greater Than 523 Pounds per Day	No	\$62,427.03
Douglas	316	Animal Mortality Facility	HU-Rotary Drum, Greater Than 523 Pounds per Day	No	\$74,912.44
Douglas	316	Animal Mortality Facility	Small Animal, Less Than or Equal to 9 Pounds	Lb/Day	\$194.73
Douglas	316	Animal Mortality Facility	HU-Small Animal, Less Than or Equal to 9 Pounds	Lb/Day	\$233.68
Douglas	316	Animal Mortality Facility	Static Pile with Concrete Bins, Hydrant	SqFt	\$27.80
Douglas	316	Animal Mortality Facility	HU-Static Pile with Concrete Bins, Hydrant	SqFt	\$33.36
Douglas	316	Animal Mortality Facility	Static Pile with Concrete Pad	SqFt	\$6.97
Douglas	316	Animal Mortality Facility	HU-Static Pile with Concrete Pad	SqFt	\$8.36
Douglas	316	Animal Mortality Facility	Static Pile with Earthen Pad	SqFt	\$0.48
Douglas	316	Animal Mortality Facility	HU-Static Pile with Earthen Pad	SqFt	\$0.57
Douglas	316	Animal Mortality Facility	Static Pile with Wood Bins	SqFt	\$20.60
Douglas	316	Animal Mortality Facility	HU-Static Pile with Wood Bins	SqFt	\$24.71
Douglas	316	Animal Mortality Facility	Thermal Dehydration, Small Poultry	No	\$53,450.95
Douglas	316	Animal Mortality Facility	HU-Thermal Dehydration, Small Poultry	No	\$64,141.13
Douglas	317	Composting Facility	Concrete Floor and Walls	SqFt	\$17.87
Douglas	317	Composting Facility	HU-Concrete Floor and Walls	SqFt	\$21.44
Douglas	317	Composting Facility	Farm Pad and Bins	SqFt	\$58.63
Douglas	317	Composting Facility	HU-Farm Pad and Bins	SqFt	\$70.35
Douglas	317	Composting Facility	In-Vessel, Less Than 8 Cubic Yards	Cu-Ft	\$173.85
Douglas	317	Composting Facility	HU-In-Vessel, Less Than 8 Cubic Yards	Cu-Ft	\$208.61
Douglas	317	Composting Facility	Open Lot and Earthen Floor	SqFt	\$0.37
Douglas	317	Composting Facility	HU-Open Lot and Earthen Floor	SqFt	\$0.44
Douglas	319	On-Farm Secondary Containment Facility	Earthen Containment	CuYd	\$55.60
Douglas	319	On-Farm Secondary Containment Facility	HU-Earthen Containment	CuYd	\$66.72
Douglas	319	On-Farm Secondary Containment Facility	Polyvinyl Chloride Containment Basin	SqFt	\$49.26
Douglas	319	On-Farm Secondary Containment Facility	HU-Polyvinyl Chloride Containment Basin	SqFt	\$59.11
Douglas	319	On-Farm Secondary Containment Facility	Tank, Double-Wall	Gal	\$2.85

County	Code	Practice	Component	Units	Unit Cost
Douglas	319	On-Farm Secondary Containment Facility	HU-Tank, Double-Wall	Gal	\$3.42
Douglas	319	On-Farm Secondary Containment Facility	Wall, Concrete Containment	CuYd	\$1,536.23
Douglas	319	On-Farm Secondary Containment Facility	HU-Wall, Concrete Containment	CuYd	\$1,843.47
Douglas	320	Irrigation Canal or Lateral	Irrigation Canal	CuYd	\$2.12
Douglas	320	Irrigation Canal or Lateral	HU-Irrigation Canal	CuYd	\$2.55
Douglas	324	Deep Tillage	Depth, Greater Than 20 Inches	Ac	\$65.40
Douglas	324	Deep Tillage	HU-Depth, Greater Than 20 Inches	Ac	\$78.49
Douglas	324	Deep Tillage	Depth, Less Than 20 Inches	Ac	\$22.64
Douglas	324	Deep Tillage	HU-Depth, Less Than 20 Inches	Ac	\$27.17
Douglas	325	High Tunnel System	Gothic for Snow and Wind	SqFt	\$5.82
Douglas	325	High Tunnel System	HU-Gothic for Snow and Wind	SqFt	\$6.99
Douglas	325	High Tunnel System	Gothic for Snow and Wind, Small	SqFt	\$10.15
Douglas	325	High Tunnel System	HU-Gothic for Snow and Wind, Small	SqFt	\$12.17
Douglas	326	Clearing and Snagging	Heavy, Greater Than 400 Feet	Ft	\$19.85
Douglas	326	Clearing and Snagging	HU-Heavy, Greater Than 400 Feet	Ft	\$23.81
Douglas	327	Conservation Cover	Conservation Cover for Water Quality and Wildlife, Foregone Income - Level 1 (Year 1)	Ac	\$342.93
Douglas	327	Conservation Cover	HU-Conservation Cover for Water Quality and Wildlife, Foregone Income - Level 1 (Year 1)	Ac	\$363.70
Douglas	327	Conservation Cover	Wp_Conservation Cover for Water Quality and Wildlife, Foregone Income - Level 1 (Year 1)	Ac	\$342.93
Douglas	327	Conservation Cover	Introduced Species	Ac	\$169.51
Douglas	327	Conservation Cover	HU-Introduced Species	Ac	\$203.41
Douglas	327	Conservation Cover	Wp_Introduced Species	Ac	\$169.51
Douglas	327	Conservation Cover	Introduced with Forgone Income	Ac	\$472.78
Douglas	327	Conservation Cover	HU-Introduced with Forgone Income	Ac	\$499.66
Douglas	327	Conservation Cover	Wp_Introduced with Forgone Income	Ac	\$472.78
Douglas	327	Conservation Cover	Monarch Species Mix	Ac	\$858.66

County	Code	Practice	Component	Units	Unit Cost
Douglas	327	Conservation Cover	HU-Monarch Species Mix	Ac	\$1,030.39
Douglas	327	Conservation Cover	Wp_Monarch Species Mix	Ac	\$858.66
Douglas	327	Conservation Cover	Native Species	Ac	\$220.72
Douglas	327	Conservation Cover	HU-Native Species	Ac	\$264.86
Douglas	327	Conservation Cover	Wp_Native Species	Ac	\$220.72
Douglas	327	Conservation Cover	Native Species with Forgone Income	Ac	\$559.03
Douglas	327	Conservation Cover	HU-Native Species with Forgone Income	Ac	\$603.17
Douglas	327	Conservation Cover	Wp_Native Species with Forgone Income	Ac	\$559.03
Douglas	327	Conservation Cover	Pollinator Mix-Small Footprint	kSqFt	\$129.85
Douglas	327	Conservation Cover	HU-Pollinator Mix-Small Footprint	kSqFt	\$155.82
Douglas	327	Conservation Cover	Wp_Pollinator Mix-Small Footprint	kSqFt	\$129.85
Douglas	327	Conservation Cover	Pollinator Species	Ac	\$683.61
Douglas	327	Conservation Cover	HU-Pollinator Species	Ac	\$820.33
Douglas	327	Conservation Cover	Wp_Pollinator Species	Ac	\$683.61
Douglas	327	Conservation Cover	Pollinator Species with Forgone Income	Ac	\$873.73
Douglas	327	Conservation Cover	HU-Pollinator Species with Forgone Income	Ac	\$980.81
Douglas	327	Conservation Cover	Wp_Pollinator Species with Forgone Income	Ac	\$873.73
Douglas	328	Conservation Crop Rotation	Basic, Organic and Inorganic	Ac	\$10.96
Douglas	328	Conservation Crop Rotation	HU-Basic, Organic and Inorganic	Ac	\$13.16
Douglas	328	Conservation Crop Rotation	Pr_Basic, Organic and Inorganic	Ac	\$13.16
Douglas	328	Conservation Crop Rotation	Wp_Basic, Organic and Inorganic	Ac	\$10.96
Douglas	328	Conservation Crop Rotation	Irrigated to Dryland, Organic and Inorganic	Ac	\$377.01
Douglas	328	Conservation Crop Rotation	HU-Irrigated to Dryland, Organic and Inorganic	Ac	\$378.11
Douglas	328	Conservation Crop Rotation	Pr_Irrigated to Dryland, Organic and Inorganic	Ac	\$378.11
Douglas	328	Conservation Crop Rotation	Wp_Irrigated to Dryland, Organic and Inorganic	Ac	\$377.01
Douglas	328	Conservation Crop Rotation	Perennial, Short-Term	Ac	\$50.71
Douglas	328	Conservation Crop Rotation	HU-Perennial, Short-Term	Ac	\$60.85

County	Code	Practice	Component	Units	Unit Cost
Douglas	328	Conservation Crop Rotation	Pr_Perennial, Short-Term	Ac	\$60.85
Douglas	328	Conservation Crop Rotation	Wp_Perennial, Short-Term	Ac	\$50.71
Douglas	328	Conservation Crop Rotation	Small Grain	Ac	\$45.61
Douglas	328	Conservation Crop Rotation	HU-Small Grain	Ac	\$54.73
Douglas	328	Conservation Crop Rotation	Pr_Small Grain	Ac	\$54.73
Douglas	328	Conservation Crop Rotation	Wp_Small Grain	Ac	\$45.61
Douglas	328	Conservation Crop Rotation	Specialty Crop, Small	kSqFt	\$29.63
Douglas	328	Conservation Crop Rotation	HU-Specialty Crop, Small	kSqFt	\$35.55
Douglas	328	Conservation Crop Rotation	Pr_Specialty Crop, Small	kSqFt	\$35.55
Douglas	328	Conservation Crop Rotation	Wp_Specialty Crop, Small	kSqFt	\$29.63
Douglas	329	Residue and Tillage Management, No Till	No-Till and Strip-Till	Ac	\$18.03
Douglas	329	Residue and Tillage Management, No Till	HU-No-Till and Strip-Till	Ac	\$21.64
Douglas	329	Residue and Tillage Management, No Till	Wp_No-Till and Strip-Till	Ac	\$18.03
Douglas	329	Residue and Tillage Management, No Till	No-Till and Strip-Till, Herbicide	Ac	\$30.28
Douglas	329	Residue and Tillage Management, No Till	HU-No-Till and Strip-Till, Herbicide	Ac	\$36.32
Douglas	329	Residue and Tillage Management, No Till	Wp_No-Till and Strip-Till, Herbicide	Ac	\$30.28
Douglas	329	Residue and Tillage Management, No Till	No-Till, Less Than Half Acre	kSqFt	\$33.79
Douglas	329	Residue and Tillage Management, No Till	HU-No-Till, Less Than Half Acre	kSqFt	\$40.56
Douglas	329	Residue and Tillage Management, No Till	Wp_No-Till, Less Than Half Acre	kSqFt	\$33.79
Douglas	330	Contour Farming	Contour Farming	Ac	\$8.64
Douglas	330	Contour Farming	HU-Contour Farming	Ac	\$10.35
Douglas	332	Contour Buffer Strips	Introduced Species Organic or Inorganic, Foregone Income	Ac	\$479.55
Douglas	332	Contour Buffer Strips	HU-Introduced Species Organic or Inorganic, Foregone Income	Ac	\$501.16
Douglas	332	Contour Buffer Strips	Wp_Introduced Species Organic or Inorganic, Foregone Income	Ac	\$501.16
Douglas	332	Contour Buffer Strips	Native Species Organic or Inorganic, Foregone Income	Ac	\$524.33
Douglas	332	Contour Buffer Strips	HU-Native Species Organic or Inorganic, Foregone Income	Ac	\$554.89
Douglas	332	Contour Buffer Strips	Wp_Native Species Organic or Inorganic, Foregone Income	Ac	\$554.89

County	Code	Practice	Component	Units	Unit Cost
Douglas	334	Controlled Traffic Farming	Reduced Compaction Area	Ac	\$45.40
Douglas	334	Controlled Traffic Farming	HU-Reduced Compaction Area	Ac	\$54.48
Douglas	336	Soil Carbon Amendment	Biochar	Ac	\$1,313.74
Douglas	336	Soil Carbon Amendment	HU-Biochar	Ac	\$1,576.48
Douglas	336	Soil Carbon Amendment	Biochar, Compost	Ac	\$659.39
Douglas	336	Soil Carbon Amendment	HU-Biochar, Compost	Ac	\$791.27
Douglas	336	Soil Carbon Amendment	Compost	Ac	\$216.07
Douglas	336	Soil Carbon Amendment	HU-Compost	Ac	\$259.28
Douglas	336	Soil Carbon Amendment	Compost and Biochar, Less Than 10 Acres	kSqFt	\$56.25
Douglas	336	Soil Carbon Amendment	HU-Compost and Biochar, Less Than 10 Acres	kSqFt	\$67.50
Douglas	336	Soil Carbon Amendment	Compost, Biochar	Ac	\$586.45
Douglas	336	Soil Carbon Amendment	HU-Compost, Biochar	Ac	\$703.73
Douglas	336	Soil Carbon Amendment	Compost, Less Than 10,000 Square Feet	kSqFt	\$47.78
Douglas	336	Soil Carbon Amendment	HU-Compost, Less Than 10,000 Square Feet	kSqFt	\$57.34
Douglas	336	Soil Carbon Amendment	Compost, Onsite	Ac	\$263.73
Douglas	336	Soil Carbon Amendment	HU-Compost, Onsite	Ac	\$316.48
Douglas	336	Soil Carbon Amendment	Other Carbon Amendment	Ac	\$126.38
Douglas	336	Soil Carbon Amendment	HU-Other Carbon Amendment	Ac	\$151.65
Douglas	338	Prescribed Burning	Growing Season Prescribed Burning (FI)	Ac	\$34.08
Douglas	338	Prescribed Burning	HU-Growing Season Prescribed Burning (FI)	Ac	\$37.43
Douglas	338	Prescribed Burning	Pr_Growing Season Prescribed Burning (FI)	Ac	\$37.43
Douglas	338	Prescribed Burning	High Complexity (Slope/Fuels)	Ac	\$21.71
Douglas	338	Prescribed Burning	HU-High Complexity (Slope/Fuels)	Ac	\$26.05
Douglas	338	Prescribed Burning	Pr_High Complexity (Slope/Fuels)	Ac	\$26.05
Douglas	338	Prescribed Burning	Pile	Ac	\$12.61
Douglas	338	Prescribed Burning	HU-Pile	Ac	\$15.13
Douglas	338	Prescribed Burning	Pr_Pile	Ac	\$15.13

County	Code	Practice	Component	Units	Unit Cost
Douglas	338	Prescribed Burning	Slope Fuel, Low to Medium Complexity	Ac	\$13.84
Douglas	338	Prescribed Burning	HU-Slope Fuel, Low to Medium Complexity	Ac	\$16.61
Douglas	338	Prescribed Burning	Pr_Slope Fuel, Low to Medium Complexity	Ac	\$16.61
Douglas	338	Prescribed Burning	Small Acreage / Limited Fire Resources	Ac	\$29.87
Douglas	338	Prescribed Burning	HU-Small Acreage / Limited Fire Resources	Ac	\$35.85
Douglas	338	Prescribed Burning	Pr_Small Acreage / Limited Fire Resources	Ac	\$35.85
Douglas	340	Cover Crop	Adaptive Management	No	\$2,344.19
Douglas	340	Cover Crop	HU-Adaptive Management	No	\$2,813.03
Douglas	340	Cover Crop	Wp_Adaptive Management	No	\$2,344.19
Douglas	340	Cover Crop	Basic	Ac	\$64.29
Douglas	340	Cover Crop	HU-Basic	Ac	\$77.15
Douglas	340	Cover Crop	Wp_Basic	Ac	\$64.29
Douglas	340	Cover Crop	Mechanical Termination, 1,000 Square Feet	kSqFt	\$24.47
Douglas	340	Cover Crop	HU-Mechanical Termination, 1,000 Square Feet	kSqFt	\$29.37
Douglas	340	Cover Crop	Wp_Mechanical Termination, 1,000 Square Feet	kSqFt	\$24.47
Douglas	340	Cover Crop	Multi-Species	Ac	\$79.28
Douglas	340	Cover Crop	HU-Multi-Species	Ac	\$95.12
Douglas	340	Cover Crop	Wp_Multi-Species	Ac	\$79.28
Douglas	340	Cover Crop	Multi-Species, 1,000 Square Feet	kSqFt	\$47.70
Douglas	340	Cover Crop	HU-Multi-Species, 1,000 Square Feet	kSqFt	\$57.24
Douglas	340	Cover Crop	Wp_Multi-Species, 1,000 Square Feet	kSqFt	\$47.70
Douglas	342	Critical Area Planting	Heavy Grading, Native or Introduced	Ac	\$1,052.89
Douglas	342	Critical Area Planting	HU-Heavy Grading, Native or Introduced	Ac	\$1,263.47
Douglas	342	Critical Area Planting	Wp_Heavy Grading, Native or Introduced	Ac	\$1,052.89
Douglas	342	Critical Area Planting	Moderate Grading, Native or Introduced	Ac	\$726.86
Douglas	342	Critical Area Planting	HU-Moderate Grading, Native or Introduced	Ac	\$872.23
Douglas	342	Critical Area Planting	Wp_Moderate Grading, Native or Introduced	Ac	\$726.86

County	Code	Practice	Component	Units	Unit Cost
Douglas	342	Critical Area Planting	Normal Tillage, Native or Introduced	Ac	\$306.91
Douglas	342	Critical Area Planting	HU-Normal Tillage, Native or Introduced	Ac	\$368.29
Douglas	342	Critical Area Planting	Wp_Normal Tillage, Native or Introduced	Ac	\$306.91
Douglas	342	Critical Area Planting	Permanent Cover	kSqFt	\$18.37
Douglas	342	Critical Area Planting	HU-Permanent Cover	kSqFt	\$22.05
Douglas	342	Critical Area Planting	Wp_Permanent Cover	kSqFt	\$18.37
Douglas	345	Residue and Tillage Management, Reduced Till	Reduced Tillage	Ac	\$18.86
Douglas	345	Residue and Tillage Management, Reduced Till	HU-Reduced Tillage	Ac	\$22.63
Douglas	345	Residue and Tillage Management, Reduced Till	Reduced Tillage, Less Than 0.5 Acres	kSqFt	\$29.10
Douglas	345	Residue and Tillage Management, Reduced Till	HU-Reduced Tillage, Less Than 0.5 Acres	kSqFt	\$34.93
Douglas	348	Dam, Diversion	Earthfill	CuYd	\$7.86
Douglas	348	Dam, Diversion	HU-Earthfill	CuYd	\$9.42
Douglas	348	Dam, Diversion	Fill, Rock and Gravel	CuYd	\$93.98
Douglas	348	Dam, Diversion	HU-Fill, Rock and Gravel	CuYd	\$112.77
Douglas	348	Dam, Diversion	Structure, Sheet Pile	SqFt	\$57.58
Douglas	348	Dam, Diversion	HU-Structure, Sheet Pile	SqFt	\$69.09
Douglas	350	Sediment Basin	Basin	CuYd	\$4.07
Douglas	350	Sediment Basin	HU-Basin	CuYd	\$4.87
Douglas	350	Sediment Basin	Basin, Excavated	CuYd	\$4.00
Douglas	350	Sediment Basin	HU-Basin, Excavated	CuYd	\$4.80
Douglas	351	Well Decommissioning	Drilled Well, 300 to 1,000 Feet	Ft	\$19.66
Douglas	351	Well Decommissioning	HU-Drilled Well, 300 to 1,000 Feet	Ft	\$23.59
Douglas	351	Well Decommissioning	Wp_Drilled Well, 300 to 1,000 Feet	Ft	\$19.66
Douglas	351	Well Decommissioning	Drilled Well, Less Than 300 Feet	Ft	\$23.85
Douglas	351	Well Decommissioning	HU-Drilled Well, Less Than 300 Feet	Ft	\$28.62
Douglas	351	Well Decommissioning	Wp_Drilled Well, Less Than 300 Feet	Ft	\$23.85
Douglas	351	Well Decommissioning	Shallow Well, Greater Than 15 Inch Diameter	Ft	\$60.68

County	Code	Practice	Component	Units	Unit Cost
Douglas	351	Well Decommissioning	HU-Shallow Well, Greater Than 15 Inch Diameter	Ft	\$72.82
Douglas	351	Well Decommissioning	Wp_Shallow Well, Greater Than 15 Inch Diameter	Ft	\$60.68
Douglas	351	Well Decommissioning	Shallow Well, Less Than or Equal to 15 Inch Diameter	Ft	\$14.14
Douglas	351	Well Decommissioning	HU-Shallow Well, Less Than or Equal to 15 Inch Diameter	Ft	\$16.97
Douglas	351	Well Decommissioning	Wp_Shallow Well, Less Than or Equal to 15 Inch Diameter	Ft	\$14.14
Douglas	353	Monitoring Well	Borehole, Less Than or Equal to 200 Feet	Ft	\$117.99
Douglas	353	Monitoring Well	HU-Borehole, Less Than or Equal to 200 Feet	Ft	\$141.58
Douglas	355	Groundwater Testing	Basic	No	\$55.11
Douglas	355	Groundwater Testing	HU-Basic	No	\$66.12
Douglas	355	Groundwater Testing	Wp_Basic	No	\$55.11
Douglas	355	Groundwater Testing	Full Spectrum	No	\$285.70
Douglas	355	Groundwater Testing	HU-Full Spectrum	No	\$342.85
Douglas	355	Groundwater Testing	Wp_Full Spectrum	No	\$285.70
Douglas	355	Groundwater Testing	Specialty	No	\$266.45
Douglas	355	Groundwater Testing	HU-Specialty	No	\$319.74
Douglas	355	Groundwater Testing	Wp_Specialty	No	\$266.45
Douglas	356	Dike and Levee	Dike, Greater Than Six Feet	Ft	\$35.65
Douglas	356	Dike and Levee	HU-Dike, Greater Than Six Feet	Ft	\$42.78
Douglas	356	Dike and Levee	Dike, Less Than or Equal to Six Feet	Ft	\$24.35
Douglas	356	Dike and Levee	HU-Dike, Less Than or Equal to Six Feet	Ft	\$29.22
Douglas	356	Dike and Levee	Dike, Wetland	CuYd	\$4.18
Douglas	356	Dike and Levee	HU-Dike, Wetland	CuYd	\$5.01
Douglas	359	Waste Treatment Lagoon	Waste Treatment Lagoon	Cu-Ft	\$0.16
Douglas	359	Waste Treatment Lagoon	HU-Waste Treatment Lagoon	Cu-Ft	\$0.19
Douglas	360	Waste Facility Closure	Convert to Freshwater	Cu-Ft	\$0.05
Douglas	360	Waste Facility Closure	HU-Convert to Freshwater	Cu-Ft	\$0.06
Douglas	360	Waste Facility Closure	Decommission, Concrete Storage	Cu-Ft	\$0.18

County	Code	Practice	Component	Units	Unit Cost
Douglas	360	Waste Facility Closure	HU-Decommission, Concrete Storage	Cu-Ft	\$0.21
Douglas	360	Waste Facility Closure	Decommission, Earthen Impoundment	Cu-Ft	\$0.09
Douglas	360	Waste Facility Closure	HU-Decommission, Earthen Impoundment	Cu-Ft	\$0.11
Douglas	360	Waste Facility Closure	Decommission, Feedlot	Ac	\$12,498.26
Douglas	360	Waste Facility Closure	HU-Decommission, Feedlot	Ac	\$14,997.92
Douglas	360	Waste Facility Closure	Decommission, Underbarn	Cu-Ft	\$1.06
Douglas	360	Waste Facility Closure	HU-Decommission, Underbarn	Cu-Ft	\$1.27
Douglas	362	Diversion	Curb, Concrete	Ft	\$32.23
Douglas	362	Diversion	HU-Curb, Concrete	Ft	\$38.67
Douglas	362	Diversion	Diversion	CuYd	\$3.46
Douglas	362	Diversion	HU-Diversion	CuYd	\$4.16
Douglas	366	Anaerobic Digester	Anaerobic Digester	No	\$1,493,407.01
Douglas	366	Anaerobic Digester	HU-Anaerobic Digester	No	\$1,792,088.42
Douglas	366	Anaerobic Digester	Covered Lagoon or Holding Pond	AU	\$368.13
Douglas	366	Anaerobic Digester	HU-Covered Lagoon or Holding Pond	AU	\$441.76
Douglas	367	Roofs and Covers	Flexible Membrane Cover	SqFt	\$0.96
Douglas	367	Roofs and Covers	HU-Flexible Membrane Cover	SqFt	\$1.15
Douglas	367	Roofs and Covers	Flexible Membrane Cover, Flare	SqFt	\$8.12
Douglas	367	Roofs and Covers	HU-Flexible Membrane Cover, Flare	SqFt	\$9.75
Douglas	367	Roofs and Covers	Roof, Hoop	SqFt	\$9.46
Douglas	367	Roofs and Covers	HU-Roof, Hoop	SqFt	\$11.36
Douglas	367	Roofs and Covers	Roof, Timber or Steel Sheet	SqFt	\$10.54
Douglas	367	Roofs and Covers	HU-Roof, Timber or Steel Sheet	SqFt	\$12.65
Douglas	368	Emergency Animal Mortality Management	Burial	AU	\$123.51
Douglas	368	Emergency Animal Mortality Management	HU-Burial	AU	\$148.20
Douglas	368	Emergency Animal Mortality Management	Composting, Carbon Material and Mobilization	AU	\$461.36
Douglas	368	Emergency Animal Mortality Management	HU-Composting, Carbon Material and Mobilization	AU	\$553.63

<b>County</b>	<b>Code</b>	<b>Practice</b>	<b>Component</b>	<b>Units</b>	<b>Unit Cost</b>
Douglas	368	Emergency Animal Mortality Management	Composting, In-House	AU	\$91.61
Douglas	368	Emergency Animal Mortality Management	HU-Composting, In-House	AU	\$109.94
Douglas	368	Emergency Animal Mortality Management	Incineration, Landfill or Render	AU	\$306.24
Douglas	368	Emergency Animal Mortality Management	HU-Incineration, Landfill or Render	AU	\$367.49
Douglas	368	Emergency Animal Mortality Management	Shallow Burial, Swine or Cattle	AU	\$166.85
Douglas	368	Emergency Animal Mortality Management	HU-Shallow Burial, Swine or Cattle	AU	\$200.22
Douglas	371	Air Filtration and Scrubbing	Single Pit Fan Biofilter	No	\$18,228.34
Douglas	371	Air Filtration and Scrubbing	HU-Single Pit Fan Biofilter	No	\$21,874.01
Douglas	371	Air Filtration and Scrubbing	Traditional Horizontal Biofilter	CuYd	\$36.13
Douglas	371	Air Filtration and Scrubbing	HU-Traditional Horizontal Biofilter	CuYd	\$43.36
Douglas	372	Combustion System Improvement	Combustion Engine Replacement, 100 to 199 Brake Horsepower	No	\$17,757.82
Douglas	372	Combustion System Improvement	HU-Combustion Engine Replacement, 100 to 199 Brake Horsepower	No	\$21,309.39
Douglas	372	Combustion System Improvement	Combustion Engine Replacement, 50 to 99 Brake Horsepower	No	\$11,660.77
Douglas	372	Combustion System Improvement	HU-Combustion Engine Replacement, 50 to 99 Brake Horsepower	No	\$13,992.92
Douglas	372	Combustion System Improvement	Combustion Engine to Electric Motor Tractor Replacement	HP	\$1,369.14
Douglas	372	Combustion System Improvement	HU-Combustion Engine to Electric Motor Tractor Replacement	HP	\$1,642.98
Douglas	372	Combustion System Improvement	Combustion Engine to Electric Motor, 12 to 74 Horsepower	No	\$5,101.60
Douglas	372	Combustion System Improvement	HU-Combustion Engine to Electric Motor, 12 to 74 Horsepower	No	\$6,121.92
Douglas	372	Combustion System Improvement	Combustion Engine to Electric Motor, 75 to 149 Horsepower	No	\$9,584.65
Douglas	372	Combustion System Improvement	HU-Combustion Engine to Electric Motor, 75 to 149 Horsepower	No	\$11,501.57
Douglas	372	Combustion System Improvement	Non-Tractor Mobile Agricultural Equipment Replacement	HP	\$1,222.63
Douglas	372	Combustion System Improvement	HU-Non-Tractor Mobile Agricultural Equipment Replacement	HP	\$1,467.16
Douglas	374	Energy Efficient Agricultural Operation	Alley Scraper	No	\$24,394.69
Douglas	374	Energy Efficient Agricultural Operation	HU-Alley Scraper	No	\$29,273.63
Douglas	374	Energy Efficient Agricultural Operation	Attic Heat Recovery Vents	No	\$179.85
Douglas	374	Energy Efficient Agricultural Operation	HU-Attic Heat Recovery Vents	No	\$215.83
Douglas	374	Energy Efficient Agricultural Operation	Heater, High Efficiency	kBTU/Hr	\$18.30

County	Code	Practice	Component	Units	Unit Cost
Douglas	374	Energy Efficient Agricultural Operation	HU-Heater, High Efficiency	kBTU/Hr	\$21.96
Douglas	374	Energy Efficient Agricultural Operation	Motor, 10 to 100 Horsepower	HP	\$99.58
Douglas	374	Energy Efficient Agricultural Operation	HU-Motor, 10 to 100 Horsepower	HP	\$119.49
Douglas	374	Energy Efficient Agricultural Operation	Motor, 2 to 9 Horsepower	HP	\$182.24
Douglas	374	Energy Efficient Agricultural Operation	HU-Motor, 2 to 9 Horsepower	HP	\$218.69
Douglas	374	Energy Efficient Agricultural Operation	Motor, Greater Than 100 Horsepower	HP	\$121.97
Douglas	374	Energy Efficient Agricultural Operation	HU-Motor, Greater Than 100 Horsepower	HP	\$146.37
Douglas	374	Energy Efficient Agricultural Operation	Motor, Less Than or Equal to One Horsepower	HP	\$624.20
Douglas	374	Energy Efficient Agricultural Operation	HU-Motor, Less Than or Equal to One Horsepower	HP	\$749.04
Douglas	374	Energy Efficient Agricultural Operation	Plate Cooler	No	\$31,954.51
Douglas	374	Energy Efficient Agricultural Operation	HU-Plate Cooler	No	\$38,345.41
Douglas	374	Energy Efficient Agricultural Operation	Plate Cooler, Small	No	\$4,711.26
Douglas	374	Energy Efficient Agricultural Operation	HU-Plate Cooler, Small	No	\$5,653.51
Douglas	374	Energy Efficient Agricultural Operation	Radiant System	No	\$1,423.63
Douglas	374	Energy Efficient Agricultural Operation	HU-Radiant System	No	\$1,708.35
Douglas	374	Energy Efficient Agricultural Operation	Scroll Compressor	HP	\$561.60
Douglas	374	Energy Efficient Agricultural Operation	HU-Scroll Compressor	HP	\$673.92
Douglas	374	Energy Efficient Agricultural Operation	System, Automatic Controller	No	\$1,302.57
Douglas	374	Energy Efficient Agricultural Operation	HU-System, Automatic Controller	No	\$1,563.08
Douglas	374	Energy Efficient Agricultural Operation	Telemetry	No	\$1,712.72
Douglas	374	Energy Efficient Agricultural Operation	HU-Telemetry	No	\$2,055.26
Douglas	374	Energy Efficient Agricultural Operation	Variable Speed Drive, 5 to 15 Horsepower	HP	\$160.76
Douglas	374	Energy Efficient Agricultural Operation	HU-Variable Speed Drive, 5 to 15 Horsepower	HP	\$192.92
Douglas	374	Energy Efficient Agricultural Operation	Variable Speed Drive, Greater Than 15 Horsepower	HP	\$109.63
Douglas	374	Energy Efficient Agricultural Operation	HU-Variable Speed Drive, Greater Than 15 Horsepower	HP	\$131.57
Douglas	374	Energy Efficient Agricultural Operation	Variable Speed Drive, Less Than 5 Horsepower	HP	\$837.01
Douglas	374	Energy Efficient Agricultural Operation	HU-Variable Speed Drive, Less Than 5 Horsepower	HP	\$1,004.41

County	Code	Practice	Component	Units	Unit Cost
Douglas	374	Energy Efficient Agricultural Operation	Ventilation, Exhaust	No	\$1,734.67
Douglas	374	Energy Efficient Agricultural Operation	HU-Ventilation, Exhaust	No	\$2,081.62
Douglas	374	Energy Efficient Agricultural Operation	Ventilation, Horizontal Air Flow	No	\$210.09
Douglas	374	Energy Efficient Agricultural Operation	HU-Ventilation, Horizontal Air Flow	No	\$252.10
Douglas	375	Dust Management for Pen Surfaces	Mobile Sprinkler	Ac	\$1,836.60
Douglas	375	Dust Management for Pen Surfaces	HU-Mobile Sprinkler	Ac	\$2,203.92
Douglas	375	Dust Management for Pen Surfaces	More Than Two Manure Harvests	Ac	\$2,104.15
Douglas	375	Dust Management for Pen Surfaces	HU-More Than Two Manure Harvests	Ac	\$2,524.98
Douglas	375	Dust Management for Pen Surfaces	More Than Two Manure Harvests and Mobile Sprinkler	Ac	\$3,940.75
Douglas	375	Dust Management for Pen Surfaces	HU-More Than Two Manure Harvests and Mobile Sprinkler	Ac	\$4,728.90
Douglas	375	Dust Management for Pen Surfaces	One Manure Harvest	Ac	\$526.04
Douglas	375	Dust Management for Pen Surfaces	HU-One Manure Harvest	Ac	\$631.24
Douglas	375	Dust Management for Pen Surfaces	One Manure Harvest and Mobile Sprinkler	Ac	\$2,362.64
Douglas	375	Dust Management for Pen Surfaces	HU-One Manure Harvest and Mobile Sprinkler	Ac	\$2,835.16
Douglas	375	Dust Management for Pen Surfaces	Two Manure Harvests	Ac	\$1,052.07
Douglas	375	Dust Management for Pen Surfaces	HU-Two Manure Harvests	Ac	\$1,262.49
Douglas	375	Dust Management for Pen Surfaces	Two Manure Harvests and Mobile Sprinkler	Ac	\$2,888.67
Douglas	375	Dust Management for Pen Surfaces	HU-Two Manure Harvests and Mobile Sprinkler	Ac	\$3,466.40
Douglas	378	Pond	Embankment Pond with greater than or equal to 24 inch Pipe	CuYd	\$4.75
Douglas	378	Pond	HU-Embankment Pond with greater than or equal to 24 inch Pipe	CuYd	\$5.71
Douglas	378	Pond	Embankment Pond with less than 24 inch Pipe	CuYd	\$5.76
Douglas	378	Pond	HU-Embankment Pond with less than 24 inch Pipe	CuYd	\$6.92
Douglas	378	Pond	Embankment Pond, No Principal Spillway	CuYd	\$4.64
Douglas	378	Pond	HU-Embankment Pond, No Principal Spillway	CuYd	\$5.57
Douglas	378	Pond	Excavated Pond	CuYd	\$2.59
Douglas	378	Pond	HU-Excavated Pond	CuYd	\$3.10
Douglas	378	Pond	Excavated Pond with Embankment	CuYd	\$3.09

County	Code	Practice	Component	Units	Unit Cost
Douglas	378	Pond	HU-Excavated Pond with Embankment	CuYd	\$3.72
Douglas	378	Pond	Rehab Embankment Pond, No Principal Spillway	CuYd	\$8.98
Douglas	378	Pond	HU-Rehab Embankment Pond, No Principal Spillway	CuYd	\$10.78
Douglas	378	Pond	Rehab Embankment Pond, With Principal Spillway	DialnFt	\$11.97
Douglas	378	Pond	HU-Rehab Embankment Pond, With Principal Spillway	DialnFt	\$14.37
Douglas	380	Windbreak/Shelterbelt Establishment and Renovation	Coppicing	Ft	\$2.73
Douglas	380	Windbreak/Shelterbelt Establishment and Renovation	HU-Coppicing	Ft	\$3.28
Douglas	380	Windbreak/Shelterbelt Establishment and Renovation	Machine Plant Trees	Ft	\$0.57
Douglas	380	Windbreak/Shelterbelt Establishment and Renovation	HU-Machine Plant Trees	Ft	\$0.68
Douglas	380	Windbreak/Shelterbelt Establishment and Renovation	Machine Plant Trees with Supplemental Water	Ft	\$0.77
Douglas	380	Windbreak/Shelterbelt Establishment and Renovation	HU-Machine Plant Trees with Supplemental Water	Ft	\$0.92
Douglas	380	Windbreak/Shelterbelt Establishment and Renovation	Machine Plant Trees with Supplemental Water and Shelters	Ft	\$1.34
Douglas	380	Windbreak/Shelterbelt Establishment and Renovation	HU-Machine Plant Trees with Supplemental Water and Shelters	Ft	\$1.62
Douglas	380	Windbreak/Shelterbelt Establishment and Renovation	Machine Plant Trees with Tubes	Ft	\$1.19
Douglas	380	Windbreak/Shelterbelt Establishment and Renovation	HU-Machine Plant Trees with Tubes	Ft	\$1.43
Douglas	380	Windbreak/Shelterbelt Establishment and Renovation	Manual Plant, Bareroot	No	\$2.44
Douglas	380	Windbreak/Shelterbelt Establishment and Renovation	HU-Manual Plant, Bareroot	No	\$2.92
Douglas	380	Windbreak/Shelterbelt Establishment and Renovation	Manual Plant, Bareroot with Supplemental Water	No	\$7.31
Douglas	380	Windbreak/Shelterbelt Establishment and Renovation	HU-Manual Plant, Bareroot with Supplemental Water	No	\$8.78
Douglas	380	Windbreak/Shelterbelt Establishment and Renovation	One Row, Small	Ft	\$3.49
Douglas	380	Windbreak/Shelterbelt Establishment and Renovation	HU-One Row, Small	Ft	\$4.19
Douglas	380	Windbreak/Shelterbelt Establishment and Renovation	Renovation, Greater Than 8 Inches Diameter Breast Height, Machine Plant	Ft	\$3.43
Douglas	380	Windbreak/Shelterbelt Establishment and Renovation	HU-Renovation, Greater Than 8 Inches Diameter Breast Height, Machine Plant	Ft	\$4.12
Douglas	380	Windbreak/Shelterbelt Establishment and Renovation	Renovation, Greater Than 8 Inches Diameter Breast Height, Manual Plant	Ft	\$5.17
Douglas	380	Windbreak/Shelterbelt Establishment and Renovation	HU-Renovation, Greater Than 8 Inches Diameter Breast Height, Manual Plant	Ft	\$6.21
Douglas	380	Windbreak/Shelterbelt Establishment and Renovation	Renovation, Removal of Trees and Shrubs, Manual Plant	Ft	\$3.65
Douglas	380	Windbreak/Shelterbelt Establishment and Renovation	HU-Renovation, Removal of Trees and Shrubs, Manual Plant	Ft	\$4.39

County	Code	Practice	Component	Units	Unit Cost
Douglas	380	Windbreak/Shelterbelt Establishment and Renovation	Renovation, Sod Release	Ft	\$0.50
Douglas	380	Windbreak/Shelterbelt Establishment and Renovation	HU-Renovation, Sod Release	Ft	\$0.60
Douglas	380	Windbreak/Shelterbelt Establishment and Renovation	Renovation, Supplemental Manual Plant with Container or Bareroot Stock	Ft	\$2.57
Douglas	380	Windbreak/Shelterbelt Establishment and Renovation	HU-Renovation, Supplemental Manual Plant with Container or Bareroot Stock	Ft	\$3.08
Douglas	380	Windbreak/Shelterbelt Establishment and Renovation	Renovation, Thinning or Removal of Trees and Shrubs, Machine Plant	Ft	\$2.92
Douglas	380	Windbreak/Shelterbelt Establishment and Renovation	HU-Renovation, Thinning or Removal of Trees and Shrubs, Machine Plant	Ft	\$3.51
Douglas	382	Fence	Barbed Wire for Difficult Terrain, Multi-Strand	Ft	\$2.87
Douglas	382	Fence	HU-Barbed Wire for Difficult Terrain, Multi-Strand	Ft	\$3.44
Douglas	382	Fence	Barbed Wire for Difficult Terrain, Multi-Strand with Markers	Ft	\$3.00
Douglas	382	Fence	HU-Barbed Wire for Difficult Terrain, Multi-Strand with Markers	Ft	\$3.60
Douglas	382	Fence	Barbed Wire, Multi-Strand	Ft	\$2.40
Douglas	382	Fence	HU-Barbed Wire, Multi-Strand	Ft	\$2.88
Douglas	382	Fence	Barbed Wire, Multi-Strand with Markers	Ft	\$2.57
Douglas	382	Fence	HU-Barbed Wire, Multi-Strand with Markers	Ft	\$3.08
Douglas	382	Fence	Electric, high tensile with energizer	Ft	\$1.16
Douglas	382	Fence	HU-Electric, high tensile with energizer	Ft	\$1.40
Douglas	382	Fence	Electric, high tensile with energizer and fence markers	Ft	\$1.34
Douglas	382	Fence	HU-Electric, high tensile with energizer and fence markers	Ft	\$1.62
Douglas	382	Fence	High Tensile, Eight Wire Electric	Ft	\$2.68
Douglas	382	Fence	HU-High Tensile, Eight Wire Electric	Ft	\$3.22
Douglas	382	Fence	High Tensile, Five Wire Electric	Ft	\$2.41
Douglas	382	Fence	HU-High Tensile, Five Wire Electric	Ft	\$2.89
Douglas	382	Fence	Portable Fence	Ft	\$0.23
Douglas	382	Fence	HU-Portable Fence	Ft	\$0.27
Douglas	382	Fence	Refabrication of existing fence for multispecies diversity	Ft	\$0.92
Douglas	382	Fence	HU-Refabrication of existing fence for multispecies diversity	Ft	\$1.10
Douglas	382	Fence	Virtual Fence, Startup Year One, 51 to 199 Animals	No	\$141.07

County	Code	Practice	Component	Units	Unit Cost
Douglas	382	Fence	HU-Virtual Fence, Startup Year One, 51 to 199 Animals	No	\$169.30
Douglas	382	Fence	Virtual Fence, Startup Year One, Greater Than or Equal to 200 Animals	No	\$92.89
Douglas	382	Fence	HU-Virtual Fence, Startup Year One, Greater Than or Equal to 200 Animals	No	\$111.46
Douglas	382	Fence	Virtual Fence, Startup Year One, Less Than or Equal to 50 Animals	No	\$268.26
Douglas	382	Fence	HU-Virtual Fence, Startup Year One, Less Than or Equal to 50 Animals	No	\$321.92
Douglas	382	Fence	Virtual Fence, Startup Year One, Sheep or Goat	No	\$226.49
Douglas	382	Fence	HU-Virtual Fence, Startup Year One, Sheep or Goat	No	\$271.79
Douglas	382	Fence	Woven Wire	Ft	\$2.30
Douglas	382	Fence	HU-Woven Wire	Ft	\$2.75
Douglas	382	Fence	Woven Wire, 96 Inch	Ft	\$6.38
Douglas	382	Fence	HU-Woven Wire, 96 Inch	Ft	\$7.65
Douglas	383	Fuel Break	Mechanical and Chemical Application	Ac	\$1,669.63
Douglas	383	Fuel Break	HU-Mechanical and Chemical Application	Ac	\$2,003.56
Douglas	383	Fuel Break	Mechanical and Chemical Application, Steep Slopes	Ac	\$2,596.79
Douglas	383	Fuel Break	HU-Mechanical and Chemical Application, Steep Slopes	Ac	\$3,116.15
Douglas	383	Fuel Break	Mechanical Application, Non-Forest Land	Ac	\$291.27
Douglas	383	Fuel Break	HU-Mechanical Application, Non-Forest Land	Ac	\$349.52
Douglas	384	Woody Residue Treatment	Air Curtain Burner	Ac	\$180.84
Douglas	384	Woody Residue Treatment	HU-Air Curtain Burner	Ac	\$217.01
Douglas	384	Woody Residue Treatment	Mechanical and Manual Control for Slash, 5 to 15 Tons per Acre	Ac	\$500.24
Douglas	384	Woody Residue Treatment	HU-Mechanical and Manual Control for Slash, 5 to 15 Tons per Acre	Ac	\$600.29
Douglas	384	Woody Residue Treatment	Mechanical and Manual Control for Slash, Greater Than 15 Tons per Acre	Ac	\$1,334.13
Douglas	384	Woody Residue Treatment	HU-Mechanical and Manual Control for Slash, Greater Than 15 Tons per Acre	Ac	\$1,600.96
Douglas	384	Woody Residue Treatment	Mechanical and Manual Control for Slash, Less Than 5 Tons per Acre	Ac	\$126.19
Douglas	384	Woody Residue Treatment	HU-Mechanical and Manual Control for Slash, Less Than 5 Tons per Acre	Ac	\$151.43
Douglas	384	Woody Residue Treatment	Mechanical and Manual Control, Chipping and Hauling Offsite	Ac	\$285.13
Douglas	384	Woody Residue Treatment	HU-Mechanical and Manual Control, Chipping and Hauling Offsite	Ac	\$342.15

County	Code	Practice	Component	Units	Unit Cost
Douglas	384	Woody Residue Treatment	Mechanical and Manual Control, Consolidated Slash Pile	Ac	\$172.31
Douglas	384	Woody Residue Treatment	HU-Mechanical and Manual Control, Consolidated Slash Pile	Ac	\$206.76
Douglas	384	Woody Residue Treatment	Mechanical Control, Chaining	Ac	\$127.30
Douglas	384	Woody Residue Treatment	HU-Mechanical Control, Chaining	Ac	\$152.75
Douglas	384	Woody Residue Treatment	Restoration, Coservation Treatment After Catastropic Events	Ac	\$2,051.68
Douglas	384	Woody Residue Treatment	HU-Restoration, Coservation Treatment After Catastropic Events	Ac	\$2,462.03
Douglas	386	Field Border	Field Border, Small	kSqFt	\$66.30
Douglas	386	Field Border	HU-Field Border, Small	kSqFt	\$79.57
Douglas	386	Field Border	Pr_Field Border, Small	kSqFt	\$79.57
Douglas	386	Field Border	Wp_Field Border, Small	kSqFt	\$66.30
Douglas	386	Field Border	Introduced Species	Ac	\$94.42
Douglas	386	Field Border	HU-Introduced Species	Ac	\$113.29
Douglas	386	Field Border	Pr_Introduced Species	Ac	\$113.29
Douglas	386	Field Border	Wp_Introduced Species	Ac	\$94.42
Douglas	386	Field Border	Introduced Species, Foregone Income	Ac	\$432.72
Douglas	386	Field Border	HU-Introduced Species, Foregone Income	Ac	\$451.60
Douglas	386	Field Border	Pr_Introduced Species, Foregone Income	Ac	\$451.60
Douglas	386	Field Border	Wp_Introduced Species, Foregone Income	Ac	\$432.72
Douglas	386	Field Border	Native Species	Ac	\$175.90
Douglas	386	Field Border	HU-Native Species	Ac	\$211.08
Douglas	386	Field Border	Pr_Native Species	Ac	\$211.08
Douglas	386	Field Border	Wp_Native Species	Ac	\$175.90
Douglas	386	Field Border	Native Species, Foregone Income	Ac	\$514.21
Douglas	386	Field Border	HU-Native Species, Foregone Income	Ac	\$549.39
Douglas	386	Field Border	Pr_Native Species, Foregone Income	Ac	\$549.39
Douglas	386	Field Border	Wp_Native Species, Foregone Income	Ac	\$514.21
Douglas	386	Field Border	Pollinator	Ac	\$490.59

County	Code	Practice	Component	Units	Unit Cost
Douglas	386	Field Border	HU-Pollinator	Ac	\$588.72
Douglas	386	Field Border	Pr_Pollinator	Ac	\$588.72
Douglas	386	Field Border	Wp_Pollinator	Ac	\$490.59
Douglas	386	Field Border	Pollinator, Foregone Income	Ac	\$828.90
Douglas	386	Field Border	HU-Pollinator, Foregone Income	Ac	\$927.03
Douglas	386	Field Border	Pr_Pollinator, Foregone Income	Ac	\$927.03
Douglas	386	Field Border	Wp_Pollinator, Foregone Income	Ac	\$828.90
Douglas	388	Irrigation Field Ditch	Irrigation Field Ditch	CuYd	\$2.83
Douglas	388	Irrigation Field Ditch	HU-Irrigation Field Ditch	CuYd	\$3.40
Douglas	390	Riparian Herbaceous Cover	Native Perennial Grasses, Legumes, and Forbs Mix	Ac	\$214.11
Douglas	390	Riparian Herbaceous Cover	HU-Native Perennial Grasses, Legumes, and Forbs Mix	Ac	\$256.94
Douglas	390	Riparian Herbaceous Cover	Wp_Native Perennial Grasses, Legumes, and Forbs Mix	Ac	\$214.11
Douglas	390	Riparian Herbaceous Cover	Native Perennial Grasses, Legumes, and Forbs Mix, Foregone Income	Ac	\$260.12
Douglas	390	Riparian Herbaceous Cover	HU-Native Perennial Grasses, Legumes, and Forbs Mix, Foregone Income	Ac	\$302.95
Douglas	390	Riparian Herbaceous Cover	Wp_Native Perennial Grasses, Legumes, and Forbs Mix, Foregone Income	Ac	\$260.12
Douglas	390	Riparian Herbaceous Cover	Native Perennial Grasses, Low Density	Ac	\$161.99
Douglas	390	Riparian Herbaceous Cover	HU-Native Perennial Grasses, Low Density	Ac	\$194.39
Douglas	390	Riparian Herbaceous Cover	Wp_Native Perennial Grasses, Low Density	Ac	\$161.99
Douglas	390	Riparian Herbaceous Cover	Native Perennial Grasses, Low Density, Foregone Income	Ac	\$208.01
Douglas	390	Riparian Herbaceous Cover	HU-Native Perennial Grasses, Low Density, Foregone Income	Ac	\$240.41
Douglas	390	Riparian Herbaceous Cover	Wp_Native Perennial Grasses, Low Density, Foregone Income	Ac	\$208.01
Douglas	390	Riparian Herbaceous Cover	Pollinator Habitat	Ac	\$1,138.50
Douglas	390	Riparian Herbaceous Cover	HU-Pollinator Habitat	Ac	\$1,366.19
Douglas	390	Riparian Herbaceous Cover	Wp_Pollinator Habitat	Ac	\$1,138.50
Douglas	391	Riparian Forest Buffer	Bare-root, hand planted	Ac	\$2,661.53
Douglas	391	Riparian Forest Buffer	HU-Bare-root, hand planted	Ac	\$3,193.83
Douglas	391	Riparian Forest Buffer	Pr_Bare-root, hand planted	Ac	\$3,193.83

County	Code	Practice	Component	Units	Unit Cost
Douglas	391	Riparian Forest Buffer	Wp_Bare-root, hand planted	Ac	\$2,661.53
Douglas	391	Riparian Forest Buffer	Bare-root, machine planted	Ac	\$1,745.29
Douglas	391	Riparian Forest Buffer	HU-Bare-root, machine planted	Ac	\$2,094.35
Douglas	391	Riparian Forest Buffer	Pr_Bare-root, machine planted	Ac	\$2,094.35
Douglas	391	Riparian Forest Buffer	Wp_Bare-root, machine planted	Ac	\$1,745.29
Douglas	391	Riparian Forest Buffer	Bare-root, machine planted (FI)	Ac	\$1,781.18
Douglas	391	Riparian Forest Buffer	HU-Bare-root, machine planted (FI)	Ac	\$2,050.14
Douglas	391	Riparian Forest Buffer	Pr_Bare-root, machine planted (FI)	Ac	\$2,050.14
Douglas	391	Riparian Forest Buffer	Wp_Bare-root, machine planted (FI)	Ac	\$1,781.18
Douglas	391	Riparian Forest Buffer	Cuttings	Ac	\$4,968.73
Douglas	391	Riparian Forest Buffer	HU-Cuttings	Ac	\$5,962.48
Douglas	391	Riparian Forest Buffer	Pr_Cuttings	Ac	\$5,962.48
Douglas	391	Riparian Forest Buffer	Wp_Cuttings	Ac	\$4,968.73
Douglas	391	Riparian Forest Buffer	Direct Seeding (FI)	Ac	\$1,452.85
Douglas	391	Riparian Forest Buffer	HU-Direct Seeding (FI)	Ac	\$1,656.66
Douglas	391	Riparian Forest Buffer	Pr_Direct Seeding (FI)	Ac	\$1,656.66
Douglas	391	Riparian Forest Buffer	Wp_Direct Seeding (FI)	Ac	\$1,452.85
Douglas	391	Riparian Forest Buffer	Seeding	Ac	\$346.17
Douglas	391	Riparian Forest Buffer	HU-Seeding	Ac	\$415.41
Douglas	391	Riparian Forest Buffer	Pr_Seeding	Ac	\$415.41
Douglas	391	Riparian Forest Buffer	Wp_Seeding	Ac	\$346.17
Douglas	391	Riparian Forest Buffer	Small container, machine planted (FI)	Ac	\$2,717.47
Douglas	391	Riparian Forest Buffer	HU-Small container, machine planted (FI)	Ac	\$3,173.68
Douglas	391	Riparian Forest Buffer	Pr_Small container, machine planted (FI)	Ac	\$3,173.68
Douglas	391	Riparian Forest Buffer	Wp_Small container, machine planted (FI)	Ac	\$2,717.47
Douglas	393	Filter Strip	Introduced Species	Ac	\$182.98
Douglas	393	Filter Strip	HU-Introduced Species	Ac	\$219.57

County	Code	Practice	Component	Units	Unit Cost
Douglas	393	Filter Strip	Pr_Introduced Species	Ac	\$219.57
Douglas	393	Filter Strip	Wp_Introduced Species	Ac	\$182.98
Douglas	393	Filter Strip	Introduced Species, Foregone Income	Ac	\$521.28
Douglas	393	Filter Strip	HU-Introduced Species, Foregone Income	Ac	\$557.88
Douglas	393	Filter Strip	Pr_Introduced Species, Foregone Income	Ac	\$557.88
Douglas	393	Filter Strip	Wp_Introduced Species, Foregone Income	Ac	\$521.28
Douglas	393	Filter Strip	Native Species	Ac	\$253.07
Douglas	393	Filter Strip	HU-Native Species	Ac	\$303.69
Douglas	393	Filter Strip	Pr_Native Species	Ac	\$303.69
Douglas	393	Filter Strip	Wp_Native Species	Ac	\$253.07
Douglas	393	Filter Strip	Native Species with Moderate Grading	Ac	\$1,267.12
Douglas	393	Filter Strip	HU-Native Species with Moderate Grading	Ac	\$1,520.55
Douglas	393	Filter Strip	Pr_Native Species with Moderate Grading	Ac	\$1,520.55
Douglas	393	Filter Strip	Wp_Native Species with Moderate Grading	Ac	\$1,267.12
Douglas	393	Filter Strip	Native Species with Moderate Grading, Foregone Income	Ac	\$1,605.43
Douglas	393	Filter Strip	HU-Native Species with Moderate Grading, Foregone Income	Ac	\$1,858.86
Douglas	393	Filter Strip	Pr_Native Species with Moderate Grading, Foregone Income	Ac	\$1,858.86
Douglas	393	Filter Strip	Wp_Native Species with Moderate Grading, Foregone Income	Ac	\$1,605.43
Douglas	393	Filter Strip	Native Species, Foregone Income	Ac	\$591.38
Douglas	393	Filter Strip	HU-Native Species, Foregone Income	Ac	\$642.00
Douglas	393	Filter Strip	Pr_Native Species, Foregone Income	Ac	\$642.00
Douglas	393	Filter Strip	Wp_Native Species, Foregone Income	Ac	\$591.38
Douglas	394	Firebreak	Bare Soil, Bladed or Disked, Greater Than or Equal to 30 Feet	Ft	\$3.79
Douglas	394	Firebreak	HU-Bare Soil, Bladed or Disked, Greater Than or Equal to 30 Feet	Ft	\$4.55
Douglas	394	Firebreak	Bare Soil, Bladed or Disked, Less Than or Equal to 15 Percent Slope	Ft	\$0.13
Douglas	394	Firebreak	HU-Bare Soil, Bladed or Disked, Less Than or Equal to 15 Percent Slope	Ft	\$0.16
Douglas	394	Firebreak	Permanent Vegetation, 30 Feet	Ft	\$0.37

County	Code	Practice	Component	Units	Unit Cost
Douglas	394	Firebreak	HU-Permanent Vegetation, 30 Feet	Ft	\$0.46
Douglas	394	Firebreak	Vegetation with Bush Hog, 30 Feet	Ft	\$0.15
Douglas	394	Firebreak	HU-Vegetation with Bush Hog, 30 Feet	Ft	\$0.18
Douglas	394	Firebreak	Vegetation, 5 to 45 Percent Slope	Ft	\$0.90
Douglas	394	Firebreak	HU-Vegetation, 5 to 45 Percent Slope	Ft	\$1.07
Douglas	395	Stream Habitat Improvement and Management	Fish Barrier	CuYd	\$7,084.70
Douglas	395	Stream Habitat Improvement and Management	HU-Fish Barrier	CuYd	\$8,501.63
Douglas	395	Stream Habitat Improvement and Management	Rock and Wood Structure	Ac	\$28,259.44
Douglas	395	Stream Habitat Improvement and Management	HU-Rock and Wood Structure	Ac	\$33,911.33
Douglas	395	Stream Habitat Improvement and Management	Rock Structure, Boulders Instream	Ac	\$15,680.33
Douglas	395	Stream Habitat Improvement and Management	HU-Rock Structure, Boulders Instream	Ac	\$18,816.40
Douglas	395	Stream Habitat Improvement and Management	Wood Structure, Root Wads, Instream	Ac	\$16,122.91
Douglas	395	Stream Habitat Improvement and Management	HU-Wood Structure, Root Wads, Instream	Ac	\$19,347.49
Douglas	396	Aquatic Organism Passage	Crossing, Low Water	CuYd	\$210.74
Douglas	396	Aquatic Organism Passage	HU-Crossing, Low Water	CuYd	\$252.89
Douglas	396	Aquatic Organism Passage	Culvert, Corrugated Metal Pipe	No	\$9,333.20
Douglas	396	Aquatic Organism Passage	HU-Culvert, Corrugated Metal Pipe	No	\$11,199.84
Douglas	396	Aquatic Organism Passage	Fishway, Nature-Like	Ac	\$38,274.50
Douglas	396	Aquatic Organism Passage	HU-Fishway, Nature-Like	Ac	\$45,929.39
Douglas	396	Aquatic Organism Passage	Removal, Passage Barriers	CuYd	\$35.28
Douglas	396	Aquatic Organism Passage	HU-Removal, Passage Barriers	CuYd	\$42.33
Douglas	399	Fishpond Management	Depth Management	Ac	\$6,860.56
Douglas	399	Fishpond Management	HU-Depth Management	Ac	\$8,232.66
Douglas	399	Fishpond Management	Structure, Habitat	Ac	\$1,031.66
Douglas	399	Fishpond Management	HU-Structure, Habitat	Ac	\$1,237.98
Douglas	399	Fishpond Management	Vegetation, Native	Ac	\$931.02
Douglas	399	Fishpond Management	HU-Vegetation, Native	Ac	\$1,117.22

County	Code	Practice	Component	Units	Unit Cost
Douglas	402	Dam	Pipe, Spillway	CuYd	\$5.61
Douglas	402	Dam	HU-Pipe, Spillway	CuYd	\$6.73
Douglas	410	Grade Stabilization Structure	Chute Structure, Concrete Block	SqFt	\$7.29
Douglas	410	Grade Stabilization Structure	HU-Chute Structure, Concrete Block	SqFt	\$8.76
Douglas	410	Grade Stabilization Structure	Chute Structure, Rock	CuYd	\$127.05
Douglas	410	Grade Stabilization Structure	HU-Chute Structure, Rock	CuYd	\$152.46
Douglas	410	Grade Stabilization Structure	Dam and Spillway, Rehabilitation	DialnFt	\$12.15
Douglas	410	Grade Stabilization Structure	HU-Dam and Spillway, Rehabilitation	DialnFt	\$14.58
Douglas	410	Grade Stabilization Structure	Drop Structure, Box	CuYd	\$1,015.21
Douglas	410	Grade Stabilization Structure	HU-Drop Structure, Box	CuYd	\$1,218.25
Douglas	410	Grade Stabilization Structure	Drop Structure, Concrete Block Mat	SqFt	\$8.09
Douglas	410	Grade Stabilization Structure	HU-Drop Structure, Concrete Block Mat	SqFt	\$9.71
Douglas	410	Grade Stabilization Structure	Drop Structure, Gabion Mattress	CuYd	\$178.74
Douglas	410	Grade Stabilization Structure	HU-Drop Structure, Gabion Mattress	CuYd	\$214.49
Douglas	410	Grade Stabilization Structure	Drop Structure, Metal	SqFt	\$54.73
Douglas	410	Grade Stabilization Structure	HU-Drop Structure, Metal	SqFt	\$65.67
Douglas	410	Grade Stabilization Structure	Drop Structure, Precast Modular Blocks	CuYd	\$403.06
Douglas	410	Grade Stabilization Structure	HU-Drop Structure, Precast Modular Blocks	CuYd	\$483.68
Douglas	410	Grade Stabilization Structure	Drop Structure, Weir	SqFt	\$124.98
Douglas	410	Grade Stabilization Structure	HU-Drop Structure, Weir	SqFt	\$149.98
Douglas	410	Grade Stabilization Structure	Drop Structure, Weir with Sheet Pile	SqFt	\$61.51
Douglas	410	Grade Stabilization Structure	HU-Drop Structure, Weir with Sheet Pile	SqFt	\$73.81
Douglas	410	Grade Stabilization Structure	Embankment, No Spillway Pipe	CuYd	\$4.63
Douglas	410	Grade Stabilization Structure	HU-Embankment, No Spillway Pipe	CuYd	\$5.56
Douglas	410	Grade Stabilization Structure	Embankment, Pipe <24 inch	CuYd	\$5.76
Douglas	410	Grade Stabilization Structure	HU-Embankment, Pipe <24 inch	CuYd	\$6.92
Douglas	410	Grade Stabilization Structure	Embankment, Pipe >=24 inch	CuYd	\$4.76

County	Code	Practice	Component	Units	Unit Cost
Douglas	410	Grade Stabilization Structure	HU-Embankment, Pipe >=24 inch	CuYd	\$5.71
Douglas	410	Grade Stabilization Structure	Embankment, Soil Treatment	CuYd	\$9.28
Douglas	410	Grade Stabilization Structure	HU-Embankment, Soil Treatment	CuYd	\$11.14
Douglas	410	Grade Stabilization Structure	Pipe Drop, Corrugated Metal Pipe	SqFt	\$20.39
Douglas	410	Grade Stabilization Structure	HU-Pipe Drop, Corrugated Metal Pipe	SqFt	\$24.47
Douglas	410	Grade Stabilization Structure	Pipe Drop, Plastic	SqFt	\$58.57
Douglas	410	Grade Stabilization Structure	HU-Pipe Drop, Plastic	SqFt	\$70.29
Douglas	410	Grade Stabilization Structure	Pipe Drop, Steel	SqFt	\$15.81
Douglas	410	Grade Stabilization Structure	HU-Pipe Drop, Steel	SqFt	\$18.97
Douglas	410	Grade Stabilization Structure	Pipe, 8 to 12 Inch	CuYd	\$5.99
Douglas	410	Grade Stabilization Structure	HU-Pipe, 8 to 12 Inch	CuYd	\$7.19
Douglas	410	Grade Stabilization Structure	Pipe, Greater Than 12 Inch	CuYd	\$8.32
Douglas	410	Grade Stabilization Structure	HU-Pipe, Greater Than 12 Inch	CuYd	\$9.99
Douglas	410	Grade Stabilization Structure	Pipe, Less Than or Equal to 6 Inch	CuYd	\$4.95
Douglas	410	Grade Stabilization Structure	HU-Pipe, Less Than or Equal to 6 Inch	CuYd	\$5.95
Douglas	410	Grade Stabilization Structure	Rock Drop	SqFt	\$85.80
Douglas	410	Grade Stabilization Structure	HU-Rock Drop	SqFt	\$102.96
Douglas	412	Grassed Waterway	Waterway with Side Dikes or Checks	Ac	\$5,799.25
Douglas	412	Grassed Waterway	HU-Waterway with Side Dikes or Checks	Ac	\$6,959.10
Douglas	412	Grassed Waterway	Wp_Waterway with Side Dikes or Checks	Ac	\$5,799.25
Douglas	412	Grassed Waterway	Waterway, 25 to 50 ft2	Ac	\$4,533.82
Douglas	412	Grassed Waterway	HU-Waterway, 25 to 50 ft2	Ac	\$5,440.58
Douglas	412	Grassed Waterway	Wp_Waterway, 25 to 50 ft2	Ac	\$4,533.82
Douglas	412	Grassed Waterway	Waterway, 50 to 100 ft2	Ac	\$5,499.38
Douglas	412	Grassed Waterway	HU-Waterway, 50 to 100 ft2	Ac	\$6,599.26
Douglas	412	Grassed Waterway	Wp_Waterway, 50 to 100 ft2	Ac	\$5,499.38
Douglas	412	Grassed Waterway	Waterway, Crop Season Construction	Ac	\$4,872.12

County	Code	Practice	Component	Units	Unit Cost
Douglas	412	Grassed Waterway	HU-Waterway, Crop Season Construction	Ac	\$5,778.89
Douglas	412	Grassed Waterway	Wp_Waterway, Crop Season Construction	Ac	\$4,872.12
Douglas	412	Grassed Waterway	Waterway, high excavation volume per acre	CuYd	\$3.09
Douglas	412	Grassed Waterway	HU-Waterway, high excavation volume per acre	CuYd	\$3.71
Douglas	412	Grassed Waterway	Wp_Waterway, high excavation volume per acre	CuYd	\$3.09
Douglas	412	Grassed Waterway	Waterway, less than 25 ft2	Ac	\$3,758.44
Douglas	412	Grassed Waterway	HU-Waterway, less than 25 ft2	Ac	\$4,510.12
Douglas	412	Grassed Waterway	Wp_Waterway, less than 25 ft2	Ac	\$3,758.44
Douglas	420	Wildlife Habitat Planting	High Species Diversity on Cropland with Foregone Income	Ac	\$1,037.08
Douglas	420	Wildlife Habitat Planting	HU-High Species Diversity on Cropland with Foregone Income	Ac	\$1,170.18
Douglas	420	Wildlife Habitat Planting	Pr_High Species Diversity on Cropland with Foregone Income	Ac	\$1,170.18
Douglas	420	Wildlife Habitat Planting	High Species Diversity on Fallow or Non-Cropland, no Foregone Income	Ac	\$534.17
Douglas	420	Wildlife Habitat Planting	HU-High Species Diversity on Fallow or Non-Cropland, no Foregone Income	Ac	\$641.00
Douglas	420	Wildlife Habitat Planting	Pr_High Species Diversity on Fallow or Non-Cropland, no Foregone Income	Ac	\$641.00
Douglas	420	Wildlife Habitat Planting	Low Species Diversity on Cropland with Foregone Income	Ac	\$701.53
Douglas	420	Wildlife Habitat Planting	HU-Low Species Diversity on Cropland with Foregone Income	Ac	\$767.52
Douglas	420	Wildlife Habitat Planting	Pr_Low Species Diversity on Cropland with Foregone Income	Ac	\$767.52
Douglas	420	Wildlife Habitat Planting	Low Species Diversity on Non-Cropland, no Foregone Income	Ac	\$272.09
Douglas	420	Wildlife Habitat Planting	HU-Low Species Diversity on Non-Cropland, no Foregone Income	Ac	\$326.51
Douglas	420	Wildlife Habitat Planting	Pr_Low Species Diversity on Non-Cropland, no Foregone Income	Ac	\$326.51
Douglas	420	Wildlife Habitat Planting	Specialized Habitat Requirements on Cropland with Foregone Income	Ac	\$1,526.07
Douglas	420	Wildlife Habitat Planting	HU-Specialized Habitat Requirements on Cropland with Foregone Income	Ac	\$1,756.98
Douglas	420	Wildlife Habitat Planting	Pr_Specialized Habitat Requirements on Cropland with Foregone Income	Ac	\$1,756.98
Douglas	420	Wildlife Habitat Planting	Specialized Habitat Requirements on Non-Cropland, no Foregone Income	Ac	\$1,170.11
Douglas	420	Wildlife Habitat Planting	HU-Specialized Habitat Requirements on Non-Cropland, no Foregone Income	Ac	\$1,404.12
Douglas	420	Wildlife Habitat Planting	Pr_Specialized Habitat Requirements on Non-Cropland, no Foregone Income	Ac	\$1,404.12
Douglas	420	Wildlife Habitat Planting	Very Small Acreage (<.5 ac) Planting with Seedlings	SqFt	\$0.53

County	Code	Practice	Component	Units	Unit Cost
Douglas	420	Wildlife Habitat Planting	HU-Very Small Acreage (<.5 ac) Planting with Seedlings	SqFt	\$0.64
Douglas	420	Wildlife Habitat Planting	Pr_Very Small Acreage (<.5 ac) Planting with Seedlings	SqFt	\$0.64
Douglas	422	Hedgerow Planting	Bareroot, machine plant (FI)	Ft	\$1.07
Douglas	422	Hedgerow Planting	HU-Bareroot, machine plant (FI)	Ft	\$1.24
Douglas	422	Hedgerow Planting	Container, Machine Plant (FI)	Ft	\$1.20
Douglas	422	Hedgerow Planting	HU-Container, Machine Plant (FI)	Ft	\$1.41
Douglas	422	Hedgerow Planting	Contour	Ft	\$3.37
Douglas	422	Hedgerow Planting	HU-Contour	Ft	\$4.04
Douglas	422	Hedgerow Planting	Contour, exotic grass	Ft	\$3.67
Douglas	422	Hedgerow Planting	HU-Contour, exotic grass	Ft	\$4.40
Douglas	422	Hedgerow Planting	Pollinator Habitat	Ft	\$3.41
Douglas	422	Hedgerow Planting	HU-Pollinator Habitat	Ft	\$4.09
Douglas	422	Hedgerow Planting	Wildlife Cool Season	Ft	\$3.37
Douglas	422	Hedgerow Planting	HU-Wildlife Cool Season	Ft	\$4.03
Douglas	422	Hedgerow Planting	Wildlife machine plant	Ft	\$0.65
Douglas	422	Hedgerow Planting	HU-Wildlife machine plant	Ft	\$0.78
Douglas	422	Hedgerow Planting	Wildlife, Warm Season Grass	Ft	\$3.48
Douglas	422	Hedgerow Planting	HU-Wildlife, Warm Season Grass	Ft	\$4.18
Douglas	428	Irrigation Ditch Lining	Concrete Lining	SqYd	\$17.61
Douglas	428	Irrigation Ditch Lining	HU-Concrete Lining	SqYd	\$21.13
Douglas	428	Irrigation Ditch Lining	Flexible Lining	SqYd	\$8.71
Douglas	428	Irrigation Ditch Lining	HU-Flexible Lining	SqYd	\$10.45
Douglas	430	Irrigation Pipeline	Boring, by the pound, small scale	Lb	\$125.01
Douglas	430	Irrigation Pipeline	HU-Boring, by the pound, small scale	Lb	\$187.52
Douglas	430	Irrigation Pipeline	Wp_Boring, by the pound, small scale	Lb	\$125.01
Douglas	430	Irrigation Pipeline	HDPE (Iron Pipe Size and Tubing), less than or equal to 2 inch, Small Scale, No Joint Fusing	Lb	\$12.83

County	Code	Practice	Component	Units	Unit Cost
Douglas	430	Irrigation Pipeline	HU-HDPE (Iron Pipe Size and Tubing), less than or equal to 2 inch, Small Scale, No Joint Fusing	Lb	\$19.24
Douglas	430	Irrigation Pipeline	Wp_HDPE (Iron Pipe Size and Tubing), less than or equal to 2 inch, Small Scale, No Joint Fusing	Lb	\$12.83
Douglas	430	Irrigation Pipeline	HDPE, by the pound	Lb	\$2.31
Douglas	430	Irrigation Pipeline	HU-HDPE, by the pound	Lb	\$3.45
Douglas	430	Irrigation Pipeline	Wp_HDPE, by the pound	Lb	\$2.31
Douglas	430	Irrigation Pipeline	PVC (Iron Pipe Size), less than or equal to 4 inch, Small Scale System	Lnft	\$5.40
Douglas	430	Irrigation Pipeline	HU-PVC (Iron Pipe Size), less than or equal to 4 inch, Small Scale System	Lnft	\$8.10
Douglas	430	Irrigation Pipeline	Wp_PVC (Iron Pipe Size), less than or equal to 4 inch, Small Scale System	Lnft	\$5.40
Douglas	430	Irrigation Pipeline	PVC, 10-in by the foot	Ft	\$8.66
Douglas	430	Irrigation Pipeline	HU-PVC, 10-in by the foot	Ft	\$12.98
Douglas	430	Irrigation Pipeline	Wp_PVC, 10-in by the foot	Ft	\$8.66
Douglas	430	Irrigation Pipeline	PVC, by pound, boring	Lb	\$4.91
Douglas	430	Irrigation Pipeline	HU-PVC, by pound, boring	Lb	\$7.36
Douglas	430	Irrigation Pipeline	Wp_PVC, by pound, boring	Lb	\$4.91
Douglas	430	Irrigation Pipeline	PVC, by the pound	Lb	\$2.91
Douglas	430	Irrigation Pipeline	HU-PVC, by the pound	Lb	\$4.38
Douglas	430	Irrigation Pipeline	Wp_PVC, by the pound	Lb	\$2.91
Douglas	430	Irrigation Pipeline	Surface HDPE (Iron Pipe Size and Tubing), less than or equal to 2 inch, Small Scale	Lb	\$5.98
Douglas	430	Irrigation Pipeline	HU-Surface HDPE (Iron Pipe Size and Tubing), less than or equal to 2 inch, Small Scale	Lb	\$8.96
Douglas	430	Irrigation Pipeline	Wp_Surface HDPE (Iron Pipe Size and Tubing), less than or equal to 2 inch, Small Scale	Lb	\$5.98
Douglas	432	Dry Hydrant	PVC	No	\$4,366.11
Douglas	432	Dry Hydrant	HU-PVC	No	\$5,239.33
Douglas	436	Irrigation Reservoir	Embankment Dam	CuYd	\$3.06
Douglas	436	Irrigation Reservoir	HU-Embankment Dam	CuYd	\$4.60

County	Code	Practice	Component	Units	Unit Cost
Douglas	436	Irrigation Reservoir	Embankment Reservoir > 30 Acre-Feet	CuYd	\$2.31
Douglas	436	Irrigation Reservoir	HU-Embankment Reservoir > 30 Acre-Feet	CuYd	\$3.46
Douglas	436	Irrigation Reservoir	Excavated Tailwater Pit	CuYd	\$1.37
Douglas	436	Irrigation Reservoir	HU-Excavated Tailwater Pit	CuYd	\$2.05
Douglas	436	Irrigation Reservoir	Plastic tank, less than or equal to 1,000 gallons	Gal	\$1.30
Douglas	436	Irrigation Reservoir	HU-Plastic tank, less than or equal to 1,000 gallons	Gal	\$1.96
Douglas	441	Irrigation System, Microirrigation	SDI (Subsurface Drip Irrigation)	Ac	\$1,328.60
Douglas	441	Irrigation System, Microirrigation	HU-SDI (Subsurface Drip Irrigation)	Ac	\$1,992.89
Douglas	441	Irrigation System, Microirrigation	Wp_SD I (Subsurface Drip Irrigation)	Ac	\$1,328.60
Douglas	441	Irrigation System, Microirrigation	Small Microirrigation System	SqFt	\$0.66
Douglas	441	Irrigation System, Microirrigation	HU-Small Microirrigation System	SqFt	\$0.98
Douglas	441	Irrigation System, Microirrigation	Wp_Small Microirrigation System	SqFt	\$0.66
Douglas	441	Irrigation System, Microirrigation	Surface PE, with emitters, high tunnel	SqFt	\$0.61
Douglas	441	Irrigation System, Microirrigation	HU-Surface PE, with emitters, high tunnel	SqFt	\$0.91
Douglas	441	Irrigation System, Microirrigation	Wp_Surface PE, with emitters, high tunnel	SqFt	\$0.61
Douglas	441	Irrigation System, Microirrigation	Surface PE, with emitters, trees and shrubs	No	\$2.02
Douglas	441	Irrigation System, Microirrigation	HU-Surface PE, with emitters, trees and shrubs	No	\$3.03
Douglas	441	Irrigation System, Microirrigation	Wp_Surface PE, with emitters, trees and shrubs	No	\$2.02
Douglas	441	Irrigation System, Microirrigation	Surface Tape <5 acres	Ac	\$2,529.43
Douglas	441	Irrigation System, Microirrigation	HU-Surface Tape <5 acres	Ac	\$3,794.13
Douglas	441	Irrigation System, Microirrigation	Wp_Surface Tape <5 acres	Ac	\$2,529.43
Douglas	442	Sprinkler System	Gravity to Pivot Conversion	Ft	\$46.00
Douglas	442	Sprinkler System	HU-Gravity to Pivot Conversion	Ft	\$68.99
Douglas	442	Sprinkler System	Wp_Gravity to Pivot Conversion	Ft	\$46.00
Douglas	442	Sprinkler System	Gravity to Pivot Conversion with VRI	Ft	\$69.58
Douglas	442	Sprinkler System	HU-Gravity to Pivot Conversion with VRI	Ft	\$104.37
Douglas	442	Sprinkler System	Wp_Gravity to Pivot Conversion with VRI	Ft	\$69.58

County	Code	Practice	Component	Units	Unit Cost
Douglas	442	Sprinkler System	Linear Move System	Ft	\$72.64
Douglas	442	Sprinkler System	HU-Linear Move System	Ft	\$108.97
Douglas	442	Sprinkler System	Wp_Linear Move System	Ft	\$72.64
Douglas	442	Sprinkler System	Mobile Drip Irrigation Retrofit, Center Pivot	Lnft	\$9.60
Douglas	442	Sprinkler System	HU-Mobile Drip Irrigation Retrofit, Center Pivot	Lnft	\$14.40
Douglas	442	Sprinkler System	Wp_Mobile Drip Irrigation Retrofit, Center Pivot	Lnft	\$9.60
Douglas	442	Sprinkler System	Small Solid Set, Above Ground Laterals	Ac	\$1,821.30
Douglas	442	Sprinkler System	HU-Small Solid Set, Above Ground Laterals	Ac	\$2,731.96
Douglas	442	Sprinkler System	Wp_Small Solid Set, Above Ground Laterals	Ac	\$1,821.30
Douglas	442	Sprinkler System	System Renovation, Renozzle with Drops	No	\$19.49
Douglas	442	Sprinkler System	HU-System Renovation, Renozzle with Drops	No	\$29.22
Douglas	442	Sprinkler System	Wp_System Renovation, Renozzle with Drops	No	\$19.49
Douglas	442	Sprinkler System	VRI System Retrofit Zone	Ft	\$25.33
Douglas	442	Sprinkler System	HU-VRI System Retrofit Zone	Ft	\$38.00
Douglas	442	Sprinkler System	Wp_VRI System Retrofit Zone	Ft	\$25.33
Douglas	443	Irrigation System, Surface and Subsurface	Aluminum Gated Pipe	Ac	\$158.81
Douglas	443	Irrigation System, Surface and Subsurface	HU-Aluminum Gated Pipe	Ac	\$238.21
Douglas	443	Irrigation System, Surface and Subsurface	Nutrient Film Technique (NFT)	SqFt	\$5.51
Douglas	443	Irrigation System, Surface and Subsurface	HU-Nutrient Film Technique (NFT)	SqFt	\$8.27
Douglas	443	Irrigation System, Surface and Subsurface	Polyvinyl Chloride (PVC) Gated Pipe	Ac	\$82.86
Douglas	443	Irrigation System, Surface and Subsurface	HU-Polyvinyl Chloride (PVC) Gated Pipe	Ac	\$124.29
Douglas	443	Irrigation System, Surface and Subsurface	Surge Valve & Controller	No	\$1,616.83
Douglas	443	Irrigation System, Surface and Subsurface	HU-Surge Valve & Controller	No	\$2,425.25
Douglas	447	Irrigation and Drainage Tailwater Recovery	Delta Tail Water Pit	CuYd	\$1.53
Douglas	447	Irrigation and Drainage Tailwater Recovery	HU-Delta Tail Water Pit	CuYd	\$1.83
Douglas	447	Irrigation and Drainage Tailwater Recovery	Drainage Water Recycling	Lnft	\$23.94
Douglas	447	Irrigation and Drainage Tailwater Recovery	HU-Drainage Water Recycling	Lnft	\$28.73

County	Code	Practice	Component	Units	Unit Cost
Douglas	447	Irrigation and Drainage Tailwater Recovery	Tailwater Collection Structure	InFt	\$3.80
Douglas	447	Irrigation and Drainage Tailwater Recovery	HU-Tailwater Collection Structure	InFt	\$4.56
Douglas	449	Irrigation Water Management	Basic IWM < 1 acre	No	\$877.06
Douglas	449	Irrigation Water Management	HU-Basic IWM < 1 acre	No	\$1,052.48
Douglas	449	Irrigation Water Management	Wp_Basic IWM < 1 acre	No	\$1,052.48
Douglas	449	Irrigation Water Management	Consulatant Based IWM No Equipment	No	\$584.71
Douglas	449	Irrigation Water Management	HU-Consulatant Based IWM No Equipment	No	\$701.65
Douglas	449	Irrigation Water Management	Wp_Consulatant Based IWM No Equipment	No	\$701.65
Douglas	449	Irrigation Water Management	IWM w weather station	No	\$4,764.25
Douglas	449	Irrigation Water Management	HU-IWM w weather station	No	\$5,717.10
Douglas	449	Irrigation Water Management	Wp_IWM w weather station	No	\$5,717.10
Douglas	449	Irrigation Water Management	IWM, Advanced Technique	No	\$2,504.61
Douglas	449	Irrigation Water Management	HU-IWM, Advanced Technique	No	\$3,005.53
Douglas	449	Irrigation Water Management	Wp_IWM, Advanced Technique	No	\$3,005.53
Douglas	449	Irrigation Water Management	IWM, Advanced Technique Incorporating Precision Irrigation	No	\$3,995.68
Douglas	449	Irrigation Water Management	HU-IWM, Advanced Technique Incorporating Precision Irrigation	No	\$4,794.81
Douglas	449	Irrigation Water Management	Wp_IWM, Advanced Technique Incorporating Precision Irrigation	No	\$4,794.81
Douglas	449	Irrigation Water Management	IWM, Basic Technique	Ac	\$5.34
Douglas	449	Irrigation Water Management	HU-IWM, Basic Technique	Ac	\$6.41
Douglas	449	Irrigation Water Management	Wp_IWM, Basic Technique	Ac	\$6.41
Douglas	449	Irrigation Water Management	IWM, Intermediate Technique, 1st year	No	\$1,631.13
Douglas	449	Irrigation Water Management	HU-IWM, Intermediate Technique, 1st year	No	\$1,957.35
Douglas	449	Irrigation Water Management	Wp_IWM, Intermediate Technique, 1st year	No	\$1,957.35
Douglas	449	Irrigation Water Management	IWM, Intermediate Technique, Subsequent Years	Ac	\$7.11
Douglas	449	Irrigation Water Management	HU-IWM, Intermediate Technique, Subsequent Years	Ac	\$8.52
Douglas	449	Irrigation Water Management	Wp_IWM, Intermediate Technique, Subsequent Years	Ac	\$8.52
Douglas	450	Anionic Polyacrylamide (PAM) Application	PAM Application	Lb	\$3.62

County	Code	Practice	Component	Units	Unit Cost
Douglas	450	Anionic Polyacrylamide (PAM) Application	HU-PAM Application	Lb	\$4.35
Douglas	460	Land Clearing	Heavy Equipment	Ac	\$905.06
Douglas	460	Land Clearing	HU-Heavy Equipment	Ac	\$1,086.08
Douglas	460	Land Clearing	Non-Heavy Equipment	Ac	\$917.09
Douglas	460	Land Clearing	HU-Non-Heavy Equipment	Ac	\$1,100.51
Douglas	462	Precision Land Forming and Smoothing	Heavy Shaping	Ac	\$1,267.69
Douglas	462	Precision Land Forming and Smoothing	HU-Heavy Shaping	Ac	\$1,521.22
Douglas	462	Precision Land Forming and Smoothing	Land Forming	Ac	\$938.53
Douglas	462	Precision Land Forming and Smoothing	HU-Land Forming	Ac	\$1,126.23
Douglas	462	Precision Land Forming and Smoothing	Minor Shaping	Ac	\$612.68
Douglas	462	Precision Land Forming and Smoothing	HU-Minor Shaping	Ac	\$735.21
Douglas	462	Precision Land Forming and Smoothing	Minor Shaping - Field Scale	Ac	\$80.53
Douglas	462	Precision Land Forming and Smoothing	HU-Minor Shaping - Field Scale	Ac	\$96.64
Douglas	462	Precision Land Forming and Smoothing	Site Stabilization	CuYd	\$2.04
Douglas	462	Precision Land Forming and Smoothing	HU-Site Stabilization	CuYd	\$2.46
Douglas	462	Precision Land Forming and Smoothing	Terrace Removal	Ft	\$0.65
Douglas	462	Precision Land Forming and Smoothing	HU-Terrace Removal	Ft	\$0.78
Douglas	464	Irrigation Land Leveling	Irrigation Land Leveling	CuYd	\$1.96
Douglas	464	Irrigation Land Leveling	HU-Irrigation Land Leveling	CuYd	\$2.36
Douglas	464	Irrigation Land Leveling	Small Scale Irrigation Land Leveling	Ac	\$927.02
Douglas	464	Irrigation Land Leveling	HU-Small Scale Irrigation Land Leveling	Ac	\$1,112.43
Douglas	468	Lined Waterway or Outlet	Articulated Concrete Block	SqFt	\$9.41
Douglas	468	Lined Waterway or Outlet	HU-Articulated Concrete Block	SqFt	\$11.30
Douglas	468	Lined Waterway or Outlet	Concrete - NP Reg 1	SqFt	\$7.48
Douglas	468	Lined Waterway or Outlet	HU-Concrete - NP Reg 1	SqFt	\$8.98
Douglas	468	Lined Waterway or Outlet	Concrete Block	SqFt	\$5.92
Douglas	468	Lined Waterway or Outlet	HU-Concrete Block	SqFt	\$7.10

County	Code	Practice	Component	Units	Unit Cost
Douglas	468	Lined Waterway or Outlet	Rock Lined, 12 inch	SqFt	\$5.83
Douglas	468	Lined Waterway or Outlet	HU-Rock Lined, 12 inch	SqFt	\$7.01
Douglas	468	Lined Waterway or Outlet	Rock Lined, 24 in	SqFt	\$12.42
Douglas	468	Lined Waterway or Outlet	HU-Rock Lined, 24 in	SqFt	\$14.90
Douglas	468	Lined Waterway or Outlet	Splash Pad	SqFt	\$9.42
Douglas	468	Lined Waterway or Outlet	HU-Splash Pad	SqFt	\$11.32
Douglas	468	Lined Waterway or Outlet	Turf Reinforced Matting	SqFt	\$1.00
Douglas	468	Lined Waterway or Outlet	HU-Turf Reinforced Matting	SqFt	\$1.20
Douglas	468	Lined Waterway or Outlet	Turf Reinforced Matting, Moderate Stress	SqFt	\$2.35
Douglas	468	Lined Waterway or Outlet	HU-Turf Reinforced Matting, Moderate Stress	SqFt	\$2.82
Douglas	472	Access Control	Animal exclusion from sensitive areas	Ft	\$0.15
Douglas	472	Access Control	HU-Animal exclusion from sensitive areas	Ft	\$0.18
Douglas	472	Access Control	Pr_Animal exclusion from sensitive areas	Ft	\$0.18
Douglas	472	Access Control	Animal exclusion from sensitive areas (FI)	Ac	\$46.06
Douglas	472	Access Control	HU-Animal exclusion from sensitive areas (FI)	Ac	\$46.53
Douglas	472	Access Control	Pr_Animal exclusion from sensitive areas (FI)	Ac	\$46.53
Douglas	472	Access Control	Trails/Roads Access Control	No	\$660.75
Douglas	472	Access Control	HU-Trails/Roads Access Control	No	\$792.90
Douglas	472	Access Control	Pr_Trails/Roads Access Control	No	\$792.90
Douglas	484	Mulching	Erosion Control Blanket	SqFt	\$0.24
Douglas	484	Mulching	HU-Erosion Control Blanket	SqFt	\$0.29
Douglas	484	Mulching	Hydromulch	Ac	\$940.58
Douglas	484	Mulching	HU-Hydromulch	Ac	\$1,128.69
Douglas	484	Mulching	Natural Material, Small Bale	SqFt	\$0.30
Douglas	484	Mulching	HU-Natural Material, Small Bale	SqFt	\$0.36
Douglas	484	Mulching	Natural Material, Temporary	Ac	\$435.63
Douglas	484	Mulching	HU-Natural Material, Temporary	Ac	\$522.75

County	Code	Practice	Component	Units	Unit Cost
Douglas	484	Mulching	Synthetic Material	Ac	\$2,766.31
Douglas	484	Mulching	HU-Synthetic Material	Ac	\$3,319.57
Douglas	484	Mulching	Woven Material, Roll	Ft	\$0.67
Douglas	484	Mulching	HU-Woven Material, Roll	Ft	\$0.80
Douglas	484	Mulching	Woven Material, Square	No	\$1.14
Douglas	484	Mulching	HU-Woven Material, Square	No	\$1.38
Douglas	490	Tree/Shrub Site Preparation	Mechanical, Medium	Ac	\$322.63
Douglas	490	Tree/Shrub Site Preparation	HU-Mechanical, Medium	Ac	\$387.16
Douglas	490	Tree/Shrub Site Preparation	Tree-Shrub Site Prep - small acreage	kSqFt	\$15.32
Douglas	490	Tree/Shrub Site Preparation	HU-Tree-Shrub Site Prep - small acreage	kSqFt	\$18.38
Douglas	490	Tree/Shrub Site Preparation	Windbreak - Site Preparation	Ac	\$482.07
Douglas	490	Tree/Shrub Site Preparation	HU-Windbreak - Site Preparation	Ac	\$578.49
Douglas	490	Tree/Shrub Site Preparation	Windbreak, chemical only	Ac	\$123.22
Douglas	490	Tree/Shrub Site Preparation	HU-Windbreak, chemical only	Ac	\$147.87
Douglas	490	Tree/Shrub Site Preparation	Windbreak/Shelterbelt Renovation - Heavy	Ac	\$8,522.60
Douglas	490	Tree/Shrub Site Preparation	HU-Windbreak/Shelterbelt Renovation - Heavy	Ac	\$10,227.12
Douglas	500	Obstruction Removal	Removal and Disposal of Brush and Trees <= 6 inch Diameter	Ac	\$1,280.37
Douglas	500	Obstruction Removal	HU-Removal and Disposal of Brush and Trees <= 6 inch Diameter	Ac	\$1,536.45
Douglas	500	Obstruction Removal	Removal and Disposal of Brush and Trees > 6 inch Diameter	Ac	\$2,240.91
Douglas	500	Obstruction Removal	HU-Removal and Disposal of Brush and Trees > 6 inch Diameter	Ac	\$2,689.08
Douglas	500	Obstruction Removal	Removal and Disposal of Fence, Feedlot	Ft	\$5.07
Douglas	500	Obstruction Removal	HU-Removal and Disposal of Fence, Feedlot	Ft	\$6.08
Douglas	500	Obstruction Removal	Removal and Disposal of Fence, landscape	Ft	\$1.23
Douglas	500	Obstruction Removal	HU-Removal and Disposal of Fence, landscape	Ft	\$1.49
Douglas	500	Obstruction Removal	Removal and disposal of heavy scattered debris	SqFt	\$1.22
Douglas	500	Obstruction Removal	HU-Removal and disposal of heavy scattered debris	SqFt	\$1.47
Douglas	500	Obstruction Removal	Removal and disposal of individual landscape structures	SqFt	\$10.86

County	Code	Practice	Component	Units	Unit Cost
Douglas	500	Obstruction Removal	HU-Removal and disposal of individual landscape structures	SqFt	\$13.03
Douglas	500	Obstruction Removal	Removal and disposal of light sand and flood sediment > 30 inches	Ac	\$3,898.56
Douglas	500	Obstruction Removal	HU-Removal and disposal of light sand and flood sediment > 30 inches	Ac	\$4,678.28
Douglas	500	Obstruction Removal	Removal and disposal of light sand and flood sediment 12-30 inches	Ac	\$2,713.13
Douglas	500	Obstruction Removal	HU-Removal and disposal of light sand and flood sediment 12-30 inches	Ac	\$3,255.75
Douglas	500	Obstruction Removal	Removal and disposal of light scattered debris	Ac	\$408.08
Douglas	500	Obstruction Removal	HU-Removal and disposal of light scattered debris	Ac	\$489.69
Douglas	500	Obstruction Removal	Removal and Disposal of Power Lines and Poles	Ft	\$3.55
Douglas	500	Obstruction Removal	HU-Removal and Disposal of Power Lines and Poles	Ft	\$4.26
Douglas	500	Obstruction Removal	Removal and Disposal of Rock and or Boulders	CuYd	\$118.80
Douglas	500	Obstruction Removal	HU-Removal and Disposal of Rock and or Boulders	CuYd	\$142.56
Douglas	500	Obstruction Removal	Removal and Disposal of Steel and or Concrete Structures	SqFt	\$11.76
Douglas	500	Obstruction Removal	HU-Removal and Disposal of Steel and or Concrete Structures	SqFt	\$14.12
Douglas	500	Obstruction Removal	Removal and Disposal of Wood Structures	SqFt	\$6.41
Douglas	500	Obstruction Removal	HU-Removal and Disposal of Wood Structures	SqFt	\$7.70
Douglas	511	Forage Harvest Management	Improved Forage Quality	Ac	\$4.24
Douglas	511	Forage Harvest Management	HU-Improved Forage Quality	Ac	\$5.08
Douglas	512	Pasture and Hay Planting	Bermuda Grass Establishment-Sprigging with fertilizer	Ac	\$168.68
Douglas	512	Pasture and Hay Planting	HU-Bermuda Grass Establishment-Sprigging with fertilizer	Ac	\$202.41
Douglas	512	Pasture and Hay Planting	Wp_Bermuda Grass Establishment-Sprigging with fertilizer	Ac	\$168.68
Douglas	512	Pasture and Hay Planting	Bermuda Grass Establishment-Sprigging with fertilizer and lime	Ac	\$228.94
Douglas	512	Pasture and Hay Planting	HU-Bermuda Grass Establishment-Sprigging with fertilizer and lime	Ac	\$274.72
Douglas	512	Pasture and Hay Planting	Wp_Bermuda Grass Establishment-Sprigging with fertilizer and lime	Ac	\$228.94
Douglas	512	Pasture and Hay Planting	Introduced Perennial & Native Grass Mix	Ac	\$107.78
Douglas	512	Pasture and Hay Planting	HU-Introduced Perennial & Native Grass Mix	Ac	\$129.33
Douglas	512	Pasture and Hay Planting	Wp_Introduced Perennial & Native Grass Mix	Ac	\$107.78
Douglas	512	Pasture and Hay Planting	Introduced Perennial & Native Grass Mix, foregone income	Ac	\$334.11

County	Code	Practice	Component	Units	Unit Cost
Douglas	512	Pasture and Hay Planting	HU-Introduced Perennial & Native Grass Mix, foregone income	Ac	\$355.66
Douglas	512	Pasture and Hay Planting	Wp_Introduced Perennial & Native Grass Mix, foregone income	Ac	\$334.11
Douglas	512	Pasture and Hay Planting	Introduced Perennial Grasses with lime application	Ac	\$130.02
Douglas	512	Pasture and Hay Planting	HU-Introduced Perennial Grasses with lime application	Ac	\$156.03
Douglas	512	Pasture and Hay Planting	Wp_Introduced Perennial Grasses with lime application	Ac	\$130.02
Douglas	512	Pasture and Hay Planting	Introduced Perennial Grasses-Legume	Ac	\$69.76
Douglas	512	Pasture and Hay Planting	HU-Introduced Perennial Grasses-Legume	Ac	\$83.72
Douglas	512	Pasture and Hay Planting	Wp_Introduced Perennial Grasses-Legume	Ac	\$69.76
Douglas	512	Pasture and Hay Planting	Introduced Perennial Grasses-Legume, foregone income	Ac	\$296.09
Douglas	512	Pasture and Hay Planting	HU-Introduced Perennial Grasses-Legume, foregone income	Ac	\$310.04
Douglas	512	Pasture and Hay Planting	Wp_Introduced Perennial Grasses-Legume, foregone income	Ac	\$296.09
Douglas	512	Pasture and Hay Planting	Native Perennial Grasses, multi species	Ac	\$152.62
Douglas	512	Pasture and Hay Planting	HU-Native Perennial Grasses, multi species	Ac	\$183.14
Douglas	512	Pasture and Hay Planting	Wp_Native Perennial Grasses, multi species	Ac	\$152.62
Douglas	512	Pasture and Hay Planting	Native Perennial Grasses, multi species, forgone income	Ac	\$378.95
Douglas	512	Pasture and Hay Planting	HU-Native Perennial Grasses, multi species, forgone income	Ac	\$409.47
Douglas	512	Pasture and Hay Planting	Wp_Native Perennial Grasses, multi species, forgone income	Ac	\$378.95
Douglas	516	Livestock Pipeline	Backhoe, 2 inch dia. or less	Ft	\$5.87
Douglas	516	Livestock Pipeline	HU-Backhoe, 2 inch dia. or less	Ft	\$7.04
Douglas	516	Livestock Pipeline	Boring, any diameter	Ft	\$69.69
Douglas	516	Livestock Pipeline	HU-Boring, any diameter	Ft	\$83.63
Douglas	516	Livestock Pipeline	HDPE (Iron Pipe Size and Tubing), Small Scale	Lb	\$53.48
Douglas	516	Livestock Pipeline	HU-HDPE (Iron Pipe Size and Tubing), Small Scale	Lb	\$64.17
Douglas	516	Livestock Pipeline	Rural Water Connection Equipment	No	\$4,499.36
Douglas	516	Livestock Pipeline	HU-Rural Water Connection Equipment	No	\$5,399.24
Douglas	516	Livestock Pipeline	Shallow or Above Ground Pipeline, any diameter	Ft	\$2.66
Douglas	516	Livestock Pipeline	HU-Shallow or Above Ground Pipeline, any diameter	Ft	\$3.20

County	Code	Practice	Component	Units	Unit Cost
Douglas	516	Livestock Pipeline	Standard Installation, 2 inch dia. or less (KS/NE)	Ft	\$2.70
Douglas	516	Livestock Pipeline	HU-Standard Installation, 2 inch dia. or less (KS/NE)	Ft	\$3.24
Douglas	516	Livestock Pipeline	Standard Installation, 2 inch dia. or less (ND-SD)	Ft	\$3.36
Douglas	516	Livestock Pipeline	HU-Standard Installation, 2 inch dia. or less (ND-SD)	Ft	\$4.02
Douglas	516	Livestock Pipeline	Standard Installation, greater than 2 inch dia.	Ft	\$4.08
Douglas	516	Livestock Pipeline	HU-Standard Installation, greater than 2 inch dia.	Ft	\$4.88
Douglas	516	Livestock Pipeline	Surface HDPE (Iron Pipe Size and Tubing), Small Scale	Lb	\$17.31
Douglas	516	Livestock Pipeline	HU-Surface HDPE (Iron Pipe Size and Tubing), Small Scale	Lb	\$20.77
Douglas	520	Pond Sealing or Lining, Compacted Soil Treatment	Material haul > 1 mile	CuYd	\$11.21
Douglas	520	Pond Sealing or Lining, Compacted Soil Treatment	HU- Material haul > 1 mile	CuYd	\$13.46
Douglas	520	Pond Sealing or Lining, Compacted Soil Treatment	Bentonite Treatment - Covered	CuYd	\$66.39
Douglas	520	Pond Sealing or Lining, Compacted Soil Treatment	HU-Bentonite Treatment - Covered	CuYd	\$79.66
Douglas	520	Pond Sealing or Lining, Compacted Soil Treatment	Bentonite Treatment - Uncovered	CuYd	\$129.62
Douglas	520	Pond Sealing or Lining, Compacted Soil Treatment	HU-Bentonite Treatment - Uncovered	CuYd	\$155.53
Douglas	520	Pond Sealing or Lining, Compacted Soil Treatment	Soil Dispersant - Covered	CuYd	\$5.87
Douglas	520	Pond Sealing or Lining, Compacted Soil Treatment	HU-Soil Dispersant - Covered	CuYd	\$7.04
Douglas	520	Pond Sealing or Lining, Compacted Soil Treatment	Use On-Site Material	CuYd	\$6.51
Douglas	520	Pond Sealing or Lining, Compacted Soil Treatment	HU-Use On-Site Material	CuYd	\$7.82
Douglas	520	Pond Sealing or Lining, Compacted Soil Treatment	Use On-Site Material with Soil Cover	CuYd	\$5.26
Douglas	520	Pond Sealing or Lining, Compacted Soil Treatment	HU-Use On-Site Material with Soil Cover	CuYd	\$6.31
Douglas	521	Pond Sealing or Lining, Geomembrane or Geosynthetic Clay Liner	Flexible Membrane - Covered with liner drainage or venting	SqYd	\$16.26
Douglas	521	Pond Sealing or Lining, Geomembrane or Geosynthetic Clay Liner	HU-Flexible Membrane - Covered with liner drainage or venting	SqYd	\$19.51
Douglas	521	Pond Sealing or Lining, Geomembrane or Geosynthetic Clay Liner	Flexible Membrane - Uncovered with liner drainage or venting	SqYd	\$15.08
Douglas	521	Pond Sealing or Lining, Geomembrane or Geosynthetic Clay Liner	HU-Flexible Membrane - Uncovered with liner drainage or venting	SqYd	\$18.10

County	Code	Practice	Component	Units	Unit Cost
Douglas	528	Prescribed Grazing	Cover Crop/Aftermath	Ac	\$7.05
Douglas	528	Prescribed Grazing	HU-Cover Crop/Aftermath	Ac	\$8.46
Douglas	528	Prescribed Grazing	Grazing Management, Adaptive	Ac	\$14.96
Douglas	528	Prescribed Grazing	HU-Grazing Management, Adaptive	Ac	\$17.94
Douglas	528	Prescribed Grazing	Grazing Management, Adaptive + Monitoring	Ac	\$20.14
Douglas	528	Prescribed Grazing	HU-Grazing Management, Adaptive + Monitoring	Ac	\$24.17
Douglas	528	Prescribed Grazing	Grazing Management, Basic	Ac	\$8.75
Douglas	528	Prescribed Grazing	HU-Grazing Management, Basic	Ac	\$10.50
Douglas	528	Prescribed Grazing	Livestock Deferment (FI)	Ac	\$46.06
Douglas	528	Prescribed Grazing	HU-Livestock Deferment (FI)	Ac	\$46.53
Douglas	528	Prescribed Grazing	Livestock Deferment (FI) High Production Sites	Ac	\$59.86
Douglas	528	Prescribed Grazing	HU-Livestock Deferment (FI) High Production Sites	Ac	\$60.33
Douglas	528	Prescribed Grazing	Prescribed Grazing Management, 5 acres or less	Ac	\$218.37
Douglas	528	Prescribed Grazing	HU-Prescribed Grazing Management, 5 acres or less	Ac	\$262.04
Douglas	528	Prescribed Grazing	Small Ranch Unit	Ac	\$27.26
Douglas	528	Prescribed Grazing	HU-Small Ranch Unit	Ac	\$32.71
Douglas	528	Prescribed Grazing	Virtual Fence Adaptive Management, Years 2-5	No	\$61.16
Douglas	528	Prescribed Grazing	HU-Virtual Fence Adaptive Management, Years 2-5	No	\$73.38
Douglas	533	Pumping Plant	Irrigation, Modify Pump	No	\$21,445.30
Douglas	533	Pumping Plant	HU-Irrigation, Modify Pump	No	\$32,167.94
Douglas	533	Pumping Plant	Wp_Irrigation, Modify Pump	No	\$21,445.30
Douglas	533	Pumping Plant	Irrigation, Submersible or Booster	No	\$8,172.69
Douglas	533	Pumping Plant	HU-Irrigation, Submersible or Booster	No	\$12,259.04
Douglas	533	Pumping Plant	Wp_Irrigation, Submersible or Booster	No	\$8,172.69
Douglas	533	Pumping Plant	irrigation, Surface Water	No	\$11,575.87
Douglas	533	Pumping Plant	HU-irrigation, Surface Water	No	\$17,363.82
Douglas	533	Pumping Plant	Wp_irrigation, Surface Water	No	\$11,575.87

County	Code	Practice	Component	Units	Unit Cost
Douglas	533	Pumping Plant	Irrigation, Surface Water with Fish Screen	No	\$16,688.97
Douglas	533	Pumping Plant	HU-Irrigation, Surface Water with Fish Screen	No	\$25,033.46
Douglas	533	Pumping Plant	Wp_Irrigation, Surface Water with Fish Screen	No	\$16,688.97
Douglas	533	Pumping Plant	Irrigation, Variable Frequency Drive	No	\$3,779.71
Douglas	533	Pumping Plant	HU-Irrigation, Variable Frequency Drive	No	\$5,669.58
Douglas	533	Pumping Plant	Wp_Irrigation, Variable Frequency Drive	No	\$3,779.71
Douglas	533	Pumping Plant	Livestock, Manure Transfer	No	\$20,619.06
Douglas	533	Pumping Plant	HU-Livestock, Manure Transfer	No	\$24,742.86
Douglas	533	Pumping Plant	Wp_Livestock, Manure Transfer	No	\$20,619.06
Douglas	533	Pumping Plant	Livestock, Manure Transfer, Low HP, No Vault	No	\$4,349.00
Douglas	533	Pumping Plant	HU-Livestock, Manure Transfer, Low HP, No Vault	No	\$5,218.79
Douglas	533	Pumping Plant	Wp_Livestock, Manure Transfer, Low HP, No Vault	No	\$4,349.00
Douglas	533	Pumping Plant	Livestock, Variable Frequency Drive	No	\$5,225.25
Douglas	533	Pumping Plant	HU-Livestock, Variable Frequency Drive	No	\$6,270.30
Douglas	533	Pumping Plant	Wp_Livestock, Variable Frequency Drive	No	\$5,225.25
Douglas	533	Pumping Plant	Livestock, w/ Pressure Tank, Low HP	No	\$5,098.77
Douglas	533	Pumping Plant	HU-Livestock, w/ Pressure Tank, Low HP	No	\$6,118.53
Douglas	533	Pumping Plant	Wp_Livestock, w/ Pressure Tank, Low HP	No	\$5,098.77
Douglas	533	Pumping Plant	Livestock, w/ Pressure Tank, No Vault, Low HP	No	\$2,832.75
Douglas	533	Pumping Plant	HU-Livestock, w/ Pressure Tank, No Vault, Low HP	No	\$3,399.29
Douglas	533	Pumping Plant	Wp_Livestock, w/ Pressure Tank, No Vault, Low HP	No	\$2,832.75
Douglas	533	Pumping Plant	Livestock, With Pressure Tank, High HP	HP	\$2,465.28
Douglas	533	Pumping Plant	HU-Livestock, With Pressure Tank, High HP	HP	\$2,958.34
Douglas	533	Pumping Plant	Wp_Livestock, With Pressure Tank, High HP	HP	\$2,465.28
Douglas	533	Pumping Plant	Livestock, without Pressure Tank (HP)	HP	\$2,111.54
Douglas	533	Pumping Plant	HU-Livestock, without Pressure Tank (HP)	HP	\$2,533.83
Douglas	533	Pumping Plant	Wp_Livestock, without Pressure Tank (HP)	HP	\$2,111.54

County	Code	Practice	Component	Units	Unit Cost
Douglas	533	Pumping Plant	Photovoltaic-Powered Pump, <4 kW	Kw	\$6,956.66
Douglas	533	Pumping Plant	HU-Photovoltaic-Powered Pump, <4 kW	Kw	\$8,347.99
Douglas	533	Pumping Plant	Wp_Photovoltaic-Powered Pump, <4 kW	Kw	\$6,956.66
Douglas	533	Pumping Plant	Solar-Powered Pump 1hp	No	\$6,403.08
Douglas	533	Pumping Plant	HU-Solar-Powered Pump 1hp	No	\$7,683.69
Douglas	533	Pumping Plant	Wp_Solar-Powered Pump 1hp	No	\$6,403.08
Douglas	533	Pumping Plant	Variable Frequency Drive	BHP	\$104.73
Douglas	533	Pumping Plant	HU-Variable Frequency Drive	BHP	\$125.68
Douglas	533	Pumping Plant	Wp_Variable Frequency Drive	BHP	\$104.73
Douglas	533	Pumping Plant	Windmill-Powered Pump	Ft	\$1,071.98
Douglas	533	Pumping Plant	HU-Windmill-Powered Pump	Ft	\$1,286.39
Douglas	533	Pumping Plant	Wp_Windmill-Powered Pump	Ft	\$1,071.98
Douglas	550	Range Planting	Native Perennial, Conversion from Dryland Cropland, with FI	Ac	\$394.66
Douglas	550	Range Planting	HU-Native Perennial, Conversion from Dryland Cropland, with FI	Ac	\$428.32
Douglas	550	Range Planting	Wp_Native Perennial, Conversion from Dryland Cropland, with FI	Ac	\$394.66
Douglas	550	Range Planting	Native -Wildlife or Pollinator	Ac	\$113.08
Douglas	550	Range Planting	HU-Native -Wildlife or Pollinator	Ac	\$135.69
Douglas	550	Range Planting	Wp_Native -Wildlife or Pollinator	Ac	\$113.08
Douglas	550	Range Planting	Native, Heavy Prep	Ac	\$170.29
Douglas	550	Range Planting	HU-Native, Heavy Prep	Ac	\$204.34
Douglas	550	Range Planting	Wp_Native, Heavy Prep	Ac	\$170.29
Douglas	550	Range Planting	Native, Standard Prep	Ac	\$152.62
Douglas	550	Range Planting	HU-Native, Standard Prep	Ac	\$183.14
Douglas	550	Range Planting	Wp_Native, Standard Prep	Ac	\$152.62
Douglas	550	Range Planting	Native, Standard Prep (FI)	Ac	\$198.63
Douglas	550	Range Planting	HU-Native, Standard Prep (FI)	Ac	\$229.15
Douglas	550	Range Planting	Wp_Native, Standard Prep (FI)	Ac	\$198.63

County	Code	Practice	Component	Units	Unit Cost
Douglas	550	Range Planting	Native, Wildlife, or Pollinator (FI)	Ac	\$268.92
Douglas	550	Range Planting	HU-Native, Wildlife, or Pollinator (FI)	Ac	\$313.49
Douglas	550	Range Planting	Wp_Native, Wildlife, or Pollinator (FI)	Ac	\$268.92
Douglas	554	Drainage Water Management	Automated Drainage Water Management	Ac	\$7.14
Douglas	554	Drainage Water Management	HU-Automated Drainage Water Management	Ac	\$8.56
Douglas	554	Drainage Water Management	Drainage Water Management (DWM)	No	\$101.96
Douglas	554	Drainage Water Management	HU-Drainage Water Management (DWM)	No	\$122.36
Douglas	558	Roof Runoff Structure	Roof Gutter	Ft	\$4.44
Douglas	558	Roof Runoff Structure	HU-Roof Gutter	Ft	\$5.33
Douglas	558	Roof Runoff Structure	Trench Drain	Ft	\$11.20
Douglas	558	Roof Runoff Structure	HU-Trench Drain	Ft	\$13.45
Douglas	560	Access Road	New 6 inch gravel road with Geotextile, less than 2.5 Ft.	Ft	\$14.15
Douglas	560	Access Road	HU-New 6 inch gravel road with Geotextile, less than 2.5 Ft.	Ft	\$16.98
Douglas	561	Heavy Use Area Protection	Reinforced Concrete with sand or gravel foundation - cubic yard - NP Region	CuYd	\$481.85
Douglas	561	Heavy Use Area Protection	HU-Reinforced Concrete with sand or gravel foundation - cubic yard - NP Region	CuYd	\$578.21
Douglas	561	Heavy Use Area Protection	Rock/Gravel	CuYd	\$24.03
Douglas	561	Heavy Use Area Protection	HU-Rock/Gravel	CuYd	\$28.84
Douglas	561	Heavy Use Area Protection	Rock/Gravel on Geotextile - cubic yard - NP Region	CuYd	\$54.40
Douglas	561	Heavy Use Area Protection	HU-Rock/Gravel on Geotextile - cubic yard - NP Region	CuYd	\$65.28
Douglas	561	Heavy Use Area Protection	Rock/Gravel-GeoCell-Geotextile	SqFt	\$3.51
Douglas	561	Heavy Use Area Protection	HU-Rock/Gravel-GeoCell-Geotextile	SqFt	\$4.21
Douglas	570	Stormwater Runoff Control	Rain Garden, 750 sqft or less	SqFt	\$1.62
Douglas	570	Stormwater Runoff Control	HU-Rain Garden, 750 sqft or less	SqFt	\$1.94
Douglas	574	Spring Development	Spring Development	No	\$5,077.02
Douglas	574	Spring Development	HU-Spring Development	No	\$6,092.43
Douglas	575	Trails and Walkways	Earthfill Walkway, 4 Ft high or less	Ft	\$11.51

<b>County</b>	<b>Code</b>	<b>Practice</b>	<b>Component</b>	<b>Units</b>	<b>Unit Cost</b>
Douglas	575	Trails and Walkways	HU-Earthfill Walkway, 4 Ft high or less	Ft	\$13.80
Douglas	575	Trails and Walkways	Earthfill Walkway, Higher than 4 Ft.	Ft	\$22.20
Douglas	575	Trails and Walkways	HU-Earthfill Walkway, Higher than 4 Ft.	Ft	\$26.64
Douglas	575	Trails and Walkways	Wood Chips, Walkway, 1000 sqft or less	SqFt	\$1.68
Douglas	575	Trails and Walkways	HU-Wood Chips, Walkway, 1000 sqft or less	SqFt	\$2.01
Douglas	576	Livestock Shelter Structure	Permanent Fabricated Wind Shelter, equal to or greater than 8 foot	Ft	\$34.58
Douglas	576	Livestock Shelter Structure	HU-Permanent Fabricated Wind Shelter, equal to or greater than 8 foot	Ft	\$41.50
Douglas	576	Livestock Shelter Structure	Portable Fabricated Wind Shelter, equal to or greater than 8 foot	Ft	\$37.69
Douglas	576	Livestock Shelter Structure	HU-Portable Fabricated Wind Shelter, equal to or greater than 8 foot	Ft	\$45.23
Douglas	576	Livestock Shelter Structure	Portable Shade Structure	SqFt	\$5.23
Douglas	576	Livestock Shelter Structure	HU-Portable Shade Structure	SqFt	\$6.27
Douglas	578	Stream Crossing	Bridge	SqFt	\$68.09
Douglas	578	Stream Crossing	HU-Bridge	SqFt	\$81.72
Douglas	578	Stream Crossing	Culvert installation	DialnFt	\$3.37
Douglas	578	Stream Crossing	HU-Culvert installation	DialnFt	\$4.04
Douglas	578	Stream Crossing	Low water crossing, concrete slab	SqFt	\$11.68
Douglas	578	Stream Crossing	HU-Low water crossing, concrete slab	SqFt	\$14.02
Douglas	578	Stream Crossing	Low water crossing, geocell	SqFt	\$5.17
Douglas	578	Stream Crossing	HU-Low water crossing, geocell	SqFt	\$6.21
Douglas	578	Stream Crossing	Low water crossing, rock armor	SqFt	\$7.70
Douglas	578	Stream Crossing	HU-Low water crossing, rock armor	SqFt	\$9.24
Douglas	580	Streambank and Shoreline Protection	Bioengineered	Ft	\$28.51
Douglas	580	Streambank and Shoreline Protection	HU-Bioengineered	Ft	\$34.21
Douglas	580	Streambank and Shoreline Protection	Bioengineering with High Earthwork Volume	Lnft	\$100.58
Douglas	580	Streambank and Shoreline Protection	HU-Bioengineering with High Earthwork Volume	Lnft	\$120.70
Douglas	580	Streambank and Shoreline Protection	Gabion	Ft	\$509.88
Douglas	580	Streambank and Shoreline Protection	HU-Gabion	Ft	\$611.86

County	Code	Practice	Component	Units	Unit Cost
Douglas	580	Streambank and Shoreline Protection	Rock Riprap	CuYd	\$129.10
Douglas	580	Streambank and Shoreline Protection	HU-Rock Riprap	CuYd	\$154.92
Douglas	580	Streambank and Shoreline Protection	Shaping	Ft	\$8.33
Douglas	580	Streambank and Shoreline Protection	HU-Shaping	Ft	\$10.00
Douglas	580	Streambank and Shoreline Protection	Structural, Toewood w/VESL	Lnft	\$113.62
Douglas	580	Streambank and Shoreline Protection	HU-Structural, Toewood w/VESL	Lnft	\$136.35
Douglas	582	Open Channel	Excavate & Fill	CuYd	\$2.64
Douglas	582	Open Channel	HU-Excavate & Fill	CuYd	\$3.17
Douglas	584	Channel Bed Stabilization	Bio-engineering	SqFt	\$3.68
Douglas	584	Channel Bed Stabilization	HU-Bio-engineering	SqFt	\$4.41
Douglas	584	Channel Bed Stabilization	Log and Boulder Check Dam	Lnft	\$1,638.42
Douglas	584	Channel Bed Stabilization	HU-Log and Boulder Check Dam	Lnft	\$1,966.11
Douglas	584	Channel Bed Stabilization	Rock Structure for Deeply Incised Channel	CuYd	\$157.32
Douglas	584	Channel Bed Stabilization	HU-Rock Structure for Deeply Incised Channel	CuYd	\$188.78
Douglas	584	Channel Bed Stabilization	Wood structures	No	\$3,975.43
Douglas	584	Channel Bed Stabilization	HU-Wood structures	No	\$4,770.52
Douglas	585	Stripcropping	Erosion, Wind and Water	Ac	\$1.84
Douglas	585	Stripcropping	HU-Erosion, Wind and Water	Ac	\$2.20
Douglas	587	Structure for Water Control	Automated DWM Control Structure, 12 to 18 inch diameter pipe	No	\$9,282.37
Douglas	587	Structure for Water Control	HU-Automated DWM Control Structure, 12 to 18 inch diameter pipe	No	\$11,138.84
Douglas	587	Structure for Water Control	Wp_Automated DWM Control Structure, 12 to 18 inch diameter pipe	No	\$9,282.37
Douglas	587	Structure for Water Control	Automated DWM Control Structure, 6 to 10 inch diameter pipe	No	\$5,520.92
Douglas	587	Structure for Water Control	HU-Automated DWM Control Structure, 6 to 10 inch diameter pipe	No	\$6,625.10
Douglas	587	Structure for Water Control	Wp_Automated DWM Control Structure, 6 to 10 inch diameter pipe	No	\$5,520.92
Douglas	587	Structure for Water Control	Automation Retrofit to Manual Drainage Water Management Control Structure	No	\$4,547.68
Douglas	587	Structure for Water Control	HU-Automation Retrofit to Manual Drainage Water Management Control Structure	No	\$5,457.21

County	Code	Practice	Component	Units	Unit Cost
Douglas	587	Structure for Water Control	Wp_Automation Retrofit to Manual Drainage Water Management Control Structure	No	\$4,547.68
Douglas	587	Structure for Water Control	Buried Automatic Valve	No	\$852.73
Douglas	587	Structure for Water Control	HU-Buried Automatic Valve	No	\$1,023.28
Douglas	587	Structure for Water Control	Wp_Buried Automatic Valve	No	\$852.73
Douglas	587	Structure for Water Control	Commercial Inline Flashboard Riser - NP Reg 1	DialnFt	\$4.16
Douglas	587	Structure for Water Control	HU-Commercial Inline Flashboard Riser - NP Reg 1	DialnFt	\$4.99
Douglas	587	Structure for Water Control	Wp_Commercial Inline Flashboard Riser - NP Reg 1	DialnFt	\$4.16
Douglas	587	Structure for Water Control	Culvert <30 inches CMP - NP Reg 1	DialnFt	\$6.20
Douglas	587	Structure for Water Control	HU-Culvert <30 inches CMP - NP Reg 1	DialnFt	\$7.44
Douglas	587	Structure for Water Control	Wp_Culvert <30 inches CMP - NP Reg 1	DialnFt	\$6.20
Douglas	587	Structure for Water Control	Culvert <30 inches HDPE - NP Reg 1	DialnFt	\$5.70
Douglas	587	Structure for Water Control	HU-Culvert <30 inches HDPE - NP Reg 1	DialnFt	\$6.85
Douglas	587	Structure for Water Control	Wp_Culvert <30 inches HDPE - NP Reg 1	DialnFt	\$5.70
Douglas	587	Structure for Water Control	Earth Check	No	\$1,047.97
Douglas	587	Structure for Water Control	HU-Earth Check	No	\$1,257.56
Douglas	587	Structure for Water Control	Wp_Earth Check	No	\$1,047.97
Douglas	587	Structure for Water Control	Flow Meter with Electronic Index & Telemetry	In	\$298.16
Douglas	587	Structure for Water Control	HU-Flow Meter with Electronic Index & Telemetry	In	\$447.24
Douglas	587	Structure for Water Control	Wp_Flow Meter with Electronic Index & Telemetry	In	\$298.16
Douglas	587	Structure for Water Control	Flow Meter with Mechanical Index	In	\$113.86
Douglas	587	Structure for Water Control	HU-Flow Meter with Mechanical Index	In	\$170.79
Douglas	587	Structure for Water Control	Wp_Flow Meter with Mechanical Index	In	\$113.86
Douglas	587	Structure for Water Control	Inlet Flashboard Riser, Metal	DialnFt	\$3.85
Douglas	587	Structure for Water Control	HU-Inlet Flashboard Riser, Metal	DialnFt	\$4.63
Douglas	587	Structure for Water Control	Wp_Inlet Flashboard Riser, Metal	DialnFt	\$3.85
Douglas	587	Structure for Water Control	Inline Flashboard Riser, Metal	DialnFt	\$3.98

County	Code	Practice	Component	Units	Unit Cost
Douglas	587	Structure for Water Control	HU-Inline Flashboard Riser, Metal	DialnFt	\$4.78
Douglas	587	Structure for Water Control	Wp_Inline Flashboard Riser, Metal	DialnFt	\$3.98
Douglas	587	Structure for Water Control	Rock Check	No	\$1,913.99
Douglas	587	Structure for Water Control	HU-Rock Check	No	\$2,296.79
Douglas	587	Structure for Water Control	Wp_Rock Check	No	\$1,913.99
Douglas	587	Structure for Water Control	Slide Gate - Flood Dike	Ft	\$64.94
Douglas	587	Structure for Water Control	HU-Slide Gate - Flood Dike	Ft	\$77.93
Douglas	587	Structure for Water Control	Wp_Slide Gate - Flood Dike	Ft	\$77.93
Douglas	590	Nutrient Management	Adaptive NM	No	\$2,397.87
Douglas	590	Nutrient Management	HU-Adaptive NM	No	\$2,877.44
Douglas	590	Nutrient Management	Pr_Adaptive NM	No	\$2,877.44
Douglas	590	Nutrient Management	Wp_Adaptive NM	No	\$2,397.87
Douglas	590	Nutrient Management	Nutrient Management	Ac	\$30.33
Douglas	590	Nutrient Management	HU-Nutrient Management	Ac	\$36.39
Douglas	590	Nutrient Management	Pr_Nutrient Management	Ac	\$36.39
Douglas	590	Nutrient Management	Wp_Nutrient Management	Ac	\$30.33
Douglas	590	Nutrient Management	Precision Nutrient Application	Ac	\$63.54
Douglas	590	Nutrient Management	HU-Precision Nutrient Application	Ac	\$76.24
Douglas	590	Nutrient Management	Pr_Precision Nutrient Application	Ac	\$76.24
Douglas	590	Nutrient Management	Wp_Precision Nutrient Application	Ac	\$63.54
Douglas	590	Nutrient Management	Prescription Nutrient Efficiency	Ac	\$46.38
Douglas	590	Nutrient Management	HU-Prescription Nutrient Efficiency	Ac	\$55.66
Douglas	590	Nutrient Management	Pr_Prescription Nutrient Efficiency	Ac	\$55.66
Douglas	590	Nutrient Management	Wp_Prescription Nutrient Efficiency	Ac	\$46.38
Douglas	590	Nutrient Management	Small Scale Basic Nutrient Management	kSqFt	\$28.07
Douglas	590	Nutrient Management	HU-Small Scale Basic Nutrient Management	kSqFt	\$33.68
Douglas	590	Nutrient Management	Pr_Small Scale Basic Nutrient Management	kSqFt	\$33.68

County	Code	Practice	Component	Units	Unit Cost
Douglas	590	Nutrient Management	Wp_Small Scale Basic Nutrient Management	kSqFt	\$28.07
Douglas	592	Feed Management	Animal Group	No	\$3,304.53
Douglas	592	Feed Management	HU-Animal Group	No	\$3,965.44
Douglas	592	Feed Management	Enteric Methane Reduction	No	\$145.21
Douglas	592	Feed Management	HU-Enteric Methane Reduction	No	\$174.25
Douglas	592	Feed Management	Feed Additive	AU	\$52.80
Douglas	592	Feed Management	HU-Feed Additive	AU	\$63.36
Douglas	595	Pest Management Conservation System	Basic IPM Field Crops - Herbicide Substitution	Ac	\$27.15
Douglas	595	Pest Management Conservation System	HU-Basic IPM Field Crops - Herbicide Substitution	Ac	\$32.58
Douglas	595	Pest Management Conservation System	Pr_Basic IPM Field Crops - Herbicide Substitution	Ac	\$32.58
Douglas	595	Pest Management Conservation System	Wp_Basic IPM Field Crops - Herbicide Substitution	Ac	\$27.15
Douglas	595	Pest Management Conservation System	Pest Management Precision Ag	Ac	\$50.20
Douglas	595	Pest Management Conservation System	HU-Pest Management Precision Ag	Ac	\$60.23
Douglas	595	Pest Management Conservation System	Pr_Pest Management Precision Ag	Ac	\$60.23
Douglas	595	Pest Management Conservation System	Wp_Pest Management Precision Ag	Ac	\$50.20
Douglas	595	Pest Management Conservation System	Plant Health PAMS (acs) Low labor only	Ac	\$12.63
Douglas	595	Pest Management Conservation System	HU-Plant Health PAMS (acs) Low labor only	Ac	\$15.16
Douglas	595	Pest Management Conservation System	Pr_Plant Health PAMS (acs) Low labor only	Ac	\$15.16
Douglas	595	Pest Management Conservation System	Wp_Plant Health PAMS (acs) Low labor only	Ac	\$12.63
Douglas	595	Pest Management Conservation System	Plant Health PAMS (acs) Low Labor, materials and mitigation.	Ac	\$46.90
Douglas	595	Pest Management Conservation System	HU-Plant Health PAMS (acs) Low Labor, materials and mitigation.	Ac	\$56.27
Douglas	595	Pest Management Conservation System	Pr_Plant Health PAMS (acs) Low Labor, materials and mitigation.	Ac	\$56.27
Douglas	595	Pest Management Conservation System	Wp_Plant Health PAMS (acs) Low Labor, materials and mitigation.	Ac	\$46.90
Douglas	595	Pest Management Conservation System	Plant health PAMS (Small Farm - each) labor only	No	\$474.49
Douglas	595	Pest Management Conservation System	HU-Plant health PAMS (Small Farm - each) labor only	No	\$569.38
Douglas	595	Pest Management Conservation System	Pr_Plant health PAMS (Small Farm - each) labor only	No	\$569.38
Douglas	595	Pest Management Conservation System	Wp_Plant health PAMS (Small Farm - each) labor only	No	\$474.49

County	Code	Practice	Component	Units	Unit Cost
Douglas	595	Pest Management Conservation System	Water Quality Pesticide Mitigation > 30 Point AND/OR Beneficial Insect Pesticide Mitigation	Ac	\$52.92
Douglas	595	Pest Management Conservation System	HU-Water Quality Pesticide Mitigation > 30 Point AND/OR Beneficial Insect Pesticide Mitigation	Ac	\$63.50
Douglas	595	Pest Management Conservation System	Pr_Water Quality Pesticide Mitigation > 30 Point AND/OR Beneficial Insect Pesticide Mitigation	Ac	\$63.50
Douglas	595	Pest Management Conservation System	Wp_Water Quality Pesticide Mitigation > 30 Point AND/OR Beneficial Insect Pesticide Mitigation	Ac	\$52.92
Douglas	595	Pest Management Conservation System	Water Quality Pesticide Mitigation > 30 Point AND/OR Beneficial Insect Pesticide Mitigation - Small Farm	No	\$1,524.57
Douglas	595	Pest Management Conservation System	HU-Water Quality Pesticide Mitigation > 30 Point AND/OR Beneficial Insect Pesticide Mitigation - Small Farm	No	\$1,829.48
Douglas	595	Pest Management Conservation System	Pr_Water Quality Pesticide Mitigation > 30 Point AND/OR Beneficial Insect Pesticide Mitigation - Small Farm	No	\$1,829.48
Douglas	595	Pest Management Conservation System	Wp_Water Quality Pesticide Mitigation > 30 Point AND/OR Beneficial Insect Pesticide Mitigation - Small Farm	No	\$1,524.57
Douglas	600	Terrace	Broad Base, Rebuild	Ft	\$1.72
Douglas	600	Terrace	HU-Broad Base, Rebuild	Ft	\$2.06
Douglas	600	Terrace	Narrow Base, Rebuild	Ft	\$1.29
Douglas	600	Terrace	HU-Narrow Base, Rebuild	Ft	\$1.55
Douglas	600	Terrace	Non-Storage - Broadbase	Ft	\$1.97
Douglas	600	Terrace	HU-Non-Storage - Broadbase	Ft	\$2.36
Douglas	600	Terrace	Non-Storage - Grass Back	Ft	\$2.93
Douglas	600	Terrace	HU-Non-Storage - Grass Back	Ft	\$3.52
Douglas	600	Terrace	Non-Storage - Narrow Base	Ft	\$2.76
Douglas	600	Terrace	HU-Non-Storage - Narrow Base	Ft	\$3.32
Douglas	600	Terrace	Storage - Broadbase	Ft	\$3.20
Douglas	600	Terrace	HU-Storage - Broadbase	Ft	\$3.84
Douglas	600	Terrace	Storage - Grass Back	Ft	\$3.89
Douglas	600	Terrace	HU-Storage - Grass Back	Ft	\$4.67

County	Code	Practice	Component	Units	Unit Cost
Douglas	600	Terrace	Storage - Level or Flat Channel	Ft	\$1.82
Douglas	600	Terrace	HU-Storage - Level or Flat Channel	Ft	\$2.18
Douglas	600	Terrace	Storage - Narrow Base	Ft	\$2.96
Douglas	600	Terrace	HU-Storage - Narrow Base	Ft	\$3.56
Douglas	600	Terrace	Terrace Crop Season Construction	Lnft	\$3.11
Douglas	600	Terrace	HU-Terrace Crop Season Construction	Lnft	\$3.71
Douglas	601	Vegetative Barrier	Seeded Barrier	Ft	\$0.27
Douglas	601	Vegetative Barrier	HU-Seeded Barrier	Ft	\$0.33
Douglas	601	Vegetative Barrier	Vegetative Planting	Ft	\$6.94
Douglas	601	Vegetative Barrier	HU-Vegetative Planting	Ft	\$8.32
Douglas	603	Herbaceous Wind Barriers	Annual Species, Small	Ft	\$0.25
Douglas	603	Herbaceous Wind Barriers	HU-Annual Species, Small	Ft	\$0.29
Douglas	603	Herbaceous Wind Barriers	Cool Season	Lnft	\$0.09
Douglas	603	Herbaceous Wind Barriers	HU-Cool Season	Lnft	\$0.11
Douglas	604	Saturated Buffer	Saturated Buffer	Ft	\$8.24
Douglas	604	Saturated Buffer	HU-Saturated Buffer	Ft	\$9.89
Douglas	605	Denitrifying Bioreactor	Denitrifying Bioreactor	CuYd	\$69.58
Douglas	605	Denitrifying Bioreactor	HU-Denitrifying Bioreactor	CuYd	\$83.49
Douglas	606	Subsurface Drain	Corrugated Plastic Pipe (CPP), Single-Wall, <= 6 inch	Ft	\$3.35
Douglas	606	Subsurface Drain	HU-Corrugated Plastic Pipe (CPP), Single-Wall, <= 6 inch	Ft	\$4.02
Douglas	606	Subsurface Drain	Corrugated Plastic Pipe (CPP), Single-Wall, >= 8 inch	Ft	\$5.04
Douglas	606	Subsurface Drain	HU-Corrugated Plastic Pipe (CPP), Single-Wall, >= 8 inch	Ft	\$6.04
Douglas	606	Subsurface Drain	Enveloped Corrugated Plastic Pipe (CPP), Single-Wall, <= 6 inch	Ft	\$4.18
Douglas	606	Subsurface Drain	HU-Enveloped Corrugated Plastic Pipe (CPP), Single-Wall, <= 6 inch	Ft	\$5.02
Douglas	606	Subsurface Drain	Secondary Main Retrofit for DWM	Ft	\$6.69
Douglas	606	Subsurface Drain	HU-Secondary Main Retrofit for DWM	Ft	\$8.04
Douglas	607	Surface Drain, Field Ditch	Field Drainage Ditch	CuYd	\$2.32

County	Code	Practice	Component	Units	Unit Cost
Douglas	607	Surface Drain, Field Ditch	HU-Field Drainage Ditch	CuYd	\$2.77
Douglas	609	Surface Roughening	Emergency Tillage	Ac	\$19.95
Douglas	609	Surface Roughening	HU-Emergency Tillage	Ac	\$23.95
Douglas	609	Surface Roughening	Ripper or Subsoiler	Ac	\$21.95
Douglas	609	Surface Roughening	HU-Ripper or Subsoiler	Ac	\$26.34
Douglas	610	Salinity and Sodic Soil Management	Prevent Dry Intense Cropping	Ac	\$287.67
Douglas	610	Salinity and Sodic Soil Management	HU-Prevent Dry Intense Cropping	Ac	\$292.74
Douglas	610	Salinity and Sodic Soil Management	Soil Management (non-Irrigated)	Ac	\$15.52
Douglas	610	Salinity and Sodic Soil Management	HU-Soil Management (non-Irrigated)	Ac	\$18.63
Douglas	610	Salinity and Sodic Soil Management	Soil Management (non-Irrigated) (FI - 1 Yr)	Ac	\$27.57
Douglas	610	Salinity and Sodic Soil Management	HU-Soil Management (non-Irrigated) (FI - 1 Yr)	Ac	\$30.75
Douglas	610	Salinity and Sodic Soil Management	Soil Management (Irrigated)	Ac	\$26.49
Douglas	610	Salinity and Sodic Soil Management	HU-Soil Management (Irrigated)	Ac	\$31.80
Douglas	612	Tree/Shrub Establishment	Individual tree - hand planting	No	\$1.54
Douglas	612	Tree/Shrub Establishment	HU-Individual tree - hand planting	No	\$1.84
Douglas	612	Tree/Shrub Establishment	Individual tree - hand planting w/browse protection	No	\$5.79
Douglas	612	Tree/Shrub Establishment	HU-Individual tree - hand planting w/browse protection	No	\$6.96
Douglas	612	Tree/Shrub Establishment	Shrub Planting	No	\$1.52
Douglas	612	Tree/Shrub Establishment	HU-Shrub Planting	No	\$1.82
Douglas	612	Tree/Shrub Establishment	Trees, Machine planted - no tubes	No	\$3.36
Douglas	612	Tree/Shrub Establishment	HU-Trees, Machine planted - no tubes	No	\$4.02
Douglas	612	Tree/Shrub Establishment	Trees, Machine planted with tubes for animal protection	No	\$10.52
Douglas	612	Tree/Shrub Establishment	HU-Trees, Machine planted with tubes for animal protection	No	\$12.62
Douglas	612	Tree/Shrub Establishment	Trees, Machine planted, no tubes, supplemental water for establishment	No	\$7.41
Douglas	612	Tree/Shrub Establishment	HU-Trees, Machine planted, no tubes, supplemental water for establishment	No	\$8.90
Douglas	612	Tree/Shrub Establishment	Tree-Shrub Establishment - Small Acreage 5 acres or less	No	\$21.47
Douglas	612	Tree/Shrub Establishment	HU-Tree-Shrub Establishment - Small Acreage 5 acres or less	No	\$25.77

County	Code	Practice	Component	Units	Unit Cost
Douglas	614	Watering Facility	Enclosed Storage Tank	Gal	\$1.44
Douglas	614	Watering Facility	HU-Enclosed Storage Tank	Gal	\$1.73
Douglas	614	Watering Facility	Fiberglass Tank on Concrete	Gal	\$2.93
Douglas	614	Watering Facility	HU-Fiberglass Tank on Concrete	Gal	\$3.53
Douglas	614	Watering Facility	Fiberglass Tank on Earth	Gal	\$2.47
Douglas	614	Watering Facility	HU-Fiberglass Tank on Earth	Gal	\$2.96
Douglas	614	Watering Facility	Insulated Tank with Cover	Gal	\$4.31
Douglas	614	Watering Facility	HU-Insulated Tank with Cover	Gal	\$5.17
Douglas	614	Watering Facility	Precast Concrete Tank	Gal	\$4.94
Douglas	614	Watering Facility	HU-Precast Concrete Tank	Gal	\$5.94
Douglas	614	Watering Facility	Steel Rim Tank - Bottomless	Gal	\$0.52
Douglas	614	Watering Facility	HU-Steel Rim Tank - Bottomless	Gal	\$0.63
Douglas	614	Watering Facility	Steel Rim Tank - Concrete Base	Gal	\$1.94
Douglas	614	Watering Facility	HU-Steel Rim Tank - Concrete Base	Gal	\$2.33
Douglas	614	Watering Facility	Water Fountain	No	\$2,440.29
Douglas	614	Watering Facility	HU-Water Fountain	No	\$2,928.34
Douglas	620	Underground Outlet	>=12 inch Single Wall PE Pipe (non-perf or perf), Multi-Inlet System	Lnft	\$11.42
Douglas	620	Underground Outlet	HU->=12 inch Single Wall PE Pipe (non-perf or perf), Multi-Inlet System	Lnft	\$13.69
Douglas	620	Underground Outlet	10 inch Single Wall PE Pipe (non-perf or perf), Multi-Inlet System	Lnft	\$8.69
Douglas	620	Underground Outlet	HU-10 inch Single Wall PE Pipe (non-perf or perf), Multi-Inlet System	Lnft	\$10.42
Douglas	620	Underground Outlet	12 inch - 18 inch PVC or DW Pipe, Multi-Inlet System	Ft	\$38.43
Douglas	620	Underground Outlet	HU-12 inch - 18 inch PVC or DW Pipe, Multi-Inlet System	Ft	\$46.11
Douglas	620	Underground Outlet	12 inch - 18 inch PVC or DW Pipe, Single-Inlet System	Ft	\$40.34
Douglas	620	Underground Outlet	HU-12 inch - 18 inch PVC or DW Pipe, Single-Inlet System	Ft	\$48.41
Douglas	620	Underground Outlet	4 inch - 6 inch PVC or DW Pipe, Multi-Inlet System	Ft	\$8.67
Douglas	620	Underground Outlet	HU-4 inch - 6 inch PVC or DW Pipe, Multi-Inlet System	Ft	\$10.41
Douglas	620	Underground Outlet	6 inch - 10 inch PVC or DW Pipe, Single-Inlet System	Ft	\$29.30

County	Code	Practice	Component	Units	Unit Cost
Douglas	620	Underground Outlet	HU-6 inch - 10 inch PVC or DW Pipe, Single-Inlet System	Ft	\$35.16
Douglas	620	Underground Outlet	6 inch or smaller Single Wall PE Pipe(non-perf or perf), Multi-Inlet System	Ft	\$6.21
Douglas	620	Underground Outlet	HU-6 inch or smaller Single Wall PE Pipe(non-perf or perf), Multi-Inlet System	Ft	\$7.45
Douglas	620	Underground Outlet	8 inch - 10 inch PVC or DW Pipe, Multi-Inlet System	Ft	\$18.57
Douglas	620	Underground Outlet	HU-8 inch - 10 inch PVC or DW Pipe, Multi-Inlet System	Ft	\$22.29
Douglas	620	Underground Outlet	8 inch Single Wall PE Pipe (non-perf or perf), Multi-Inlet System	Lnft	\$6.68
Douglas	620	Underground Outlet	HU-8 inch Single Wall PE Pipe (non-perf or perf), Multi-Inlet System	Lnft	\$8.02
Douglas	620	Underground Outlet	8 inch Single Wall PE with Riser	Lnft	\$6.97
Douglas	620	Underground Outlet	HU-8 inch Single Wall PE with Riser	Lnft	\$8.36
Douglas	620	Underground Outlet	Over 18 inch PVC or DW Pipe, Single- or Multi-Inlet System	Ft	\$56.37
Douglas	620	Underground Outlet	HU-Over 18 inch PVC or DW Pipe, Single- or Multi-Inlet System	Ft	\$67.65
Douglas	629	Waste Treatment	Aerobic Circulator	AU	\$110.16
Douglas	629	Waste Treatment	HU-Aerobic Circulator	AU	\$132.19
Douglas	632	Waste Separation Facility	Concrete Sand Settling Lane	SqFt	\$9.78
Douglas	632	Waste Separation Facility	HU-Concrete Sand Settling Lane	SqFt	\$11.74
Douglas	632	Waste Separation Facility	Concrete Settling Structure with picket screen outlet	Cu-Ft	\$3.60
Douglas	632	Waste Separation Facility	HU-Concrete Settling Structure with picket screen outlet	Cu-Ft	\$4.32
Douglas	632	Waste Separation Facility	Concrete Settling Structure with pipe outlet	Cu-Ft	\$1.24
Douglas	632	Waste Separation Facility	HU-Concrete Settling Structure with pipe outlet	Cu-Ft	\$1.49
Douglas	632	Waste Separation Facility	Earthen Settling Structure with picket screen outlet	Cu-Ft	\$0.34
Douglas	632	Waste Separation Facility	HU-Earthen Settling Structure with picket screen outlet	Cu-Ft	\$0.41
Douglas	632	Waste Separation Facility	Mechanical Separator	No	\$50,611.97
Douglas	632	Waste Separation Facility	HU-Mechanical Separator	No	\$60,734.36
Douglas	633	Waste Recycling	Export Ag Waste By-products Recycled for Use Off Farm	No	\$394.91
Douglas	633	Waste Recycling	HU-Export Ag Waste By-products Recycled for Use Off Farm	No	\$473.90
Douglas	633	Waste Recycling	Import Non-Ag Waste By-products for Compost with Manure for On-farm Use	Cu-Ft	\$2.10

County	Code	Practice	Component	Units	Unit Cost
Douglas	633	Waste Recycling	HU-Import Non-Ag Waste By-products for Compost with Manure for On-farm Use	Cu-Ft	\$2.53
Douglas	633	Waste Recycling	Import Non-Ag Waste By-products for On-Farm Use	Cu-Ft	\$1.26
Douglas	633	Waste Recycling	HU-Import Non-Ag Waste By-products for On-Farm Use	Cu-Ft	\$1.52
Douglas	633	Waste Recycling	Import Non-Agricultural By-Products, Land-Applied	Ton	\$16.09
Douglas	633	Waste Recycling	HU-Import Non-Agricultural By-Products, Land-Applied	Ton	\$19.31
Douglas	634	Waste Transfer	Agitator, Slurry Transfer	No	\$27,902.45
Douglas	634	Waste Transfer	HU-Agitator, Slurry Transfer	No	\$33,482.94
Douglas	634	Waste Transfer	Concrete Channel	SqFt	\$14.41
Douglas	634	Waste Transfer	HU-Concrete Channel	SqFt	\$17.29
Douglas	634	Waste Transfer	Gravity flow, greater than 18 inch diameter conduit	Ft	\$51.03
Douglas	634	Waste Transfer	HU-Gravity flow, greater than 18 inch diameter conduit	Ft	\$61.23
Douglas	634	Waste Transfer	Gravity flow, less than or equal to 18 inch diameter conduit	Ft	\$29.88
Douglas	634	Waste Transfer	HU-Gravity flow, less than or equal to 18 inch diameter conduit	Ft	\$35.86
Douglas	634	Waste Transfer	Hard-hose Reel System with Booster incorporated into Traveler	No	\$41,010.32
Douglas	634	Waste Transfer	HU-Hard-hose Reel System with Booster incorporated into Traveler	No	\$49,212.38
Douglas	634	Waste Transfer	Lot Runoff Containment Wall	Ft	\$72.89
Douglas	634	Waste Transfer	HU-Lot Runoff Containment Wall	Ft	\$87.47
Douglas	634	Waste Transfer	Pressure flow, 10 inch diameter conduit	Ft	\$27.93
Douglas	634	Waste Transfer	HU-Pressure flow, 10 inch diameter conduit	Ft	\$33.52
Douglas	634	Waste Transfer	Pressure flow, 12 inch or greater diameter conduit	Ft	\$41.60
Douglas	634	Waste Transfer	HU-Pressure flow, 12 inch or greater diameter conduit	Ft	\$49.91
Douglas	634	Waste Transfer	Pressure flow, 8 inch diameter conduit	Ft	\$19.60
Douglas	634	Waste Transfer	HU-Pressure flow, 8 inch diameter conduit	Ft	\$23.51
Douglas	634	Waste Transfer	Pressure flow, less than or equal to 6 inch diameter conduit	Ft	\$13.57
Douglas	634	Waste Transfer	HU-Pressure flow, less than or equal to 6 inch diameter conduit	Ft	\$16.28
Douglas	634	Waste Transfer	Pressure or gravity flow conduit that includes one boring under roadway	Ft	\$33.03

County	Code	Practice	Component	Units	Unit Cost
Douglas	634	Waste Transfer	HU-Pressure or gravity flow conduit that includes one boring under roadway	Ft	\$39.63
Douglas	635	Vegetated Treatment Area	Concrete Curb with major shaping	Ac	\$10,838.50
Douglas	635	Vegetated Treatment Area	HU-Concrete Curb with major shaping	Ac	\$13,006.20
Douglas	635	Vegetated Treatment Area	Wp_Concrete Curb with major shaping	Ac	\$10,838.50
Douglas	635	Vegetated Treatment Area	Concrete Curb, with or without flow spreaders	Ac	\$4,778.31
Douglas	635	Vegetated Treatment Area	HU-Concrete Curb, with or without flow spreaders	Ac	\$5,733.97
Douglas	635	Vegetated Treatment Area	Wp_Concrete Curb, with or without flow spreaders	Ac	\$4,778.31
Douglas	635	Vegetated Treatment Area	Gated Pipe with major shaping	Ac	\$10,266.10
Douglas	635	Vegetated Treatment Area	HU-Gated Pipe with major shaping	Ac	\$12,319.32
Douglas	635	Vegetated Treatment Area	Wp_Gated Pipe with major shaping	Ac	\$10,266.10
Douglas	635	Vegetated Treatment Area	Gated Pipe, with or without flow spreaders	Ac	\$2,280.77
Douglas	635	Vegetated Treatment Area	HU-Gated Pipe, with or without flow spreaders	Ac	\$2,736.92
Douglas	635	Vegetated Treatment Area	Wp_Gated Pipe, with or without flow spreaders	Ac	\$2,280.77
Douglas	635	Vegetated Treatment Area	Minor Shaping	Ac	\$1,606.32
Douglas	635	Vegetated Treatment Area	HU-Minor Shaping	Ac	\$1,927.58
Douglas	635	Vegetated Treatment Area	Wp_Minor Shaping	Ac	\$1,606.32
Douglas	635	Vegetated Treatment Area	Sprinkler, Center Pivot	Ac	\$4,249.84
Douglas	635	Vegetated Treatment Area	HU-Sprinkler, Center Pivot	Ac	\$5,099.81
Douglas	635	Vegetated Treatment Area	Wp_Sprinkler, Center Pivot	Ac	\$4,249.84
Douglas	635	Vegetated Treatment Area	Sprinkler, Mobile Pods	Ac	\$3,856.61
Douglas	635	Vegetated Treatment Area	HU-Sprinkler, Mobile Pods	Ac	\$4,627.93
Douglas	635	Vegetated Treatment Area	Wp_Sprinkler, Mobile Pods	Ac	\$3,856.61
Douglas	635	Vegetated Treatment Area	Sprinkler, Solid Set Distribution	Ac	\$6,080.99
Douglas	635	Vegetated Treatment Area	HU-Sprinkler, Solid Set Distribution	Ac	\$7,297.19
Douglas	635	Vegetated Treatment Area	Wp_Sprinkler, Solid Set Distribution	Ac	\$6,080.99
Douglas	636	Water Harvesting Catchment	Elevated Catchment	SqYd	\$146.07
Douglas	636	Water Harvesting Catchment	HU-Elevated Catchment	SqYd	\$175.28

County	Code	Practice	Component	Units	Unit Cost
Douglas	636	Water Harvesting Catchment	Plastic tank, less than or equal to 1,000 gallons	Gal	\$1.96
Douglas	636	Water Harvesting Catchment	HU-Plastic tank, less than or equal to 1,000 gallons	Gal	\$2.36
Douglas	636	Water Harvesting Catchment	Surface Catchment	SqYd	\$14.50
Douglas	636	Water Harvesting Catchment	HU-Surface Catchment	SqYd	\$17.40
Douglas	638	Water and Sediment Control Basin	WASCOB base	CuYd	\$3.26
Douglas	638	Water and Sediment Control Basin	HU-WASCOB base	CuYd	\$3.90
Douglas	638	Water and Sediment Control Basin	WASCOB topsoil	CuYd	\$3.50
Douglas	638	Water and Sediment Control Basin	HU-WASCOB topsoil	CuYd	\$4.21
Douglas	638	Water and Sediment Control Basin	WASCOB, Crop Season Construction	CuYd	\$3.69
Douglas	638	Water and Sediment Control Basin	HU-WASCOB, Crop Season Construction	CuYd	\$4.40
Douglas	640	Waterspreading	Dikes	Ac	\$1,733.67
Douglas	640	Waterspreading	HU-Dikes	Ac	\$2,080.41
Douglas	642	Water Well	Shallow Well, 100 ft. deep or less	Ft	\$107.63
Douglas	642	Water Well	HU-Shallow Well, 100 ft. deep or less	Ft	\$129.16
Douglas	642	Water Well	Single PVC Casing with pitless unit, greater than 100 ft. deep	Ft	\$64.50
Douglas	642	Water Well	HU-Single PVC Casing with pitless unit, greater than 100 ft. deep	Ft	\$77.41
Douglas	642	Water Well	Steel or Copper, 100 ft. or deeper	Lnft	\$55.01
Douglas	642	Water Well	HU-Steel or Copper, 100 ft. or deeper	Lnft	\$66.01
Douglas	642	Water Well	Well Point	Ft	\$281.82
Douglas	642	Water Well	HU-Well Point	Ft	\$338.19
Douglas	643	Restoration of Rare or Declining Natural Communities	Beaver Dam Analogues or Post-Assisted Log Structures	Lnft	\$37.17
Douglas	643	Restoration of Rare or Declining Natural Communities	HU-Beaver Dam Analogues or Post-Assisted Log Structures	Lnft	\$44.60
Douglas	643	Restoration of Rare or Declining Natural Communities	Habitat Monitoring and Management, High Intensity and Complexity	Ac	\$22.90
Douglas	643	Restoration of Rare or Declining Natural Communities	HU-Habitat Monitoring and Management, High Intensity and Complexity	Ac	\$27.49
Douglas	643	Restoration of Rare or Declining Natural Communities	Monitoring & Management, Low Intensity and Complexity - No Foregone Income	Ac	\$5.77
Douglas	643	Restoration of Rare or Declining Natural Communities	HU-Monitoring & Management, Low Intensity and Complexity - No Foregone Income	Ac	\$6.93

County	Code	Practice	Component	Units	Unit Cost
Douglas	643	Restoration of Rare or Declining Natural Communities	Rock Structure	CuYd	\$702.39
Douglas	643	Restoration of Rare or Declining Natural Communities	HU-Rock Structure	CuYd	\$842.87
Douglas	644	Wetland Wildlife Habitat Management	Establishment of seasonal wildlife forage or cover on non-cropland	Ac	\$141.67
Douglas	644	Wetland Wildlife Habitat Management	HU-Establishment of seasonal wildlife forage or cover on non-cropland	Ac	\$170.01
Douglas	644	Wetland Wildlife Habitat Management	Idling Cropland for Wetland Wildlife - Level 2	Ac	\$292.18
Douglas	644	Wetland Wildlife Habitat Management	HU-Idling Cropland for Wetland Wildlife - Level 2	Ac	\$302.79
Douglas	644	Wetland Wildlife Habitat Management	Management and Monitoring on Idled Cropland for Wetland Wildlife, foregone income - Level 1 (Year 2-5)	Ac	\$286.36
Douglas	644	Wetland Wildlife Habitat Management	HU-Management and Monitoring on Idled Cropland for Wetland Wildlife, foregone income - Level 1 (Year 2-5)	Ac	\$295.81
Douglas	644	Wetland Wildlife Habitat Management	Management and monitoring only, foregone income (FI)	Ac	\$299.82
Douglas	644	Wetland Wildlife Habitat Management	HU-Management and monitoring only, foregone income (FI)	Ac	\$303.36
Douglas	644	Wetland Wildlife Habitat Management	Monitoring and Management - Level 3	Ac	\$208.80
Douglas	644	Wetland Wildlife Habitat Management	HU-Monitoring and Management - Level 3	Ac	\$217.08
Douglas	644	Wetland Wildlife Habitat Management	Wetland Wildlife Habitat Monitoring and Management, Low Intensity and Complexity	Ac	\$3.87
Douglas	644	Wetland Wildlife Habitat Management	HU-Wetland Wildlife Habitat Monitoring and Management, Low Intensity and Complexity	Ac	\$4.65
Douglas	645	Upland Wildlife Habitat Management	Establishment of seasonal forage or cover for wildlife on cropland, with FI	Ac	\$428.86
Douglas	645	Upland Wildlife Habitat Management	HU-Establishment of seasonal forage or cover for wildlife on cropland, with FI	Ac	\$446.97
Douglas	645	Upland Wildlife Habitat Management	Establishment of seasonal wildlife forage or cover on cropland, no FI	Ac	\$98.68
Douglas	645	Upland Wildlife Habitat Management	HU-Establishment of seasonal wildlife forage or cover on cropland, no FI	Ac	\$118.42
Douglas	645	Upland Wildlife Habitat Management	Greater Prairie Chicken Habitat Development	Ac	\$9.50
Douglas	645	Upland Wildlife Habitat Management	HU-Greater Prairie Chicken Habitat Development	Ac	\$11.40
Douglas	645	Upland Wildlife Habitat Management	Habitat Monitoring and Management, Low Intensity and Complexity	Ac	\$3.87
Douglas	645	Upland Wildlife Habitat Management	HU-Habitat Monitoring and Management, Low Intensity and Complexity	Ac	\$4.65
Douglas	645	Upland Wildlife Habitat Management	Habitat Monitoring and Management, Medium Intensity and Complexity	Ac	\$11.90
Douglas	645	Upland Wildlife Habitat Management	HU-Habitat Monitoring and Management, Medium Intensity and Complexity	Ac	\$14.28

<b>County</b>	<b>Code</b>	<b>Practice</b>	<b>Component</b>	<b>Units</b>	<b>Unit Cost</b>
Douglas	645	Upland Wildlife Habitat Management	Interseeding Milkweed Into Existing Habitat	Ac	\$157.41
Douglas	645	Upland Wildlife Habitat Management	HU-Interseeding Milkweed Into Existing Habitat	Ac	\$188.89
Douglas	645	Upland Wildlife Habitat Management	Livestock Exclusion for Widlife	Ac	\$62.12
Douglas	645	Upland Wildlife Habitat Management	HU-Livestock Exclusion for Widlife	Ac	\$63.04
Douglas	645	Upland Wildlife Habitat Management	Wildlife Habitat Enhancement - Former Cropland (FI)	Ac	\$283.87
Douglas	645	Upland Wildlife Habitat Management	HU-Wildlife Habitat Enhancement - Former Cropland (FI)	Ac	\$284.03
Douglas	646	Shallow Water Development and Management	Shallow Water Management, High Level	Ac	\$315.02
Douglas	646	Shallow Water Development and Management	HU-Shallow Water Management, High Level	Ac	\$378.02
Douglas	646	Shallow Water Development and Management	Shallow Water Management-Low Level	Ac	\$137.43
Douglas	646	Shallow Water Development and Management	HU-Shallow Water Management-Low Level	Ac	\$164.92
Douglas	647	Early Successional Habitat Development-Mgt	Chemical	Ac	\$18.93
Douglas	647	Early Successional Habitat Development-Mgt	HU-Chemical	Ac	\$22.72
Douglas	647	Early Successional Habitat Development-Mgt	Disking	Ac	\$26.50
Douglas	647	Early Successional Habitat Development-Mgt	HU-Disking	Ac	\$31.80
Douglas	647	Early Successional Habitat Development-Mgt	Mowing	Ac	\$10.27
Douglas	647	Early Successional Habitat Development-Mgt	HU-Mowing	Ac	\$12.33
Douglas	649	Structures for Wildlife	Brush Pile - Large	No	\$146.01
Douglas	649	Structures for Wildlife	HU-Brush Pile - Large	No	\$175.20
Douglas	649	Structures for Wildlife	Brush Pile - Small	No	\$33.72
Douglas	649	Structures for Wildlife	HU-Brush Pile - Small	No	\$40.47
Douglas	649	Structures for Wildlife	Escape Ramp	No	\$72.33
Douglas	649	Structures for Wildlife	HU-Escape Ramp	No	\$86.80
Douglas	649	Structures for Wildlife	Fence Markers, Vinyl Undersill	Ft	\$0.18
Douglas	649	Structures for Wildlife	HU-Fence Markers, Vinyl Undersill	Ft	\$0.22
Douglas	649	Structures for Wildlife	Nesting Box, Large	No	\$97.70
Douglas	649	Structures for Wildlife	HU-Nesting Box, Large	No	\$117.24
Douglas	649	Structures for Wildlife	Perch Deterrent	Lnft	\$8.02

County	Code	Practice	Component	Units	Unit Cost
Douglas	649	Structures for Wildlife	HU-Perch Deterrent	Lnft	\$9.62
Douglas	649	Structures for Wildlife	Wildlife Friendly Fence Retrofit, Replacement of Barbed Wire Only with Smooth Wire	Lnft	\$1.34
Douglas	649	Structures for Wildlife	HU-Wildlife Friendly Fence Retrofit, Replacement of Barbed Wire Only with Smooth Wire	Lnft	\$1.62
Douglas	654	Road/Trail/Landing Closure and Treatment	Road/Trail removal and restoration (Vegetative)	Ft	\$4.18
Douglas	654	Road/Trail/Landing Closure and Treatment	HU-Road/Trail removal and restoration (Vegetative)	Ft	\$5.01
Douglas	655	Forest Trails and Landings	Trail and Landing Installation	Ft	\$1.54
Douglas	655	Forest Trails and Landings	HU-Trail and Landing Installation	Ft	\$1.84
Douglas	655	Forest Trails and Landings	Trail/Landing Location and Marking	Ft	\$0.31
Douglas	655	Forest Trails and Landings	HU-Trail/Landing Location and Marking	Ft	\$0.37
Douglas	656	Constructed Wetland	Large, 0.5 to 1.0 ac.	Ac	\$9,803.84
Douglas	656	Constructed Wetland	HU-Large, 0.5 to 1.0 ac.	Ac	\$11,764.60
Douglas	656	Constructed Wetland	Wp_Large, 0.5 to 1.0 ac.	Ac	\$9,803.84
Douglas	656	Constructed Wetland	Large, more than 1.0 ac.	Ac	\$7,531.49
Douglas	656	Constructed Wetland	HU-Large, more than 1.0 ac.	Ac	\$9,037.79
Douglas	656	Constructed Wetland	Wp_Large, more than 1.0 ac.	Ac	\$7,531.49
Douglas	656	Constructed Wetland	Medium, 0.5 ac or less	Ac	\$14,974.32
Douglas	656	Constructed Wetland	HU-Medium, 0.5 ac or less	Ac	\$17,969.19
Douglas	656	Constructed Wetland	Wp_Medium, 0.5 ac or less	Ac	\$14,974.32
Douglas	657	Wetland Restoration	Depression Sediment Removal	CuYd	\$3.50
Douglas	657	Wetland Restoration	HU-Depression Sediment Removal	CuYd	\$4.20
Douglas	657	Wetland Restoration	Pr_Depression Sediment Removal	CuYd	\$4.20
Douglas	657	Wetland Restoration	Wp_Depression Sediment Removal	CuYd	\$3.50
Douglas	657	Wetland Restoration	Ditch plug - Lateral Restoration	CuYd	\$9.98
Douglas	657	Wetland Restoration	HU-Ditch plug - Lateral Restoration	CuYd	\$11.97
Douglas	657	Wetland Restoration	Pr_Ditch plug - Lateral Restoration	CuYd	\$11.97
Douglas	657	Wetland Restoration	Wp_Ditch plug - Lateral Restoration	CuYd	\$9.98

County	Code	Practice	Component	Units	Unit Cost
Douglas	657	Wetland Restoration	Fill in dugout	CuYd	\$3.50
Douglas	657	Wetland Restoration	HU-Fill in dugout	CuYd	\$4.20
Douglas	657	Wetland Restoration	Pr_Fill in dugout	CuYd	\$4.20
Douglas	657	Wetland Restoration	Wp_Fill in dugout	CuYd	\$3.50
Douglas	657	Wetland Restoration	Sediment Removal - Saturated Site	CuYd	\$4.23
Douglas	657	Wetland Restoration	HU-Sediment Removal - Saturated Site	CuYd	\$5.07
Douglas	657	Wetland Restoration	Pr_Sediment Removal - Saturated Site	CuYd	\$5.07
Douglas	657	Wetland Restoration	Wp_Sediment Removal - Saturated Site	CuYd	\$4.23
Douglas	658	Wetland Creation	Excavation and Embankment	CuYd	\$3.89
Douglas	658	Wetland Creation	HU-Excavation and Embankment	CuYd	\$4.67
Douglas	658	Wetland Creation	Wetland Creation, Excavation	CuYd	\$2.41
Douglas	658	Wetland Creation	HU-Wetland Creation, Excavation	CuYd	\$2.89
Douglas	659	Wetland Enhancement	Depression Sediment Removal and Ditch Plug	CuYd	\$2.16
Douglas	659	Wetland Enhancement	HU-Depression Sediment Removal and Ditch Plug	CuYd	\$2.59
Douglas	659	Wetland Enhancement	Wp_Depression Sediment Removal and Ditch Plug	CuYd	\$2.16
Douglas	659	Wetland Enhancement	Excavation on Saturated Site	CuYd	\$3.94
Douglas	659	Wetland Enhancement	HU-Excavation on Saturated Site	CuYd	\$4.73
Douglas	659	Wetland Enhancement	Wp_Excavation on Saturated Site	CuYd	\$3.94
Douglas	660	Tree-Shrub Pruning	Pruning- High Height	Ac	\$343.02
Douglas	660	Tree-Shrub Pruning	HU-Pruning- High Height	Ac	\$411.62
Douglas	660	Tree-Shrub Pruning	Pruning Individual Agroforestry tree - small acreage	No	\$11.07
Douglas	660	Tree-Shrub Pruning	HU-Pruning Individual Agroforestry tree - small acreage	No	\$13.28
Douglas	660	Tree-Shrub Pruning	Pruning-Low Height	Ac	\$184.15
Douglas	660	Tree-Shrub Pruning	HU-Pruning-Low Height	Ac	\$220.98
Douglas	660	Tree-Shrub Pruning	Pruning-Multistory Cropping Understory	No	\$0.86
Douglas	660	Tree-Shrub Pruning	HU-Pruning-Multistory Cropping Understory	No	\$1.03
Douglas	660	Tree-Shrub Pruning	Pruning-MultiStory Cropping-Overstory	No	\$7.45

County	Code	Practice	Component	Units	Unit Cost
Douglas	660	Tree-Shrub Pruning	HU-Pruning-MultiStory Cropping-Overstory	No	\$8.94
Douglas	666	Forest Stand Improvement	Comprehensive Forest Stand Treatment with Mastication, All Slopes	Ac	\$2,139.39
Douglas	666	Forest Stand Improvement	HU-Comprehensive Forest Stand Treatment with Mastication, All Slopes	Ac	\$2,567.26
Douglas	666	Forest Stand Improvement	Intermediate Silvicultural Rx Using Ground Based Logging, Heavy Equipment all slopes	Ac	\$639.43
Douglas	666	Forest Stand Improvement	HU-Intermediate Silvicultural Rx Using Ground Based Logging, Heavy Equipment all slopes	Ac	\$767.32
Douglas	666	Forest Stand Improvement	Intermediate Silvicultural Treatment	Ac	\$513.43
Douglas	666	Forest Stand Improvement	HU-Intermediate Silvicultural Treatment	Ac	\$616.10
Douglas	666	Forest Stand Improvement	Pre-commercial Thinning - Hand tools	Ac	\$316.25
Douglas	666	Forest Stand Improvement	HU-Pre-commercial Thinning - Hand tools	Ac	\$379.50
Douglas	666	Forest Stand Improvement	Pre-Commercial Thinning, Mastication	Ac	\$502.50
Douglas	666	Forest Stand Improvement	HU-Pre-Commercial Thinning, Mastication	Ac	\$602.99
Douglas	666	Forest Stand Improvement	Timber Stand Improvement, Chemical, Ground	Ac	\$37.28
Douglas	666	Forest Stand Improvement	HU-Timber Stand Improvement, Chemical, Ground	Ac	\$44.74
Douglas	666	Forest Stand Improvement	Timber Stand Improvement, Single Stem Treatment	Ac	\$304.72
Douglas	666	Forest Stand Improvement	HU-Timber Stand Improvement, Single Stem Treatment	Ac	\$365.65
Douglas	670	Energy Efficient Lighting System	Dairy housing, Fixture (including LED) replacement	SqFt	\$0.30
Douglas	670	Energy Efficient Lighting System	HU-Dairy housing, Fixture (including LED) replacement	SqFt	\$0.36
Douglas	670	Energy Efficient Lighting System	Fixture (including LED) < 20 watts	No	\$19.86
Douglas	670	Energy Efficient Lighting System	HU-Fixture (including LED) < 20 watts	No	\$23.83
Douglas	670	Energy Efficient Lighting System	Fixture (including LED) >= 20 watts and < 40 watts	No	\$56.02
Douglas	670	Energy Efficient Lighting System	HU-Fixture (including LED) >= 20 watts and < 40 watts	No	\$67.23
Douglas	670	Energy Efficient Lighting System	Fixture (including LED) >= 40 watts and < 80 watts	No	\$112.05
Douglas	670	Energy Efficient Lighting System	HU-Fixture (including LED) >= 40 watts and < 80 watts	No	\$134.46
Douglas	670	Energy Efficient Lighting System	Fixture (including LED) >= 80 watts	No	\$203.13
Douglas	670	Energy Efficient Lighting System	HU-Fixture (including LED) >= 80 watts	No	\$243.75
Douglas	670	Energy Efficient Lighting System	General agricultural area, Fixture (including LED) replacement	SqFt	\$0.57

County	Code	Practice	Component	Units	Unit Cost
Douglas	670	Energy Efficient Lighting System	HU-General agricultural area, Fixture (including LED) replacement	SqFt	\$0.68
Douglas	670	Energy Efficient Lighting System	LED (using existing fixture) < 20 watts	No	\$10.17
Douglas	670	Energy Efficient Lighting System	HU-LED (using existing fixture) < 20 watts	No	\$12.21
Douglas	670	Energy Efficient Lighting System	LED (using existing fixture) >= 100 watts	No	\$88.73
Douglas	670	Energy Efficient Lighting System	HU-LED (using existing fixture) >= 100 watts	No	\$106.48
Douglas	670	Energy Efficient Lighting System	LED (using existing fixture) >= 20 watts and < 100 watts	No	\$37.39
Douglas	670	Energy Efficient Lighting System	HU-LED (using existing fixture) >= 20 watts and < 100 watts	No	\$44.88
Douglas	670	Energy Efficient Lighting System	LED Dimmer or Controller	No	\$391.27
Douglas	670	Energy Efficient Lighting System	HU-LED Dimmer or Controller	No	\$469.53
Douglas	670	Energy Efficient Lighting System	Poultry breeding, Fixture (including LED) replacement with new layout	SqFt	\$0.24
Douglas	670	Energy Efficient Lighting System	HU-Poultry breeding, Fixture (including LED) replacement with new layout	SqFt	\$0.29
Douglas	670	Energy Efficient Lighting System	Poultry house, Fixture (including LED) replacement	SqFt	\$0.12
Douglas	670	Energy Efficient Lighting System	HU-Poultry house, Fixture (including LED) replacement	SqFt	\$0.14
Douglas	670	Energy Efficient Lighting System	Poultry house, Fixture (including LED) replacement with new layout	SqFt	\$0.16
Douglas	670	Energy Efficient Lighting System	HU-Poultry house, Fixture (including LED) replacement with new layout	SqFt	\$0.19
Douglas	670	Energy Efficient Lighting System	Poultry house, Lamp replacement	SqFt	\$0.06
Douglas	670	Energy Efficient Lighting System	HU-Poultry house, Lamp replacement	SqFt	\$0.08
Douglas	670	Energy Efficient Lighting System	Specialty agricultural area, waterproof, Fixture (including LED) replacement	SqFt	\$0.83
Douglas	670	Energy Efficient Lighting System	HU-Specialty agricultural area, waterproof, Fixture (including LED) replacement	SqFt	\$1.00
Douglas	670	Energy Efficient Lighting System	Swine facility, Fixture (including LED) replacement	SqFt	\$0.20
Douglas	670	Energy Efficient Lighting System	HU-Swine facility, Fixture (including LED) replacement	SqFt	\$0.23
Douglas	672	Energy Efficient Building Envelope	Building Envelope - Attic Insulation	SqFt	\$0.75
Douglas	672	Energy Efficient Building Envelope	HU-Building Envelope - Attic Insulation	SqFt	\$0.90
Douglas	672	Energy Efficient Building Envelope	Building Envelope - Greenhouse Screens	SqFt	\$2.42
Douglas	672	Energy Efficient Building Envelope	HU-Building Envelope - Greenhouse Screens	SqFt	\$2.90
Douglas	672	Energy Efficient Building Envelope	Building Envelope - Sealant	Ft	\$1.46

County	Code	Practice	Component	Units	Unit Cost
Douglas	672	Energy Efficient Building Envelope	HU-Building Envelope - Sealant	Ft	\$1.75
Douglas	672	Energy Efficient Building Envelope	Building Envelope - Wall Insulation	SqFt	\$1.82
Douglas	672	Energy Efficient Building Envelope	HU-Building Envelope - Wall Insulation	SqFt	\$2.18
Douglas	672	Energy Efficient Building Envelope	Energy Efficient Glazing	SqFt	\$0.34
Douglas	672	Energy Efficient Building Envelope	HU-Energy Efficient Glazing	SqFt	\$0.40
Douglas	672	Energy Efficient Building Envelope	Greenhouse - Insulate Unglazed Walls	SqFt	\$0.30
Douglas	672	Energy Efficient Building Envelope	HU-Greenhouse - Insulate Unglazed Walls	SqFt	\$0.37
Douglas	810	Annual Forages for Grazing Systems	Annual forages mix	Ac	\$79.18
Douglas	810	Annual Forages for Grazing Systems	HU-Annual forages mix	Ac	\$95.01
Douglas	810	Annual Forages for Grazing Systems	Annual forages to Defer Grazing on Rangeland with FI	Ac	\$389.71
Douglas	810	Annual Forages for Grazing Systems	HU-Annual forages to Defer Grazing on Rangeland with FI	Ac	\$402.55
Douglas	810	Annual Forages for Grazing Systems	Annuals to Facilitate Renovation or Re-establishment	Ac	\$198.92
Douglas	810	Annual Forages for Grazing Systems	HU-Annuals to Facilitate Renovation or Re-establishment	Ac	\$238.70
Douglas	812	Raised Beds	Framed Raised Bed < 500 sq ft Contamination or Debris Sites only	SqFt	\$5.94
Douglas	812	Raised Beds	HU-Framed Raised Bed < 500 sq ft Contamination or Debris Sites only	SqFt	\$7.12
Douglas	812	Raised Beds	Framed Raised Bed greater than or equal to 500 sq ft Contamination or Debris Sites only	SqFt	\$3.39
Douglas	812	Raised Beds	HU-Framed Raised Bed greater than or equal to 500 sq ft Contamination or Debris Sites only	SqFt	\$4.07
Douglas	812	Raised Beds	Framed Raised Bed Small Lot Contamination or Debris Sites only	SqFt	\$11.39
Douglas	812	Raised Beds	HU-Framed Raised Bed Small Lot Contamination or Debris Sites only	SqFt	\$13.67
Douglas	812	Raised Beds	Unframed Raised Bed field size < 0.10 acres Contamination or Debris Sites only	SqFt	\$4.01
Douglas	812	Raised Beds	HU-Unframed Raised Bed field size < 0.10 acres Contamination or Debris Sites only	SqFt	\$4.81
Douglas	812	Raised Beds	Unframed Raised Bedfield size < 0.5 acres Contamination or Debris Sites only	SqFt	\$2.77
Douglas	812	Raised Beds	HU-Unframed Raised Bedfield size < 0.5 acres Contamination or Debris Sites only	SqFt	\$3.33
Douglas	821	Low Tunnel Systems	Low tunnel < 1000 square feet- Year 1	SqFt	\$4.74

County	Code	Practice	Component	Units	Unit Cost
Douglas	821	Low Tunnel Systems	HU-Low tunnel < 1000 square feet- Year 1	SqFt	\$5.69
Douglas	821	Low Tunnel Systems	Low tunnel 1000-5000 square feet, Year 1	SqFt	\$1.28
Douglas	821	Low Tunnel Systems	HU-Low tunnel 1000-5000 square feet, Year 1	SqFt	\$1.54
Douglas	821	Low Tunnel Systems	Low tunnel management- Year 2-3	SqFt	\$0.44
Douglas	821	Low Tunnel Systems	HU-Low tunnel management- Year 2-3	SqFt	\$0.53
Douglas	823	Organic Management	Certified Organic	Ac	\$87.48
Douglas	823	Organic Management	HU-Certified Organic	Ac	\$104.97
Douglas	823	Organic Management	Complex Crops and Livestock	Ac	\$350.30
Douglas	823	Organic Management	HU-Complex Crops and Livestock	Ac	\$420.37
Douglas	823	Organic Management	Complex Crops and Livestock FI	Ac	\$561.93
Douglas	823	Organic Management	HU-Complex Crops and Livestock FI	Ac	\$631.99
Douglas	823	Organic Management	Complex Crops FI	Ac	\$466.35
Douglas	823	Organic Management	HU-Complex Crops FI	Ac	\$517.29
Douglas	823	Organic Management	Complex Crops Only	Ac	\$254.72
Douglas	823	Organic Management	HU-Complex Crops Only	Ac	\$305.67
Douglas	823	Organic Management	Irrigated Pasture for Livestock	Ac	\$132.36
Douglas	823	Organic Management	HU-Irrigated Pasture for Livestock	Ac	\$158.82
Douglas	823	Organic Management	Simple Crops and Livestock	Ac	\$296.13
Douglas	823	Organic Management	HU-Simple Crops and Livestock	Ac	\$355.36
Douglas	823	Organic Management	Simple Crops and Livestock FI	Ac	\$326.08
Douglas	823	Organic Management	HU-Simple Crops and Livestock FI	Ac	\$385.31
Douglas	823	Organic Management	Simple Crops Large Acreage	Ac	\$74.25
Douglas	823	Organic Management	HU-Simple Crops Large Acreage	Ac	\$89.11
Douglas	823	Organic Management	Simple Crops Large Acreage FI	Ac	\$104.20
Douglas	823	Organic Management	HU-Simple Crops Large Acreage FI	Ac	\$119.06
Douglas	823	Organic Management	Simple Crops Only	Ac	\$221.95
Douglas	823	Organic Management	HU-Simple Crops Only	Ac	\$266.34

County	Code	Practice	Component	Units	Unit Cost
Douglas	823	Organic Management	Simple Crops Only FI	Ac	\$251.90
Douglas	823	Organic Management	HU-Simple Crops Only FI	Ac	\$296.29
Douglas	823	Organic Management	Small Scale	Ac	\$1,749.34
Douglas	823	Organic Management	HU-Small Scale	Ac	\$2,099.20
Douglas	823	Organic Management	Small Scale FI	Ac	\$1,983.59
Douglas	823	Organic Management	HU-Small Scale FI	Ac	\$2,333.46
Douglas	911	TA Design	TSPR-313 - Buried Concrete Tank	No	\$22,401.93
Douglas	911	TA Design	TSPR-313 - Buried Concrete Tank, Greater Than 110,000 Cubic Feet	No	\$12,580.24
Douglas	911	TA Design	TSPR-313 - Composted Bedded Pack, Concrete Floor and Walls	No	\$6,563.61
Douglas	911	TA Design	TSPR-313 - Composted Bedded Pack, Earthen Floor and Wood Walls	No	\$3,719.38
Douglas	911	TA Design	TSPR-313 - Dry Stack with Concrete Floor and Walls	No	\$7,876.33
Douglas	911	TA Design	TSPR-313 - Pond	No	\$16,627.80
Douglas	911	TA Design	TSPR-367 - Hoop Structure Roof	No	\$5,094.58
Douglas	911	TA Design	TSPR-367 - Timber or Steel Sheet Roof	No	\$5,094.58
Douglas	911	TA Design	TSPR-441 - SDI (Subsurface Drip Irrigation)	Ac	\$109.39
Douglas	911	TA Design	TSPR-520 - Use On-Site Material	CuYd	\$1.36
Douglas	911	TA Design	TSPR-521 - Flexible Membrane - Uncovered with liner drainage or venting	No	\$4,156.95
Douglas	911	TA Design	TSPR-533 - Livestock, Manure Transfer	No	\$765.75
Douglas	911	TA Design	TSPR-632 - Concrete Settling Structure with picket screen outlet	No	\$3,938.16
Douglas	911	TA Design	TSPR-632 - Concrete Settling Structure with pipe outlet	No	\$13,236.61
Douglas	911	TA Design	TSPR-634 - Gravity flow	Ft	\$5.11
Douglas	911	TA Design	TSPR-634 - Pressure flow, less than or equal to 6 inch diameter conduit	Ft	\$2.52
Douglas	912	TA Application	TSPR-313 - Buried Concrete Tank	No	\$5,649.18
Douglas	912	TA Application	TSPR-313 - Buried Concrete Tank, Greater Than 110,000 Cubic Feet	No	\$3,172.41
Douglas	912	TA Application	TSPR-313 - Composted Bedded Pack, Concrete Floor and Walls	No	\$4,375.74
Douglas	912	TA Application	TSPR-313 - Composted Bedded Pack, Earthen Floor and Wood Walls	No	\$2,625.44
Douglas	912	TA Application	TSPR-313 - Dry Stack with Concrete Floor and Walls	No	\$5,360.28

County	Code	Practice	Component	Units	Unit Cost
Douglas	912	TA Application	TSPR-313 - Pond	No	\$5,360.28
Douglas	912	TA Application	TSPR-367 - Hoop Structure Roof	No	\$2,498.68
Douglas	912	TA Application	TSPR-367 - Timber or Steel Sheet Roof	No	\$1,998.94
Douglas	912	TA Application	TSPR-441 - SDI (Subsurface Drip Irrigation)	Ac	\$47.40
Douglas	912	TA Application	TSPR-520 - Use On-Site Material	CuYd	\$0.95
Douglas	912	TA Application	TSPR-521 - Flexible Membrane - Uncovered with liner drainage or venting	No	\$4,047.56
Douglas	912	TA Application	TSPR-632 - Concrete Settling Structure with picket screen outlet	No	\$2,844.23
Douglas	912	TA Application	TSPR-632 - Concrete Settling Structure with pipe outlet	No	\$10,939.34
Douglas	912	TA Application	TSPR-634 - Gravity flow	Ft	\$2.92
Douglas	912	TA Application	TSPR-634 - Pressure flow, less than or equal to 6 inch diameter conduit	Ft	\$0.75
Douglas	913	TA Check-Out	TSPR-313 - Buried Concrete Tank	No	\$7,597.18
Douglas	913	TA Check-Out	TSPR-313 - Buried Concrete Tank, Greater Than 110,000 Cubic Feet	No	\$4,266.34
Douglas	913	TA Check-Out	TSPR-313 - Composted Bedded Pack, Concrete Floor and Walls	No	\$3,500.59
Douglas	913	TA Check-Out	TSPR-313 - Composted Bedded Pack, Earthen Floor and Wood Walls	No	\$1,750.30
Douglas	913	TA Check-Out	TSPR-313 - Dry Stack with Concrete Floor and Walls	No	\$3,938.16
Douglas	913	TA Check-Out	TSPR-313 - Pond	No	\$3,719.38
Douglas	913	TA Check-Out	TSPR-367 - Hoop Structure Roof	No	\$829.29
Douglas	913	TA Check-Out	TSPR-367 - Timber or Steel Sheet Roof	No	\$829.29
Douglas	913	TA Check-Out	TSPR-441 - SDI (Subsurface Drip Irrigation)	Ac	\$16.41
Douglas	913	TA Check-Out	TSPR-520 - Use On-Site Material	CuYd	\$0.20
Douglas	913	TA Check-Out	TSPR-521 - Flexible Membrane - Uncovered with liner drainage or venting	No	\$437.57
Douglas	913	TA Check-Out	TSPR-533 - Livestock, Manure Transfer	No	\$328.18
Douglas	913	TA Check-Out	TSPR-632 - Concrete Settling Structure with picket screen outlet	No	\$656.36
Douglas	913	TA Check-Out	TSPR-632 - Concrete Settling Structure with pipe outlet	No	\$656.36
Douglas	913	TA Check-Out	TSPR-634 - Gravity flow	Ft	\$3.65
Douglas	913	TA Check-Out	TSPR-634 - Pressure flow, less than or equal to 6 inch diameter conduit	Ft	\$0.52

County	Code	Practice	Component	Units	Unit Cost
Sarpy	101	CNMP Design and Implementation Activity	All Livestock Operations, 301 to 700 Animal Units	No	\$4,497.10
Sarpy	101	CNMP Design and Implementation Activity	HU-All Livestock Operations, 301 to 700 Animal Units	No	\$5,396.52
Sarpy	101	CNMP Design and Implementation Activity	All Livestock Operations, Greater Than 700 Animal Units	No	\$7,049.99
Sarpy	101	CNMP Design and Implementation Activity	HU-All Livestock Operations, Greater Than 700 Animal Units	No	\$8,459.98
Sarpy	101	CNMP Design and Implementation Activity	All Livestock Operations, Less Than or Equal to 300 Animal Units	No	\$5,032.28
Sarpy	101	CNMP Design and Implementation Activity	HU-All Livestock Operations, Less Than or Equal to 300 Animal Units	No	\$6,038.73
Sarpy	101	CNMP Design and Implementation Activity	All Livestock Operations, No Land Application	No	\$845.91
Sarpy	101	CNMP Design and Implementation Activity	HU-All Livestock Operations, No Land Application	No	\$1,015.09
Sarpy	101	CNMP Design and Implementation Activity	CNMP Revision	No	\$3,687.15
Sarpy	101	CNMP Design and Implementation Activity	HU-CNMP Revision	No	\$4,424.58
Sarpy	102	Comprehensive Nutrient Management Plan	Dairy Operations, 301 to 700 Animal Units	No	\$5,205.85
Sarpy	102	Comprehensive Nutrient Management Plan	HU-Dairy Operations, 301 to 700 Animal Units	No	\$6,247.01
Sarpy	102	Comprehensive Nutrient Management Plan	Dairy Operations, Greater Than 700 Animal Units	No	\$6,506.47
Sarpy	102	Comprehensive Nutrient Management Plan	HU-Dairy Operations, Greater Than 700 Animal Units	No	\$7,807.76
Sarpy	102	Comprehensive Nutrient Management Plan	Dairy Operations, Less Than or Equal to 300 Animal Units	No	\$4,231.23
Sarpy	102	Comprehensive Nutrient Management Plan	HU-Dairy Operations, Less Than or Equal to 300 Animal Units	No	\$5,077.48
Sarpy	102	Comprehensive Nutrient Management Plan	Dairy Operations, No Land Application	No	\$4,426.83
Sarpy	102	Comprehensive Nutrient Management Plan	HU-Dairy Operations, No Land Application	No	\$5,312.20
Sarpy	102	Comprehensive Nutrient Management Plan	Non-Dairy Livestock Operations, 301 to 700 Animal Units	No	\$4,558.92
Sarpy	102	Comprehensive Nutrient Management Plan	HU-Non-Dairy Livestock Operations, 301 to 700 Animal Units	No	\$5,470.70
Sarpy	102	Comprehensive Nutrient Management Plan	Non-Dairy Livestock Operations, Less Than or Equal to 300 Animal Units	No	\$3,452.22
Sarpy	102	Comprehensive Nutrient Management Plan	HU-Non-Dairy Livestock Operations, Less Than or Equal to 300 Animal Units	No	\$4,142.65
Sarpy	102	Comprehensive Nutrient Management Plan	Non-Dairy Livestock Operations, No Land Application	No	\$2,735.01
Sarpy	102	Comprehensive Nutrient Management Plan	HU-Non-Dairy Livestock Operations, No Land Application	No	\$3,282.02
Sarpy	102	Comprehensive Nutrient Management Plan	Non-Dairy Operations, Greater Than 700 Animal Units	No	\$5,859.54
Sarpy	102	Comprehensive Nutrient Management Plan	HU-Non-Dairy Operations, Greater Than 700 Animal Units	No	\$7,031.44
Sarpy	106	Forest Management Plan	Nonindustrial Private Forest, 101 to 250 Acres	No	\$2,956.25

County	Code	Practice	Component	Units	Unit Cost
Sarpy	106	Forest Management Plan	HU-Nonindustrial Private Forest, 101 to 250 Acres	No	\$3,547.50
Sarpy	106	Forest Management Plan	Nonindustrial Private Forest, 21 to 100 Acres	No	\$1,799.46
Sarpy	106	Forest Management Plan	HU-Nonindustrial Private Forest, 21 to 100 Acres	No	\$2,159.35
Sarpy	106	Forest Management Plan	Nonindustrial Private Forest, 251 to 500 Acres	No	\$4,370.11
Sarpy	106	Forest Management Plan	HU-Nonindustrial Private Forest, 251 to 500 Acres	No	\$5,244.14
Sarpy	106	Forest Management Plan	Nonindustrial Private Forest, 501 to 1,000 Acres	No	\$5,334.11
Sarpy	106	Forest Management Plan	HU-Nonindustrial Private Forest, 501 to 1,000 Acres	No	\$6,400.94
Sarpy	106	Forest Management Plan	Nonindustrial Private Forest, Greater Than 1,000 Acres	No	\$6,940.78
Sarpy	106	Forest Management Plan	HU-Nonindustrial Private Forest, Greater Than 1,000 Acres	No	\$8,328.93
Sarpy	106	Forest Management Plan	Nonindustrial Private Forest, Less Than or Equal to 20 Acres	No	\$1,221.06
Sarpy	106	Forest Management Plan	HU-Nonindustrial Private Forest, Less Than or Equal to 20 Acres	No	\$1,465.27
Sarpy	110	Grazing Management Plan	Grazed Lands, 1,501 to 5,000 Acres	No	\$3,335.83
Sarpy	110	Grazing Management Plan	HU-Grazed Lands, 1,501 to 5,000 Acres	No	\$4,002.99
Sarpy	110	Grazing Management Plan	Grazed Lands, 101 to 500 Acres	No	\$2,382.73
Sarpy	110	Grazing Management Plan	HU-Grazed Lands, 101 to 500 Acres	No	\$2,859.28
Sarpy	110	Grazing Management Plan	Grazed Lands, 5,001 to 10,000 Acres	No	\$3,812.37
Sarpy	110	Grazing Management Plan	HU-Grazed Lands, 5,001 to 10,000 Acres	No	\$4,574.84
Sarpy	110	Grazing Management Plan	Grazed Lands, 501 to 1,500 Acres	No	\$2,859.28
Sarpy	110	Grazing Management Plan	HU-Grazed Lands, 501 to 1,500 Acres	No	\$3,431.13
Sarpy	110	Grazing Management Plan	Grazed Lands, Greater Than 10,000 Acres	No	\$4,288.91
Sarpy	110	Grazing Management Plan	HU-Grazed Lands, Greater Than 10,000 Acres	No	\$5,146.69
Sarpy	110	Grazing Management Plan	Grazed Lands, Less Than or Equal to 100 Acres	No	\$1,906.18
Sarpy	110	Grazing Management Plan	HU-Grazed Lands, Less Than or Equal to 100 Acres	No	\$2,287.43
Sarpy	116	Soil Health Management Plan	Crops and Livestock Soil Health Management, Greater Than or Equal to Five Units	No	\$1,955.99
Sarpy	116	Soil Health Management Plan	HU-Crops and Livestock Soil Health Management, Greater Than or Equal to Five Units	No	\$2,347.20
Sarpy	116	Soil Health Management Plan	Crops and Livestock Soil Health Management, Less Than Five Units	No	\$1,564.80

County	Code	Practice	Component	Units	Unit Cost
Sarpy	116	Soil Health Management Plan	HU-Crops and Livestock Soil Health Management, Less Than Five Units	No	\$1,877.76
Sarpy	116	Soil Health Management Plan	Crops Soil Health Management, Greater Than or Equal to Five Units	No	\$1,825.60
Sarpy	116	Soil Health Management Plan	HU-Crops Soil Health Management, Greater Than or Equal to Five Units	No	\$2,190.71
Sarpy	116	Soil Health Management Plan	Crops Soil Health Management, Less Than Five Units	No	\$1,434.40
Sarpy	116	Soil Health Management Plan	HU-Crops Soil Health Management, Less Than Five Units	No	\$1,721.27
Sarpy	116	Soil Health Management Plan	Organic Crops and Livestock Soil Health Management, Greater Than or Equal to Five Units	No	\$2,347.20
Sarpy	116	Soil Health Management Plan	HU-Organic Crops and Livestock Soil Health Management, Greater Than or Equal to Five Units	No	\$2,816.64
Sarpy	116	Soil Health Management Plan	Organic Crops and Livestock Soil Health Management, Less Than Five Units	No	\$2,216.79
Sarpy	116	Soil Health Management Plan	HU-Organic Crops and Livestock Soil Health Management, Less Than Five Units	No	\$2,660.15
Sarpy	116	Soil Health Management Plan	Organic Crops Soil Health Management, Greater Than or Equal to Five Units	No	\$2,086.40
Sarpy	116	Soil Health Management Plan	HU-Organic Crops Soil Health Management, Greater Than or Equal to Five Units	No	\$2,503.68
Sarpy	116	Soil Health Management Plan	Organic Crops Soil Health Management, Less Than Five Units	No	\$1,695.20
Sarpy	116	Soil Health Management Plan	HU-Organic Crops Soil Health Management, Less Than Five Units	No	\$2,034.24
Sarpy	116	Soil Health Management Plan	Small Farm, Less Than or Equal to 10 Acres	No	\$1,304.00
Sarpy	116	Soil Health Management Plan	HU-Small Farm, Less Than or Equal to 10 Acres	No	\$1,564.80
Sarpy	120	Agricultural Energy Design	High Complexity, Four to Five Designs	No	\$7,134.63
Sarpy	120	Agricultural Energy Design	HU-High Complexity, Four to Five Designs	No	\$8,561.56
Sarpy	120	Agricultural Energy Design	High Complexity, Greater Than or Equal to Six Designs	No	\$8,394.05
Sarpy	120	Agricultural Energy Design	HU-High Complexity, Greater Than or Equal to Six Designs	No	\$10,072.87
Sarpy	120	Agricultural Energy Design	High Complexity, One Design	No	\$4,615.79
Sarpy	120	Agricultural Energy Design	HU-High Complexity, One Design	No	\$5,538.96
Sarpy	120	Agricultural Energy Design	High Complexity, Two to Three Designs	No	\$5,875.21
Sarpy	120	Agricultural Energy Design	HU-High Complexity, Two to Three Designs	No	\$7,050.26
Sarpy	120	Agricultural Energy Design	Low Complexity, Four to Five Designs	No	\$4,837.30

County	Code	Practice	Component	Units	Unit Cost
Sarpy	120	Agricultural Energy Design	HU-Low Complexity, Four to Five Designs	No	\$5,804.75
Sarpy	120	Agricultural Energy Design	Low Complexity, Greater Than or Equal to Six Designs	No	\$6,096.72
Sarpy	120	Agricultural Energy Design	HU-Low Complexity, Greater Than or Equal to Six Designs	No	\$7,316.06
Sarpy	120	Agricultural Energy Design	Low Complexity, One Design	No	\$2,318.46
Sarpy	120	Agricultural Energy Design	HU-Low Complexity, One Design	No	\$2,782.14
Sarpy	120	Agricultural Energy Design	Low Complexity, Two to Three Designs	No	\$3,577.88
Sarpy	120	Agricultural Energy Design	HU-Low Complexity, Two to Three Designs	No	\$4,293.45
Sarpy	120	Agricultural Energy Design	Medium Complexity, Four to Five Designs	No	\$5,985.97
Sarpy	120	Agricultural Energy Design	HU-Medium Complexity, Four to Five Designs	No	\$7,183.16
Sarpy	120	Agricultural Energy Design	Medium Complexity, Greater Than or Equal to Six Designs	No	\$7,245.39
Sarpy	120	Agricultural Energy Design	HU-Medium Complexity, Greater Than or Equal to Six Designs	No	\$8,694.46
Sarpy	120	Agricultural Energy Design	Medium Complexity, One Design	No	\$3,467.12
Sarpy	120	Agricultural Energy Design	HU-Medium Complexity, One Design	No	\$4,160.55
Sarpy	120	Agricultural Energy Design	Medium Complexity, Two to Three Designs	No	\$4,726.55
Sarpy	120	Agricultural Energy Design	HU-Medium Complexity, Two to Three Designs	No	\$5,671.85
Sarpy	138	Conservation Plan Supporting Organic Transition	Supporting Organic Transition for Crops and Livestock	No	\$4,889.99
Sarpy	138	Conservation Plan Supporting Organic Transition	HU-Supporting Organic Transition for Crops and Livestock	No	\$5,867.99
Sarpy	138	Conservation Plan Supporting Organic Transition	Transition to Organic for Crop and Livestock, High Complexity	No	\$7,163.53
Sarpy	138	Conservation Plan Supporting Organic Transition	HU-Transition to Organic for Crop and Livestock, High Complexity	No	\$8,596.24
Sarpy	138	Conservation Plan Supporting Organic Transition	Transition to Organic for Crop and Livestock, Low Complexity	No	\$4,889.99
Sarpy	138	Conservation Plan Supporting Organic Transition	HU-Transition to Organic for Crop and Livestock, Low Complexity	No	\$5,867.99
Sarpy	138	Conservation Plan Supporting Organic Transition	Transition to Organic for Crop, High Complexity	No	\$4,889.99
Sarpy	138	Conservation Plan Supporting Organic Transition	HU-Transition to Organic for Crop, High Complexity	No	\$5,867.99
Sarpy	138	Conservation Plan Supporting Organic Transition	Transition to Organic for Crop, Low Complexity	No	\$4,237.99
Sarpy	138	Conservation Plan Supporting Organic Transition	HU-Transition to Organic for Crop, Low Complexity	No	\$5,085.60
Sarpy	138	Conservation Plan Supporting Organic Transition	Transition to Organic for Livestock, High Complexity	No	\$6,837.53
Sarpy	138	Conservation Plan Supporting Organic Transition	HU-Transition to Organic for Livestock, High Complexity	No	\$8,205.04

County	Code	Practice	Component	Units	Unit Cost
Sarpy	138	Conservation Plan Supporting Organic Transition	Transition to Organic for Livestock, Low Complexity	No	\$4,563.99
Sarpy	138	Conservation Plan Supporting Organic Transition	HU-Transition to Organic for Livestock, Low Complexity	No	\$5,476.79
Sarpy	140	Transition to Organic Design	High Complexity Conservation Practices, Greater Than or Equal to Five	No	\$12,465.61
Sarpy	140	Transition to Organic Design	HU-High Complexity Conservation Practices, Greater Than or Equal to Five	No	\$14,958.73
Sarpy	140	Transition to Organic Design	High Complexity Conservation Practices, One to Four	No	\$9,671.58
Sarpy	140	Transition to Organic Design	HU-High Complexity Conservation Practices, One to Four	No	\$11,605.90
Sarpy	140	Transition to Organic Design	Low Complexity Conservation Practices, Greater Than or Equal to Five	No	\$7,475.07
Sarpy	140	Transition to Organic Design	HU-Low Complexity Conservation Practices, Greater Than or Equal to Five	No	\$8,970.09
Sarpy	140	Transition to Organic Design	Low Complexity Conservation Practices, One to Four	No	\$3,763.52
Sarpy	140	Transition to Organic Design	HU-Low Complexity Conservation Practices, One to Four	No	\$4,516.23
Sarpy	144	Fish and Wildlife Habitat Design	Habitat Design, One Land Use	No	\$2,486.03
Sarpy	144	Fish and Wildlife Habitat Design	HU-Habitat Design, One Land Use	No	\$2,983.23
Sarpy	144	Fish and Wildlife Habitat Design	Habitat Design, Three or More Land Uses	No	\$3,590.93
Sarpy	144	Fish and Wildlife Habitat Design	HU-Habitat Design, Three or More Land Uses	No	\$4,309.12
Sarpy	144	Fish and Wildlife Habitat Design	Habitat Design, Two Land Uses	No	\$3,038.48
Sarpy	144	Fish and Wildlife Habitat Design	HU-Habitat Design, Two Land Uses	No	\$3,646.17
Sarpy	148	Pollinator Habitat Design	Pollinator Habitat	No	\$2,900.36
Sarpy	148	Pollinator Habitat Design	HU-Pollinator Habitat	No	\$3,480.44
Sarpy	148	Pollinator Habitat Design	Pollinator Habitat, No Local TSP	No	\$4,212.44
Sarpy	148	Pollinator Habitat Design	HU-Pollinator Habitat, No Local TSP	No	\$5,054.93
Sarpy	157	Nutrient Management Design and Implementation Activity	Nutrient Management, 101 to 300 Acres and No Manure	No	\$3,362.84
Sarpy	157	Nutrient Management Design and Implementation Activity	HU-Nutrient Management, 101 to 300 Acres and No Manure	No	\$4,035.41
Sarpy	157	Nutrient Management Design and Implementation Activity	Nutrient Management, 101 to 300 Acres Fertilizer and Manure	No	\$5,884.96
Sarpy	157	Nutrient Management Design and Implementation Activity	HU-Nutrient Management, 101 to 300 Acres Fertilizer and Manure	No	\$7,061.96

County	Code	Practice	Component	Units	Unit Cost
Sarpy	157	Nutrient Management Design and Implementation Activity	Nutrient Management, Greater Than 300 Acres and No Manure	No	\$4,203.55
Sarpy	157	Nutrient Management Design and Implementation Activity	HU-Nutrient Management, Greater Than 300 Acres and No Manure	No	\$5,044.26
Sarpy	157	Nutrient Management Design and Implementation Activity	Nutrient Management, Greater Than 300 Acres Fertilizer and Manure	No	\$7,146.03
Sarpy	157	Nutrient Management Design and Implementation Activity	HU-Nutrient Management, Greater Than 300 Acres Fertilizer and Manure	No	\$8,575.24
Sarpy	157	Nutrient Management Design and Implementation Activity	Nutrient Management, Less Than or Equal to 100 Acres and No Manure	No	\$2,522.12
Sarpy	157	Nutrient Management Design and Implementation Activity	HU-Nutrient Management, Less Than or Equal to 100 Acres and No Manure	No	\$3,026.55
Sarpy	157	Nutrient Management Design and Implementation Activity	Nutrient Management, Less Than or Equal to 100 Acres Fertilizer and Manure	No	\$4,203.55
Sarpy	157	Nutrient Management Design and Implementation Activity	HU-Nutrient Management, Less Than or Equal to 100 Acres Fertilizer and Manure	No	\$5,044.26
Sarpy	158	Feed Management Design	Feed Management Plan	No	\$3,362.84
Sarpy	158	Feed Management Design	HU-Feed Management Plan	No	\$4,035.41
Sarpy	159	Grazing Management Design	Grazed Lands, 1,501 to 5,000 Acres	No	\$2,223.88
Sarpy	159	Grazing Management Design	HU-Grazed Lands, 1,501 to 5,000 Acres	No	\$2,668.66
Sarpy	159	Grazing Management Design	Grazed Lands, 101 to 500 Acres	No	\$1,588.48
Sarpy	159	Grazing Management Design	HU-Grazed Lands, 101 to 500 Acres	No	\$1,906.18
Sarpy	159	Grazing Management Design	Grazed Lands, 5,001 to 10,000 Acres	No	\$2,541.58
Sarpy	159	Grazing Management Design	HU-Grazed Lands, 5,001 to 10,000 Acres	No	\$3,049.90
Sarpy	159	Grazing Management Design	Grazed Lands, 501 to 1,500 Acres	No	\$1,906.18
Sarpy	159	Grazing Management Design	HU-Grazed Lands, 501 to 1,500 Acres	No	\$2,287.43
Sarpy	159	Grazing Management Design	Grazed Lands, Greater Than 10,000 Acres	No	\$2,859.28
Sarpy	159	Grazing Management Design	HU-Grazed Lands, Greater Than 10,000 Acres	No	\$3,431.13
Sarpy	159	Grazing Management Design	Grazed Lands, Less Than or Equal to 100 Acres	No	\$1,270.79
Sarpy	159	Grazing Management Design	HU-Grazed Lands, Less Than or Equal to 100 Acres	No	\$1,524.95

County	Code	Practice	Component	Units	Unit Cost
Sarpy	160	Prescribed Burning Design	Burn Implementation, 101 to 250 Acres	No	\$1,606.66
Sarpy	160	Prescribed Burning Design	HU-Burn Implementation, 101 to 250 Acres	No	\$1,927.99
Sarpy	160	Prescribed Burning Design	Burn Implementation, 21 to 100 Acres	No	\$1,285.33
Sarpy	160	Prescribed Burning Design	HU-Burn Implementation, 21 to 100 Acres	No	\$1,542.39
Sarpy	160	Prescribed Burning Design	Burn Implementation, 251 to 500 Acres	No	\$1,927.99
Sarpy	160	Prescribed Burning Design	HU-Burn Implementation, 251 to 500 Acres	No	\$2,313.60
Sarpy	160	Prescribed Burning Design	Burn Implementation, 501 to 1,000 Acres	No	\$2,570.65
Sarpy	160	Prescribed Burning Design	HU-Burn Implementation, 501 to 1,000 Acres	No	\$3,084.79
Sarpy	160	Prescribed Burning Design	Burn Implementation, Greater Than 1,000 Acres	No	\$3,855.99
Sarpy	160	Prescribed Burning Design	HU-Burn Implementation, Greater Than 1,000 Acres	No	\$4,627.18
Sarpy	160	Prescribed Burning Design	Burn Implementation, Less Than or Equal to 20 Acres	No	\$964.00
Sarpy	160	Prescribed Burning Design	HU-Burn Implementation, Less Than or Equal to 20 Acres	No	\$1,156.79
Sarpy	161	Pest Management Conservation System Design	High Complexity Conservation Practices, Greater Than or Equal to Five	No	\$6,454.48
Sarpy	161	Pest Management Conservation System Design	HU-High Complexity Conservation Practices, Greater Than or Equal to Five	No	\$7,745.38
Sarpy	161	Pest Management Conservation System Design	High Complexity Conservation Practices, One to Four	No	\$5,234.33
Sarpy	161	Pest Management Conservation System Design	HU-High Complexity Conservation Practices, One to Four	No	\$6,281.19
Sarpy	161	Pest Management Conservation System Design	Low Complexity Conservation Practices, Greater Than or Equal to Five	No	\$3,686.44
Sarpy	161	Pest Management Conservation System Design	HU-Low Complexity Conservation Practices, Greater Than or Equal to Five	No	\$4,423.73
Sarpy	161	Pest Management Conservation System Design	Low Complexity Conservation Practices, One to Four	No	\$2,466.29
Sarpy	161	Pest Management Conservation System Design	HU-Low Complexity Conservation Practices, One to Four	No	\$2,959.55
Sarpy	162	Soil Health Management System Design	Crops and Livestock Soil Health Management, Greater Than or Equal to Five Units	No	\$4,203.55
Sarpy	162	Soil Health Management System Design	HU-Crops and Livestock Soil Health Management, Greater Than or Equal to Five Units	No	\$5,044.26
Sarpy	162	Soil Health Management System Design	Crops and Livestock Soil Health Management, Less Than Five Units	No	\$3,362.84
Sarpy	162	Soil Health Management System Design	HU-Crops and Livestock Soil Health Management, Less Than Five Units	No	\$4,035.41
Sarpy	162	Soil Health Management System Design	Crops Soil Health Management, Greater Than or Equal to Five Units	No	\$3,867.26
Sarpy	162	Soil Health Management System Design	HU-Crops Soil Health Management, Greater Than or Equal to Five Units	No	\$4,640.71

County	Code	Practice	Component	Units	Unit Cost
Sarpy	162	Soil Health Management System Design	Crops Soil Health Management, Less Than Five Units	No	\$3,194.69
Sarpy	162	Soil Health Management System Design	HU-Crops Soil Health Management, Less Than Five Units	No	\$3,833.63
Sarpy	162	Soil Health Management System Design	Organic Crops and Livestock Soil Health Management, Greater Than or Equal to Five Units	No	\$6,725.67
Sarpy	162	Soil Health Management System Design	HU-Organic Crops and Livestock Soil Health Management, Greater Than or Equal to Five Units	No	\$8,070.81
Sarpy	162	Soil Health Management System Design	Organic Crops and Livestock Soil Health Management, Less Than Five Units	No	\$5,380.53
Sarpy	162	Soil Health Management System Design	HU-Organic Crops and Livestock Soil Health Management, Less Than Five Units	No	\$6,456.64
Sarpy	162	Soil Health Management System Design	Organic Crops Soil Health Management, Greater Than or Equal to Five Units	No	\$5,044.26
Sarpy	162	Soil Health Management System Design	HU-Organic Crops Soil Health Management, Greater Than or Equal to Five Units	No	\$6,053.10
Sarpy	162	Soil Health Management System Design	Organic Crops Soil Health Management, Less Than Five Units	No	\$3,699.12
Sarpy	162	Soil Health Management System Design	HU-Organic Crops Soil Health Management, Less Than Five Units	No	\$4,438.95
Sarpy	162	Soil Health Management System Design	Small Farm, Less Than or Equal to 10 Acres	No	\$2,522.12
Sarpy	162	Soil Health Management System Design	HU-Small Farm, Less Than or Equal to 10 Acres	No	\$3,026.55
Sarpy	163	Irrigation Water Management Design	Designs with Pump Test, Greater Than or Equal to Three	No	\$10,051.64
Sarpy	163	Irrigation Water Management Design	HU-Designs with Pump Test, Greater Than or Equal to Three	No	\$12,061.97
Sarpy	163	Irrigation Water Management Design	Designs with Pump Test, One to Two	No	\$6,336.05
Sarpy	163	Irrigation Water Management Design	HU-Designs with Pump Test, One to Two	No	\$7,603.25
Sarpy	163	Irrigation Water Management Design	Designs without Pump Test, Greater Than or Equal to Three	No	\$8,674.15
Sarpy	163	Irrigation Water Management Design	HU-Designs without Pump Test, Greater Than or Equal to Three	No	\$10,408.98
Sarpy	163	Irrigation Water Management Design	Designs without Pump Test, One to Two	No	\$5,323.00
Sarpy	163	Irrigation Water Management Design	HU-Designs without Pump Test, One to Two	No	\$6,387.59
Sarpy	164	Improved Management of Drainage Water Design	Designs with No Tile Map, Greater Than or Equal to Three	No	\$8,896.29
Sarpy	164	Improved Management of Drainage Water Design	HU-Designs with No Tile Map, Greater Than or Equal to Three	No	\$10,675.55
Sarpy	164	Improved Management of Drainage Water Design	Designs with No Tile Map, One to Two	No	\$7,077.43
Sarpy	164	Improved Management of Drainage Water Design	HU-Designs with No Tile Map, One to Two	No	\$8,492.92

County	Code	Practice	Component	Units	Unit Cost
Sarpy	164	Improved Management of Drainage Water Design	Designs with Tile Map, Greater Than or Equal to Three	No	\$8,167.43
Sarpy	164	Improved Management of Drainage Water Design	HU-Designs with Tile Map, Greater Than or Equal to Three	No	\$9,800.91
Sarpy	164	Improved Management of Drainage Water Design	Designs with Tile Map, One to Two	No	\$5,195.98
Sarpy	164	Improved Management of Drainage Water Design	HU-Designs with Tile Map, One to Two	No	\$6,235.17
Sarpy	165	Forest Management Practice Design	Nonindustrial Private Forest, 101 to 250 Acres	No	\$771.20
Sarpy	165	Forest Management Practice Design	HU-Nonindustrial Private Forest, 101 to 250 Acres	No	\$925.44
Sarpy	165	Forest Management Practice Design	Nonindustrial Private Forest, 21 to 100 Acres	No	\$514.13
Sarpy	165	Forest Management Practice Design	HU-Nonindustrial Private Forest, 21 to 100 Acres	No	\$616.95
Sarpy	165	Forest Management Practice Design	Nonindustrial Private Forest, 251 to 500 Acres	No	\$1,028.26
Sarpy	165	Forest Management Practice Design	HU-Nonindustrial Private Forest, 251 to 500 Acres	No	\$1,233.92
Sarpy	165	Forest Management Practice Design	Nonindustrial Private Forest, 501 to 1,000 Acres	No	\$1,221.06
Sarpy	165	Forest Management Practice Design	HU-Nonindustrial Private Forest, 501 to 1,000 Acres	No	\$1,465.27
Sarpy	165	Forest Management Practice Design	Nonindustrial Private Forest, Greater Than 1,000 Acres	No	\$1,478.13
Sarpy	165	Forest Management Practice Design	HU-Nonindustrial Private Forest, Greater Than 1,000 Acres	No	\$1,773.76
Sarpy	165	Forest Management Practice Design	Nonindustrial Private Forest, Less Than or Equal to 20 Acres	No	\$321.33
Sarpy	165	Forest Management Practice Design	HU-Nonindustrial Private Forest, Less Than or Equal to 20 Acres	No	\$385.60
Sarpy	199	Conservation Plan	One Land Use, 10 to 199 Acres	No	\$3,210.29
Sarpy	199	Conservation Plan	HU-One Land Use, 10 to 199 Acres	No	\$3,852.35
Sarpy	199	Conservation Plan	One Land Use, 200 to 1,000 Acres	No	\$4,728.77
Sarpy	199	Conservation Plan	HU-One Land Use, 200 to 1,000 Acres	No	\$5,674.52
Sarpy	199	Conservation Plan	One Land Use, Greater Than 1,000 Acres	No	\$6,293.57
Sarpy	199	Conservation Plan	HU-One Land Use, Greater Than 1,000 Acres	No	\$7,552.28
Sarpy	199	Conservation Plan	Small Farm	No	\$2,532.52
Sarpy	199	Conservation Plan	HU-Small Farm	No	\$3,039.03
Sarpy	199	Conservation Plan	Three or More Land Uses, 10 to 199 Acres	No	\$6,293.57
Sarpy	199	Conservation Plan	HU-Three or More Land Uses, 10 to 199 Acres	No	\$7,552.28
Sarpy	199	Conservation Plan	Three or More Land Uses, 200 to 1,000 Acres	No	\$7,667.06

County	Code	Practice	Component	Units	Unit Cost
Sarpy	199	Conservation Plan	HU-Three or More Land Uses, 200 to 1,000 Acres	No	\$9,200.47
Sarpy	199	Conservation Plan	Three or More Land Uses, Greater Than 1,000 Acres	No	\$8,849.25
Sarpy	199	Conservation Plan	HU-Three or More Land Uses, Greater Than 1,000 Acres	No	\$10,619.10
Sarpy	199	Conservation Plan	Two Land Uses, 10 to 199 Acres	No	\$4,728.77
Sarpy	199	Conservation Plan	HU-Two Land Uses, 10 to 199 Acres	No	\$5,674.52
Sarpy	199	Conservation Plan	Two Land Uses, 200 to 1,000 Acres	No	\$6,293.57
Sarpy	199	Conservation Plan	HU-Two Land Uses, 200 to 1,000 Acres	No	\$7,552.28
Sarpy	199	Conservation Plan	Two Land Uses, Greater Than 1,000 Acres	No	\$7,667.06
Sarpy	199	Conservation Plan	HU-Two Land Uses, Greater Than 1,000 Acres	No	\$9,200.47
Sarpy	201	Edge-of-Field Water Quality Monitoring-Data Collection and Evaluation	Discrete Sampling, Single Parameter, Additional Year	No	\$4,614.10
Sarpy	201	Edge-of-Field Water Quality Monitoring-Data Collection and Evaluation	HU-Discrete Sampling, Single Parameter, Additional Year	No	\$5,536.92
Sarpy	201	Edge-of-Field Water Quality Monitoring-Data Collection and Evaluation	Discrete Sampling, Single Parameter, Year One	No	\$5,608.14
Sarpy	201	Edge-of-Field Water Quality Monitoring-Data Collection and Evaluation	HU-Discrete Sampling, Single Parameter, Year One	No	\$6,729.77
Sarpy	201	Edge-of-Field Water Quality Monitoring-Data Collection and Evaluation	Surface Last Year	No	\$21,310.11
Sarpy	201	Edge-of-Field Water Quality Monitoring-Data Collection and Evaluation	HU-Surface Last Year	No	\$25,572.14
Sarpy	201	Edge-of-Field Water Quality Monitoring-Data Collection and Evaluation	Surface Last Year, Two Treatment Sites	No	\$30,769.12
Sarpy	201	Edge-of-Field Water Quality Monitoring-Data Collection and Evaluation	HU-Surface Last Year, Two Treatment Sites	No	\$36,922.94
Sarpy	201	Edge-of-Field Water Quality Monitoring-Data Collection and Evaluation	Surface Year One and Less Quality Assurance Project Plan, Two Treatment Sites	No	\$25,798.90
Sarpy	201	Edge-of-Field Water Quality Monitoring-Data Collection and Evaluation	HU-Surface Year One and Less Quality Assurance Project Plan, Two Treatment Sites	No	\$30,958.68
Sarpy	201	Edge-of-Field Water Quality Monitoring-Data Collection and Evaluation	Surface Year One Plus, No Quality Assurance Project Plan	No	\$17,996.63

County	Code	Practice	Component	Units	Unit Cost
Sarpy	201	Edge-of-Field Water Quality Monitoring-Data Collection and Evaluation	HU-Surface Year One Plus, No Quality Assurance Project Plan	No	\$21,595.96
Sarpy	201	Edge-of-Field Water Quality Monitoring-Data Collection and Evaluation	Surface Year One Quality Assurance Project Plan	No	\$24,292.24
Sarpy	201	Edge-of-Field Water Quality Monitoring-Data Collection and Evaluation	HU-Surface Year One Quality Assurance Project Plan	No	\$29,150.69
Sarpy	201	Edge-of-Field Water Quality Monitoring-Data Collection and Evaluation	Surface Year One Quality Assurance Project Plan, Two Treatment Sites	No	\$33,585.57
Sarpy	201	Edge-of-Field Water Quality Monitoring-Data Collection and Evaluation	HU-Surface Year One Quality Assurance Project Plan, Two Treatment Sites	No	\$40,302.69
Sarpy	201	Edge-of-Field Water Quality Monitoring-Data Collection and Evaluation	Tile Last Year	No	\$47,455.94
Sarpy	201	Edge-of-Field Water Quality Monitoring-Data Collection and Evaluation	HU-Tile Last Year	No	\$56,947.12
Sarpy	201	Edge-of-Field Water Quality Monitoring-Data Collection and Evaluation	Tile Last Year, Two Treatment Sites	No	\$67,994.44
Sarpy	201	Edge-of-Field Water Quality Monitoring-Data Collection and Evaluation	HU-Tile Last Year, Two Treatment Sites	No	\$81,593.33
Sarpy	201	Edge-of-Field Water Quality Monitoring-Data Collection and Evaluation	Tile Year One and Less Quality Assurance Project Plan, Two Treatment Sites	No	\$63,024.22
Sarpy	201	Edge-of-Field Water Quality Monitoring-Data Collection and Evaluation	HU-Tile Year One and Less Quality Assurance Project Plan, Two Treatment Sites	No	\$75,629.06
Sarpy	201	Edge-of-Field Water Quality Monitoring-Data Collection and Evaluation	Tile Year One Plus, No Quality Assurance Project Plan	No	\$44,142.46
Sarpy	201	Edge-of-Field Water Quality Monitoring-Data Collection and Evaluation	HU-Tile Year One Plus, No Quality Assurance Project Plan	No	\$52,970.94
Sarpy	201	Edge-of-Field Water Quality Monitoring-Data Collection and Evaluation	Tile Year One, Quality Assurance Project Plan	No	\$50,438.07
Sarpy	201	Edge-of-Field Water Quality Monitoring-Data Collection and Evaluation	HU-Tile Year One, Quality Assurance Project Plan	No	\$60,525.68
Sarpy	202	Edge-of-Field Water Quality Monitoring-System Installation	Above and Below System, Cold Climate	No	\$34,627.60
Sarpy	202	Edge-of-Field Water Quality Monitoring-System Installation	HU-Above and Below System, Cold Climate	No	\$41,553.13

County	Code	Practice	Component	Units	Unit Cost
Sarpy	202	Edge-of-Field Water Quality Monitoring-System Installation	Above and Below System, Warm Climate	No	\$31,540.76
Sarpy	202	Edge-of-Field Water Quality Monitoring-System Installation	HU-Above and Below System, Warm Climate	No	\$37,848.91
Sarpy	202	Edge-of-Field Water Quality Monitoring-System Installation	Retrofit, Above Three	No	\$18,827.42
Sarpy	202	Edge-of-Field Water Quality Monitoring-System Installation	HU-Retrofit, Above Three	No	\$22,592.90
Sarpy	202	Edge-of-Field Water Quality Monitoring-System Installation	Retrofit, One	No	\$2,585.84
Sarpy	202	Edge-of-Field Water Quality Monitoring-System Installation	HU-Retrofit, One	No	\$3,103.01
Sarpy	202	Edge-of-Field Water Quality Monitoring-System Installation	Retrofit, Surface or Subsurface, One	No	\$3,296.48
Sarpy	202	Edge-of-Field Water Quality Monitoring-System Installation	HU-Retrofit, Surface or Subsurface, One	No	\$3,955.77
Sarpy	202	Edge-of-Field Water Quality Monitoring-System Installation	Retrofit, Three	No	\$10,677.90
Sarpy	202	Edge-of-Field Water Quality Monitoring-System Installation	HU-Retrofit, Three	No	\$12,813.48
Sarpy	202	Edge-of-Field Water Quality Monitoring-System Installation	Retrofit, Two	No	\$7,736.70
Sarpy	202	Edge-of-Field Water Quality Monitoring-System Installation	HU-Retrofit, Two	No	\$9,284.04
Sarpy	202	Edge-of-Field Water Quality Monitoring-System Installation	Surface	No	\$22,532.39
Sarpy	202	Edge-of-Field Water Quality Monitoring-System Installation	HU-Surface	No	\$27,038.87
Sarpy	202	Edge-of-Field Water Quality Monitoring-System Installation	Surface, Cold Climate	No	\$23,093.31
Sarpy	202	Edge-of-Field Water Quality Monitoring-System Installation	HU-Surface, Cold Climate	No	\$27,711.97
Sarpy	202	Edge-of-Field Water Quality Monitoring-System Installation	Tile	No	\$31,589.11

County	Code	Practice	Component	Units	Unit Cost
Sarpy	202	Edge-of-Field Water Quality Monitoring-System Installation	HU-Tile	No	\$37,906.93
Sarpy	202	Edge-of-Field Water Quality Monitoring-System Installation	Tile, Cold Climate	No	\$31,589.11
Sarpy	202	Edge-of-Field Water Quality Monitoring-System Installation	HU-Tile, Cold Climate	No	\$37,906.93
Sarpy	204	Adaptive Management for Soil Health	Basic	No	\$2,074.57
Sarpy	204	Adaptive Management for Soil Health	HU-Basic	No	\$2,489.47
Sarpy	204	Adaptive Management for Soil Health	Basic with Soil Health Test	No	\$2,904.13
Sarpy	204	Adaptive Management for Soil Health	HU-Basic with Soil Health Test	No	\$3,484.95
Sarpy	206	Feed and Forage Analysis	Nutrient Composition Analysis	No	\$1,604.09
Sarpy	206	Feed and Forage Analysis	HU-Nutrient Composition Analysis	No	\$1,924.91
Sarpy	207	Site Assessment and Soil Testing for Contaminants Activity	Low Risk Sites	kSqFt	\$174.11
Sarpy	207	Site Assessment and Soil Testing for Contaminants Activity	HU-Low Risk Sites	kSqFt	\$208.93
Sarpy	207	Site Assessment and Soil Testing for Contaminants Activity	Site Evaluation	No	\$3,243.09
Sarpy	207	Site Assessment and Soil Testing for Contaminants Activity	HU-Site Evaluation	No	\$3,891.70
Sarpy	207	Site Assessment and Soil Testing for Contaminants Activity	Site Evaluation and Testing for Soil Contaminants	No	\$9,729.26
Sarpy	207	Site Assessment and Soil Testing for Contaminants Activity	HU-Site Evaluation and Testing for Soil Contaminants	No	\$11,675.10
Sarpy	207	Site Assessment and Soil Testing for Contaminants Activity	Soil Testing, Subsurface Investigation	No	\$6,486.17
Sarpy	207	Site Assessment and Soil Testing for Contaminants Activity	HU-Soil Testing, Subsurface Investigation	No	\$7,783.41
Sarpy	209	PFAS Testing in Water or Soil	High Complexity, Multiple Samples	No	\$773.77
Sarpy	209	PFAS Testing in Water or Soil	HU-High Complexity, Multiple Samples	No	\$928.51
Sarpy	209	PFAS Testing in Water or Soil	Low Complexity, Multiple Samples	No	\$641.22

County	Code	Practice	Component	Units	Unit Cost
Sarpy	209	PFAS Testing in Water or Soil	HU-Low Complexity, Multiple Samples	No	\$769.47
Sarpy	209	PFAS Testing in Water or Soil	Low Complexity, Single Sample	No	\$906.31
Sarpy	209	PFAS Testing in Water or Soil	HU-Low Complexity, Single Sample	No	\$1,087.57
Sarpy	216	Soil Health Testing	Basic	No	\$493.30
Sarpy	216	Soil Health Testing	HU-Basic	No	\$591.97
Sarpy	216	Soil Health Testing	Basic and Single Indicator	No	\$631.76
Sarpy	216	Soil Health Testing	HU-Basic and Single Indicator	No	\$758.12
Sarpy	216	Soil Health Testing	Minimal Suite	No	\$597.60
Sarpy	216	Soil Health Testing	HU-Minimal Suite	No	\$717.12
Sarpy	216	Soil Health Testing	Minimal Suite and Single Indicator	No	\$736.06
Sarpy	216	Soil Health Testing	HU-Minimal Suite and Single Indicator	No	\$883.27
Sarpy	216	Soil Health Testing	Single Indicator	No	\$320.68
Sarpy	216	Soil Health Testing	HU-Single Indicator	No	\$384.81
Sarpy	217	Soil and Source Testing for Nutrient Management	Acidic or Alkaline Soil Testing	No	\$187.51
Sarpy	217	Soil and Source Testing for Nutrient Management	HU-Acidic or Alkaline Soil Testing	No	\$225.01
Sarpy	217	Soil and Source Testing for Nutrient Management	Manure or Compost	No	\$825.64
Sarpy	217	Soil and Source Testing for Nutrient Management	HU-Manure or Compost	No	\$990.77
Sarpy	217	Soil and Source Testing for Nutrient Management	Soil Test with Organic Nutrients, Less Than or Equal to One Acre	No	\$358.74
Sarpy	217	Soil and Source Testing for Nutrient Management	HU-Soil Test with Organic Nutrients, Less Than or Equal to One Acre	No	\$430.49
Sarpy	217	Soil and Source Testing for Nutrient Management	Soil Testing	No	\$722.75
Sarpy	217	Soil and Source Testing for Nutrient Management	HU-Soil Testing	No	\$867.29
Sarpy	217	Soil and Source Testing for Nutrient Management	Soil Testing, Small Production Beds	No	\$464.27
Sarpy	217	Soil and Source Testing for Nutrient Management	HU-Soil Testing, Small Production Beds	No	\$557.13
Sarpy	217	Soil and Source Testing for Nutrient Management	Water Sampling	No	\$530.47
Sarpy	217	Soil and Source Testing for Nutrient Management	HU-Water Sampling	No	\$636.56
Sarpy	217	Soil and Source Testing for Nutrient Management	Zone or Grid Soil Testing	No	\$1,690.23
Sarpy	217	Soil and Source Testing for Nutrient Management	HU-Zone or Grid Soil Testing	No	\$2,028.28

County	Code	Practice	Component	Units	Unit Cost
Sarpy	218	Carbon Sequestration and Greenhouse Gas Mitigation Assessment	High Complexity	No	\$1,325.39
Sarpy	218	Carbon Sequestration and Greenhouse Gas Mitigation Assessment	HU-High Complexity	No	\$1,590.47
Sarpy	218	Carbon Sequestration and Greenhouse Gas Mitigation Assessment	Low Complexity	No	\$662.70
Sarpy	218	Carbon Sequestration and Greenhouse Gas Mitigation Assessment	HU-Low Complexity	No	\$795.24
Sarpy	218	Carbon Sequestration and Greenhouse Gas Mitigation Assessment	Medium Complexity	No	\$994.04
Sarpy	218	Carbon Sequestration and Greenhouse Gas Mitigation Assessment	HU-Medium Complexity	No	\$1,192.85
Sarpy	219	Prescribed Grazing Conservation Evaluation and Monitoring Activity	Grazed Lands, 1,501 to 5,000 Acres	No	\$2,779.85
Sarpy	219	Prescribed Grazing Conservation Evaluation and Monitoring Activity	HU-Grazed Lands, 1,501 to 5,000 Acres	No	\$3,335.83
Sarpy	219	Prescribed Grazing Conservation Evaluation and Monitoring Activity	Grazed Lands, 101 to 500 Acres	No	\$1,191.37
Sarpy	219	Prescribed Grazing Conservation Evaluation and Monitoring Activity	HU-Grazed Lands, 101 to 500 Acres	No	\$1,429.63
Sarpy	219	Prescribed Grazing Conservation Evaluation and Monitoring Activity	Grazed Lands, 5,001 to 10,000 Acres	No	\$3,574.10
Sarpy	219	Prescribed Grazing Conservation Evaluation and Monitoring Activity	HU-Grazed Lands, 5,001 to 10,000 Acres	No	\$4,288.91
Sarpy	219	Prescribed Grazing Conservation Evaluation and Monitoring Activity	Grazed Lands, 501 to 1,500 Acres	No	\$1,985.61
Sarpy	219	Prescribed Grazing Conservation Evaluation and Monitoring Activity	HU-Grazed Lands, 501 to 1,500 Acres	No	\$2,382.73
Sarpy	219	Prescribed Grazing Conservation Evaluation and Monitoring Activity	Grazed Lands, Greater Than 10,000 Acres	No	\$4,765.46
Sarpy	219	Prescribed Grazing Conservation Evaluation and Monitoring Activity	HU-Grazed Lands, Greater Than 10,000 Acres	No	\$5,718.56
Sarpy	219	Prescribed Grazing Conservation Evaluation and Monitoring Activity	Grazed Lands, Less Than or Equal to 100 Acres	No	\$794.25

County	Code	Practice	Component	Units	Unit Cost
Sarpy	219	Prescribed Grazing Conservation Evaluation and Monitoring Activity	HU-Grazed Lands, Less Than or Equal to 100 Acres	No	\$953.10
Sarpy	221	Soil Organic Carbon Stock Monitoring	Citizen Science	No	\$5,464.29
Sarpy	221	Soil Organic Carbon Stock Monitoring	HU-Citizen Science	No	\$6,557.16
Sarpy	221	Soil Organic Carbon Stock Monitoring	Soil Carbon Stock Sampling	No	\$3,718.64
Sarpy	221	Soil Organic Carbon Stock Monitoring	HU-Soil Carbon Stock Sampling	No	\$4,462.36
Sarpy	222	Indigenous Stewardship Methods Evaluation	Indigenous Knowledge, 1,001 to 3,000 Acres	No	\$17,492.47
Sarpy	222	Indigenous Stewardship Methods Evaluation	HU- Indigenous Knowledge, 1,001 to 3,000 Acres	No	\$20,990.95
Sarpy	222	Indigenous Stewardship Methods Evaluation	Indigenous Knowledge, 11 to 300 Acres	No	\$7,189.53
Sarpy	222	Indigenous Stewardship Methods Evaluation	HU- Indigenous Knowledge, 11 to 300 Acres	No	\$8,627.44
Sarpy	222	Indigenous Stewardship Methods Evaluation	Indigenous Knowledge, 301 to 1,000 Acres	No	\$13,188.71
Sarpy	222	Indigenous Stewardship Methods Evaluation	HU- Indigenous Knowledge, 301 to 1,000 Acres	No	\$15,826.45
Sarpy	222	Indigenous Stewardship Methods Evaluation	Indigenous Knowledge, Less Than or Equal to 10 Acres	No	\$5,428.80
Sarpy	222	Indigenous Stewardship Methods Evaluation	HU- Indigenous Knowledge, Less Than or Equal to 10 Acres	No	\$6,514.55
Sarpy	223	Forest Management Assessment	Nonindustrial Private Forest, 101 to 250 Acres	No	\$2,313.60
Sarpy	223	Forest Management Assessment	HU-Nonindustrial Private Forest, 101 to 250 Acres	No	\$2,776.31
Sarpy	223	Forest Management Assessment	Nonindustrial Private Forest, 21 to 100 Acres	No	\$1,221.06
Sarpy	223	Forest Management Assessment	HU-Nonindustrial Private Forest, 21 to 100 Acres	No	\$1,465.27
Sarpy	223	Forest Management Assessment	Nonindustrial Private Forest, 251 to 500 Acres	No	\$3,470.39
Sarpy	223	Forest Management Assessment	HU-Nonindustrial Private Forest, 251 to 500 Acres	No	\$4,164.47
Sarpy	223	Forest Management Assessment	Nonindustrial Private Forest, 501 to 1,000 Acres	No	\$4,370.11
Sarpy	223	Forest Management Assessment	HU-Nonindustrial Private Forest, 501 to 1,000 Acres	No	\$5,244.14
Sarpy	223	Forest Management Assessment	Nonindustrial Private Forest, Greater Than 1,000 Acres	No	\$5,848.24
Sarpy	223	Forest Management Assessment	HU-Nonindustrial Private Forest, Greater Than 1,000 Acres	No	\$7,017.89
Sarpy	223	Forest Management Assessment	Nonindustrial Private Forest, Less Than or Equal to 20 Acres	No	\$642.67
Sarpy	223	Forest Management Assessment	HU-Nonindustrial Private Forest, Less Than or Equal to 20 Acres	No	\$771.20
Sarpy	224	Aquifer Flow Test	Aquifer Testing	No	\$1,812.39

County	Code	Practice	Component	Units	Unit Cost
Sarpy	224	Aquifer Flow Test	HU-Aquifer Testing	No	\$2,174.88
Sarpy	226	Waste Facility Site Suitability and Feasibility Assessment	Dairy Livestock Operations, Onsite Evaluation for Planned Storage	No	\$3,600.12
Sarpy	226	Waste Facility Site Suitability and Feasibility Assessment	HU-Dairy Livestock Operations, Onsite Evaluation for Planned Storage	No	\$4,320.14
Sarpy	226	Waste Facility Site Suitability and Feasibility Assessment	Non-Dairy Livestock Operations, Onsite Evaluation for Planned Storage	No	\$2,578.04
Sarpy	226	Waste Facility Site Suitability and Feasibility Assessment	HU-Non-Dairy Livestock Operations, Onsite Evaluation for Planned Storage	No	\$3,093.65
Sarpy	227	Evaluation of Existing Waste Storage Facility Components	Livestock Operation, Greater Than Five Components	No	\$4,527.83
Sarpy	227	Evaluation of Existing Waste Storage Facility Components	HU-Livestock Operation, Greater Than Five Components	No	\$5,433.40
Sarpy	227	Evaluation of Existing Waste Storage Facility Components	Livestock Operation, One to Two Components	No	\$2,964.50
Sarpy	227	Evaluation of Existing Waste Storage Facility Components	HU-Livestock Operation, One to Two Components	No	\$3,557.40
Sarpy	227	Evaluation of Existing Waste Storage Facility Components	Livestock Operation, Three to Five Components	No	\$3,502.94
Sarpy	227	Evaluation of Existing Waste Storage Facility Components	HU-Livestock Operation, Three to Five Components	No	\$4,203.53
Sarpy	228	Agricultural Energy Assessment	Large, Greater Than or Equal to Four Enterprises	No	\$7,702.42
Sarpy	228	Agricultural Energy Assessment	HU-Large, Greater Than or Equal to Four Enterprises	No	\$9,242.90
Sarpy	228	Agricultural Energy Assessment	Large, One Enterprise	No	\$3,881.51
Sarpy	228	Agricultural Energy Assessment	HU-Large, One Enterprise	No	\$4,657.81
Sarpy	228	Agricultural Energy Assessment	Large, Three Enterprises	No	\$6,428.78
Sarpy	228	Agricultural Energy Assessment	HU-Large, Three Enterprises	No	\$7,714.54
Sarpy	228	Agricultural Energy Assessment	Large, Two Enterprises	No	\$5,155.15
Sarpy	228	Agricultural Energy Assessment	HU-Large, Two Enterprises	No	\$6,186.18
Sarpy	228	Agricultural Energy Assessment	Medium, Greater Than or Equal to Four Enterprises	No	\$6,772.96
Sarpy	228	Agricultural Energy Assessment	HU-Medium, Greater Than or Equal to Four Enterprises	No	\$8,127.55

County	Code	Practice	Component	Units	Unit Cost
Sarpy	228	Agricultural Energy Assessment	Medium, One Enterprise	No	\$2,952.05
Sarpy	228	Agricultural Energy Assessment	HU-Medium, One Enterprise	No	\$3,542.46
Sarpy	228	Agricultural Energy Assessment	Medium, Three Enterprises	No	\$5,499.32
Sarpy	228	Agricultural Energy Assessment	HU-Medium, Three Enterprises	No	\$6,599.18
Sarpy	228	Agricultural Energy Assessment	Medium, Two Enterprises	No	\$4,225.68
Sarpy	228	Agricultural Energy Assessment	HU-Medium, Two Enterprises	No	\$5,070.82
Sarpy	228	Agricultural Energy Assessment	Small, Greater Than or Equal to Four Enterprises	No	\$6,005.65
Sarpy	228	Agricultural Energy Assessment	HU-Small, Greater Than or Equal to Four Enterprises	No	\$7,206.77
Sarpy	228	Agricultural Energy Assessment	Small, One Enterprise	No	\$2,184.74
Sarpy	228	Agricultural Energy Assessment	HU-Small, One Enterprise	No	\$2,621.69
Sarpy	228	Agricultural Energy Assessment	Small, Three Enterprises	No	\$4,732.01
Sarpy	228	Agricultural Energy Assessment	HU-Small, Three Enterprises	No	\$5,678.41
Sarpy	228	Agricultural Energy Assessment	Small, Two Enterprises	No	\$3,458.37
Sarpy	228	Agricultural Energy Assessment	HU-Small, Two Enterprises	No	\$4,150.05
Sarpy	297	Feral Swine Damage Assessment	Data Collection	No	\$1,214.77
Sarpy	297	Feral Swine Damage Assessment	HU-Data Collection	No	\$1,457.74
Sarpy	297	Feral Swine Damage Assessment	Observation	No	\$779.15
Sarpy	297	Feral Swine Damage Assessment	HU-Observation	No	\$934.98
Sarpy	309	Agrichemical Handling Facility	Concrete Storage and Pad	SqFt	\$14.40
Sarpy	309	Agrichemical Handling Facility	HU-Concrete Storage and Pad	SqFt	\$17.28
Sarpy	309	Agrichemical Handling Facility	Drum Pallet Containment and Pad	SqFt	\$19.45
Sarpy	309	Agrichemical Handling Facility	HU-Drum Pallet Containment and Pad	SqFt	\$23.33
Sarpy	309	Agrichemical Handling Facility	Fabricated Liquid Storage with Pad	SqFt	\$14.68
Sarpy	309	Agrichemical Handling Facility	HU-Fabricated Liquid Storage with Pad	SqFt	\$17.63
Sarpy	309	Agrichemical Handling Facility	Liquid Storage with Pad	SqFt	\$8.17
Sarpy	309	Agrichemical Handling Facility	HU-Liquid Storage with Pad	SqFt	\$9.80
Sarpy	311	Alley Cropping	Single Row	No	\$33.46

County	Code	Practice	Component	Units	Unit Cost
Sarpy	311	Alley Cropping	HU-Single Row	No	\$40.15
Sarpy	311	Alley Cropping	Single Row, Less Than or Equal to Five Acres	No	\$24.29
Sarpy	311	Alley Cropping	HU-Single Row, Less Than or Equal to Five Acres	No	\$29.14
Sarpy	311	Alley Cropping	Three Row Sets	Ac	\$752.33
Sarpy	311	Alley Cropping	HU-Three Row Sets	Ac	\$902.80
Sarpy	313	Waste Storage Facility	Above Ground Steel or Concrete Structure	Cu-Ft	\$3.11
Sarpy	313	Waste Storage Facility	HU-Above Ground Steel or Concrete Structure	Cu-Ft	\$3.74
Sarpy	313	Waste Storage Facility	Buried Concrete Tank, 15,000 to 110,000 Cubic Feet	Cu-Ft	\$2.51
Sarpy	313	Waste Storage Facility	HU-Buried Concrete Tank, 15,000 to 110,000 Cubic Feet	Cu-Ft	\$3.01
Sarpy	313	Waste Storage Facility	Buried Concrete Tank, Greater Than 110,000 Cubic Feet	Cu-Ft	\$2.49
Sarpy	313	Waste Storage Facility	HU-Buried Concrete Tank, Greater Than 110,000 Cubic Feet	Cu-Ft	\$2.98
Sarpy	313	Waste Storage Facility	Buried Concrete Tank, Less Than or Equal to 14,999 Cubic Feet	Cu-Ft	\$3.90
Sarpy	313	Waste Storage Facility	HU-Buried Concrete Tank, Less Than or Equal to 14,999 Cubic Feet	Cu-Ft	\$4.69
Sarpy	313	Waste Storage Facility	Composted Bedded Pack, Concrete Floor and Walls	SqFt	\$12.59
Sarpy	313	Waste Storage Facility	HU-Composted Bedded Pack, Concrete Floor and Walls	SqFt	\$15.11
Sarpy	313	Waste Storage Facility	Composted Bedded Pack, Concrete Walls and Apron with Earthen Floor	SqFt	\$7.54
Sarpy	313	Waste Storage Facility	HU-Composted Bedded Pack, Concrete Walls and Apron with Earthen Floor	SqFt	\$9.05
Sarpy	313	Waste Storage Facility	Composted Bedded Pack, Earthen Floor and Concrete Walls	SqFt	\$5.29
Sarpy	313	Waste Storage Facility	HU-Composted Bedded Pack, Earthen Floor and Concrete Walls	SqFt	\$6.34
Sarpy	313	Waste Storage Facility	Composted Bedded Pack, Earthen Floor and Wood Walls	SqFt	\$3.17
Sarpy	313	Waste Storage Facility	HU-Composted Bedded Pack, Earthen Floor and Wood Walls	SqFt	\$3.79
Sarpy	313	Waste Storage Facility	Dry Stack with Concrete Floor and No Walls	SqFt	\$8.40
Sarpy	313	Waste Storage Facility	HU-Dry Stack with Concrete Floor and No Walls	SqFt	\$10.08
Sarpy	313	Waste Storage Facility	Dry Stack with Concrete Floor and Walls	SqFt	\$10.98
Sarpy	313	Waste Storage Facility	HU-Dry Stack with Concrete Floor and Walls	SqFt	\$13.18
Sarpy	313	Waste Storage Facility	Earthen Storage, Greater Than 50,000 Cubic Feet	Cu-Ft	\$0.18
Sarpy	313	Waste Storage Facility	HU-Earthen Storage, Greater Than 50,000 Cubic Feet	Cu-Ft	\$0.22

County	Code	Practice	Component	Units	Unit Cost
Sarpy	313	Waste Storage Facility	Embankment Pond	Cu-Ft	\$0.06
Sarpy	313	Waste Storage Facility	HU-Embankment Pond	Cu-Ft	\$0.08
Sarpy	313	Waste Storage Facility	Excavated Pond	Cu-Ft	\$0.11
Sarpy	313	Waste Storage Facility	HU-Excavated Pond	Cu-Ft	\$0.14
Sarpy	314	Brush Management	Chemical Control, Riparian Area	Ac	\$332.76
Sarpy	314	Brush Management	HU-Chemical Control, Riparian Area	Ac	\$399.30
Sarpy	314	Brush Management	Chemical Control, Spot Application	Ac	\$39.21
Sarpy	314	Brush Management	HU-Chemical Control, Spot Application	Ac	\$47.06
Sarpy	314	Brush Management	Chemical Control, Upland Areas	Ac	\$23.32
Sarpy	314	Brush Management	HU-Chemical Control, Upland Areas	Ac	\$27.99
Sarpy	314	Brush Management	Manual Control, Difficult Terrain	Ac	\$790.12
Sarpy	314	Brush Management	HU-Manual Control, Difficult Terrain	Ac	\$948.14
Sarpy	314	Brush Management	Manual Control, Hand Application	Ac	\$64.80
Sarpy	314	Brush Management	HU-Manual Control, Hand Application	Ac	\$77.76
Sarpy	314	Brush Management	Mechanical and Chemical Control, Heavy Infestation	Ac	\$398.10
Sarpy	314	Brush Management	HU-Mechanical and Chemical Control, Heavy Infestation	Ac	\$477.72
Sarpy	314	Brush Management	Mechanical and Chemical Control, Low Infestation	Ac	\$59.02
Sarpy	314	Brush Management	HU-Mechanical and Chemical Control, Low Infestation	Ac	\$70.82
Sarpy	314	Brush Management	Mechanical and Chemical Control, Medium Infestation	Ac	\$141.95
Sarpy	314	Brush Management	HU-Mechanical and Chemical Control, Medium Infestation	Ac	\$170.35
Sarpy	314	Brush Management	Mechanical and Chemical Control, Severe Infestation	Ac	\$613.10
Sarpy	314	Brush Management	HU-Mechanical and Chemical Control, Severe Infestation	Ac	\$735.72
Sarpy	314	Brush Management	Mechanical Control, Less Than or Equal to One Acre	Ac	\$421.99
Sarpy	314	Brush Management	HU-Mechanical Control, Less Than or Equal to One Acre	Ac	\$506.40
Sarpy	315	Herbaceous Weed Treatment	Biological Control, Low Density	Ac	\$393.30
Sarpy	315	Herbaceous Weed Treatment	HU-Biological Control, Low Density	Ac	\$471.96
Sarpy	315	Herbaceous Weed Treatment	Chemical Control, Aerial Application	Ac	\$25.43

County	Code	Practice	Component	Units	Unit Cost
Sarpy	315	Herbaceous Weed Treatment	HU-Chemical Control, Aerial Application	Ac	\$30.52
Sarpy	315	Herbaceous Weed Treatment	Chemical Control, Ground or Aerial Application	Ac	\$17.09
Sarpy	315	Herbaceous Weed Treatment	HU-Chemical Control, Ground or Aerial Application	Ac	\$20.51
Sarpy	315	Herbaceous Weed Treatment	Chemical Control, Post-Emergent	Ac	\$55.75
Sarpy	315	Herbaceous Weed Treatment	HU-Chemical Control, Post-Emergent	Ac	\$66.89
Sarpy	315	Herbaceous Weed Treatment	Chemical Control, Spot Application	Ac	\$50.80
Sarpy	315	Herbaceous Weed Treatment	HU-Chemical Control, Spot Application	Ac	\$60.97
Sarpy	315	Herbaceous Weed Treatment	Chemical Control, Wetland Area	Ac	\$29.84
Sarpy	315	Herbaceous Weed Treatment	HU-Chemical Control, Wetland Area	Ac	\$35.81
Sarpy	315	Herbaceous Weed Treatment	Mechanical Control	Ac	\$11.31
Sarpy	315	Herbaceous Weed Treatment	HU-Mechanical Control	Ac	\$13.56
Sarpy	315	Herbaceous Weed Treatment	Mechanical Control, Less Than or Equal to One Acre	Ac	\$289.05
Sarpy	315	Herbaceous Weed Treatment	HU-Mechanical Control, Less Than or Equal to One Acre	Ac	\$346.86
Sarpy	315	Herbaceous Weed Treatment	Mechanical Control, Tree Establishment	Ac	\$290.50
Sarpy	315	Herbaceous Weed Treatment	HU-Mechanical Control, Tree Establishment	Ac	\$348.60
Sarpy	315	Herbaceous Weed Treatment	Multi-Year Control, Invasive Annual Grasses	Ac	\$74.89
Sarpy	315	Herbaceous Weed Treatment	HU-Multi-Year Control, Invasive Annual Grasses	Ac	\$89.87
Sarpy	316	Animal Mortality Facility	Incineration, 50 to 100 Cubic Feet	Cu-Ft	\$244.81
Sarpy	316	Animal Mortality Facility	HU-Incineration, 50 to 100 Cubic Feet	Cu-Ft	\$293.77
Sarpy	316	Animal Mortality Facility	In-Vessel-Rotary Drum, Greater Than or Equal to 700 Cubic Feet	Cu-Ft	\$60.35
Sarpy	316	Animal Mortality Facility	HU-In-Vessel-Rotary Drum, Greater Than or Equal to 700 Cubic Feet	Cu-Ft	\$72.41
Sarpy	316	Animal Mortality Facility	In-Vessel-Rotary Drum, Less Than 700 Cubic Feet	Cu-Ft	\$111.39
Sarpy	316	Animal Mortality Facility	HU-In-Vessel-Rotary Drum, Less Than 700 Cubic Feet	Cu-Ft	\$133.68
Sarpy	316	Animal Mortality Facility	Medium Animal, 10 to 50 Pounds	Lb/Day	\$165.95
Sarpy	316	Animal Mortality Facility	HU-Medium Animal, 10 to 50 Pounds	Lb/Day	\$199.14
Sarpy	316	Animal Mortality Facility	Rotary Drum, 270 to 523 Pounds of Daily Mortality	No	\$45,867.93
Sarpy	316	Animal Mortality Facility	HU-Rotary Drum, 270 to 523 Pounds of Daily Mortality	No	\$55,041.52

County	Code	Practice	Component	Units	Unit Cost
Sarpy	316	Animal Mortality Facility	Rotary Drum, Greater Than 523 Pounds per Day	No	\$62,427.03
Sarpy	316	Animal Mortality Facility	HU-Rotary Drum, Greater Than 523 Pounds per Day	No	\$74,912.44
Sarpy	316	Animal Mortality Facility	Small Animal, Less Than or Equal to 9 Pounds	Lb/Day	\$194.73
Sarpy	316	Animal Mortality Facility	HU-Small Animal, Less Than or Equal to 9 Pounds	Lb/Day	\$233.68
Sarpy	316	Animal Mortality Facility	Static Pile with Concrete Bins, Hydrant	SqFt	\$27.80
Sarpy	316	Animal Mortality Facility	HU-Static Pile with Concrete Bins, Hydrant	SqFt	\$33.36
Sarpy	316	Animal Mortality Facility	Static Pile with Concrete Pad	SqFt	\$6.97
Sarpy	316	Animal Mortality Facility	HU-Static Pile with Concrete Pad	SqFt	\$8.36
Sarpy	316	Animal Mortality Facility	Static Pile with Earthen Pad	SqFt	\$0.48
Sarpy	316	Animal Mortality Facility	HU-Static Pile with Earthen Pad	SqFt	\$0.57
Sarpy	316	Animal Mortality Facility	Static Pile with Wood Bins	SqFt	\$20.60
Sarpy	316	Animal Mortality Facility	HU-Static Pile with Wood Bins	SqFt	\$24.71
Sarpy	316	Animal Mortality Facility	Thermal Dehydration, Small Poultry	No	\$53,450.95
Sarpy	316	Animal Mortality Facility	HU-Thermal Dehydration, Small Poultry	No	\$64,141.13
Sarpy	317	Composting Facility	Concrete Floor and Walls	SqFt	\$17.87
Sarpy	317	Composting Facility	HU-Concrete Floor and Walls	SqFt	\$21.44
Sarpy	317	Composting Facility	Farm Pad and Bins	SqFt	\$58.63
Sarpy	317	Composting Facility	HU-Farm Pad and Bins	SqFt	\$70.35
Sarpy	317	Composting Facility	In-Vessel, Less Than 8 Cubic Yards	Cu-Ft	\$173.85
Sarpy	317	Composting Facility	HU-In-Vessel, Less Than 8 Cubic Yards	Cu-Ft	\$208.61
Sarpy	317	Composting Facility	Open Lot and Earthen Floor	SqFt	\$0.37
Sarpy	317	Composting Facility	HU-Open Lot and Earthen Floor	SqFt	\$0.44
Sarpy	319	On-Farm Secondary Containment Facility	Earthen Containment	CuYd	\$55.60
Sarpy	319	On-Farm Secondary Containment Facility	HU-Earthen Containment	CuYd	\$66.72
Sarpy	319	On-Farm Secondary Containment Facility	Polyvinyl Chloride Containment Basin	SqFt	\$49.26
Sarpy	319	On-Farm Secondary Containment Facility	HU-Polyvinyl Chloride Containment Basin	SqFt	\$59.11
Sarpy	319	On-Farm Secondary Containment Facility	Tank, Double-Wall	Gal	\$2.85

County	Code	Practice	Component	Units	Unit Cost
Sarpy	319	On-Farm Secondary Containment Facility	HU-Tank, Double-Wall	Gal	\$3.42
Sarpy	319	On-Farm Secondary Containment Facility	Wall, Concrete Containment	CuYd	\$1,536.23
Sarpy	319	On-Farm Secondary Containment Facility	HU-Wall, Concrete Containment	CuYd	\$1,843.47
Sarpy	320	Irrigation Canal or Lateral	Irrigation Canal	CuYd	\$2.12
Sarpy	320	Irrigation Canal or Lateral	HU-Irrigation Canal	CuYd	\$2.55
Sarpy	324	Deep Tillage	Depth, Greater Than 20 Inches	Ac	\$65.40
Sarpy	324	Deep Tillage	HU-Depth, Greater Than 20 Inches	Ac	\$78.49
Sarpy	324	Deep Tillage	Depth, Less Than 20 Inches	Ac	\$22.64
Sarpy	324	Deep Tillage	HU-Depth, Less Than 20 Inches	Ac	\$27.17
Sarpy	325	High Tunnel System	Gothic for Snow and Wind	SqFt	\$5.82
Sarpy	325	High Tunnel System	HU-Gothic for Snow and Wind	SqFt	\$6.99
Sarpy	325	High Tunnel System	Gothic for Snow and Wind, Small	SqFt	\$10.15
Sarpy	325	High Tunnel System	HU-Gothic for Snow and Wind, Small	SqFt	\$12.17
Sarpy	326	Clearing and Snagging	Heavy, Greater Than 400 Feet	Ft	\$19.85
Sarpy	326	Clearing and Snagging	HU-Heavy, Greater Than 400 Feet	Ft	\$23.81
Sarpy	327	Conservation Cover	Conservation Cover for Water Quality and Wildlife, Foregone Income - Level 1 (Year 1)	Ac	\$342.93
Sarpy	327	Conservation Cover	HU-Conservation Cover for Water Quality and Wildlife, Foregone Income - Level 1 (Year 1)	Ac	\$363.70
Sarpy	327	Conservation Cover	Wp_Conservation Cover for Water Quality and Wildlife, Foregone Income - Level 1 (Year 1)	Ac	\$342.93
Sarpy	327	Conservation Cover	Introduced Species	Ac	\$169.51
Sarpy	327	Conservation Cover	HU-Introduced Species	Ac	\$203.41
Sarpy	327	Conservation Cover	Wp_Introduced Species	Ac	\$169.51
Sarpy	327	Conservation Cover	Introduced with Forgone Income	Ac	\$472.78
Sarpy	327	Conservation Cover	HU-Introduced with Forgone Income	Ac	\$499.66
Sarpy	327	Conservation Cover	Wp_Introduced with Forgone Income	Ac	\$472.78
Sarpy	327	Conservation Cover	Monarch Species Mix	Ac	\$858.66

County	Code	Practice	Component	Units	Unit Cost
Sarpy	327	Conservation Cover	HU-Monarch Species Mix	Ac	\$1,030.39
Sarpy	327	Conservation Cover	Wp_Monarch Species Mix	Ac	\$858.66
Sarpy	327	Conservation Cover	Native Species	Ac	\$220.72
Sarpy	327	Conservation Cover	HU-Native Species	Ac	\$264.86
Sarpy	327	Conservation Cover	Wp_Native Species	Ac	\$220.72
Sarpy	327	Conservation Cover	Native Species with Forgone Income	Ac	\$559.03
Sarpy	327	Conservation Cover	HU-Native Species with Forgone Income	Ac	\$603.17
Sarpy	327	Conservation Cover	Wp_Native Species with Forgone Income	Ac	\$559.03
Sarpy	327	Conservation Cover	Pollinator Mix-Small Footprint	kSqFt	\$129.85
Sarpy	327	Conservation Cover	HU-Pollinator Mix-Small Footprint	kSqFt	\$155.82
Sarpy	327	Conservation Cover	Wp_Pollinator Mix-Small Footprint	kSqFt	\$129.85
Sarpy	327	Conservation Cover	Pollinator Species	Ac	\$683.61
Sarpy	327	Conservation Cover	HU-Pollinator Species	Ac	\$820.33
Sarpy	327	Conservation Cover	Wp_Pollinator Species	Ac	\$683.61
Sarpy	327	Conservation Cover	Pollinator Species with Forgone Income	Ac	\$873.73
Sarpy	327	Conservation Cover	HU-Pollinator Species with Forgone Income	Ac	\$980.81
Sarpy	327	Conservation Cover	Wp_Pollinator Species with Forgone Income	Ac	\$873.73
Sarpy	328	Conservation Crop Rotation	Basic, Organic and Inorganic	Ac	\$10.96
Sarpy	328	Conservation Crop Rotation	HU-Basic, Organic and Inorganic	Ac	\$13.16
Sarpy	328	Conservation Crop Rotation	Pr_Basic, Organic and Inorganic	Ac	\$13.16
Sarpy	328	Conservation Crop Rotation	Wp_Basic, Organic and Inorganic	Ac	\$10.96
Sarpy	328	Conservation Crop Rotation	Irrigated to Dryland, Organic and Inorganic	Ac	\$377.01
Sarpy	328	Conservation Crop Rotation	HU-Irrigated to Dryland, Organic and Inorganic	Ac	\$378.11
Sarpy	328	Conservation Crop Rotation	Pr_Irrigated to Dryland, Organic and Inorganic	Ac	\$378.11
Sarpy	328	Conservation Crop Rotation	Wp_Irrigated to Dryland, Organic and Inorganic	Ac	\$377.01
Sarpy	328	Conservation Crop Rotation	Perennial, Short-Term	Ac	\$50.71
Sarpy	328	Conservation Crop Rotation	HU-Perennial, Short-Term	Ac	\$60.85

County	Code	Practice	Component	Units	Unit Cost
Sarpy	328	Conservation Crop Rotation	Pr_Perennial, Short-Term	Ac	\$60.85
Sarpy	328	Conservation Crop Rotation	Wp_Perennial, Short-Term	Ac	\$50.71
Sarpy	328	Conservation Crop Rotation	Small Grain	Ac	\$45.61
Sarpy	328	Conservation Crop Rotation	HU-Small Grain	Ac	\$54.73
Sarpy	328	Conservation Crop Rotation	Pr_Small Grain	Ac	\$54.73
Sarpy	328	Conservation Crop Rotation	Wp_Small Grain	Ac	\$45.61
Sarpy	328	Conservation Crop Rotation	Specialty Crop, Small	kSqFt	\$29.63
Sarpy	328	Conservation Crop Rotation	HU-Specialty Crop, Small	kSqFt	\$35.55
Sarpy	328	Conservation Crop Rotation	Pr_Specialty Crop, Small	kSqFt	\$35.55
Sarpy	328	Conservation Crop Rotation	Wp_Specialty Crop, Small	kSqFt	\$29.63
Sarpy	329	Residue and Tillage Management, No Till	No-Till and Strip-Till	Ac	\$18.03
Sarpy	329	Residue and Tillage Management, No Till	HU-No-Till and Strip-Till	Ac	\$21.64
Sarpy	329	Residue and Tillage Management, No Till	Wp_No-Till and Strip-Till	Ac	\$18.03
Sarpy	329	Residue and Tillage Management, No Till	No-Till and Strip-Till, Herbicide	Ac	\$30.28
Sarpy	329	Residue and Tillage Management, No Till	HU-No-Till and Strip-Till, Herbicide	Ac	\$36.32
Sarpy	329	Residue and Tillage Management, No Till	Wp_No-Till and Strip-Till, Herbicide	Ac	\$30.28
Sarpy	329	Residue and Tillage Management, No Till	No-Till, Less Than Half Acre	kSqFt	\$33.79
Sarpy	329	Residue and Tillage Management, No Till	HU-No-Till, Less Than Half Acre	kSqFt	\$40.56
Sarpy	329	Residue and Tillage Management, No Till	Wp_No-Till, Less Than Half Acre	kSqFt	\$33.79
Sarpy	330	Contour Farming	Contour Farming	Ac	\$8.64
Sarpy	330	Contour Farming	HU-Contour Farming	Ac	\$10.35
Sarpy	332	Contour Buffer Strips	Introduced Species Organic or Inorganic, Foregone Income	Ac	\$479.55
Sarpy	332	Contour Buffer Strips	HU-Introduced Species Organic or Inorganic, Foregone Income	Ac	\$501.16
Sarpy	332	Contour Buffer Strips	Wp_Introduced Species Organic or Inorganic, Foregone Income	Ac	\$501.16
Sarpy	332	Contour Buffer Strips	Native Species Organic or Inorganic, Foregone Income	Ac	\$524.33
Sarpy	332	Contour Buffer Strips	HU-Native Species Organic or Inorganic, Foregone Income	Ac	\$554.89
Sarpy	332	Contour Buffer Strips	Wp_Native Species Organic or Inorganic, Foregone Income	Ac	\$554.89

County	Code	Practice	Component	Units	Unit Cost
Sarpy	334	Controlled Traffic Farming	Reduced Compaction Area	Ac	\$45.40
Sarpy	334	Controlled Traffic Farming	HU-Reduced Compaction Area	Ac	\$54.48
Sarpy	336	Soil Carbon Amendment	Biochar	Ac	\$1,313.74
Sarpy	336	Soil Carbon Amendment	HU-Biochar	Ac	\$1,576.48
Sarpy	336	Soil Carbon Amendment	Biochar, Compost	Ac	\$659.39
Sarpy	336	Soil Carbon Amendment	HU-Biochar, Compost	Ac	\$791.27
Sarpy	336	Soil Carbon Amendment	Compost	Ac	\$216.07
Sarpy	336	Soil Carbon Amendment	HU-Compost	Ac	\$259.28
Sarpy	336	Soil Carbon Amendment	Compost and Biochar, Less Than 10 Acres	kSqFt	\$56.25
Sarpy	336	Soil Carbon Amendment	HU-Compost and Biochar, Less Than 10 Acres	kSqFt	\$67.50
Sarpy	336	Soil Carbon Amendment	Compost, Biochar	Ac	\$586.45
Sarpy	336	Soil Carbon Amendment	HU-Compost, Biochar	Ac	\$703.73
Sarpy	336	Soil Carbon Amendment	Compost, Less Than 10,000 Square Feet	kSqFt	\$47.78
Sarpy	336	Soil Carbon Amendment	HU-Compost, Less Than 10,000 Square Feet	kSqFt	\$57.34
Sarpy	336	Soil Carbon Amendment	Compost, Onsite	Ac	\$263.73
Sarpy	336	Soil Carbon Amendment	HU-Compost, Onsite	Ac	\$316.48
Sarpy	336	Soil Carbon Amendment	Other Carbon Amendment	Ac	\$126.38
Sarpy	336	Soil Carbon Amendment	HU-Other Carbon Amendment	Ac	\$151.65
Sarpy	338	Prescribed Burning	Growing Season Prescribed Burning (FI)	Ac	\$34.08
Sarpy	338	Prescribed Burning	HU-Growing Season Prescribed Burning (FI)	Ac	\$37.43
Sarpy	338	Prescribed Burning	Pr_Growing Season Prescribed Burning (FI)	Ac	\$37.43
Sarpy	338	Prescribed Burning	High Complexity (Slope/Fuels)	Ac	\$21.71
Sarpy	338	Prescribed Burning	HU-High Complexity (Slope/Fuels)	Ac	\$26.05
Sarpy	338	Prescribed Burning	Pr_High Complexity (Slope/Fuels)	Ac	\$26.05
Sarpy	338	Prescribed Burning	Pile	Ac	\$12.61
Sarpy	338	Prescribed Burning	HU-Pile	Ac	\$15.13
Sarpy	338	Prescribed Burning	Pr_Pile	Ac	\$15.13

County	Code	Practice	Component	Units	Unit Cost
Sarpy	338	Prescribed Burning	Slope Fuel, Low to Medium Complexity	Ac	\$13.84
Sarpy	338	Prescribed Burning	HU-Slope Fuel, Low to Medium Complexity	Ac	\$16.61
Sarpy	338	Prescribed Burning	Pr_Slope Fuel, Low to Medium Complexity	Ac	\$16.61
Sarpy	338	Prescribed Burning	Small Acreage / Limited Fire Resources	Ac	\$29.87
Sarpy	338	Prescribed Burning	HU-Small Acreage / Limited Fire Resources	Ac	\$35.85
Sarpy	338	Prescribed Burning	Pr_Small Acreage / Limited Fire Resources	Ac	\$35.85
Sarpy	340	Cover Crop	Adaptive Management	No	\$2,344.19
Sarpy	340	Cover Crop	HU-Adaptive Management	No	\$2,813.03
Sarpy	340	Cover Crop	Wp_Adaptive Management	No	\$2,344.19
Sarpy	340	Cover Crop	Basic	Ac	\$64.29
Sarpy	340	Cover Crop	HU-Basic	Ac	\$77.15
Sarpy	340	Cover Crop	Wp_Basic	Ac	\$64.29
Sarpy	340	Cover Crop	Mechanical Termination, 1,000 Square Feet	kSqFt	\$24.47
Sarpy	340	Cover Crop	HU-Mechanical Termination, 1,000 Square Feet	kSqFt	\$29.37
Sarpy	340	Cover Crop	Wp_Mechanical Termination, 1,000 Square Feet	kSqFt	\$24.47
Sarpy	340	Cover Crop	Multi-Species	Ac	\$79.28
Sarpy	340	Cover Crop	HU-Multi-Species	Ac	\$95.12
Sarpy	340	Cover Crop	Wp_Multi-Species	Ac	\$79.28
Sarpy	340	Cover Crop	Multi-Species, 1,000 Square Feet	kSqFt	\$47.70
Sarpy	340	Cover Crop	HU-Multi-Species, 1,000 Square Feet	kSqFt	\$57.24
Sarpy	340	Cover Crop	Wp_Multi-Species, 1,000 Square Feet	kSqFt	\$47.70
Sarpy	342	Critical Area Planting	Heavy Grading, Native or Introduced	Ac	\$1,052.89
Sarpy	342	Critical Area Planting	HU-Heavy Grading, Native or Introduced	Ac	\$1,263.47
Sarpy	342	Critical Area Planting	Wp_Heavy Grading, Native or Introduced	Ac	\$1,052.89
Sarpy	342	Critical Area Planting	Moderate Grading, Native or Introduced	Ac	\$726.86
Sarpy	342	Critical Area Planting	HU-Moderate Grading, Native or Introduced	Ac	\$872.23
Sarpy	342	Critical Area Planting	Wp_Moderate Grading, Native or Introduced	Ac	\$726.86

County	Code	Practice	Component	Units	Unit Cost
Sarpy	342	Critical Area Planting	Normal Tillage, Native or Introduced	Ac	\$306.91
Sarpy	342	Critical Area Planting	HU-Normal Tillage, Native or Introduced	Ac	\$368.29
Sarpy	342	Critical Area Planting	Wp_Normal Tillage, Native or Introduced	Ac	\$306.91
Sarpy	342	Critical Area Planting	Permanent Cover	kSqFt	\$18.37
Sarpy	342	Critical Area Planting	HU-Permanent Cover	kSqFt	\$22.05
Sarpy	342	Critical Area Planting	Wp_Permanent Cover	kSqFt	\$18.37
Sarpy	345	Residue and Tillage Management, Reduced Till	Reduced Tillage	Ac	\$18.86
Sarpy	345	Residue and Tillage Management, Reduced Till	HU-Reduced Tillage	Ac	\$22.63
Sarpy	345	Residue and Tillage Management, Reduced Till	Reduced Tillage, Less Than 0.5 Acres	kSqFt	\$29.10
Sarpy	345	Residue and Tillage Management, Reduced Till	HU-Reduced Tillage, Less Than 0.5 Acres	kSqFt	\$34.93
Sarpy	348	Dam, Diversion	Earthfill	CuYd	\$7.86
Sarpy	348	Dam, Diversion	HU-Earthfill	CuYd	\$9.42
Sarpy	348	Dam, Diversion	Fill, Rock and Gravel	CuYd	\$93.98
Sarpy	348	Dam, Diversion	HU-Fill, Rock and Gravel	CuYd	\$112.77
Sarpy	348	Dam, Diversion	Structure, Sheet Pile	SqFt	\$57.58
Sarpy	348	Dam, Diversion	HU-Structure, Sheet Pile	SqFt	\$69.09
Sarpy	350	Sediment Basin	Basin	CuYd	\$4.07
Sarpy	350	Sediment Basin	HU-Basin	CuYd	\$4.87
Sarpy	350	Sediment Basin	Basin, Excavated	CuYd	\$4.00
Sarpy	350	Sediment Basin	HU-Basin, Excavated	CuYd	\$4.80
Sarpy	351	Well Decommissioning	Drilled Well, 300 to 1,000 Feet	Ft	\$19.66
Sarpy	351	Well Decommissioning	HU-Drilled Well, 300 to 1,000 Feet	Ft	\$23.59
Sarpy	351	Well Decommissioning	Wp_Drilled Well, 300 to 1,000 Feet	Ft	\$19.66
Sarpy	351	Well Decommissioning	Drilled Well, Less Than 300 Feet	Ft	\$23.85
Sarpy	351	Well Decommissioning	HU-Drilled Well, Less Than 300 Feet	Ft	\$28.62
Sarpy	351	Well Decommissioning	Wp_Drilled Well, Less Than 300 Feet	Ft	\$23.85
Sarpy	351	Well Decommissioning	Shallow Well, Greater Than 15 Inch Diameter	Ft	\$60.68

County	Code	Practice	Component	Units	Unit Cost
Sarpy	351	Well Decommissioning	HU-Shallow Well, Greater Than 15 Inch Diameter	Ft	\$72.82
Sarpy	351	Well Decommissioning	Wp_Shallow Well, Greater Than 15 Inch Diameter	Ft	\$60.68
Sarpy	351	Well Decommissioning	Shallow Well, Less Than or Equal to 15 Inch Diameter	Ft	\$14.14
Sarpy	351	Well Decommissioning	HU-Shallow Well, Less Than or Equal to 15 Inch Diameter	Ft	\$16.97
Sarpy	351	Well Decommissioning	Wp_Shallow Well, Less Than or Equal to 15 Inch Diameter	Ft	\$14.14
Sarpy	353	Monitoring Well	Borehole, Less Than or Equal to 200 Feet	Ft	\$117.99
Sarpy	353	Monitoring Well	HU-Borehole, Less Than or Equal to 200 Feet	Ft	\$141.58
Sarpy	355	Groundwater Testing	Basic	No	\$55.11
Sarpy	355	Groundwater Testing	HU-Basic	No	\$66.12
Sarpy	355	Groundwater Testing	Wp_Basic	No	\$55.11
Sarpy	355	Groundwater Testing	Full Spectrum	No	\$285.70
Sarpy	355	Groundwater Testing	HU-Full Spectrum	No	\$342.85
Sarpy	355	Groundwater Testing	Wp_Full Spectrum	No	\$285.70
Sarpy	355	Groundwater Testing	Specialty	No	\$266.45
Sarpy	355	Groundwater Testing	HU-Specialty	No	\$319.74
Sarpy	355	Groundwater Testing	Wp_Specialty	No	\$266.45
Sarpy	356	Dike and Levee	Dike, Greater Than Six Feet	Ft	\$35.65
Sarpy	356	Dike and Levee	HU-Dike, Greater Than Six Feet	Ft	\$42.78
Sarpy	356	Dike and Levee	Dike, Less Than or Equal to Six Feet	Ft	\$24.35
Sarpy	356	Dike and Levee	HU-Dike, Less Than or Equal to Six Feet	Ft	\$29.22
Sarpy	356	Dike and Levee	Dike, Wetland	CuYd	\$4.18
Sarpy	356	Dike and Levee	HU-Dike, Wetland	CuYd	\$5.01
Sarpy	359	Waste Treatment Lagoon	Waste Treatment Lagoon	Cu-Ft	\$0.16
Sarpy	359	Waste Treatment Lagoon	HU-Waste Treatment Lagoon	Cu-Ft	\$0.19
Sarpy	360	Waste Facility Closure	Convert to Freshwater	Cu-Ft	\$0.05
Sarpy	360	Waste Facility Closure	HU-Convert to Freshwater	Cu-Ft	\$0.06
Sarpy	360	Waste Facility Closure	Decommission, Concrete Storage	Cu-Ft	\$0.18

County	Code	Practice	Component	Units	Unit Cost
Sarpy	360	Waste Facility Closure	HU-Decommission, Concrete Storage	Cu-Ft	\$0.21
Sarpy	360	Waste Facility Closure	Decommission, Earthen Impoundment	Cu-Ft	\$0.09
Sarpy	360	Waste Facility Closure	HU-Decommission, Earthen Impoundment	Cu-Ft	\$0.11
Sarpy	360	Waste Facility Closure	Decommission, Feedlot	Ac	\$12,498.26
Sarpy	360	Waste Facility Closure	HU-Decommission, Feedlot	Ac	\$14,997.92
Sarpy	360	Waste Facility Closure	Decommission, Underbarn	Cu-Ft	\$1.06
Sarpy	360	Waste Facility Closure	HU-Decommission, Underbarn	Cu-Ft	\$1.27
Sarpy	362	Diversion	Curb, Concrete	Ft	\$32.23
Sarpy	362	Diversion	HU-Curb, Concrete	Ft	\$38.67
Sarpy	362	Diversion	Diversion	CuYd	\$3.46
Sarpy	362	Diversion	HU-Diversion	CuYd	\$4.16
Sarpy	366	Anaerobic Digester	Anaerobic Digester	No	\$1,493,407.01
Sarpy	366	Anaerobic Digester	HU-Anaerobic Digester	No	\$1,792,088.42
Sarpy	366	Anaerobic Digester	Covered Lagoon or Holding Pond	AU	\$368.13
Sarpy	366	Anaerobic Digester	HU-Covered Lagoon or Holding Pond	AU	\$441.76
Sarpy	367	Roofs and Covers	Flexible Membrane Cover	SqFt	\$0.96
Sarpy	367	Roofs and Covers	HU-Flexible Membrane Cover	SqFt	\$1.15
Sarpy	367	Roofs and Covers	Flexible Membrane Cover, Flare	SqFt	\$8.12
Sarpy	367	Roofs and Covers	HU-Flexible Membrane Cover, Flare	SqFt	\$9.75
Sarpy	367	Roofs and Covers	Roof, Hoop	SqFt	\$9.46
Sarpy	367	Roofs and Covers	HU-Roof, Hoop	SqFt	\$11.36
Sarpy	367	Roofs and Covers	Roof, Timber or Steel Sheet	SqFt	\$10.54
Sarpy	367	Roofs and Covers	HU-Roof, Timber or Steel Sheet	SqFt	\$12.65
Sarpy	368	Emergency Animal Mortality Management	Burial	AU	\$123.51
Sarpy	368	Emergency Animal Mortality Management	HU-Burial	AU	\$148.20
Sarpy	368	Emergency Animal Mortality Management	Composting, Carbon Material and Mobilization	AU	\$461.36
Sarpy	368	Emergency Animal Mortality Management	HU-Composting, Carbon Material and Mobilization	AU	\$553.63

County	Code	Practice	Component	Units	Unit Cost
Sarpy	368	Emergency Animal Mortality Management	Composting, In-House	AU	\$91.61
Sarpy	368	Emergency Animal Mortality Management	HU-Composting, In-House	AU	\$109.94
Sarpy	368	Emergency Animal Mortality Management	Incineration, Landfill or Render	AU	\$306.24
Sarpy	368	Emergency Animal Mortality Management	HU-Incineration, Landfill or Render	AU	\$367.49
Sarpy	368	Emergency Animal Mortality Management	Shallow Burial, Swine or Cattle	AU	\$166.85
Sarpy	368	Emergency Animal Mortality Management	HU-Shallow Burial, Swine or Cattle	AU	\$200.22
Sarpy	371	Air Filtration and Scrubbing	Single Pit Fan Biofilter	No	\$18,228.34
Sarpy	371	Air Filtration and Scrubbing	HU-Single Pit Fan Biofilter	No	\$21,874.01
Sarpy	371	Air Filtration and Scrubbing	Traditional Horizontal Biofilter	CuYd	\$36.13
Sarpy	371	Air Filtration and Scrubbing	HU-Traditional Horizontal Biofilter	CuYd	\$43.36
Sarpy	372	Combustion System Improvement	Combustion Engine Replacement, 100 to 199 Brake Horsepower	No	\$17,757.82
Sarpy	372	Combustion System Improvement	HU-Combustion Engine Replacement, 100 to 199 Brake Horsepower	No	\$21,309.39
Sarpy	372	Combustion System Improvement	Combustion Engine Replacement, 50 to 99 Brake Horsepower	No	\$11,660.77
Sarpy	372	Combustion System Improvement	HU-Combustion Engine Replacement, 50 to 99 Brake Horsepower	No	\$13,992.92
Sarpy	372	Combustion System Improvement	Combustion Engine to Electric Motor Tractor Replacement	HP	\$1,369.14
Sarpy	372	Combustion System Improvement	HU-Combustion Engine to Electric Motor Tractor Replacement	HP	\$1,642.98
Sarpy	372	Combustion System Improvement	Combustion Engine to Electric Motor, 12 to 74 Horsepower	No	\$5,101.60
Sarpy	372	Combustion System Improvement	HU-Combustion Engine to Electric Motor, 12 to 74 Horsepower	No	\$6,121.92
Sarpy	372	Combustion System Improvement	Combustion Engine to Electric Motor, 75 to 149 Horsepower	No	\$9,584.65
Sarpy	372	Combustion System Improvement	HU-Combustion Engine to Electric Motor, 75 to 149 Horsepower	No	\$11,501.57
Sarpy	372	Combustion System Improvement	Non-Tractor Mobile Agricultural Equipment Replacement	HP	\$1,222.63
Sarpy	372	Combustion System Improvement	HU-Non-Tractor Mobile Agricultural Equipment Replacement	HP	\$1,467.16
Sarpy	374	Energy Efficient Agricultural Operation	Alley Scraper	No	\$24,394.69
Sarpy	374	Energy Efficient Agricultural Operation	HU-Alley Scraper	No	\$29,273.63
Sarpy	374	Energy Efficient Agricultural Operation	Attic Heat Recovery Vents	No	\$179.85
Sarpy	374	Energy Efficient Agricultural Operation	HU-Attic Heat Recovery Vents	No	\$215.83
Sarpy	374	Energy Efficient Agricultural Operation	Heater, High Efficiency	kBTU/Hr	\$18.30

County	Code	Practice	Component	Units	Unit Cost
Sarpy	374	Energy Efficient Agricultural Operation	HU-Heater, High Efficiency	kBTU/Hr	\$21.96
Sarpy	374	Energy Efficient Agricultural Operation	Motor, 10 to 100 Horsepower	HP	\$99.58
Sarpy	374	Energy Efficient Agricultural Operation	HU-Motor, 10 to 100 Horsepower	HP	\$119.49
Sarpy	374	Energy Efficient Agricultural Operation	Motor, 2 to 9 Horsepower	HP	\$182.24
Sarpy	374	Energy Efficient Agricultural Operation	HU-Motor, 2 to 9 Horsepower	HP	\$218.69
Sarpy	374	Energy Efficient Agricultural Operation	Motor, Greater Than 100 Horsepower	HP	\$121.97
Sarpy	374	Energy Efficient Agricultural Operation	HU-Motor, Greater Than 100 Horsepower	HP	\$146.37
Sarpy	374	Energy Efficient Agricultural Operation	Motor, Less Than or Equal to One Horsepower	HP	\$624.20
Sarpy	374	Energy Efficient Agricultural Operation	HU-Motor, Less Than or Equal to One Horsepower	HP	\$749.04
Sarpy	374	Energy Efficient Agricultural Operation	Plate Cooler	No	\$31,954.51
Sarpy	374	Energy Efficient Agricultural Operation	HU-Plate Cooler	No	\$38,345.41
Sarpy	374	Energy Efficient Agricultural Operation	Plate Cooler, Small	No	\$4,711.26
Sarpy	374	Energy Efficient Agricultural Operation	HU-Plate Cooler, Small	No	\$5,653.51
Sarpy	374	Energy Efficient Agricultural Operation	Radiant System	No	\$1,423.63
Sarpy	374	Energy Efficient Agricultural Operation	HU-Radiant System	No	\$1,708.35
Sarpy	374	Energy Efficient Agricultural Operation	Scroll Compressor	HP	\$561.60
Sarpy	374	Energy Efficient Agricultural Operation	HU-Scroll Compressor	HP	\$673.92
Sarpy	374	Energy Efficient Agricultural Operation	System, Automatic Controller	No	\$1,302.57
Sarpy	374	Energy Efficient Agricultural Operation	HU-System, Automatic Controller	No	\$1,563.08
Sarpy	374	Energy Efficient Agricultural Operation	Telemetry	No	\$1,712.72
Sarpy	374	Energy Efficient Agricultural Operation	HU-Telemetry	No	\$2,055.26
Sarpy	374	Energy Efficient Agricultural Operation	Variable Speed Drive, 5 to 15 Horsepower	HP	\$160.76
Sarpy	374	Energy Efficient Agricultural Operation	HU-Variable Speed Drive, 5 to 15 Horsepower	HP	\$192.92
Sarpy	374	Energy Efficient Agricultural Operation	Variable Speed Drive, Greater Than 15 Horsepower	HP	\$109.63
Sarpy	374	Energy Efficient Agricultural Operation	HU-Variable Speed Drive, Greater Than 15 Horsepower	HP	\$131.57
Sarpy	374	Energy Efficient Agricultural Operation	Variable Speed Drive, Less Than 5 Horsepower	HP	\$837.01
Sarpy	374	Energy Efficient Agricultural Operation	HU-Variable Speed Drive, Less Than 5 Horsepower	HP	\$1,004.41

County	Code	Practice	Component	Units	Unit Cost
Sarpy	374	Energy Efficient Agricultural Operation	Ventilation, Exhaust	No	\$1,734.67
Sarpy	374	Energy Efficient Agricultural Operation	HU-Ventilation, Exhaust	No	\$2,081.62
Sarpy	374	Energy Efficient Agricultural Operation	Ventilation, Horizontal Air Flow	No	\$210.09
Sarpy	374	Energy Efficient Agricultural Operation	HU-Ventilation, Horizontal Air Flow	No	\$252.10
Sarpy	375	Dust Management for Pen Surfaces	Mobile Sprinkler	Ac	\$1,836.60
Sarpy	375	Dust Management for Pen Surfaces	HU-Mobile Sprinkler	Ac	\$2,203.92
Sarpy	375	Dust Management for Pen Surfaces	More Than Two Manure Harvests	Ac	\$2,104.15
Sarpy	375	Dust Management for Pen Surfaces	HU-More Than Two Manure Harvests	Ac	\$2,524.98
Sarpy	375	Dust Management for Pen Surfaces	More Than Two Manure Harvests and Mobile Sprinkler	Ac	\$3,940.75
Sarpy	375	Dust Management for Pen Surfaces	HU-More Than Two Manure Harvests and Mobile Sprinkler	Ac	\$4,728.90
Sarpy	375	Dust Management for Pen Surfaces	One Manure Harvest	Ac	\$526.04
Sarpy	375	Dust Management for Pen Surfaces	HU-One Manure Harvest	Ac	\$631.24
Sarpy	375	Dust Management for Pen Surfaces	One Manure Harvest and Mobile Sprinkler	Ac	\$2,362.64
Sarpy	375	Dust Management for Pen Surfaces	HU-One Manure Harvest and Mobile Sprinkler	Ac	\$2,835.16
Sarpy	375	Dust Management for Pen Surfaces	Two Manure Harvests	Ac	\$1,052.07
Sarpy	375	Dust Management for Pen Surfaces	HU-Two Manure Harvests	Ac	\$1,262.49
Sarpy	375	Dust Management for Pen Surfaces	Two Manure Harvests and Mobile Sprinkler	Ac	\$2,888.67
Sarpy	375	Dust Management for Pen Surfaces	HU-Two Manure Harvests and Mobile Sprinkler	Ac	\$3,466.40
Sarpy	378	Pond	Embankment Pond with greater than or equal to 24 inch Pipe	CuYd	\$4.75
Sarpy	378	Pond	HU-Embankment Pond with greater than or equal to 24 inch Pipe	CuYd	\$5.71
Sarpy	378	Pond	Embankment Pond with less than 24 inch Pipe	CuYd	\$5.76
Sarpy	378	Pond	HU-Embankment Pond with less than 24 inch Pipe	CuYd	\$6.92
Sarpy	378	Pond	Embankment Pond, No Principal Spillway	CuYd	\$4.64
Sarpy	378	Pond	HU-Embankment Pond, No Principal Spillway	CuYd	\$5.57
Sarpy	378	Pond	Excavated Pond	CuYd	\$2.59
Sarpy	378	Pond	HU-Excavated Pond	CuYd	\$3.10
Sarpy	378	Pond	Excavated Pond with Embankment	CuYd	\$3.09

County	Code	Practice	Component	Units	Unit Cost
Sarpy	378	Pond	HU-Excavated Pond with Embankment	CuYd	\$3.72
Sarpy	378	Pond	Rehab Embankment Pond, No Principal Spillway	CuYd	\$8.98
Sarpy	378	Pond	HU-Rehab Embankment Pond, No Principal Spillway	CuYd	\$10.78
Sarpy	378	Pond	Rehab Embankment Pond, With Principal Spillway	DialnFt	\$11.97
Sarpy	378	Pond	HU-Rehab Embankment Pond, With Principal Spillway	DialnFt	\$14.37
Sarpy	380	Windbreak/Shelterbelt Establishment and Renovation	Coppicing	Ft	\$2.73
Sarpy	380	Windbreak/Shelterbelt Establishment and Renovation	HU-Coppicing	Ft	\$3.28
Sarpy	380	Windbreak/Shelterbelt Establishment and Renovation	Machine Plant Trees	Ft	\$0.57
Sarpy	380	Windbreak/Shelterbelt Establishment and Renovation	HU-Machine Plant Trees	Ft	\$0.68
Sarpy	380	Windbreak/Shelterbelt Establishment and Renovation	Machine Plant Trees with Supplemental Water	Ft	\$0.77
Sarpy	380	Windbreak/Shelterbelt Establishment and Renovation	HU-Machine Plant Trees with Supplemental Water	Ft	\$0.92
Sarpy	380	Windbreak/Shelterbelt Establishment and Renovation	Machine Plant Trees with Supplemental Water and Shelters	Ft	\$1.34
Sarpy	380	Windbreak/Shelterbelt Establishment and Renovation	HU-Machine Plant Trees with Supplemental Water and Shelters	Ft	\$1.62
Sarpy	380	Windbreak/Shelterbelt Establishment and Renovation	Machine Plant Trees with Tubes	Ft	\$1.19
Sarpy	380	Windbreak/Shelterbelt Establishment and Renovation	HU-Machine Plant Trees with Tubes	Ft	\$1.43
Sarpy	380	Windbreak/Shelterbelt Establishment and Renovation	Manual Plant, Bareroot	No	\$2.44
Sarpy	380	Windbreak/Shelterbelt Establishment and Renovation	HU-Manual Plant, Bareroot	No	\$2.92
Sarpy	380	Windbreak/Shelterbelt Establishment and Renovation	Manual Plant, Bareroot with Supplemental Water	No	\$7.31
Sarpy	380	Windbreak/Shelterbelt Establishment and Renovation	HU-Manual Plant, Bareroot with Supplemental Water	No	\$8.78
Sarpy	380	Windbreak/Shelterbelt Establishment and Renovation	One Row, Small	Ft	\$3.49
Sarpy	380	Windbreak/Shelterbelt Establishment and Renovation	HU-One Row, Small	Ft	\$4.19
Sarpy	380	Windbreak/Shelterbelt Establishment and Renovation	Renovation, Greater Than 8 Inches Diameter Breast Height, Machine Plant	Ft	\$3.43
Sarpy	380	Windbreak/Shelterbelt Establishment and Renovation	HU-Renovation, Greater Than 8 Inches Diameter Breast Height, Machine Plant	Ft	\$4.12
Sarpy	380	Windbreak/Shelterbelt Establishment and Renovation	Renovation, Greater Than 8 Inches Diameter Breast Height, Manual Plant	Ft	\$5.17
Sarpy	380	Windbreak/Shelterbelt Establishment and Renovation	HU-Renovation, Greater Than 8 Inches Diameter Breast Height, Manual Plant	Ft	\$6.21
Sarpy	380	Windbreak/Shelterbelt Establishment and Renovation	Renovation, Removal of Trees and Shrubs, Manual Plant	Ft	\$3.65
Sarpy	380	Windbreak/Shelterbelt Establishment and Renovation	HU-Renovation, Removal of Trees and Shrubs, Manual Plant	Ft	\$4.39

County	Code	Practice	Component	Units	Unit Cost
Sarpy	380	Windbreak/Shelterbelt Establishment and Renovation	Renovation, Sod Release	Ft	\$0.50
Sarpy	380	Windbreak/Shelterbelt Establishment and Renovation	HU-Renovation, Sod Release	Ft	\$0.60
Sarpy	380	Windbreak/Shelterbelt Establishment and Renovation	Renovation, Supplemental Manual Plant with Container or Bareroot Stock	Ft	\$2.57
Sarpy	380	Windbreak/Shelterbelt Establishment and Renovation	HU-Renovation, Supplemental Manual Plant with Container or Bareroot Stock	Ft	\$3.08
Sarpy	380	Windbreak/Shelterbelt Establishment and Renovation	Renovation, Thinning or Removal of Trees and Shrubs, Machine Plant	Ft	\$2.92
Sarpy	380	Windbreak/Shelterbelt Establishment and Renovation	HU-Renovation, Thinning or Removal of Trees and Shrubs, Machine Plant	Ft	\$3.51
Sarpy	382	Fence	Barbed Wire for Difficult Terrain, Multi-Strand	Ft	\$2.87
Sarpy	382	Fence	HU-Barbed Wire for Difficult Terrain, Multi-Strand	Ft	\$3.44
Sarpy	382	Fence	Barbed Wire for Difficult Terrain, Multi-Strand with Markers	Ft	\$3.00
Sarpy	382	Fence	HU-Barbed Wire for Difficult Terrain, Multi-Strand with Markers	Ft	\$3.60
Sarpy	382	Fence	Barbed Wire, Multi-Strand	Ft	\$2.40
Sarpy	382	Fence	HU-Barbed Wire, Multi-Strand	Ft	\$2.88
Sarpy	382	Fence	Barbed Wire, Multi-Strand with Markers	Ft	\$2.57
Sarpy	382	Fence	HU-Barbed Wire, Multi-Strand with Markers	Ft	\$3.08
Sarpy	382	Fence	Electric, high tensile with energizer	Ft	\$1.16
Sarpy	382	Fence	HU-Electric, high tensile with energizer	Ft	\$1.40
Sarpy	382	Fence	Electric, high tensile with energizer and fence markers	Ft	\$1.34
Sarpy	382	Fence	HU-Electric, high tensile with energizer and fence markers	Ft	\$1.62
Sarpy	382	Fence	High Tensile, Eight Wire Electric	Ft	\$2.68
Sarpy	382	Fence	HU-High Tensile, Eight Wire Electric	Ft	\$3.22
Sarpy	382	Fence	High Tensile, Five Wire Electric	Ft	\$2.41
Sarpy	382	Fence	HU-High Tensile, Five Wire Electric	Ft	\$2.89
Sarpy	382	Fence	Portable Fence	Ft	\$0.23
Sarpy	382	Fence	HU-Portable Fence	Ft	\$0.27
Sarpy	382	Fence	Refabrication of existing fence for multispecies diversity	Ft	\$0.92
Sarpy	382	Fence	HU-Refabrication of existing fence for multispecies diversity	Ft	\$1.10
Sarpy	382	Fence	Virtual Fence, Startup Year One, 51 to 199 Animals	No	\$141.07

County	Code	Practice	Component	Units	Unit Cost
Sarpy	382	Fence	HU-Virtual Fence, Startup Year One, 51 to 199 Animals	No	\$169.30
Sarpy	382	Fence	Virtual Fence, Startup Year One, Greater Than or Equal to 200 Animals	No	\$92.89
Sarpy	382	Fence	HU-Virtual Fence, Startup Year One, Greater Than or Equal to 200 Animals	No	\$111.46
Sarpy	382	Fence	Virtual Fence, Startup Year One, Less Than or Equal to 50 Animals	No	\$268.26
Sarpy	382	Fence	HU-Virtual Fence, Startup Year One, Less Than or Equal to 50 Animals	No	\$321.92
Sarpy	382	Fence	Virtual Fence, Startup Year One, Sheep or Goat	No	\$226.49
Sarpy	382	Fence	HU-Virtual Fence, Startup Year One, Sheep or Goat	No	\$271.79
Sarpy	382	Fence	Woven Wire	Ft	\$2.30
Sarpy	382	Fence	HU-Woven Wire	Ft	\$2.75
Sarpy	382	Fence	Woven Wire, 96 Inch	Ft	\$6.38
Sarpy	382	Fence	HU-Woven Wire, 96 Inch	Ft	\$7.65
Sarpy	383	Fuel Break	Mechanical and Chemical Application	Ac	\$1,669.63
Sarpy	383	Fuel Break	HU-Mechanical and Chemical Application	Ac	\$2,003.56
Sarpy	383	Fuel Break	Mechanical and Chemical Application, Steep Slopes	Ac	\$2,596.79
Sarpy	383	Fuel Break	HU-Mechanical and Chemical Application, Steep Slopes	Ac	\$3,116.15
Sarpy	383	Fuel Break	Mechanical Application, Non-Forest Land	Ac	\$291.27
Sarpy	383	Fuel Break	HU-Mechanical Application, Non-Forest Land	Ac	\$349.52
Sarpy	384	Woody Residue Treatment	Air Curtain Burner	Ac	\$180.84
Sarpy	384	Woody Residue Treatment	HU-Air Curtain Burner	Ac	\$217.01
Sarpy	384	Woody Residue Treatment	Mechanical and Manual Control for Slash, 5 to 15 Tons per Acre	Ac	\$500.24
Sarpy	384	Woody Residue Treatment	HU-Mechanical and Manual Control for Slash, 5 to 15 Tons per Acre	Ac	\$600.29
Sarpy	384	Woody Residue Treatment	Mechanical and Manual Control for Slash, Greater Than 15 Tons per Acre	Ac	\$1,334.13
Sarpy	384	Woody Residue Treatment	HU-Mechanical and Manual Control for Slash, Greater Than 15 Tons per Acre	Ac	\$1,600.96
Sarpy	384	Woody Residue Treatment	Mechanical and Manual Control for Slash, Less Than 5 Tons per Acre	Ac	\$126.19
Sarpy	384	Woody Residue Treatment	HU-Mechanical and Manual Control for Slash, Less Than 5 Tons per Acre	Ac	\$151.43
Sarpy	384	Woody Residue Treatment	Mechanical and Manual Control, Chipping and Hauling Offsite	Ac	\$285.13
Sarpy	384	Woody Residue Treatment	HU-Mechanical and Manual Control, Chipping and Hauling Offsite	Ac	\$342.15

County	Code	Practice	Component	Units	Unit Cost
Sarpy	384	Woody Residue Treatment	Mechanical and Manual Control, Consolidated Slash Pile	Ac	\$172.31
Sarpy	384	Woody Residue Treatment	HU-Mechanical and Manual Control, Consolidated Slash Pile	Ac	\$206.76
Sarpy	384	Woody Residue Treatment	Mechanical Control, Chaining	Ac	\$127.30
Sarpy	384	Woody Residue Treatment	HU-Mechanical Control, Chaining	Ac	\$152.75
Sarpy	384	Woody Residue Treatment	Restoration, Coservation Treatment After Catastropic Events	Ac	\$2,051.68
Sarpy	384	Woody Residue Treatment	HU-Restoration, Coservation Treatment After Catastropic Events	Ac	\$2,462.03
Sarpy	386	Field Border	Field Border, Small	kSqFt	\$66.30
Sarpy	386	Field Border	HU-Field Border, Small	kSqFt	\$79.57
Sarpy	386	Field Border	Pr_Field Border, Small	kSqFt	\$79.57
Sarpy	386	Field Border	Wp_Field Border, Small	kSqFt	\$66.30
Sarpy	386	Field Border	Introduced Species	Ac	\$94.42
Sarpy	386	Field Border	HU-Introduced Species	Ac	\$113.29
Sarpy	386	Field Border	Pr_Introduced Species	Ac	\$113.29
Sarpy	386	Field Border	Wp_Introduced Species	Ac	\$94.42
Sarpy	386	Field Border	Introduced Species, Foregone Income	Ac	\$432.72
Sarpy	386	Field Border	HU-Introduced Species, Foregone Income	Ac	\$451.60
Sarpy	386	Field Border	Pr_Introduced Species, Foregone Income	Ac	\$451.60
Sarpy	386	Field Border	Wp_Introduced Species, Foregone Income	Ac	\$432.72
Sarpy	386	Field Border	Native Species	Ac	\$175.90
Sarpy	386	Field Border	HU-Native Species	Ac	\$211.08
Sarpy	386	Field Border	Pr_Native Species	Ac	\$211.08
Sarpy	386	Field Border	Wp_Native Species	Ac	\$175.90
Sarpy	386	Field Border	Native Species, Foregone Income	Ac	\$514.21
Sarpy	386	Field Border	HU-Native Species, Foregone Income	Ac	\$549.39
Sarpy	386	Field Border	Pr_Native Species, Foregone Income	Ac	\$549.39
Sarpy	386	Field Border	Wp_Native Species, Foregone Income	Ac	\$514.21
Sarpy	386	Field Border	Pollinator	Ac	\$490.59

County	Code	Practice	Component	Units	Unit Cost
Sarpy	386	Field Border	HU-Pollinator	Ac	\$588.72
Sarpy	386	Field Border	Pr_Pollinator	Ac	\$588.72
Sarpy	386	Field Border	Wp_Pollinator	Ac	\$490.59
Sarpy	386	Field Border	Pollinator, Foregone Income	Ac	\$828.90
Sarpy	386	Field Border	HU-Pollinator, Foregone Income	Ac	\$927.03
Sarpy	386	Field Border	Pr_Pollinator, Foregone Income	Ac	\$927.03
Sarpy	386	Field Border	Wp_Pollinator, Foregone Income	Ac	\$828.90
Sarpy	388	Irrigation Field Ditch	Irrigation Field Ditch	CuYd	\$2.83
Sarpy	388	Irrigation Field Ditch	HU-Irrigation Field Ditch	CuYd	\$3.40
Sarpy	390	Riparian Herbaceous Cover	Native Perennial Grasses, Legumes, and Forbs Mix	Ac	\$214.11
Sarpy	390	Riparian Herbaceous Cover	HU-Native Perennial Grasses, Legumes, and Forbs Mix	Ac	\$256.94
Sarpy	390	Riparian Herbaceous Cover	Wp_Native Perennial Grasses, Legumes, and Forbs Mix	Ac	\$214.11
Sarpy	390	Riparian Herbaceous Cover	Native Perennial Grasses, Legumes, and Forbs Mix, Foregone Income	Ac	\$260.12
Sarpy	390	Riparian Herbaceous Cover	HU-Native Perennial Grasses, Legumes, and Forbs Mix, Foregone Income	Ac	\$302.95
Sarpy	390	Riparian Herbaceous Cover	Wp_Native Perennial Grasses, Legumes, and Forbs Mix, Foregone Income	Ac	\$260.12
Sarpy	390	Riparian Herbaceous Cover	Native Perennial Grasses, Low Density	Ac	\$161.99
Sarpy	390	Riparian Herbaceous Cover	HU-Native Perennial Grasses, Low Density	Ac	\$194.39
Sarpy	390	Riparian Herbaceous Cover	Wp_Native Perennial Grasses, Low Density	Ac	\$161.99
Sarpy	390	Riparian Herbaceous Cover	Native Perennial Grasses, Low Density, Foregone Income	Ac	\$208.01
Sarpy	390	Riparian Herbaceous Cover	HU-Native Perennial Grasses, Low Density, Foregone Income	Ac	\$240.41
Sarpy	390	Riparian Herbaceous Cover	Wp_Native Perennial Grasses, Low Density, Foregone Income	Ac	\$208.01
Sarpy	390	Riparian Herbaceous Cover	Pollinator Habitat	Ac	\$1,138.50
Sarpy	390	Riparian Herbaceous Cover	HU-Pollinator Habitat	Ac	\$1,366.19
Sarpy	390	Riparian Herbaceous Cover	Wp_Pollinator Habitat	Ac	\$1,138.50
Sarpy	391	Riparian Forest Buffer	Bare-root, hand planted	Ac	\$2,661.53
Sarpy	391	Riparian Forest Buffer	HU-Bare-root, hand planted	Ac	\$3,193.83
Sarpy	391	Riparian Forest Buffer	Pr_Bare-root, hand planted	Ac	\$3,193.83

County	Code	Practice	Component	Units	Unit Cost
Sarpy	391	Riparian Forest Buffer	Wp_Bare-root, hand planted	Ac	\$2,661.53
Sarpy	391	Riparian Forest Buffer	Bare-root, machine planted	Ac	\$1,745.29
Sarpy	391	Riparian Forest Buffer	HU-Bare-root, machine planted	Ac	\$2,094.35
Sarpy	391	Riparian Forest Buffer	Pr_Bare-root, machine planted	Ac	\$2,094.35
Sarpy	391	Riparian Forest Buffer	Wp_Bare-root, machine planted	Ac	\$1,745.29
Sarpy	391	Riparian Forest Buffer	Bare-root, machine planted (FI)	Ac	\$1,781.18
Sarpy	391	Riparian Forest Buffer	HU-Bare-root, machine planted (FI)	Ac	\$2,050.14
Sarpy	391	Riparian Forest Buffer	Pr_Bare-root, machine planted (FI)	Ac	\$2,050.14
Sarpy	391	Riparian Forest Buffer	Wp_Bare-root, machine planted (FI)	Ac	\$1,781.18
Sarpy	391	Riparian Forest Buffer	Cuttings	Ac	\$4,968.73
Sarpy	391	Riparian Forest Buffer	HU-Cuttings	Ac	\$5,962.48
Sarpy	391	Riparian Forest Buffer	Pr_Cuttings	Ac	\$5,962.48
Sarpy	391	Riparian Forest Buffer	Wp_Cuttings	Ac	\$4,968.73
Sarpy	391	Riparian Forest Buffer	Direct Seeding (FI)	Ac	\$1,452.85
Sarpy	391	Riparian Forest Buffer	HU-Direct Seeding (FI)	Ac	\$1,656.66
Sarpy	391	Riparian Forest Buffer	Pr_Direct Seeding (FI)	Ac	\$1,656.66
Sarpy	391	Riparian Forest Buffer	Wp_Direct Seeding (FI)	Ac	\$1,452.85
Sarpy	391	Riparian Forest Buffer	Seeding	Ac	\$346.17
Sarpy	391	Riparian Forest Buffer	HU-Seeding	Ac	\$415.41
Sarpy	391	Riparian Forest Buffer	Pr_Seeding	Ac	\$415.41
Sarpy	391	Riparian Forest Buffer	Wp_Seeding	Ac	\$346.17
Sarpy	391	Riparian Forest Buffer	Small container, machine planted (FI)	Ac	\$2,717.47
Sarpy	391	Riparian Forest Buffer	HU-Small container, machine planted (FI)	Ac	\$3,173.68
Sarpy	391	Riparian Forest Buffer	Pr_Small container, machine planted (FI)	Ac	\$3,173.68
Sarpy	391	Riparian Forest Buffer	Wp_Small container, machine planted (FI)	Ac	\$2,717.47
Sarpy	393	Filter Strip	Introduced Species	Ac	\$182.98
Sarpy	393	Filter Strip	HU-Introduced Species	Ac	\$219.57

County	Code	Practice	Component	Units	Unit Cost
Sarpy	393	Filter Strip	Pr_Introduced Species	Ac	\$219.57
Sarpy	393	Filter Strip	Wp_Introduced Species	Ac	\$182.98
Sarpy	393	Filter Strip	Introduced Species, Foregone Income	Ac	\$521.28
Sarpy	393	Filter Strip	HU-Introduced Species, Foregone Income	Ac	\$557.88
Sarpy	393	Filter Strip	Pr_Introduced Species, Foregone Income	Ac	\$557.88
Sarpy	393	Filter Strip	Wp_Introduced Species, Foregone Income	Ac	\$521.28
Sarpy	393	Filter Strip	Native Species	Ac	\$253.07
Sarpy	393	Filter Strip	HU-Native Species	Ac	\$303.69
Sarpy	393	Filter Strip	Pr_Native Species	Ac	\$303.69
Sarpy	393	Filter Strip	Wp_Native Species	Ac	\$253.07
Sarpy	393	Filter Strip	Native Species with Moderate Grading	Ac	\$1,267.12
Sarpy	393	Filter Strip	HU-Native Species with Moderate Grading	Ac	\$1,520.55
Sarpy	393	Filter Strip	Pr_Native Species with Moderate Grading	Ac	\$1,520.55
Sarpy	393	Filter Strip	Wp_Native Species with Moderate Grading	Ac	\$1,267.12
Sarpy	393	Filter Strip	Native Species with Moderate Grading, Foregone Income	Ac	\$1,605.43
Sarpy	393	Filter Strip	HU-Native Species with Moderate Grading, Foregone Income	Ac	\$1,858.86
Sarpy	393	Filter Strip	Pr_Native Species with Moderate Grading, Foregone Income	Ac	\$1,858.86
Sarpy	393	Filter Strip	Wp_Native Species with Moderate Grading, Foregone Income	Ac	\$1,605.43
Sarpy	393	Filter Strip	Native Species, Foregone Income	Ac	\$591.38
Sarpy	393	Filter Strip	HU-Native Species, Foregone Income	Ac	\$642.00
Sarpy	393	Filter Strip	Pr_Native Species, Foregone Income	Ac	\$642.00
Sarpy	393	Filter Strip	Wp_Native Species, Foregone Income	Ac	\$591.38
Sarpy	394	Firebreak	Bare Soil, Bladed or Disked, Greater Than or Equal to 30 Feet	Ft	\$3.79
Sarpy	394	Firebreak	HU-Bare Soil, Bladed or Disked, Greater Than or Equal to 30 Feet	Ft	\$4.55
Sarpy	394	Firebreak	Bare Soil, Bladed or Disked, Less Than or Equal to 15 Percent Slope	Ft	\$0.13
Sarpy	394	Firebreak	HU-Bare Soil, Bladed or Disked, Less Than or Equal to 15 Percent Slope	Ft	\$0.16
Sarpy	394	Firebreak	Permanent Vegetation, 30 Feet	Ft	\$0.37

County	Code	Practice	Component	Units	Unit Cost
Sarpy	394	Firebreak	HU-Permanent Vegetation, 30 Feet	Ft	\$0.46
Sarpy	394	Firebreak	Vegetation with Bush Hog, 30 Feet	Ft	\$0.15
Sarpy	394	Firebreak	HU-Vegetation with Bush Hog, 30 Feet	Ft	\$0.18
Sarpy	394	Firebreak	Vegetation, 5 to 45 Percent Slope	Ft	\$0.90
Sarpy	394	Firebreak	HU-Vegetation, 5 to 45 Percent Slope	Ft	\$1.07
Sarpy	395	Stream Habitat Improvement and Management	Fish Barrier	CuYd	\$7,084.70
Sarpy	395	Stream Habitat Improvement and Management	HU-Fish Barrier	CuYd	\$8,501.63
Sarpy	395	Stream Habitat Improvement and Management	Rock and Wood Structure	Ac	\$28,259.44
Sarpy	395	Stream Habitat Improvement and Management	HU-Rock and Wood Structure	Ac	\$33,911.33
Sarpy	395	Stream Habitat Improvement and Management	Rock Structure, Boulders Instream	Ac	\$15,680.33
Sarpy	395	Stream Habitat Improvement and Management	HU-Rock Structure, Boulders Instream	Ac	\$18,816.40
Sarpy	395	Stream Habitat Improvement and Management	Wood Structure, Root Wads, Instream	Ac	\$16,122.91
Sarpy	395	Stream Habitat Improvement and Management	HU-Wood Structure, Root Wads, Instream	Ac	\$19,347.49
Sarpy	396	Aquatic Organism Passage	Crossing, Low Water	CuYd	\$210.74
Sarpy	396	Aquatic Organism Passage	HU-Crossing, Low Water	CuYd	\$252.89
Sarpy	396	Aquatic Organism Passage	Culvert, Corrugated Metal Pipe	No	\$9,333.20
Sarpy	396	Aquatic Organism Passage	HU-Culvert, Corrugated Metal Pipe	No	\$11,199.84
Sarpy	396	Aquatic Organism Passage	Fishway, Nature-Like	Ac	\$38,274.50
Sarpy	396	Aquatic Organism Passage	HU-Fishway, Nature-Like	Ac	\$45,929.39
Sarpy	396	Aquatic Organism Passage	Removal, Passage Barriers	CuYd	\$35.28
Sarpy	396	Aquatic Organism Passage	HU-Removal, Passage Barriers	CuYd	\$42.33
Sarpy	399	Fishpond Management	Depth Management	Ac	\$6,860.56
Sarpy	399	Fishpond Management	HU-Depth Management	Ac	\$8,232.66
Sarpy	399	Fishpond Management	Structure, Habitat	Ac	\$1,031.66
Sarpy	399	Fishpond Management	HU-Structure, Habitat	Ac	\$1,237.98
Sarpy	399	Fishpond Management	Vegetation, Native	Ac	\$931.02
Sarpy	399	Fishpond Management	HU-Vegetation, Native	Ac	\$1,117.22

County	Code	Practice	Component	Units	Unit Cost
Sarpy	402	Dam	Pipe, Spillway	CuYd	\$5.61
Sarpy	402	Dam	HU-Pipe, Spillway	CuYd	\$6.73
Sarpy	410	Grade Stabilization Structure	Chute Structure, Concrete Block	SqFt	\$7.29
Sarpy	410	Grade Stabilization Structure	HU-Chute Structure, Concrete Block	SqFt	\$8.76
Sarpy	410	Grade Stabilization Structure	Chute Structure, Rock	CuYd	\$127.05
Sarpy	410	Grade Stabilization Structure	HU-Chute Structure, Rock	CuYd	\$152.46
Sarpy	410	Grade Stabilization Structure	Dam and Spillway, Rehabilitation	DialnFt	\$12.15
Sarpy	410	Grade Stabilization Structure	HU-Dam and Spillway, Rehabilitation	DialnFt	\$14.58
Sarpy	410	Grade Stabilization Structure	Drop Structure, Box	CuYd	\$1,015.21
Sarpy	410	Grade Stabilization Structure	HU-Drop Structure, Box	CuYd	\$1,218.25
Sarpy	410	Grade Stabilization Structure	Drop Structure, Concrete Block Mat	SqFt	\$8.09
Sarpy	410	Grade Stabilization Structure	HU-Drop Structure, Concrete Block Mat	SqFt	\$9.71
Sarpy	410	Grade Stabilization Structure	Drop Structure, Gabion Mattress	CuYd	\$178.74
Sarpy	410	Grade Stabilization Structure	HU-Drop Structure, Gabion Mattress	CuYd	\$214.49
Sarpy	410	Grade Stabilization Structure	Drop Structure, Metal	SqFt	\$54.73
Sarpy	410	Grade Stabilization Structure	HU-Drop Structure, Metal	SqFt	\$65.67
Sarpy	410	Grade Stabilization Structure	Drop Structure, Precast Modular Blocks	CuYd	\$403.06
Sarpy	410	Grade Stabilization Structure	HU-Drop Structure, Precast Modular Blocks	CuYd	\$483.68
Sarpy	410	Grade Stabilization Structure	Drop Structure, Weir	SqFt	\$124.98
Sarpy	410	Grade Stabilization Structure	HU-Drop Structure, Weir	SqFt	\$149.98
Sarpy	410	Grade Stabilization Structure	Drop Structure, Weir with Sheet Pile	SqFt	\$61.51
Sarpy	410	Grade Stabilization Structure	HU-Drop Structure, Weir with Sheet Pile	SqFt	\$73.81
Sarpy	410	Grade Stabilization Structure	Embankment, No Spillway Pipe	CuYd	\$4.63
Sarpy	410	Grade Stabilization Structure	HU-Embankment, No Spillway Pipe	CuYd	\$5.56
Sarpy	410	Grade Stabilization Structure	Embankment, Pipe <24 inch	CuYd	\$5.76
Sarpy	410	Grade Stabilization Structure	HU-Embankment, Pipe <24 inch	CuYd	\$6.92
Sarpy	410	Grade Stabilization Structure	Embankment, Pipe >=24 inch	CuYd	\$4.76

County	Code	Practice	Component	Units	Unit Cost
Sarpy	410	Grade Stabilization Structure	HU-Embankment, Pipe >=24 inch	CuYd	\$5.71
Sarpy	410	Grade Stabilization Structure	Embankment, Soil Treatment	CuYd	\$9.28
Sarpy	410	Grade Stabilization Structure	HU-Embankment, Soil Treatment	CuYd	\$11.14
Sarpy	410	Grade Stabilization Structure	Pipe Drop, Corrugated Metal Pipe	SqFt	\$20.39
Sarpy	410	Grade Stabilization Structure	HU-Pipe Drop, Corrugated Metal Pipe	SqFt	\$24.47
Sarpy	410	Grade Stabilization Structure	Pipe Drop, Plastic	SqFt	\$58.57
Sarpy	410	Grade Stabilization Structure	HU-Pipe Drop, Plastic	SqFt	\$70.29
Sarpy	410	Grade Stabilization Structure	Pipe Drop, Steel	SqFt	\$15.81
Sarpy	410	Grade Stabilization Structure	HU-Pipe Drop, Steel	SqFt	\$18.97
Sarpy	410	Grade Stabilization Structure	Pipe, 8 to 12 Inch	CuYd	\$5.99
Sarpy	410	Grade Stabilization Structure	HU-Pipe, 8 to 12 Inch	CuYd	\$7.19
Sarpy	410	Grade Stabilization Structure	Pipe, Greater Than 12 Inch	CuYd	\$8.32
Sarpy	410	Grade Stabilization Structure	HU-Pipe, Greater Than 12 Inch	CuYd	\$9.99
Sarpy	410	Grade Stabilization Structure	Pipe, Less Than or Equal to 6 Inch	CuYd	\$4.95
Sarpy	410	Grade Stabilization Structure	HU-Pipe, Less Than or Equal to 6 Inch	CuYd	\$5.95
Sarpy	410	Grade Stabilization Structure	Rock Drop	SqFt	\$85.80
Sarpy	410	Grade Stabilization Structure	HU-Rock Drop	SqFt	\$102.96
Sarpy	412	Grassed Waterway	Waterway with Side Dikes or Checks	Ac	\$5,799.25
Sarpy	412	Grassed Waterway	HU-Waterway with Side Dikes or Checks	Ac	\$6,959.10
Sarpy	412	Grassed Waterway	Wp_Waterway with Side Dikes or Checks	Ac	\$5,799.25
Sarpy	412	Grassed Waterway	Waterway, 25 to 50 ft2	Ac	\$4,533.82
Sarpy	412	Grassed Waterway	HU-Waterway, 25 to 50 ft2	Ac	\$5,440.58
Sarpy	412	Grassed Waterway	Wp_Waterway, 25 to 50 ft2	Ac	\$4,533.82
Sarpy	412	Grassed Waterway	Waterway, 50 to 100 ft2	Ac	\$5,499.38
Sarpy	412	Grassed Waterway	HU-Waterway, 50 to 100 ft2	Ac	\$6,599.26
Sarpy	412	Grassed Waterway	Wp_Waterway, 50 to 100 ft2	Ac	\$5,499.38
Sarpy	412	Grassed Waterway	Waterway, Crop Season Construction	Ac	\$4,872.12

County	Code	Practice	Component	Units	Unit Cost
Sarpy	412	Grassed Waterway	HU-Waterway, Crop Season Construction	Ac	\$5,778.89
Sarpy	412	Grassed Waterway	Wp_Waterway, Crop Season Construction	Ac	\$4,872.12
Sarpy	412	Grassed Waterway	Waterway, high excavation volume per acre	CuYd	\$3.09
Sarpy	412	Grassed Waterway	HU-Waterway, high excavation volume per acre	CuYd	\$3.71
Sarpy	412	Grassed Waterway	Wp_Waterway, high excavation volume per acre	CuYd	\$3.09
Sarpy	412	Grassed Waterway	Waterway, less than 25 ft2	Ac	\$3,758.44
Sarpy	412	Grassed Waterway	HU-Waterway, less than 25 ft2	Ac	\$4,510.12
Sarpy	412	Grassed Waterway	Wp_Waterway, less than 25 ft2	Ac	\$3,758.44
Sarpy	420	Wildlife Habitat Planting	High Species Diversity on Cropland with Foregone Income	Ac	\$1,037.08
Sarpy	420	Wildlife Habitat Planting	HU-High Species Diversity on Cropland with Foregone Income	Ac	\$1,170.18
Sarpy	420	Wildlife Habitat Planting	Pr_High Species Diversity on Cropland with Foregone Income	Ac	\$1,170.18
Sarpy	420	Wildlife Habitat Planting	High Species Diversity on Fallow or Non-Cropland, no Foregone Income	Ac	\$534.17
Sarpy	420	Wildlife Habitat Planting	HU-High Species Diversity on Fallow or Non-Cropland, no Foregone Income	Ac	\$641.00
Sarpy	420	Wildlife Habitat Planting	Pr_High Species Diversity on Fallow or Non-Cropland, no Foregone Income	Ac	\$641.00
Sarpy	420	Wildlife Habitat Planting	Low Species Diversity on Cropland with Foregone Income	Ac	\$701.53
Sarpy	420	Wildlife Habitat Planting	HU-Low Species Diversity on Cropland with Foregone Income	Ac	\$767.52
Sarpy	420	Wildlife Habitat Planting	Pr_Low Species Diversity on Cropland with Foregone Income	Ac	\$767.52
Sarpy	420	Wildlife Habitat Planting	Low Species Diversity on Non-Cropland, no Foregone Income	Ac	\$272.09
Sarpy	420	Wildlife Habitat Planting	HU-Low Species Diversity on Non-Cropland, no Foregone Income	Ac	\$326.51
Sarpy	420	Wildlife Habitat Planting	Pr_Low Species Diversity on Non-Cropland, no Foregone Income	Ac	\$326.51
Sarpy	420	Wildlife Habitat Planting	Specialized Habitat Requirements on Cropland with Foregone Income	Ac	\$1,526.07
Sarpy	420	Wildlife Habitat Planting	HU-Specialized Habitat Requirements on Cropland with Foregone Income	Ac	\$1,756.98
Sarpy	420	Wildlife Habitat Planting	Pr_Specialized Habitat Requirements on Cropland with Foregone Income	Ac	\$1,756.98
Sarpy	420	Wildlife Habitat Planting	Specialized Habitat Requirements on Non-Cropland, no Foregone Income	Ac	\$1,170.11
Sarpy	420	Wildlife Habitat Planting	HU-Specialized Habitat Requirements on Non-Cropland, no Foregone Income	Ac	\$1,404.12
Sarpy	420	Wildlife Habitat Planting	Pr_Specialized Habitat Requirements on Non-Cropland, no Foregone Income	Ac	\$1,404.12
Sarpy	420	Wildlife Habitat Planting	Very Small Acreage (<.5 ac) Planting with Seedlings	SqFt	\$0.53

County	Code	Practice	Component	Units	Unit Cost
Sarpy	420	Wildlife Habitat Planting	HU-Very Small Acreage (<.5 ac) Planting with Seedlings	SqFt	\$0.64
Sarpy	420	Wildlife Habitat Planting	Pr_Very Small Acreage (<.5 ac) Planting with Seedlings	SqFt	\$0.64
Sarpy	422	Hedgerow Planting	Bareroot, machine plant (FI)	Ft	\$1.07
Sarpy	422	Hedgerow Planting	HU-Bareroot, machine plant (FI)	Ft	\$1.24
Sarpy	422	Hedgerow Planting	Container, Machine Plant (FI)	Ft	\$1.20
Sarpy	422	Hedgerow Planting	HU-Container, Machine Plant (FI)	Ft	\$1.41
Sarpy	422	Hedgerow Planting	Contour	Ft	\$3.37
Sarpy	422	Hedgerow Planting	HU-Contour	Ft	\$4.04
Sarpy	422	Hedgerow Planting	Contour, exotic grass	Ft	\$3.67
Sarpy	422	Hedgerow Planting	HU-Contour, exotic grass	Ft	\$4.40
Sarpy	422	Hedgerow Planting	Pollinator Habitat	Ft	\$3.41
Sarpy	422	Hedgerow Planting	HU-Pollinator Habitat	Ft	\$4.09
Sarpy	422	Hedgerow Planting	Wildlife Cool Season	Ft	\$3.37
Sarpy	422	Hedgerow Planting	HU-Wildlife Cool Season	Ft	\$4.03
Sarpy	422	Hedgerow Planting	Wildlife machine plant	Ft	\$0.65
Sarpy	422	Hedgerow Planting	HU-Wildlife machine plant	Ft	\$0.78
Sarpy	422	Hedgerow Planting	Wildlife, Warm Season Grass	Ft	\$3.48
Sarpy	422	Hedgerow Planting	HU-Wildlife, Warm Season Grass	Ft	\$4.18
Sarpy	428	Irrigation Ditch Lining	Concrete Lining	SqYd	\$17.61
Sarpy	428	Irrigation Ditch Lining	HU-Concrete Lining	SqYd	\$21.13
Sarpy	428	Irrigation Ditch Lining	Flexible Lining	SqYd	\$8.71
Sarpy	428	Irrigation Ditch Lining	HU-Flexible Lining	SqYd	\$10.45
Sarpy	430	Irrigation Pipeline	Boring, by the pound, small scale	Lb	\$125.01
Sarpy	430	Irrigation Pipeline	HU-Boring, by the pound, small scale	Lb	\$187.52
Sarpy	430	Irrigation Pipeline	Wp_Boring, by the pound, small scale	Lb	\$125.01
Sarpy	430	Irrigation Pipeline	HDPE (Iron Pipe Size and Tubing), less than or equal to 2 inch, Small Scale, No Joint Fusing	Lb	\$12.83

County	Code	Practice	Component	Units	Unit Cost
Sarpy	430	Irrigation Pipeline	HU-HDPE (Iron Pipe Size and Tubing), less than or equal to 2 inch, Small Scale, No Joint Fusing	Lb	\$19.24
Sarpy	430	Irrigation Pipeline	Wp_HDPE (Iron Pipe Size and Tubing), less than or equal to 2 inch, Small Scale, No Joint Fusing	Lb	\$12.83
Sarpy	430	Irrigation Pipeline	HDPE, by the pound	Lb	\$2.31
Sarpy	430	Irrigation Pipeline	HU-HDPE, by the pound	Lb	\$3.45
Sarpy	430	Irrigation Pipeline	Wp_HDPE, by the pound	Lb	\$2.31
Sarpy	430	Irrigation Pipeline	PVC (Iron Pipe Size), less than or equal to 4 inch, Small Scale System	Lnft	\$5.40
Sarpy	430	Irrigation Pipeline	HU-PVC (Iron Pipe Size), less than or equal to 4 inch, Small Scale System	Lnft	\$8.10
Sarpy	430	Irrigation Pipeline	Wp_PVC (Iron Pipe Size), less than or equal to 4 inch, Small Scale System	Lnft	\$5.40
Sarpy	430	Irrigation Pipeline	PVC, 10-in by the foot	Ft	\$8.66
Sarpy	430	Irrigation Pipeline	HU-PVC, 10-in by the foot	Ft	\$12.98
Sarpy	430	Irrigation Pipeline	Wp_PVC, 10-in by the foot	Ft	\$8.66
Sarpy	430	Irrigation Pipeline	PVC, by pound, boring	Lb	\$4.91
Sarpy	430	Irrigation Pipeline	HU-PVC, by pound, boring	Lb	\$7.36
Sarpy	430	Irrigation Pipeline	Wp_PVC, by pound, boring	Lb	\$4.91
Sarpy	430	Irrigation Pipeline	PVC, by the pound	Lb	\$2.91
Sarpy	430	Irrigation Pipeline	HU-PVC, by the pound	Lb	\$4.38
Sarpy	430	Irrigation Pipeline	Wp_PVC, by the pound	Lb	\$2.91
Sarpy	430	Irrigation Pipeline	Surface HDPE (Iron Pipe Size and Tubing), less than or equal to 2 inch, Small Scale	Lb	\$5.98
Sarpy	430	Irrigation Pipeline	HU-Surface HDPE (Iron Pipe Size and Tubing), less than or equal to 2 inch, Small Scale	Lb	\$8.96
Sarpy	430	Irrigation Pipeline	Wp_Surface HDPE (Iron Pipe Size and Tubing), less than or equal to 2 inch, Small Scale	Lb	\$5.98
Sarpy	432	Dry Hydrant	PVC	No	\$4,366.11
Sarpy	432	Dry Hydrant	HU-PVC	No	\$5,239.33
Sarpy	436	Irrigation Reservoir	Embankment Dam	CuYd	\$3.06
Sarpy	436	Irrigation Reservoir	HU-Embankment Dam	CuYd	\$4.60

County	Code	Practice	Component	Units	Unit Cost
Sarpy	436	Irrigation Reservoir	Embankment Reservoir > 30 Acre-Feet	CuYd	\$2.31
Sarpy	436	Irrigation Reservoir	HU-Embankment Reservoir > 30 Acre-Feet	CuYd	\$3.46
Sarpy	436	Irrigation Reservoir	Excavated Tailwater Pit	CuYd	\$1.37
Sarpy	436	Irrigation Reservoir	HU-Excavated Tailwater Pit	CuYd	\$2.05
Sarpy	436	Irrigation Reservoir	Plastic tank, less than or equal to 1,000 gallons	Gal	\$1.30
Sarpy	436	Irrigation Reservoir	HU-Plastic tank, less than or equal to 1,000 gallons	Gal	\$1.96
Sarpy	441	Irrigation System, Microirrigation	SDI (Subsurface Drip Irrigation)	Ac	\$1,328.60
Sarpy	441	Irrigation System, Microirrigation	HU-SDI (Subsurface Drip Irrigation)	Ac	\$1,992.89
Sarpy	441	Irrigation System, Microirrigation	Wp_SD I (Subsurface Drip Irrigation)	Ac	\$1,328.60
Sarpy	441	Irrigation System, Microirrigation	Small Microirrigation System	SqFt	\$0.66
Sarpy	441	Irrigation System, Microirrigation	HU-Small Microirrigation System	SqFt	\$0.98
Sarpy	441	Irrigation System, Microirrigation	Wp_Small Microirrigation System	SqFt	\$0.66
Sarpy	441	Irrigation System, Microirrigation	Surface PE, with emitters, high tunnel	SqFt	\$0.61
Sarpy	441	Irrigation System, Microirrigation	HU-Surface PE, with emitters, high tunnel	SqFt	\$0.91
Sarpy	441	Irrigation System, Microirrigation	Wp_Surface PE, with emitters, high tunnel	SqFt	\$0.61
Sarpy	441	Irrigation System, Microirrigation	Surface PE, with emitters, trees and shrubs	No	\$2.02
Sarpy	441	Irrigation System, Microirrigation	HU-Surface PE, with emitters, trees and shrubs	No	\$3.03
Sarpy	441	Irrigation System, Microirrigation	Wp_Surface PE, with emitters, trees and shrubs	No	\$2.02
Sarpy	441	Irrigation System, Microirrigation	Surface Tape <5 acres	Ac	\$2,529.43
Sarpy	441	Irrigation System, Microirrigation	HU-Surface Tape <5 acres	Ac	\$3,794.13
Sarpy	441	Irrigation System, Microirrigation	Wp_Surface Tape <5 acres	Ac	\$2,529.43
Sarpy	442	Sprinkler System	Gravity to Pivot Conversion	Ft	\$46.00
Sarpy	442	Sprinkler System	HU-Gravity to Pivot Conversion	Ft	\$68.99
Sarpy	442	Sprinkler System	Wp_Gravity to Pivot Conversion	Ft	\$46.00
Sarpy	442	Sprinkler System	Gravity to Pivot Conversion with VRI	Ft	\$69.58
Sarpy	442	Sprinkler System	HU-Gravity to Pivot Conversion with VRI	Ft	\$104.37
Sarpy	442	Sprinkler System	Wp_Gravity to Pivot Conversion with VRI	Ft	\$69.58

County	Code	Practice	Component	Units	Unit Cost
Sarpy	442	Sprinkler System	Linear Move System	Ft	\$72.64
Sarpy	442	Sprinkler System	HU-Linear Move System	Ft	\$108.97
Sarpy	442	Sprinkler System	Wp_Linear Move System	Ft	\$72.64
Sarpy	442	Sprinkler System	Mobile Drip Irrigation Retrofit, Center Pivot	Lnft	\$9.60
Sarpy	442	Sprinkler System	HU-Mobile Drip Irrigation Retrofit, Center Pivot	Lnft	\$14.40
Sarpy	442	Sprinkler System	Wp_Mobile Drip Irrigation Retrofit, Center Pivot	Lnft	\$9.60
Sarpy	442	Sprinkler System	Small Solid Set, Above Ground Laterals	Ac	\$1,821.30
Sarpy	442	Sprinkler System	HU-Small Solid Set, Above Ground Laterals	Ac	\$2,731.96
Sarpy	442	Sprinkler System	Wp_Small Solid Set, Above Ground Laterals	Ac	\$1,821.30
Sarpy	442	Sprinkler System	System Renovation, Renozzle with Drops	No	\$19.49
Sarpy	442	Sprinkler System	HU-System Renovation, Renozzle with Drops	No	\$29.22
Sarpy	442	Sprinkler System	Wp_System Renovation, Renozzle with Drops	No	\$19.49
Sarpy	442	Sprinkler System	VRI System Retrofit Zone	Ft	\$25.33
Sarpy	442	Sprinkler System	HU-VRI System Retrofit Zone	Ft	\$38.00
Sarpy	442	Sprinkler System	Wp_VRI System Retrofit Zone	Ft	\$25.33
Sarpy	443	Irrigation System, Surface and Subsurface	Aluminum Gated Pipe	Ac	\$158.81
Sarpy	443	Irrigation System, Surface and Subsurface	HU-Aluminum Gated Pipe	Ac	\$238.21
Sarpy	443	Irrigation System, Surface and Subsurface	Nutrient Film Technique (NFT)	SqFt	\$5.51
Sarpy	443	Irrigation System, Surface and Subsurface	HU-Nutrient Film Technique (NFT)	SqFt	\$8.27
Sarpy	443	Irrigation System, Surface and Subsurface	Polyvinyl Chloride (PVC) Gated Pipe	Ac	\$82.86
Sarpy	443	Irrigation System, Surface and Subsurface	HU-Polyvinyl Chloride (PVC) Gated Pipe	Ac	\$124.29
Sarpy	443	Irrigation System, Surface and Subsurface	Surge Valve & Controller	No	\$1,616.83
Sarpy	443	Irrigation System, Surface and Subsurface	HU-Surge Valve & Controller	No	\$2,425.25
Sarpy	447	Irrigation and Drainage Tailwater Recovery	Delta Tail Water Pit	CuYd	\$1.53
Sarpy	447	Irrigation and Drainage Tailwater Recovery	HU-Delta Tail Water Pit	CuYd	\$1.83
Sarpy	447	Irrigation and Drainage Tailwater Recovery	Drainage Water Recycling	Lnft	\$23.94
Sarpy	447	Irrigation and Drainage Tailwater Recovery	HU-Drainage Water Recycling	Lnft	\$28.73

County	Code	Practice	Component	Units	Unit Cost
Sarpy	447	Irrigation and Drainage Tailwater Recovery	Tailwater Collection Structure	InFt	\$3.80
Sarpy	447	Irrigation and Drainage Tailwater Recovery	HU-Tailwater Collection Structure	InFt	\$4.56
Sarpy	449	Irrigation Water Management	Basic IWM < 1 acre	No	\$877.06
Sarpy	449	Irrigation Water Management	HU-Basic IWM < 1 acre	No	\$1,052.48
Sarpy	449	Irrigation Water Management	Wp_Basic IWM < 1 acre	No	\$1,052.48
Sarpy	449	Irrigation Water Management	Consulatant Based IWM No Equipment	No	\$584.71
Sarpy	449	Irrigation Water Management	HU-Consulatant Based IWM No Equipment	No	\$701.65
Sarpy	449	Irrigation Water Management	Wp_Consulatant Based IWM No Equipment	No	\$701.65
Sarpy	449	Irrigation Water Management	IWM w weather station	No	\$4,764.25
Sarpy	449	Irrigation Water Management	HU-IWM w weather station	No	\$5,717.10
Sarpy	449	Irrigation Water Management	Wp_IWM w weather station	No	\$5,717.10
Sarpy	449	Irrigation Water Management	IWM, Advanced Technique	No	\$2,504.61
Sarpy	449	Irrigation Water Management	HU-IWM, Advanced Technique	No	\$3,005.53
Sarpy	449	Irrigation Water Management	Wp_IWM, Advanced Technique	No	\$3,005.53
Sarpy	449	Irrigation Water Management	IWM, Advanced Technique Incorporating Precision Irrigation	No	\$3,995.68
Sarpy	449	Irrigation Water Management	HU-IWM, Advanced Technique Incorporating Precision Irrigation	No	\$4,794.81
Sarpy	449	Irrigation Water Management	Wp_IWM, Advanced Technique Incorporating Precision Irrigation	No	\$4,794.81
Sarpy	449	Irrigation Water Management	IWM, Basic Technique	Ac	\$5.34
Sarpy	449	Irrigation Water Management	HU-IWM, Basic Technique	Ac	\$6.41
Sarpy	449	Irrigation Water Management	Wp_IWM, Basic Technique	Ac	\$6.41
Sarpy	449	Irrigation Water Management	IWM, Intermediate Technique, 1st year	No	\$1,631.13
Sarpy	449	Irrigation Water Management	HU-IWM, Intermediate Technique, 1st year	No	\$1,957.35
Sarpy	449	Irrigation Water Management	Wp_IWM, Intermediate Technique, 1st year	No	\$1,957.35
Sarpy	449	Irrigation Water Management	IWM, Intermediate Technique, Subsequent Years	Ac	\$7.11
Sarpy	449	Irrigation Water Management	HU-IWM, Intermediate Technique, Subsequent Years	Ac	\$8.52
Sarpy	449	Irrigation Water Management	Wp_IWM, Intermediate Technique, Subsequent Years	Ac	\$8.52
Sarpy	450	Anionic Polyacrylamide (PAM) Application	PAM Application	Lb	\$3.62

County	Code	Practice	Component	Units	Unit Cost
Sarpy	450	Anionic Polyacrylamide (PAM) Application	HU-PAM Application	Lb	\$4.35
Sarpy	460	Land Clearing	Heavy Equipment	Ac	\$905.06
Sarpy	460	Land Clearing	HU-Heavy Equipment	Ac	\$1,086.08
Sarpy	460	Land Clearing	Non-Heavy Equipment	Ac	\$917.09
Sarpy	460	Land Clearing	HU-Non-Heavy Equipment	Ac	\$1,100.51
Sarpy	462	Precision Land Forming and Smoothing	Heavy Shaping	Ac	\$1,267.69
Sarpy	462	Precision Land Forming and Smoothing	HU-Heavy Shaping	Ac	\$1,521.22
Sarpy	462	Precision Land Forming and Smoothing	Land Forming	Ac	\$938.53
Sarpy	462	Precision Land Forming and Smoothing	HU-Land Forming	Ac	\$1,126.23
Sarpy	462	Precision Land Forming and Smoothing	Minor Shaping	Ac	\$612.68
Sarpy	462	Precision Land Forming and Smoothing	HU-Minor Shaping	Ac	\$735.21
Sarpy	462	Precision Land Forming and Smoothing	Minor Shaping - Field Scale	Ac	\$80.53
Sarpy	462	Precision Land Forming and Smoothing	HU-Minor Shaping - Field Scale	Ac	\$96.64
Sarpy	462	Precision Land Forming and Smoothing	Site Stabilization	CuYd	\$2.04
Sarpy	462	Precision Land Forming and Smoothing	HU-Site Stabilization	CuYd	\$2.46
Sarpy	462	Precision Land Forming and Smoothing	Terrace Removal	Ft	\$0.65
Sarpy	462	Precision Land Forming and Smoothing	HU-Terrace Removal	Ft	\$0.78
Sarpy	464	Irrigation Land Leveling	Irrigation Land Leveling	CuYd	\$1.96
Sarpy	464	Irrigation Land Leveling	HU-Irrigation Land Leveling	CuYd	\$2.36
Sarpy	464	Irrigation Land Leveling	Small Scale Irrigation Land Leveling	Ac	\$927.02
Sarpy	464	Irrigation Land Leveling	HU-Small Scale Irrigation Land Leveling	Ac	\$1,112.43
Sarpy	468	Lined Waterway or Outlet	Articulated Concrete Block	SqFt	\$9.41
Sarpy	468	Lined Waterway or Outlet	HU-Articulated Concrete Block	SqFt	\$11.30
Sarpy	468	Lined Waterway or Outlet	Concrete - NP Reg 1	SqFt	\$7.48
Sarpy	468	Lined Waterway or Outlet	HU-Concrete - NP Reg 1	SqFt	\$8.98
Sarpy	468	Lined Waterway or Outlet	Concrete Block	SqFt	\$5.92
Sarpy	468	Lined Waterway or Outlet	HU-Concrete Block	SqFt	\$7.10

County	Code	Practice	Component	Units	Unit Cost
Sarpy	468	Lined Waterway or Outlet	Rock Lined, 12 inch	SqFt	\$5.83
Sarpy	468	Lined Waterway or Outlet	HU-Rock Lined, 12 inch	SqFt	\$7.01
Sarpy	468	Lined Waterway or Outlet	Rock Lined, 24 in	SqFt	\$12.42
Sarpy	468	Lined Waterway or Outlet	HU-Rock Lined, 24 in	SqFt	\$14.90
Sarpy	468	Lined Waterway or Outlet	Splash Pad	SqFt	\$9.42
Sarpy	468	Lined Waterway or Outlet	HU-Splash Pad	SqFt	\$11.32
Sarpy	468	Lined Waterway or Outlet	Turf Reinforced Matting	SqFt	\$1.00
Sarpy	468	Lined Waterway or Outlet	HU-Turf Reinforced Matting	SqFt	\$1.20
Sarpy	468	Lined Waterway or Outlet	Turf Reinforced Matting, Moderate Stress	SqFt	\$2.35
Sarpy	468	Lined Waterway or Outlet	HU-Turf Reinforced Matting, Moderate Stress	SqFt	\$2.82
Sarpy	472	Access Control	Animal exclusion from sensitive areas	Ft	\$0.15
Sarpy	472	Access Control	HU-Animal exclusion from sensitive areas	Ft	\$0.18
Sarpy	472	Access Control	Pr_Animal exclusion from sensitive areas	Ft	\$0.18
Sarpy	472	Access Control	Animal exclusion from sensitive areas (FI)	Ac	\$46.06
Sarpy	472	Access Control	HU-Animal exclusion from sensitive areas (FI)	Ac	\$46.53
Sarpy	472	Access Control	Pr_Animal exclusion from sensitive areas (FI)	Ac	\$46.53
Sarpy	472	Access Control	Trails/Roads Access Control	No	\$660.75
Sarpy	472	Access Control	HU-Trails/Roads Access Control	No	\$792.90
Sarpy	472	Access Control	Pr_Trails/Roads Access Control	No	\$792.90
Sarpy	484	Mulching	Erosion Control Blanket	SqFt	\$0.24
Sarpy	484	Mulching	HU-Erosion Control Blanket	SqFt	\$0.29
Sarpy	484	Mulching	Hydromulch	Ac	\$940.58
Sarpy	484	Mulching	HU-Hydromulch	Ac	\$1,128.69
Sarpy	484	Mulching	Natural Material, Small Bale	SqFt	\$0.30
Sarpy	484	Mulching	HU-Natural Material, Small Bale	SqFt	\$0.36
Sarpy	484	Mulching	Natural Material, Temporary	Ac	\$435.63
Sarpy	484	Mulching	HU-Natural Material, Temporary	Ac	\$522.75

County	Code	Practice	Component	Units	Unit Cost
Sarpy	484	Mulching	Synthetic Material	Ac	\$2,766.31
Sarpy	484	Mulching	HU-Synthetic Material	Ac	\$3,319.57
Sarpy	484	Mulching	Woven Material, Roll	Ft	\$0.67
Sarpy	484	Mulching	HU-Woven Material, Roll	Ft	\$0.80
Sarpy	484	Mulching	Woven Material, Square	No	\$1.14
Sarpy	484	Mulching	HU-Woven Material, Square	No	\$1.38
Sarpy	490	Tree/Shrub Site Preparation	Mechanical, Medium	Ac	\$322.63
Sarpy	490	Tree/Shrub Site Preparation	HU-Mechanical, Medium	Ac	\$387.16
Sarpy	490	Tree/Shrub Site Preparation	Tree-Shrub Site Prep - small acreage	kSqFt	\$15.32
Sarpy	490	Tree/Shrub Site Preparation	HU-Tree-Shrub Site Prep - small acreage	kSqFt	\$18.38
Sarpy	490	Tree/Shrub Site Preparation	Windbreak - Site Preparation	Ac	\$482.07
Sarpy	490	Tree/Shrub Site Preparation	HU-Windbreak - Site Preparation	Ac	\$578.49
Sarpy	490	Tree/Shrub Site Preparation	Windbreak, chemical only	Ac	\$123.22
Sarpy	490	Tree/Shrub Site Preparation	HU-Windbreak, chemical only	Ac	\$147.87
Sarpy	490	Tree/Shrub Site Preparation	Windbreak/Shelterbelt Renovation - Heavy	Ac	\$8,522.60
Sarpy	490	Tree/Shrub Site Preparation	HU-Windbreak/Shelterbelt Renovation - Heavy	Ac	\$10,227.12
Sarpy	500	Obstruction Removal	Removal and Disposal of Brush and Trees <= 6 inch Diameter	Ac	\$1,280.37
Sarpy	500	Obstruction Removal	HU-Removal and Disposal of Brush and Trees <= 6 inch Diameter	Ac	\$1,536.45
Sarpy	500	Obstruction Removal	Removal and Disposal of Brush and Trees > 6 inch Diameter	Ac	\$2,240.91
Sarpy	500	Obstruction Removal	HU-Removal and Disposal of Brush and Trees > 6 inch Diameter	Ac	\$2,689.08
Sarpy	500	Obstruction Removal	Removal and Disposal of Fence, Feedlot	Ft	\$5.07
Sarpy	500	Obstruction Removal	HU-Removal and Disposal of Fence, Feedlot	Ft	\$6.08
Sarpy	500	Obstruction Removal	Removal and Disposal of Fence, landscape	Ft	\$1.23
Sarpy	500	Obstruction Removal	HU-Removal and Disposal of Fence, landscape	Ft	\$1.49
Sarpy	500	Obstruction Removal	Removal and disposal of heavy scattered debris	SqFt	\$1.22
Sarpy	500	Obstruction Removal	HU-Removal and disposal of heavy scattered debris	SqFt	\$1.47
Sarpy	500	Obstruction Removal	Removal and disposal of individual landscape structures	SqFt	\$10.86

County	Code	Practice	Component	Units	Unit Cost
Sarpy	500	Obstruction Removal	HU-Removal and disposal of individual landscape structures	SqFt	\$13.03
Sarpy	500	Obstruction Removal	Removal and disposal of light sand and flood sediment > 30 inches	Ac	\$3,898.56
Sarpy	500	Obstruction Removal	HU-Removal and disposal of light sand and flood sediment > 30 inches	Ac	\$4,678.28
Sarpy	500	Obstruction Removal	Removal and disposal of light sand and flood sediment 12-30 inches	Ac	\$2,713.13
Sarpy	500	Obstruction Removal	HU-Removal and disposal of light sand and flood sediment 12-30 inches	Ac	\$3,255.75
Sarpy	500	Obstruction Removal	Removal and disposal of light scattered debris	Ac	\$408.08
Sarpy	500	Obstruction Removal	HU-Removal and disposal of light scattered debris	Ac	\$489.69
Sarpy	500	Obstruction Removal	Removal and Disposal of Power Lines and Poles	Ft	\$3.55
Sarpy	500	Obstruction Removal	HU-Removal and Disposal of Power Lines and Poles	Ft	\$4.26
Sarpy	500	Obstruction Removal	Removal and Disposal of Rock and or Boulders	CuYd	\$118.80
Sarpy	500	Obstruction Removal	HU-Removal and Disposal of Rock and or Boulders	CuYd	\$142.56
Sarpy	500	Obstruction Removal	Removal and Disposal of Steel and or Concrete Structures	SqFt	\$11.76
Sarpy	500	Obstruction Removal	HU-Removal and Disposal of Steel and or Concrete Structures	SqFt	\$14.12
Sarpy	500	Obstruction Removal	Removal and Disposal of Wood Structures	SqFt	\$6.41
Sarpy	500	Obstruction Removal	HU-Removal and Disposal of Wood Structures	SqFt	\$7.70
Sarpy	511	Forage Harvest Management	Improved Forage Quality	Ac	\$4.24
Sarpy	511	Forage Harvest Management	HU-Improved Forage Quality	Ac	\$5.08
Sarpy	512	Pasture and Hay Planting	Bermuda Grass Establishment-Sprigging with fertilizer	Ac	\$168.68
Sarpy	512	Pasture and Hay Planting	HU-Bermuda Grass Establishment-Sprigging with fertilizer	Ac	\$202.41
Sarpy	512	Pasture and Hay Planting	Wp_Bermuda Grass Establishment-Sprigging with fertilizer	Ac	\$168.68
Sarpy	512	Pasture and Hay Planting	Bermuda Grass Establishment-Sprigging with fertilizer and lime	Ac	\$228.94
Sarpy	512	Pasture and Hay Planting	HU-Bermuda Grass Establishment-Sprigging with fertilizer and lime	Ac	\$274.72
Sarpy	512	Pasture and Hay Planting	Wp_Bermuda Grass Establishment-Sprigging with fertilizer and lime	Ac	\$228.94
Sarpy	512	Pasture and Hay Planting	Introduced Perennial & Native Grass Mix	Ac	\$107.78
Sarpy	512	Pasture and Hay Planting	HU-Introduced Perennial & Native Grass Mix	Ac	\$129.33
Sarpy	512	Pasture and Hay Planting	Wp_Introduced Perennial & Native Grass Mix	Ac	\$107.78
Sarpy	512	Pasture and Hay Planting	Introduced Perennial & Native Grass Mix, foregone income	Ac	\$334.11

County	Code	Practice	Component	Units	Unit Cost
Sarpy	512	Pasture and Hay Planting	HU-Introduced Perennial & Native Grass Mix, foregone income	Ac	\$355.66
Sarpy	512	Pasture and Hay Planting	Wp_Introduced Perennial & Native Grass Mix, foregone income	Ac	\$334.11
Sarpy	512	Pasture and Hay Planting	Introduced Perennial Grasses with lime application	Ac	\$130.02
Sarpy	512	Pasture and Hay Planting	HU-Introduced Perennial Grasses with lime application	Ac	\$156.03
Sarpy	512	Pasture and Hay Planting	Wp_Introduced Perennial Grasses with lime application	Ac	\$130.02
Sarpy	512	Pasture and Hay Planting	Introduced Perennial Grasses-Legume	Ac	\$69.76
Sarpy	512	Pasture and Hay Planting	HU-Introduced Perennial Grasses-Legume	Ac	\$83.72
Sarpy	512	Pasture and Hay Planting	Wp_Introduced Perennial Grasses-Legume	Ac	\$69.76
Sarpy	512	Pasture and Hay Planting	Introduced Perennial Grasses-Legume, foregone income	Ac	\$296.09
Sarpy	512	Pasture and Hay Planting	HU-Introduced Perennial Grasses-Legume, foregone income	Ac	\$310.04
Sarpy	512	Pasture and Hay Planting	Wp_Introduced Perennial Grasses-Legume, foregone income	Ac	\$296.09
Sarpy	512	Pasture and Hay Planting	Native Perennial Grasses, multi species	Ac	\$152.62
Sarpy	512	Pasture and Hay Planting	HU-Native Perennial Grasses, multi species	Ac	\$183.14
Sarpy	512	Pasture and Hay Planting	Wp_Native Perennial Grasses, multi species	Ac	\$152.62
Sarpy	512	Pasture and Hay Planting	Native Perennial Grasses, multi species, forgone income	Ac	\$378.95
Sarpy	512	Pasture and Hay Planting	HU-Native Perennial Grasses, multi species, forgone income	Ac	\$409.47
Sarpy	512	Pasture and Hay Planting	Wp_Native Perennial Grasses, multi species, forgone income	Ac	\$378.95
Sarpy	516	Livestock Pipeline	Backhoe, 2 inch dia. or less	Ft	\$5.87
Sarpy	516	Livestock Pipeline	HU-Backhoe, 2 inch dia. or less	Ft	\$7.04
Sarpy	516	Livestock Pipeline	Boring, any diameter	Ft	\$69.69
Sarpy	516	Livestock Pipeline	HU-Boring, any diameter	Ft	\$83.63
Sarpy	516	Livestock Pipeline	HDPE (Iron Pipe Size and Tubing), Small Scale	Lb	\$53.48
Sarpy	516	Livestock Pipeline	HU-HDPE (Iron Pipe Size and Tubing), Small Scale	Lb	\$64.17
Sarpy	516	Livestock Pipeline	Rural Water Connection Equipment	No	\$4,499.36
Sarpy	516	Livestock Pipeline	HU-Rural Water Connection Equipment	No	\$5,399.24
Sarpy	516	Livestock Pipeline	Shallow or Above Ground Pipeline, any diameter	Ft	\$2.66
Sarpy	516	Livestock Pipeline	HU-Shallow or Above Ground Pipeline, any diameter	Ft	\$3.20

County	Code	Practice	Component	Units	Unit Cost
Sarpy	516	Livestock Pipeline	Standard Installation, 2 inch dia. or less (KS/NE)	Ft	\$2.70
Sarpy	516	Livestock Pipeline	HU-Standard Installation, 2 inch dia. or less (KS/NE)	Ft	\$3.24
Sarpy	516	Livestock Pipeline	Standard Installation, 2 inch dia. or less (ND-SD)	Ft	\$3.36
Sarpy	516	Livestock Pipeline	HU-Standard Installation, 2 inch dia. or less (ND-SD)	Ft	\$4.02
Sarpy	516	Livestock Pipeline	Standard Installation, greater than 2 inch dia.	Ft	\$4.08
Sarpy	516	Livestock Pipeline	HU-Standard Installation, greater than 2 inch dia.	Ft	\$4.88
Sarpy	516	Livestock Pipeline	Surface HDPE (Iron Pipe Size and Tubing), Small Scale	Lb	\$17.31
Sarpy	516	Livestock Pipeline	HU-Surface HDPE (Iron Pipe Size and Tubing), Small Scale	Lb	\$20.77
Sarpy	520	Pond Sealing or Lining, Compacted Soil Treatment	Material haul > 1 mile	CuYd	\$11.21
Sarpy	520	Pond Sealing or Lining, Compacted Soil Treatment	HU- Material haul > 1 mile	CuYd	\$13.46
Sarpy	520	Pond Sealing or Lining, Compacted Soil Treatment	Bentonite Treatment - Covered	CuYd	\$66.39
Sarpy	520	Pond Sealing or Lining, Compacted Soil Treatment	HU-Bentonite Treatment - Covered	CuYd	\$79.66
Sarpy	520	Pond Sealing or Lining, Compacted Soil Treatment	Bentonite Treatment - Uncovered	CuYd	\$129.62
Sarpy	520	Pond Sealing or Lining, Compacted Soil Treatment	HU-Bentonite Treatment - Uncovered	CuYd	\$155.53
Sarpy	520	Pond Sealing or Lining, Compacted Soil Treatment	Soil Dispersant - Covered	CuYd	\$5.87
Sarpy	520	Pond Sealing or Lining, Compacted Soil Treatment	HU-Soil Dispersant - Covered	CuYd	\$7.04
Sarpy	520	Pond Sealing or Lining, Compacted Soil Treatment	Use On-Site Material	CuYd	\$6.51
Sarpy	520	Pond Sealing or Lining, Compacted Soil Treatment	HU-Use On-Site Material	CuYd	\$7.82
Sarpy	520	Pond Sealing or Lining, Compacted Soil Treatment	Use On-Site Material with Soil Cover	CuYd	\$5.26
Sarpy	520	Pond Sealing or Lining, Compacted Soil Treatment	HU-Use On-Site Material with Soil Cover	CuYd	\$6.31
Sarpy	521	Pond Sealing or Lining, Geomembrane or Geosynthetic Clay Liner	Flexible Membrane - Covered with liner drainage or venting	SqYd	\$16.26
Sarpy	521	Pond Sealing or Lining, Geomembrane or Geosynthetic Clay Liner	HU-Flexible Membrane - Covered with liner drainage or venting	SqYd	\$19.51
Sarpy	521	Pond Sealing or Lining, Geomembrane or Geosynthetic Clay Liner	Flexible Membrane - Uncovered with liner drainage or venting	SqYd	\$15.08
Sarpy	521	Pond Sealing or Lining, Geomembrane or Geosynthetic Clay Liner	HU-Flexible Membrane - Uncovered with liner drainage or venting	SqYd	\$18.10

County	Code	Practice	Component	Units	Unit Cost
Sarpy	528	Prescribed Grazing	Cover Crop/Aftermath	Ac	\$7.05
Sarpy	528	Prescribed Grazing	HU-Cover Crop/Aftermath	Ac	\$8.46
Sarpy	528	Prescribed Grazing	Grazing Management, Adaptive	Ac	\$14.96
Sarpy	528	Prescribed Grazing	HU-Grazing Management, Adaptive	Ac	\$17.94
Sarpy	528	Prescribed Grazing	Grazing Management, Adaptive + Monitoring	Ac	\$20.14
Sarpy	528	Prescribed Grazing	HU-Grazing Management, Adaptive + Monitoring	Ac	\$24.17
Sarpy	528	Prescribed Grazing	Grazing Management, Basic	Ac	\$8.75
Sarpy	528	Prescribed Grazing	HU-Grazing Management, Basic	Ac	\$10.50
Sarpy	528	Prescribed Grazing	Livestock Deferment (FI)	Ac	\$46.06
Sarpy	528	Prescribed Grazing	HU-Livestock Deferment (FI)	Ac	\$46.53
Sarpy	528	Prescribed Grazing	Livestock Deferment (FI) High Production Sites	Ac	\$59.86
Sarpy	528	Prescribed Grazing	HU-Livestock Deferment (FI) High Production Sites	Ac	\$60.33
Sarpy	528	Prescribed Grazing	Prescribed Grazing Management, 5 acres or less	Ac	\$218.37
Sarpy	528	Prescribed Grazing	HU-Prescribed Grazing Management, 5 acres or less	Ac	\$262.04
Sarpy	528	Prescribed Grazing	Small Ranch Unit	Ac	\$27.26
Sarpy	528	Prescribed Grazing	HU-Small Ranch Unit	Ac	\$32.71
Sarpy	528	Prescribed Grazing	Virtual Fence Adaptive Management, Years 2-5	No	\$61.16
Sarpy	528	Prescribed Grazing	HU-Virtual Fence Adaptive Management, Years 2-5	No	\$73.38
Sarpy	533	Pumping Plant	Irrigation, Modify Pump	No	\$21,445.30
Sarpy	533	Pumping Plant	HU-Irrigation, Modify Pump	No	\$32,167.94
Sarpy	533	Pumping Plant	Wp_Irrigation, Modify Pump	No	\$21,445.30
Sarpy	533	Pumping Plant	Irrigation, Submersible or Booster	No	\$8,172.69
Sarpy	533	Pumping Plant	HU-Irrigation, Submersible or Booster	No	\$12,259.04
Sarpy	533	Pumping Plant	Wp_Irrigation, Submersible or Booster	No	\$8,172.69
Sarpy	533	Pumping Plant	irrigation, Surface Water	No	\$11,575.87
Sarpy	533	Pumping Plant	HU-irrigation, Surface Water	No	\$17,363.82
Sarpy	533	Pumping Plant	Wp_irrigation, Surface Water	No	\$11,575.87

County	Code	Practice	Component	Units	Unit Cost
Sarpy	533	Pumping Plant	Irrigation, Surface Water with Fish Screen	No	\$16,688.97
Sarpy	533	Pumping Plant	HU-Irrigation, Surface Water with Fish Screen	No	\$25,033.46
Sarpy	533	Pumping Plant	Wp_Irrigation, Surface Water with Fish Screen	No	\$16,688.97
Sarpy	533	Pumping Plant	Irrigation, Variable Frequency Drive	No	\$3,779.71
Sarpy	533	Pumping Plant	HU-Irrigation, Variable Frequency Drive	No	\$5,669.58
Sarpy	533	Pumping Plant	Wp_Irrigation, Variable Frequency Drive	No	\$3,779.71
Sarpy	533	Pumping Plant	Livestock, Manure Transfer	No	\$20,619.06
Sarpy	533	Pumping Plant	HU-Livestock, Manure Transfer	No	\$24,742.86
Sarpy	533	Pumping Plant	Wp_Livestock, Manure Transfer	No	\$20,619.06
Sarpy	533	Pumping Plant	Livestock, Manure Transfer, Low HP, No Vault	No	\$4,349.00
Sarpy	533	Pumping Plant	HU-Livestock, Manure Transfer, Low HP, No Vault	No	\$5,218.79
Sarpy	533	Pumping Plant	Wp_Livestock, Manure Transfer, Low HP, No Vault	No	\$4,349.00
Sarpy	533	Pumping Plant	Livestock, Variable Frequency Drive	No	\$5,225.25
Sarpy	533	Pumping Plant	HU-Livestock, Variable Frequency Drive	No	\$6,270.30
Sarpy	533	Pumping Plant	Wp_Livestock, Variable Frequency Drive	No	\$5,225.25
Sarpy	533	Pumping Plant	Livestock, w/ Pressure Tank, Low HP	No	\$5,098.77
Sarpy	533	Pumping Plant	HU-Livestock, w/ Pressure Tank, Low HP	No	\$6,118.53
Sarpy	533	Pumping Plant	Wp_Livestock, w/ Pressure Tank, Low HP	No	\$5,098.77
Sarpy	533	Pumping Plant	Livestock, w/ Pressure Tank, No Vault, Low HP	No	\$2,832.75
Sarpy	533	Pumping Plant	HU-Livestock, w/ Pressure Tank, No Vault, Low HP	No	\$3,399.29
Sarpy	533	Pumping Plant	Wp_Livestock, w/ Pressure Tank, No Vault, Low HP	No	\$2,832.75
Sarpy	533	Pumping Plant	Livestock, With Pressure Tank, High HP	HP	\$2,465.28
Sarpy	533	Pumping Plant	HU-Livestock, With Pressure Tank, High HP	HP	\$2,958.34
Sarpy	533	Pumping Plant	Wp_Livestock, With Pressure Tank, High HP	HP	\$2,465.28
Sarpy	533	Pumping Plant	Livestock, without Pressure Tank (HP)	HP	\$2,111.54
Sarpy	533	Pumping Plant	HU-Livestock, without Pressure Tank (HP)	HP	\$2,533.83
Sarpy	533	Pumping Plant	Wp_Livestock, without Pressure Tank (HP)	HP	\$2,111.54

County	Code	Practice	Component	Units	Unit Cost
Sarpy	533	Pumping Plant	Photovoltaic-Powered Pump, <4 kW	Kw	\$6,956.66
Sarpy	533	Pumping Plant	HU-Photovoltaic-Powered Pump, <4 kW	Kw	\$8,347.99
Sarpy	533	Pumping Plant	Wp_Photovoltaic-Powered Pump, <4 kW	Kw	\$6,956.66
Sarpy	533	Pumping Plant	Solar-Powered Pump 1hp	No	\$6,403.08
Sarpy	533	Pumping Plant	HU-Solar-Powered Pump 1hp	No	\$7,683.69
Sarpy	533	Pumping Plant	Wp_Solar-Powered Pump 1hp	No	\$6,403.08
Sarpy	533	Pumping Plant	Variable Frequency Drive	BHP	\$104.73
Sarpy	533	Pumping Plant	HU-Variable Frequency Drive	BHP	\$125.68
Sarpy	533	Pumping Plant	Wp_Variable Frequency Drive	BHP	\$104.73
Sarpy	533	Pumping Plant	Windmill-Powered Pump	Ft	\$1,071.98
Sarpy	533	Pumping Plant	HU-Windmill-Powered Pump	Ft	\$1,286.39
Sarpy	533	Pumping Plant	Wp_Windmill-Powered Pump	Ft	\$1,071.98
Sarpy	550	Range Planting	Native Perennial, Conversion from Dryland Cropland, with FI	Ac	\$394.66
Sarpy	550	Range Planting	HU-Native Perennial, Conversion from Dryland Cropland, with FI	Ac	\$428.32
Sarpy	550	Range Planting	Wp_Native Perennial, Conversion from Dryland Cropland, with FI	Ac	\$394.66
Sarpy	550	Range Planting	Native -Wildlife or Pollinator	Ac	\$113.08
Sarpy	550	Range Planting	HU-Native -Wildlife or Pollinator	Ac	\$135.69
Sarpy	550	Range Planting	Wp_Native -Wildlife or Pollinator	Ac	\$113.08
Sarpy	550	Range Planting	Native, Heavy Prep	Ac	\$170.29
Sarpy	550	Range Planting	HU-Native, Heavy Prep	Ac	\$204.34
Sarpy	550	Range Planting	Wp_Native, Heavy Prep	Ac	\$170.29
Sarpy	550	Range Planting	Native, Standard Prep	Ac	\$152.62
Sarpy	550	Range Planting	HU-Native, Standard Prep	Ac	\$183.14
Sarpy	550	Range Planting	Wp_Native, Standard Prep	Ac	\$152.62
Sarpy	550	Range Planting	Native, Standard Prep (FI)	Ac	\$198.63
Sarpy	550	Range Planting	HU-Native, Standard Prep (FI)	Ac	\$229.15
Sarpy	550	Range Planting	Wp_Native, Standard Prep (FI)	Ac	\$198.63

County	Code	Practice	Component	Units	Unit Cost
Sarpy	550	Range Planting	Native, Wildlife, or Pollinator (FI)	Ac	\$268.92
Sarpy	550	Range Planting	HU-Native, Wildlife, or Pollinator (FI)	Ac	\$313.49
Sarpy	550	Range Planting	Wp_Native, Wildlife, or Pollinator (FI)	Ac	\$268.92
Sarpy	554	Drainage Water Management	Automated Drainage Water Management	Ac	\$7.14
Sarpy	554	Drainage Water Management	HU-Automated Drainage Water Management	Ac	\$8.56
Sarpy	554	Drainage Water Management	Drainage Water Management (DWM)	No	\$101.96
Sarpy	554	Drainage Water Management	HU-Drainage Water Management (DWM)	No	\$122.36
Sarpy	558	Roof Runoff Structure	Roof Gutter	Ft	\$4.44
Sarpy	558	Roof Runoff Structure	HU-Roof Gutter	Ft	\$5.33
Sarpy	558	Roof Runoff Structure	Trench Drain	Ft	\$11.20
Sarpy	558	Roof Runoff Structure	HU-Trench Drain	Ft	\$13.45
Sarpy	560	Access Road	New 6 inch gravel road with Geotextile, less than 2.5 Ft.	Ft	\$14.15
Sarpy	560	Access Road	HU-New 6 inch gravel road with Geotextile, less than 2.5 Ft.	Ft	\$16.98
Sarpy	561	Heavy Use Area Protection	Reinforced Concrete with sand or gravel foundation - cubic yard - NP Region	CuYd	\$481.85
Sarpy	561	Heavy Use Area Protection	HU-Reinforced Concrete with sand or gravel foundation - cubic yard - NP Region	CuYd	\$578.21
Sarpy	561	Heavy Use Area Protection	Rock/Gravel	CuYd	\$24.03
Sarpy	561	Heavy Use Area Protection	HU-Rock/Gravel	CuYd	\$28.84
Sarpy	561	Heavy Use Area Protection	Rock/Gravel on Geotextile - cubic yard - NP Region	CuYd	\$54.40
Sarpy	561	Heavy Use Area Protection	HU-Rock/Gravel on Geotextile - cubic yard - NP Region	CuYd	\$65.28
Sarpy	561	Heavy Use Area Protection	Rock/Gravel-GeoCell-Geotextile	SqFt	\$3.51
Sarpy	561	Heavy Use Area Protection	HU-Rock/Gravel-GeoCell-Geotextile	SqFt	\$4.21
Sarpy	570	Stormwater Runoff Control	Rain Garden, 750 sqft or less	SqFt	\$1.62
Sarpy	570	Stormwater Runoff Control	HU-Rain Garden, 750 sqft or less	SqFt	\$1.94
Sarpy	574	Spring Development	Spring Development	No	\$5,077.02
Sarpy	574	Spring Development	HU-Spring Development	No	\$6,092.43
Sarpy	575	Trails and Walkways	Earthfill Walkway, 4 Ft high or less	Ft	\$11.51

County	Code	Practice	Component	Units	Unit Cost
Sarpy	575	Trails and Walkways	HU-Earthfill Walkway, 4 Ft high or less	Ft	\$13.80
Sarpy	575	Trails and Walkways	Earthfill Walkway, Higher than 4 Ft.	Ft	\$22.20
Sarpy	575	Trails and Walkways	HU-Earthfill Walkway, Higher than 4 Ft.	Ft	\$26.64
Sarpy	575	Trails and Walkways	Wood Chips, Walkway, 1000 sqft or less	SqFt	\$1.68
Sarpy	575	Trails and Walkways	HU-Wood Chips, Walkway, 1000 sqft or less	SqFt	\$2.01
Sarpy	576	Livestock Shelter Structure	Permanent Fabricated Wind Shelter, equal to or greater than 8 foot	Ft	\$34.58
Sarpy	576	Livestock Shelter Structure	HU-Permanent Fabricated Wind Shelter, equal to or greater than 8 foot	Ft	\$41.50
Sarpy	576	Livestock Shelter Structure	Portable Fabricated Wind Shelter, equal to or greater than 8 foot	Ft	\$37.69
Sarpy	576	Livestock Shelter Structure	HU-Portable Fabricated Wind Shelter, equal to or greater than 8 foot	Ft	\$45.23
Sarpy	576	Livestock Shelter Structure	Portable Shade Structure	SqFt	\$5.23
Sarpy	576	Livestock Shelter Structure	HU-Portable Shade Structure	SqFt	\$6.27
Sarpy	578	Stream Crossing	Bridge	SqFt	\$68.09
Sarpy	578	Stream Crossing	HU-Bridge	SqFt	\$81.72
Sarpy	578	Stream Crossing	Culvert installation	DialnFt	\$3.37
Sarpy	578	Stream Crossing	HU-Culvert installation	DialnFt	\$4.04
Sarpy	578	Stream Crossing	Low water crossing, concrete slab	SqFt	\$11.68
Sarpy	578	Stream Crossing	HU-Low water crossing, concrete slab	SqFt	\$14.02
Sarpy	578	Stream Crossing	Low water crossing, geocell	SqFt	\$5.17
Sarpy	578	Stream Crossing	HU-Low water crossing, geocell	SqFt	\$6.21
Sarpy	578	Stream Crossing	Low water crossing, rock armor	SqFt	\$7.70
Sarpy	578	Stream Crossing	HU-Low water crossing, rock armor	SqFt	\$9.24
Sarpy	580	Streambank and Shoreline Protection	Bioengineered	Ft	\$28.51
Sarpy	580	Streambank and Shoreline Protection	HU-Bioengineered	Ft	\$34.21
Sarpy	580	Streambank and Shoreline Protection	Bioengineering with High Earthwork Volume	Lnft	\$100.58
Sarpy	580	Streambank and Shoreline Protection	HU-Bioengineering with High Earthwork Volume	Lnft	\$120.70
Sarpy	580	Streambank and Shoreline Protection	Gabion	Ft	\$509.88
Sarpy	580	Streambank and Shoreline Protection	HU-Gabion	Ft	\$611.86

County	Code	Practice	Component	Units	Unit Cost
Sarpy	580	Streambank and Shoreline Protection	Rock Riprap	CuYd	\$129.10
Sarpy	580	Streambank and Shoreline Protection	HU-Rock Riprap	CuYd	\$154.92
Sarpy	580	Streambank and Shoreline Protection	Shaping	Ft	\$8.33
Sarpy	580	Streambank and Shoreline Protection	HU-Shaping	Ft	\$10.00
Sarpy	580	Streambank and Shoreline Protection	Structural, Toewood w/VESL	Lnft	\$113.62
Sarpy	580	Streambank and Shoreline Protection	HU-Structural, Toewood w/VESL	Lnft	\$136.35
Sarpy	582	Open Channel	Excavate & Fill	CuYd	\$2.64
Sarpy	582	Open Channel	HU-Excavate & Fill	CuYd	\$3.17
Sarpy	584	Channel Bed Stabilization	Bio-engineering	SqFt	\$3.68
Sarpy	584	Channel Bed Stabilization	HU-Bio-engineering	SqFt	\$4.41
Sarpy	584	Channel Bed Stabilization	Log and Boulder Check Dam	Lnft	\$1,638.42
Sarpy	584	Channel Bed Stabilization	HU-Log and Boulder Check Dam	Lnft	\$1,966.11
Sarpy	584	Channel Bed Stabilization	Rock Structure for Deeply Incised Channel	CuYd	\$157.32
Sarpy	584	Channel Bed Stabilization	HU-Rock Structure for Deeply Incised Channel	CuYd	\$188.78
Sarpy	584	Channel Bed Stabilization	Wood structures	No	\$3,975.43
Sarpy	584	Channel Bed Stabilization	HU-Wood structures	No	\$4,770.52
Sarpy	585	Stripcropping	Erosion, Wind and Water	Ac	\$1.84
Sarpy	585	Stripcropping	HU-Erosion, Wind and Water	Ac	\$2.20
Sarpy	587	Structure for Water Control	Automated DWM Control Structure, 12 to 18 inch diameter pipe	No	\$9,282.37
Sarpy	587	Structure for Water Control	HU-Automated DWM Control Structure, 12 to 18 inch diameter pipe	No	\$11,138.84
Sarpy	587	Structure for Water Control	Wp_Automated DWM Control Structure, 12 to 18 inch diameter pipe	No	\$9,282.37
Sarpy	587	Structure for Water Control	Automated DWM Control Structure, 6 to 10 inch diameter pipe	No	\$5,520.92
Sarpy	587	Structure for Water Control	HU-Automated DWM Control Structure, 6 to 10 inch diameter pipe	No	\$6,625.10
Sarpy	587	Structure for Water Control	Wp_Automated DWM Control Structure, 6 to 10 inch diameter pipe	No	\$5,520.92
Sarpy	587	Structure for Water Control	Automation Retrofit to Manual Drainage Water Management Control Structure	No	\$4,547.68
Sarpy	587	Structure for Water Control	HU-Automation Retrofit to Manual Drainage Water Management Control Structure	No	\$5,457.21

County	Code	Practice	Component	Units	Unit Cost
Sarpy	587	Structure for Water Control	Wp_Automation Retrofit to Manual Drainage Water Management Control Structure	No	\$4,547.68
Sarpy	587	Structure for Water Control	Buried Automatic Valve	No	\$852.73
Sarpy	587	Structure for Water Control	HU-Buried Automatic Valve	No	\$1,023.28
Sarpy	587	Structure for Water Control	Wp_Buried Automatic Valve	No	\$852.73
Sarpy	587	Structure for Water Control	Commercial Inline Flashboard Riser - NP Reg 1	DialnFt	\$4.16
Sarpy	587	Structure for Water Control	HU-Commercial Inline Flashboard Riser - NP Reg 1	DialnFt	\$4.99
Sarpy	587	Structure for Water Control	Wp_Commercial Inline Flashboard Riser - NP Reg 1	DialnFt	\$4.16
Sarpy	587	Structure for Water Control	Culvert <30 inches CMP - NP Reg 1	DialnFt	\$6.20
Sarpy	587	Structure for Water Control	HU-Culvert <30 inches CMP - NP Reg 1	DialnFt	\$7.44
Sarpy	587	Structure for Water Control	Wp_Culvert <30 inches CMP - NP Reg 1	DialnFt	\$6.20
Sarpy	587	Structure for Water Control	Culvert <30 inches HDPE - NP Reg 1	DialnFt	\$5.70
Sarpy	587	Structure for Water Control	HU-Culvert <30 inches HDPE - NP Reg 1	DialnFt	\$6.85
Sarpy	587	Structure for Water Control	Wp_Culvert <30 inches HDPE - NP Reg 1	DialnFt	\$5.70
Sarpy	587	Structure for Water Control	Earth Check	No	\$1,047.97
Sarpy	587	Structure for Water Control	HU-Earth Check	No	\$1,257.56
Sarpy	587	Structure for Water Control	Wp_Earth Check	No	\$1,047.97
Sarpy	587	Structure for Water Control	Flow Meter with Electronic Index & Telemetry	In	\$298.16
Sarpy	587	Structure for Water Control	HU-Flow Meter with Electronic Index & Telemetry	In	\$447.24
Sarpy	587	Structure for Water Control	Wp_Flow Meter with Electronic Index & Telemetry	In	\$298.16
Sarpy	587	Structure for Water Control	Flow Meter with Mechanical Index	In	\$113.86
Sarpy	587	Structure for Water Control	HU-Flow Meter with Mechanical Index	In	\$170.79
Sarpy	587	Structure for Water Control	Wp_Flow Meter with Mechanical Index	In	\$113.86
Sarpy	587	Structure for Water Control	Inlet Flashboard Riser, Metal	DialnFt	\$3.85
Sarpy	587	Structure for Water Control	HU-Inlet Flashboard Riser, Metal	DialnFt	\$4.63
Sarpy	587	Structure for Water Control	Wp_Inlet Flashboard Riser, Metal	DialnFt	\$3.85
Sarpy	587	Structure for Water Control	Inline Flashboard Riser, Metal	DialnFt	\$3.98

County	Code	Practice	Component	Units	Unit Cost
Sarpy	587	Structure for Water Control	HU-Inline Flashboard Riser, Metal	DialInFt	\$4.78
Sarpy	587	Structure for Water Control	Wp_Inline Flashboard Riser, Metal	DialInFt	\$3.98
Sarpy	587	Structure for Water Control	Rock Check	No	\$1,913.99
Sarpy	587	Structure for Water Control	HU-Rock Check	No	\$2,296.79
Sarpy	587	Structure for Water Control	Wp_Rock Check	No	\$1,913.99
Sarpy	587	Structure for Water Control	Slide Gate - Flood Dike	Ft	\$64.94
Sarpy	587	Structure for Water Control	HU-Slide Gate - Flood Dike	Ft	\$77.93
Sarpy	587	Structure for Water Control	Wp_Slide Gate - Flood Dike	Ft	\$77.93
Sarpy	590	Nutrient Management	Adaptive NM	No	\$2,397.87
Sarpy	590	Nutrient Management	HU-Adaptive NM	No	\$2,877.44
Sarpy	590	Nutrient Management	Pr_Adaptive NM	No	\$2,877.44
Sarpy	590	Nutrient Management	Wp_Adaptive NM	No	\$2,397.87
Sarpy	590	Nutrient Management	Nutrient Management	Ac	\$30.33
Sarpy	590	Nutrient Management	HU-Nutrient Management	Ac	\$36.39
Sarpy	590	Nutrient Management	Pr_Nutrient Management	Ac	\$36.39
Sarpy	590	Nutrient Management	Wp_Nutrient Management	Ac	\$30.33
Sarpy	590	Nutrient Management	Precision Nutrient Application	Ac	\$63.54
Sarpy	590	Nutrient Management	HU-Precision Nutrient Application	Ac	\$76.24
Sarpy	590	Nutrient Management	Pr_Precision Nutrient Application	Ac	\$76.24
Sarpy	590	Nutrient Management	Wp_Precision Nutrient Application	Ac	\$63.54
Sarpy	590	Nutrient Management	Prescription Nutrient Efficiency	Ac	\$46.38
Sarpy	590	Nutrient Management	HU-Prescription Nutrient Efficiency	Ac	\$55.66
Sarpy	590	Nutrient Management	Pr_Prescription Nutrient Efficiency	Ac	\$55.66
Sarpy	590	Nutrient Management	Wp_Prescription Nutrient Efficiency	Ac	\$46.38
Sarpy	590	Nutrient Management	Small Scale Basic Nutrient Management	kSqFt	\$28.07
Sarpy	590	Nutrient Management	HU-Small Scale Basic Nutrient Management	kSqFt	\$33.68
Sarpy	590	Nutrient Management	Pr_Small Scale Basic Nutrient Management	kSqFt	\$33.68

County	Code	Practice	Component	Units	Unit Cost
Sarpy	590	Nutrient Management	Wp_Small Scale Basic Nutrient Management	kSqFt	\$28.07
Sarpy	592	Feed Management	Animal Group	No	\$3,304.53
Sarpy	592	Feed Management	HU-Animal Group	No	\$3,965.44
Sarpy	592	Feed Management	Enteric Methane Reduction	No	\$145.21
Sarpy	592	Feed Management	HU-Enteric Methane Reduction	No	\$174.25
Sarpy	592	Feed Management	Feed Additive	AU	\$52.80
Sarpy	592	Feed Management	HU-Feed Additive	AU	\$63.36
Sarpy	595	Pest Management Conservation System	Basic IPM Field Crops - Herbicide Substitution	Ac	\$27.15
Sarpy	595	Pest Management Conservation System	HU-Basic IPM Field Crops - Herbicide Substitution	Ac	\$32.58
Sarpy	595	Pest Management Conservation System	Pr_Basic IPM Field Crops - Herbicide Substitution	Ac	\$32.58
Sarpy	595	Pest Management Conservation System	Wp_Basic IPM Field Crops - Herbicide Substitution	Ac	\$27.15
Sarpy	595	Pest Management Conservation System	Pest Management Precision Ag	Ac	\$50.20
Sarpy	595	Pest Management Conservation System	HU-Pest Management Precision Ag	Ac	\$60.23
Sarpy	595	Pest Management Conservation System	Pr_Pest Management Precision Ag	Ac	\$60.23
Sarpy	595	Pest Management Conservation System	Wp_Pest Management Precision Ag	Ac	\$50.20
Sarpy	595	Pest Management Conservation System	Plant Health PAMS (acs) Low labor only	Ac	\$12.63
Sarpy	595	Pest Management Conservation System	HU-Plant Health PAMS (acs) Low labor only	Ac	\$15.16
Sarpy	595	Pest Management Conservation System	Pr_Plant Health PAMS (acs) Low labor only	Ac	\$15.16
Sarpy	595	Pest Management Conservation System	Wp_Plant Health PAMS (acs) Low labor only	Ac	\$12.63
Sarpy	595	Pest Management Conservation System	Plant Health PAMS (acs) Low Labor, materials and mitigation.	Ac	\$46.90
Sarpy	595	Pest Management Conservation System	HU-Plant Health PAMS (acs) Low Labor, materials and mitigation.	Ac	\$56.27
Sarpy	595	Pest Management Conservation System	Pr_Plant Health PAMS (acs) Low Labor, materials and mitigation.	Ac	\$56.27
Sarpy	595	Pest Management Conservation System	Wp_Plant Health PAMS (acs) Low Labor, materials and mitigation.	Ac	\$46.90
Sarpy	595	Pest Management Conservation System	Plant health PAMS (Small Farm - each) labor only	No	\$474.49
Sarpy	595	Pest Management Conservation System	HU-Plant health PAMS (Small Farm - each) labor only	No	\$569.38
Sarpy	595	Pest Management Conservation System	Pr_Plant health PAMS (Small Farm - each) labor only	No	\$569.38
Sarpy	595	Pest Management Conservation System	Wp_Plant health PAMS (Small Farm - each) labor only	No	\$474.49

County	Code	Practice	Component	Units	Unit Cost
Sarpy	595	Pest Management Conservation System	Water Quality Pesticide Mitigation > 30 Point AND/OR Beneficial Insect Pesticide Mitigation	Ac	\$52.92
Sarpy	595	Pest Management Conservation System	HU-Water Quality Pesticide Mitigation > 30 Point AND/OR Beneficial Insect Pesticide Mitigation	Ac	\$63.50
Sarpy	595	Pest Management Conservation System	Pr_Water Quality Pesticide Mitigation > 30 Point AND/OR Beneficial Insect Pesticide Mitigation	Ac	\$63.50
Sarpy	595	Pest Management Conservation System	Wp_Water Quality Pesticide Mitigation > 30 Point AND/OR Beneficial Insect Pesticide Mitigation	Ac	\$52.92
Sarpy	595	Pest Management Conservation System	Water Quality Pesticide Mitigation > 30 Point AND/OR Beneficial Insect Pesticide Mitigation - Small Farm	No	\$1,524.57
Sarpy	595	Pest Management Conservation System	HU-Water Quality Pesticide Mitigation > 30 Point AND/OR Beneficial Insect Pesticide Mitigation - Small Farm	No	\$1,829.48
Sarpy	595	Pest Management Conservation System	Pr_Water Quality Pesticide Mitigation > 30 Point AND/OR Beneficial Insect Pesticide Mitigation - Small Farm	No	\$1,829.48
Sarpy	595	Pest Management Conservation System	Wp_Water Quality Pesticide Mitigation > 30 Point AND/OR Beneficial Insect Pesticide Mitigation - Small Farm	No	\$1,524.57
Sarpy	600	Terrace	Broad Base, Rebuild	Ft	\$1.72
Sarpy	600	Terrace	HU-Broad Base, Rebuild	Ft	\$2.06
Sarpy	600	Terrace	Narrow Base, Rebuild	Ft	\$1.29
Sarpy	600	Terrace	HU-Narrow Base, Rebuild	Ft	\$1.55
Sarpy	600	Terrace	Non-Storage - Broadbase	Ft	\$1.97
Sarpy	600	Terrace	HU-Non-Storage - Broadbase	Ft	\$2.36
Sarpy	600	Terrace	Non-Storage - Grass Back	Ft	\$2.93
Sarpy	600	Terrace	HU-Non-Storage - Grass Back	Ft	\$3.52
Sarpy	600	Terrace	Non-Storage - Narrow Base	Ft	\$2.76
Sarpy	600	Terrace	HU-Non-Storage - Narrow Base	Ft	\$3.32
Sarpy	600	Terrace	Storage - Broadbase	Ft	\$3.20
Sarpy	600	Terrace	HU-Storage - Broadbase	Ft	\$3.84
Sarpy	600	Terrace	Storage - Grass Back	Ft	\$3.89
Sarpy	600	Terrace	HU-Storage - Grass Back	Ft	\$4.67

County	Code	Practice	Component	Units	Unit Cost
Sarpy	600	Terrace	Storage - Level or Flat Channel	Ft	\$1.82
Sarpy	600	Terrace	HU-Storage - Level or Flat Channel	Ft	\$2.18
Sarpy	600	Terrace	Storage - Narrow Base	Ft	\$2.96
Sarpy	600	Terrace	HU-Storage - Narrow Base	Ft	\$3.56
Sarpy	600	Terrace	Terrace Crop Season Construction	Lnft	\$3.11
Sarpy	600	Terrace	HU-Terrace Crop Season Construction	Lnft	\$3.71
Sarpy	601	Vegetative Barrier	Seeded Barrier	Ft	\$0.27
Sarpy	601	Vegetative Barrier	HU-Seeded Barrier	Ft	\$0.33
Sarpy	601	Vegetative Barrier	Vegetative Planting	Ft	\$6.94
Sarpy	601	Vegetative Barrier	HU-Vegetative Planting	Ft	\$8.32
Sarpy	603	Herbaceous Wind Barriers	Annual Species, Small	Ft	\$0.25
Sarpy	603	Herbaceous Wind Barriers	HU-Annual Species, Small	Ft	\$0.29
Sarpy	603	Herbaceous Wind Barriers	Cool Season	Lnft	\$0.09
Sarpy	603	Herbaceous Wind Barriers	HU-Cool Season	Lnft	\$0.11
Sarpy	604	Saturated Buffer	Saturated Buffer	Ft	\$8.24
Sarpy	604	Saturated Buffer	HU-Saturated Buffer	Ft	\$9.89
Sarpy	605	Denitrifying Bioreactor	Denitrifying Bioreactor	CuYd	\$69.58
Sarpy	605	Denitrifying Bioreactor	HU-Denitrifying Bioreactor	CuYd	\$83.49
Sarpy	606	Subsurface Drain	Corrugated Plastic Pipe (CPP), Single-Wall, <= 6 inch	Ft	\$3.35
Sarpy	606	Subsurface Drain	HU-Corrugated Plastic Pipe (CPP), Single-Wall, <= 6 inch	Ft	\$4.02
Sarpy	606	Subsurface Drain	Corrugated Plastic Pipe (CPP), Single-Wall, >= 8 inch	Ft	\$5.04
Sarpy	606	Subsurface Drain	HU-Corrugated Plastic Pipe (CPP), Single-Wall, >= 8 inch	Ft	\$6.04
Sarpy	606	Subsurface Drain	Enveloped Corrugated Plastic Pipe (CPP), Single-Wall, <= 6 inch	Ft	\$4.18
Sarpy	606	Subsurface Drain	HU-Enveloped Corrugated Plastic Pipe (CPP), Single-Wall, <= 6 inch	Ft	\$5.02
Sarpy	606	Subsurface Drain	Secondary Main Retrofit for DWM	Ft	\$6.69
Sarpy	606	Subsurface Drain	HU-Secondary Main Retrofit for DWM	Ft	\$8.04
Sarpy	607	Surface Drain, Field Ditch	Field Drainage Ditch	CuYd	\$2.32

County	Code	Practice	Component	Units	Unit Cost
Sarpy	607	Surface Drain, Field Ditch	HU-Field Drainage Ditch	CuYd	\$2.77
Sarpy	609	Surface Roughening	Emergency Tillage	Ac	\$19.95
Sarpy	609	Surface Roughening	HU-Emergency Tillage	Ac	\$23.95
Sarpy	609	Surface Roughening	Ripper or Subsoiler	Ac	\$21.95
Sarpy	609	Surface Roughening	HU-Ripper or Subsoiler	Ac	\$26.34
Sarpy	610	Salinity and Sodic Soil Management	Prevent Dry Intense Cropping	Ac	\$287.67
Sarpy	610	Salinity and Sodic Soil Management	HU-Prevent Dry Intense Cropping	Ac	\$292.74
Sarpy	610	Salinity and Sodic Soil Management	Soil Management (non-Irrigated)	Ac	\$15.52
Sarpy	610	Salinity and Sodic Soil Management	HU-Soil Management (non-Irrigated)	Ac	\$18.63
Sarpy	610	Salinity and Sodic Soil Management	Soil Management (non-Irrigated) (FI - 1 Yr)	Ac	\$27.57
Sarpy	610	Salinity and Sodic Soil Management	HU-Soil Management (non-Irrigated) (FI - 1 Yr)	Ac	\$30.75
Sarpy	610	Salinity and Sodic Soil Management	Soil Management (Irrigated)	Ac	\$26.49
Sarpy	610	Salinity and Sodic Soil Management	HU-Soil Management (Irrigated)	Ac	\$31.80
Sarpy	612	Tree/Shrub Establishment	Individual tree - hand planting	No	\$1.54
Sarpy	612	Tree/Shrub Establishment	HU-Individual tree - hand planting	No	\$1.84
Sarpy	612	Tree/Shrub Establishment	Individual tree - hand planting w/browse protection	No	\$5.79
Sarpy	612	Tree/Shrub Establishment	HU-Individual tree - hand planting w/browse protection	No	\$6.96
Sarpy	612	Tree/Shrub Establishment	Shrub Planting	No	\$1.52
Sarpy	612	Tree/Shrub Establishment	HU-Shrub Planting	No	\$1.82
Sarpy	612	Tree/Shrub Establishment	Trees, Machine planted - no tubes	No	\$3.36
Sarpy	612	Tree/Shrub Establishment	HU-Trees, Machine planted - no tubes	No	\$4.02
Sarpy	612	Tree/Shrub Establishment	Trees, Machine planted with tubes for animal protection	No	\$10.52
Sarpy	612	Tree/Shrub Establishment	HU-Trees, Machine planted with tubes for animal protection	No	\$12.62
Sarpy	612	Tree/Shrub Establishment	Trees, Machine planted, no tubes, supplemental water for establishment	No	\$7.41
Sarpy	612	Tree/Shrub Establishment	HU-Trees, Machine planted, no tubes, supplemental water for establishment	No	\$8.90
Sarpy	612	Tree/Shrub Establishment	Tree-Shrub Establishment - Small Acreage 5 acres or less	No	\$21.47
Sarpy	612	Tree/Shrub Establishment	HU-Tree-Shrub Establishment - Small Acreage 5 acres or less	No	\$25.77

County	Code	Practice	Component	Units	Unit Cost
Sarpy	614	Watering Facility	Enclosed Storage Tank	Gal	\$1.44
Sarpy	614	Watering Facility	HU-Enclosed Storage Tank	Gal	\$1.73
Sarpy	614	Watering Facility	Fiberglass Tank on Concrete	Gal	\$2.93
Sarpy	614	Watering Facility	HU-Fiberglass Tank on Concrete	Gal	\$3.53
Sarpy	614	Watering Facility	Fiberglass Tank on Earth	Gal	\$2.47
Sarpy	614	Watering Facility	HU-Fiberglass Tank on Earth	Gal	\$2.96
Sarpy	614	Watering Facility	Insulated Tank with Cover	Gal	\$4.31
Sarpy	614	Watering Facility	HU-Insulated Tank with Cover	Gal	\$5.17
Sarpy	614	Watering Facility	Precast Concrete Tank	Gal	\$4.94
Sarpy	614	Watering Facility	HU-Precast Concrete Tank	Gal	\$5.94
Sarpy	614	Watering Facility	Steel Rim Tank - Bottomless	Gal	\$0.52
Sarpy	614	Watering Facility	HU-Steel Rim Tank - Bottomless	Gal	\$0.63
Sarpy	614	Watering Facility	Steel Rim Tank - Concrete Base	Gal	\$1.94
Sarpy	614	Watering Facility	HU-Steel Rim Tank - Concrete Base	Gal	\$2.33
Sarpy	614	Watering Facility	Water Fountain	No	\$2,440.29
Sarpy	614	Watering Facility	HU-Water Fountain	No	\$2,928.34
Sarpy	620	Underground Outlet	>=12 inch Single Wall PE Pipe (non-perf or perf), Multi-Inlet System	Lnft	\$11.42
Sarpy	620	Underground Outlet	HU->=12 inch Single Wall PE Pipe (non-perf or perf), Multi-Inlet System	Lnft	\$13.69
Sarpy	620	Underground Outlet	10 inch Single Wall PE Pipe (non-perf or perf), Multi-Inlet System	Lnft	\$8.69
Sarpy	620	Underground Outlet	HU-10 inch Single Wall PE Pipe (non-perf or perf), Multi-Inlet System	Lnft	\$10.42
Sarpy	620	Underground Outlet	12 inch - 18 inch PVC or DW Pipe, Multi-Inlet System	Ft	\$38.43
Sarpy	620	Underground Outlet	HU-12 inch - 18 inch PVC or DW Pipe, Multi-Inlet System	Ft	\$46.11
Sarpy	620	Underground Outlet	12 inch - 18 inch PVC or DW Pipe, Single-Inlet System	Ft	\$40.34
Sarpy	620	Underground Outlet	HU-12 inch - 18 inch PVC or DW Pipe, Single-Inlet System	Ft	\$48.41
Sarpy	620	Underground Outlet	4 inch - 6 inch PVC or DW Pipe, Multi-Inlet System	Ft	\$8.67
Sarpy	620	Underground Outlet	HU-4 inch - 6 inch PVC or DW Pipe, Multi-Inlet System	Ft	\$10.41
Sarpy	620	Underground Outlet	6 inch - 10 inch PVC or DW Pipe, Single-Inlet System	Ft	\$29.30

County	Code	Practice	Component	Units	Unit Cost
Sarpy	620	Underground Outlet	HU-6 inch - 10 inch PVC or DW Pipe, Single-Inlet System	Ft	\$35.16
Sarpy	620	Underground Outlet	6 inch or smaller Single Wall PE Pipe(non-perf or perf), Multi-Inlet System	Ft	\$6.21
Sarpy	620	Underground Outlet	HU-6 inch or smaller Single Wall PE Pipe(non-perf or perf), Multi-Inlet System	Ft	\$7.45
Sarpy	620	Underground Outlet	8 inch - 10 inch PVC or DW Pipe, Multi-Inlet System	Ft	\$18.57
Sarpy	620	Underground Outlet	HU-8 inch - 10 inch PVC or DW Pipe, Multi-Inlet System	Ft	\$22.29
Sarpy	620	Underground Outlet	8 inch Single Wall PE Pipe (non-perf or perf), Multi-Inlet System	Lnft	\$6.68
Sarpy	620	Underground Outlet	HU-8 inch Single Wall PE Pipe (non-perf or perf), Multi-Inlet System	Lnft	\$8.02
Sarpy	620	Underground Outlet	8 inch Single Wall PE with Riser	Lnft	\$6.97
Sarpy	620	Underground Outlet	HU-8 inch Single Wall PE with Riser	Lnft	\$8.36
Sarpy	620	Underground Outlet	Over 18 inch PVC or DW Pipe, Single- or Multi-Inlet System	Ft	\$56.37
Sarpy	620	Underground Outlet	HU-Over 18 inch PVC or DW Pipe, Single- or Multi-Inlet System	Ft	\$67.65
Sarpy	629	Waste Treatment	Aerobic Circulator	AU	\$110.16
Sarpy	629	Waste Treatment	HU-Aerobic Circulator	AU	\$132.19
Sarpy	632	Waste Separation Facility	Concrete Sand Settling Lane	SqFt	\$9.78
Sarpy	632	Waste Separation Facility	HU-Concrete Sand Settling Lane	SqFt	\$11.74
Sarpy	632	Waste Separation Facility	Concrete Settling Structure with picket screen outlet	Cu-Ft	\$3.60
Sarpy	632	Waste Separation Facility	HU-Concrete Settling Structure with picket screen outlet	Cu-Ft	\$4.32
Sarpy	632	Waste Separation Facility	Concrete Settling Structure with pipe outlet	Cu-Ft	\$1.24
Sarpy	632	Waste Separation Facility	HU-Concrete Settling Structure with pipe outlet	Cu-Ft	\$1.49
Sarpy	632	Waste Separation Facility	Earthen Settling Structure with picket screen outlet	Cu-Ft	\$0.34
Sarpy	632	Waste Separation Facility	HU-Earthen Settling Structure with picket screen outlet	Cu-Ft	\$0.41
Sarpy	632	Waste Separation Facility	Mechanical Separator	No	\$50,611.97
Sarpy	632	Waste Separation Facility	HU-Mechanical Separator	No	\$60,734.36
Sarpy	633	Waste Recycling	Export Ag Waste By-products Recycled for Use Off Farm	No	\$394.91
Sarpy	633	Waste Recycling	HU-Export Ag Waste By-products Recycled for Use Off Farm	No	\$473.90
Sarpy	633	Waste Recycling	Import Non-Ag Waste By-products for Compost with Manure for On-farm Use	Cu-Ft	\$2.10

County	Code	Practice	Component	Units	Unit Cost
Sarpy	633	Waste Recycling	HU-Import Non-Ag Waste By-products for Compost with Manure for On-farm Use	Cu-Ft	\$2.53
Sarpy	633	Waste Recycling	Import Non-Ag Waste By-products for On-Farm Use	Cu-Ft	\$1.26
Sarpy	633	Waste Recycling	HU-Import Non-Ag Waste By-products for On-Farm Use	Cu-Ft	\$1.52
Sarpy	633	Waste Recycling	Import Non-Agricultural By-Products, Land-Applied	Ton	\$16.09
Sarpy	633	Waste Recycling	HU-Import Non-Agricultural By-Products, Land-Applied	Ton	\$19.31
Sarpy	634	Waste Transfer	Agitator, Slurry Transfer	No	\$27,902.45
Sarpy	634	Waste Transfer	HU-Agitator, Slurry Transfer	No	\$33,482.94
Sarpy	634	Waste Transfer	Concrete Channel	SqFt	\$14.41
Sarpy	634	Waste Transfer	HU-Concrete Channel	SqFt	\$17.29
Sarpy	634	Waste Transfer	Gravity flow, greater than 18 inch diameter conduit	Ft	\$51.03
Sarpy	634	Waste Transfer	HU-Gravity flow, greater than 18 inch diameter conduit	Ft	\$61.23
Sarpy	634	Waste Transfer	Gravity flow, less than or equal to 18 inch diameter conduit	Ft	\$29.88
Sarpy	634	Waste Transfer	HU-Gravity flow, less than or equal to 18 inch diameter conduit	Ft	\$35.86
Sarpy	634	Waste Transfer	Hard-hose Reel System with Booster incorporated into Traveler	No	\$41,010.32
Sarpy	634	Waste Transfer	HU-Hard-hose Reel System with Booster incorporated into Traveler	No	\$49,212.38
Sarpy	634	Waste Transfer	Lot Runoff Containment Wall	Ft	\$72.89
Sarpy	634	Waste Transfer	HU-Lot Runoff Containment Wall	Ft	\$87.47
Sarpy	634	Waste Transfer	Pressure flow, 10 inch diameter conduit	Ft	\$27.93
Sarpy	634	Waste Transfer	HU-Pressure flow, 10 inch diameter conduit	Ft	\$33.52
Sarpy	634	Waste Transfer	Pressure flow, 12 inch or greater diameter conduit	Ft	\$41.60
Sarpy	634	Waste Transfer	HU-Pressure flow, 12 inch or greater diameter conduit	Ft	\$49.91
Sarpy	634	Waste Transfer	Pressure flow, 8 inch diameter conduit	Ft	\$19.60
Sarpy	634	Waste Transfer	HU-Pressure flow, 8 inch diameter conduit	Ft	\$23.51
Sarpy	634	Waste Transfer	Pressure flow, less than or equal to 6 inch diameter conduit	Ft	\$13.57
Sarpy	634	Waste Transfer	HU-Pressure flow, less than or equal to 6 inch diameter conduit	Ft	\$16.28
Sarpy	634	Waste Transfer	Pressure or gravity flow conduit that includes one boring under roadway	Ft	\$33.03

County	Code	Practice	Component	Units	Unit Cost
Sarpy	634	Waste Transfer	HU-Pressure or gravity flow conduit that includes one boring under roadway	Ft	\$39.63
Sarpy	635	Vegetated Treatment Area	Concrete Curb with major shaping	Ac	\$10,838.50
Sarpy	635	Vegetated Treatment Area	HU-Concrete Curb with major shaping	Ac	\$13,006.20
Sarpy	635	Vegetated Treatment Area	Wp_Concrete Curb with major shaping	Ac	\$10,838.50
Sarpy	635	Vegetated Treatment Area	Concrete Curb, with or without flow spreaders	Ac	\$4,778.31
Sarpy	635	Vegetated Treatment Area	HU-Concrete Curb, with or without flow spreaders	Ac	\$5,733.97
Sarpy	635	Vegetated Treatment Area	Wp_Concrete Curb, with or without flow spreaders	Ac	\$4,778.31
Sarpy	635	Vegetated Treatment Area	Gated Pipe with major shaping	Ac	\$10,266.10
Sarpy	635	Vegetated Treatment Area	HU-Gated Pipe with major shaping	Ac	\$12,319.32
Sarpy	635	Vegetated Treatment Area	Wp_Gated Pipe with major shaping	Ac	\$10,266.10
Sarpy	635	Vegetated Treatment Area	Gated Pipe, with or without flow spreaders	Ac	\$2,280.77
Sarpy	635	Vegetated Treatment Area	HU-Gated Pipe, with or without flow spreaders	Ac	\$2,736.92
Sarpy	635	Vegetated Treatment Area	Wp_Gated Pipe, with or without flow spreaders	Ac	\$2,280.77
Sarpy	635	Vegetated Treatment Area	Minor Shaping	Ac	\$1,606.32
Sarpy	635	Vegetated Treatment Area	HU-Minor Shaping	Ac	\$1,927.58
Sarpy	635	Vegetated Treatment Area	Wp_Minor Shaping	Ac	\$1,606.32
Sarpy	635	Vegetated Treatment Area	Sprinkler, Center Pivot	Ac	\$4,249.84
Sarpy	635	Vegetated Treatment Area	HU-Sprinkler, Center Pivot	Ac	\$5,099.81
Sarpy	635	Vegetated Treatment Area	Wp_Sprinkler, Center Pivot	Ac	\$4,249.84
Sarpy	635	Vegetated Treatment Area	Sprinkler, Mobile Pods	Ac	\$3,856.61
Sarpy	635	Vegetated Treatment Area	HU-Sprinkler, Mobile Pods	Ac	\$4,627.93
Sarpy	635	Vegetated Treatment Area	Wp_Sprinkler, Mobile Pods	Ac	\$3,856.61
Sarpy	635	Vegetated Treatment Area	Sprinkler, Solid Set Distribution	Ac	\$6,080.99
Sarpy	635	Vegetated Treatment Area	HU-Sprinkler, Solid Set Distribution	Ac	\$7,297.19
Sarpy	635	Vegetated Treatment Area	Wp_Sprinkler, Solid Set Distribution	Ac	\$6,080.99
Sarpy	636	Water Harvesting Catchment	Elevated Catchment	SqYd	\$146.07
Sarpy	636	Water Harvesting Catchment	HU-Elevated Catchment	SqYd	\$175.28

County	Code	Practice	Component	Units	Unit Cost
Sarpy	636	Water Harvesting Catchment	Plastic tank, less than or equal to 1,000 gallons	Gal	\$1.96
Sarpy	636	Water Harvesting Catchment	HU-Plastic tank, less than or equal to 1,000 gallons	Gal	\$2.36
Sarpy	636	Water Harvesting Catchment	Surface Catchment	SqYd	\$14.50
Sarpy	636	Water Harvesting Catchment	HU-Surface Catchment	SqYd	\$17.40
Sarpy	638	Water and Sediment Control Basin	WASCOB base	CuYd	\$3.26
Sarpy	638	Water and Sediment Control Basin	HU-WASCOB base	CuYd	\$3.90
Sarpy	638	Water and Sediment Control Basin	WASCOB topsoil	CuYd	\$3.50
Sarpy	638	Water and Sediment Control Basin	HU-WASCOB topsoil	CuYd	\$4.21
Sarpy	638	Water and Sediment Control Basin	WASCOB, Crop Season Construction	CuYd	\$3.69
Sarpy	638	Water and Sediment Control Basin	HU-WASCOB, Crop Season Construction	CuYd	\$4.40
Sarpy	640	Waterspreading	Dikes	Ac	\$1,733.67
Sarpy	640	Waterspreading	HU-Dikes	Ac	\$2,080.41
Sarpy	642	Water Well	Shallow Well, 100 ft. deep or less	Ft	\$107.63
Sarpy	642	Water Well	HU-Shallow Well, 100 ft. deep or less	Ft	\$129.16
Sarpy	642	Water Well	Single PVC Casing with pitless unit, greater than 100 ft. deep	Ft	\$64.50
Sarpy	642	Water Well	HU-Single PVC Casing with pitless unit, greater than 100 ft. deep	Ft	\$77.41
Sarpy	642	Water Well	Steel or Copper, 100 ft. or deeper	Lnft	\$55.01
Sarpy	642	Water Well	HU-Steel or Copper, 100 ft. or deeper	Lnft	\$66.01
Sarpy	642	Water Well	Well Point	Ft	\$281.82
Sarpy	642	Water Well	HU-Well Point	Ft	\$338.19
Sarpy	643	Restoration of Rare or Declining Natural Communities	Beaver Dam Analogues or Post-Assisted Log Structures	Lnft	\$37.17
Sarpy	643	Restoration of Rare or Declining Natural Communities	HU-Beaver Dam Analogues or Post-Assisted Log Structures	Lnft	\$44.60
Sarpy	643	Restoration of Rare or Declining Natural Communities	Habitat Monitoring and Management, High Intensity and Complexity	Ac	\$22.90
Sarpy	643	Restoration of Rare or Declining Natural Communities	HU-Habitat Monitoring and Management, High Intensity and Complexity	Ac	\$27.49
Sarpy	643	Restoration of Rare or Declining Natural Communities	Monitoring & Management, Low Intensity and Complexity - No Foregone Income	Ac	\$5.77
Sarpy	643	Restoration of Rare or Declining Natural Communities	HU-Monitoring & Management, Low Intensity and Complexity - No Foregone Income	Ac	\$6.93

County	Code	Practice	Component	Units	Unit Cost
Sarpy	643	Restoration of Rare or Declining Natural Communities	Rock Structure	CuYd	\$702.39
Sarpy	643	Restoration of Rare or Declining Natural Communities	HU-Rock Structure	CuYd	\$842.87
Sarpy	644	Wetland Wildlife Habitat Management	Establishment of seasonal wildlife forage or cover on non-cropland	Ac	\$141.67
Sarpy	644	Wetland Wildlife Habitat Management	HU-Establishment of seasonal wildlife forage or cover on non-cropland	Ac	\$170.01
Sarpy	644	Wetland Wildlife Habitat Management	Idling Cropland for Wetland Wildlife - Level 2	Ac	\$292.18
Sarpy	644	Wetland Wildlife Habitat Management	HU-Idling Cropland for Wetland Wildlife - Level 2	Ac	\$302.79
Sarpy	644	Wetland Wildlife Habitat Management	Management and Monitoring on Idled Cropland for Wetland Wildlife, foregone income - Level 1 (Year 2-5)	Ac	\$286.36
Sarpy	644	Wetland Wildlife Habitat Management	HU-Management and Monitoring on Idled Cropland for Wetland Wildlife, foregone income - Level 1 (Year 2-5)	Ac	\$295.81
Sarpy	644	Wetland Wildlife Habitat Management	Management and monitoring only, foregone income (FI)	Ac	\$299.82
Sarpy	644	Wetland Wildlife Habitat Management	HU-Management and monitoring only, foregone income (FI)	Ac	\$303.36
Sarpy	644	Wetland Wildlife Habitat Management	Monitoring and Management - Level 3	Ac	\$208.80
Sarpy	644	Wetland Wildlife Habitat Management	HU-Monitoring and Management - Level 3	Ac	\$217.08
Sarpy	644	Wetland Wildlife Habitat Management	Wetland Wildlife Habitat Monitoring and Management, Low Intensity and Complexity	Ac	\$3.87
Sarpy	644	Wetland Wildlife Habitat Management	HU-Wetland Wildlife Habitat Monitoring and Management, Low Intensity and Complexity	Ac	\$4.65
Sarpy	645	Upland Wildlife Habitat Management	Establishment of seasonal forage or cover for wildlife on cropland, with FI	Ac	\$428.86
Sarpy	645	Upland Wildlife Habitat Management	HU-Establishment of seasonal forage or cover for wildlife on cropland, with FI	Ac	\$446.97
Sarpy	645	Upland Wildlife Habitat Management	Establishment of seasonal wildlife forage or cover on cropland, no FI	Ac	\$98.68
Sarpy	645	Upland Wildlife Habitat Management	HU-Establishment of seasonal wildlife forage or cover on cropland, no FI	Ac	\$118.42
Sarpy	645	Upland Wildlife Habitat Management	Greater Prairie Chicken Habitat Development	Ac	\$9.50
Sarpy	645	Upland Wildlife Habitat Management	HU-Greater Prairie Chicken Habitat Development	Ac	\$11.40
Sarpy	645	Upland Wildlife Habitat Management	Habitat Monitoring and Management, Low Intensity and Complexity	Ac	\$3.87
Sarpy	645	Upland Wildlife Habitat Management	HU-Habitat Monitoring and Management, Low Intensity and Complexity	Ac	\$4.65
Sarpy	645	Upland Wildlife Habitat Management	Habitat Monitoring and Management, Medium Intensity and Complexity	Ac	\$11.90
Sarpy	645	Upland Wildlife Habitat Management	HU-Habitat Monitoring and Management, Medium Intensity and Complexity	Ac	\$14.28

<b>County</b>	<b>Code</b>	<b>Practice</b>	<b>Component</b>	<b>Units</b>	<b>Unit Cost</b>
Sarpy	645	Upland Wildlife Habitat Management	Interseeding Milkweed Into Existing Habitat	Ac	\$157.41
Sarpy	645	Upland Wildlife Habitat Management	HU-Interseeding Milkweed Into Existing Habitat	Ac	\$188.89
Sarpy	645	Upland Wildlife Habitat Management	Livestock Exclusion for Wildlife	Ac	\$62.12
Sarpy	645	Upland Wildlife Habitat Management	HU-Livestock Exclusion for Wildlife	Ac	\$63.04
Sarpy	645	Upland Wildlife Habitat Management	Wildlife Habitat Enhancement - Former Cropland (FI)	Ac	\$283.87
Sarpy	645	Upland Wildlife Habitat Management	HU-Wildlife Habitat Enhancement - Former Cropland (FI)	Ac	\$284.03
Sarpy	646	Shallow Water Development and Management	Shallow Water Management, High Level	Ac	\$315.02
Sarpy	646	Shallow Water Development and Management	HU-Shallow Water Management, High Level	Ac	\$378.02
Sarpy	646	Shallow Water Development and Management	Shallow Water Management-Low Level	Ac	\$137.43
Sarpy	646	Shallow Water Development and Management	HU-Shallow Water Management-Low Level	Ac	\$164.92
Sarpy	647	Early Successional Habitat Development-Mgt	Chemical	Ac	\$18.93
Sarpy	647	Early Successional Habitat Development-Mgt	HU-Chemical	Ac	\$22.72
Sarpy	647	Early Successional Habitat Development-Mgt	Disking	Ac	\$26.50
Sarpy	647	Early Successional Habitat Development-Mgt	HU-Disking	Ac	\$31.80
Sarpy	647	Early Successional Habitat Development-Mgt	Mowing	Ac	\$10.27
Sarpy	647	Early Successional Habitat Development-Mgt	HU-Mowing	Ac	\$12.33
Sarpy	649	Structures for Wildlife	Brush Pile - Large	No	\$146.01
Sarpy	649	Structures for Wildlife	HU-Brush Pile - Large	No	\$175.20
Sarpy	649	Structures for Wildlife	Brush Pile - Small	No	\$33.72
Sarpy	649	Structures for Wildlife	HU-Brush Pile - Small	No	\$40.47
Sarpy	649	Structures for Wildlife	Escape Ramp	No	\$72.33
Sarpy	649	Structures for Wildlife	HU-Escape Ramp	No	\$86.80
Sarpy	649	Structures for Wildlife	Fence Markers, Vinyl Undersill	Ft	\$0.18
Sarpy	649	Structures for Wildlife	HU-Fence Markers, Vinyl Undersill	Ft	\$0.22
Sarpy	649	Structures for Wildlife	Nesting Box, Large	No	\$97.70
Sarpy	649	Structures for Wildlife	HU-Nesting Box, Large	No	\$117.24
Sarpy	649	Structures for Wildlife	Perch Deterrent	Lnft	\$8.02

County	Code	Practice	Component	Units	Unit Cost
Sarpy	649	Structures for Wildlife	HU-Perch Deterrent	Lnft	\$9.62
Sarpy	649	Structures for Wildlife	Wildlife Friendly Fence Retrofit, Replacement of Barbed Wire Only with Smooth Wire	Lnft	\$1.34
Sarpy	649	Structures for Wildlife	HU-Wildlife Friendly Fence Retrofit, Replacement of Barbed Wire Only with Smooth Wire	Lnft	\$1.62
Sarpy	654	Road/Trail/Landing Closure and Treatment	Road/Trail removal and restoration (Vegetative)	Ft	\$4.18
Sarpy	654	Road/Trail/Landing Closure and Treatment	HU-Road/Trail removal and restoration (Vegetative)	Ft	\$5.01
Sarpy	655	Forest Trails and Landings	Trail and Landing Installation	Ft	\$1.54
Sarpy	655	Forest Trails and Landings	HU-Trail and Landing Installation	Ft	\$1.84
Sarpy	655	Forest Trails and Landings	Trail/Landing Location and Marking	Ft	\$0.31
Sarpy	655	Forest Trails and Landings	HU-Trail/Landing Location and Marking	Ft	\$0.37
Sarpy	656	Constructed Wetland	Large, 0.5 to 1.0 ac.	Ac	\$9,803.84
Sarpy	656	Constructed Wetland	HU-Large, 0.5 to 1.0 ac.	Ac	\$11,764.60
Sarpy	656	Constructed Wetland	Wp_Large, 0.5 to 1.0 ac.	Ac	\$9,803.84
Sarpy	656	Constructed Wetland	Large, more than 1.0 ac.	Ac	\$7,531.49
Sarpy	656	Constructed Wetland	HU-Large, more than 1.0 ac.	Ac	\$9,037.79
Sarpy	656	Constructed Wetland	Wp_Large, more than 1.0 ac.	Ac	\$7,531.49
Sarpy	656	Constructed Wetland	Medium, 0.5 ac or less	Ac	\$14,974.32
Sarpy	656	Constructed Wetland	HU-Medium, 0.5 ac or less	Ac	\$17,969.19
Sarpy	656	Constructed Wetland	Wp_Medium, 0.5 ac or less	Ac	\$14,974.32
Sarpy	657	Wetland Restoration	Depression Sediment Removal	CuYd	\$3.50
Sarpy	657	Wetland Restoration	HU-Depression Sediment Removal	CuYd	\$4.20
Sarpy	657	Wetland Restoration	Pr_Depression Sediment Removal	CuYd	\$4.20
Sarpy	657	Wetland Restoration	Wp_Depression Sediment Removal	CuYd	\$3.50
Sarpy	657	Wetland Restoration	Ditch plug - Lateral Restoration	CuYd	\$9.98
Sarpy	657	Wetland Restoration	HU-Ditch plug - Lateral Restoration	CuYd	\$11.97
Sarpy	657	Wetland Restoration	Pr_Ditch plug - Lateral Restoration	CuYd	\$11.97
Sarpy	657	Wetland Restoration	Wp_Ditch plug - Lateral Restoration	CuYd	\$9.98

County	Code	Practice	Component	Units	Unit Cost
Sarpy	657	Wetland Restoration	Fill in dugout	CuYd	\$3.50
Sarpy	657	Wetland Restoration	HU-Fill in dugout	CuYd	\$4.20
Sarpy	657	Wetland Restoration	Pr_Fill in dugout	CuYd	\$4.20
Sarpy	657	Wetland Restoration	Wp_Fill in dugout	CuYd	\$3.50
Sarpy	657	Wetland Restoration	Sediment Removal - Saturated Site	CuYd	\$4.23
Sarpy	657	Wetland Restoration	HU-Sediment Removal - Saturated Site	CuYd	\$5.07
Sarpy	657	Wetland Restoration	Pr_Sediment Removal - Saturated Site	CuYd	\$5.07
Sarpy	657	Wetland Restoration	Wp_Sediment Removal - Saturated Site	CuYd	\$4.23
Sarpy	658	Wetland Creation	Excavation and Embankment	CuYd	\$3.89
Sarpy	658	Wetland Creation	HU-Excavation and Embankment	CuYd	\$4.67
Sarpy	658	Wetland Creation	Wetland Creation, Excavation	CuYd	\$2.41
Sarpy	658	Wetland Creation	HU-Wetland Creation, Excavation	CuYd	\$2.89
Sarpy	659	Wetland Enhancement	Depression Sediment Removal and Ditch Plug	CuYd	\$2.16
Sarpy	659	Wetland Enhancement	HU-Depression Sediment Removal and Ditch Plug	CuYd	\$2.59
Sarpy	659	Wetland Enhancement	Wp_Depression Sediment Removal and Ditch Plug	CuYd	\$2.16
Sarpy	659	Wetland Enhancement	Excavation on Saturated Site	CuYd	\$3.94
Sarpy	659	Wetland Enhancement	HU-Excavation on Saturated Site	CuYd	\$4.73
Sarpy	659	Wetland Enhancement	Wp_Excavation on Saturated Site	CuYd	\$3.94
Sarpy	660	Tree-Shrub Pruning	Pruning- High Height	Ac	\$343.02
Sarpy	660	Tree-Shrub Pruning	HU-Pruning- High Height	Ac	\$411.62
Sarpy	660	Tree-Shrub Pruning	Pruning Individual Agroforestry tree - small acreage	No	\$11.07
Sarpy	660	Tree-Shrub Pruning	HU-Pruning Individual Agroforestry tree - small acreage	No	\$13.28
Sarpy	660	Tree-Shrub Pruning	Pruning-Low Height	Ac	\$184.15
Sarpy	660	Tree-Shrub Pruning	HU-Pruning-Low Height	Ac	\$220.98
Sarpy	660	Tree-Shrub Pruning	Pruning-Multistory Cropping Understory	No	\$0.86
Sarpy	660	Tree-Shrub Pruning	HU-Pruning-Multistory Cropping Understory	No	\$1.03
Sarpy	660	Tree-Shrub Pruning	Pruning-MultiStory Cropping-Overstory	No	\$7.45

County	Code	Practice	Component	Units	Unit Cost
Sarpy	660	Tree-Shrub Pruning	HU-Pruning-MultiStory Cropping-Overstory	No	\$8.94
Sarpy	666	Forest Stand Improvement	Comprehensive Forest Stand Treatment with Mastication, All Slopes	Ac	\$2,139.39
Sarpy	666	Forest Stand Improvement	HU-Comprehensive Forest Stand Treatment with Mastication, All Slopes	Ac	\$2,567.26
Sarpy	666	Forest Stand Improvement	Intermediate Silvicultural Rx Using Ground Based Logging, Heavy Equipment all slopes	Ac	\$639.43
Sarpy	666	Forest Stand Improvement	HU-Intermediate Silvicultural Rx Using Ground Based Logging, Heavy Equipment all slopes	Ac	\$767.32
Sarpy	666	Forest Stand Improvement	Intermediate Silvicultural Treatment	Ac	\$513.43
Sarpy	666	Forest Stand Improvement	HU-Intermediate Silvicultural Treatment	Ac	\$616.10
Sarpy	666	Forest Stand Improvement	Pre-commercial Thinning - Hand tools	Ac	\$316.25
Sarpy	666	Forest Stand Improvement	HU-Pre-commercial Thinning - Hand tools	Ac	\$379.50
Sarpy	666	Forest Stand Improvement	Pre-Commercial Thinning, Mastication	Ac	\$502.50
Sarpy	666	Forest Stand Improvement	HU-Pre-Commercial Thinning, Mastication	Ac	\$602.99
Sarpy	666	Forest Stand Improvement	Timber Stand Improvement, Chemical, Ground	Ac	\$37.28
Sarpy	666	Forest Stand Improvement	HU-Timber Stand Improvement, Chemical, Ground	Ac	\$44.74
Sarpy	666	Forest Stand Improvement	Timber Stand Improvement, Single Stem Treatment	Ac	\$304.72
Sarpy	666	Forest Stand Improvement	HU-Timber Stand Improvement, Single Stem Treatment	Ac	\$365.65
Sarpy	670	Energy Efficient Lighting System	Dairy housing, Fixture (including LED) replacement	SqFt	\$0.30
Sarpy	670	Energy Efficient Lighting System	HU-Dairy housing, Fixture (including LED) replacement	SqFt	\$0.36
Sarpy	670	Energy Efficient Lighting System	Fixture (including LED) < 20 watts	No	\$19.86
Sarpy	670	Energy Efficient Lighting System	HU-Fixture (including LED) < 20 watts	No	\$23.83
Sarpy	670	Energy Efficient Lighting System	Fixture (including LED) >= 20 watts and < 40 watts	No	\$56.02
Sarpy	670	Energy Efficient Lighting System	HU-Fixture (including LED) >= 20 watts and < 40 watts	No	\$67.23
Sarpy	670	Energy Efficient Lighting System	Fixture (including LED) >= 40 watts and < 80 watts	No	\$112.05
Sarpy	670	Energy Efficient Lighting System	HU-Fixture (including LED) >= 40 watts and < 80 watts	No	\$134.46
Sarpy	670	Energy Efficient Lighting System	Fixture (including LED) >= 80 watts	No	\$203.13
Sarpy	670	Energy Efficient Lighting System	HU-Fixture (including LED) >= 80 watts	No	\$243.75
Sarpy	670	Energy Efficient Lighting System	General agricultural area, Fixture (including LED) replacement	SqFt	\$0.57

County	Code	Practice	Component	Units	Unit Cost
Sarpy	670	Energy Efficient Lighting System	HU-General agricultural area, Fixture (including LED) replacement	SqFt	\$0.68
Sarpy	670	Energy Efficient Lighting System	LED (using existing fixture) < 20 watts	No	\$10.17
Sarpy	670	Energy Efficient Lighting System	HU-LED (using existing fixture) < 20 watts	No	\$12.21
Sarpy	670	Energy Efficient Lighting System	LED (using existing fixture) >= 100 watts	No	\$88.73
Sarpy	670	Energy Efficient Lighting System	HU-LED (using existing fixture) >= 100 watts	No	\$106.48
Sarpy	670	Energy Efficient Lighting System	LED (using existing fixture) >= 20 watts and < 100 watts	No	\$37.39
Sarpy	670	Energy Efficient Lighting System	HU-LED (using existing fixture) >= 20 watts and < 100 watts	No	\$44.88
Sarpy	670	Energy Efficient Lighting System	LED Dimmer or Controller	No	\$391.27
Sarpy	670	Energy Efficient Lighting System	HU-LED Dimmer or Controller	No	\$469.53
Sarpy	670	Energy Efficient Lighting System	Poultry breeding, Fixture (including LED) replacement with new layout	SqFt	\$0.24
Sarpy	670	Energy Efficient Lighting System	HU-Poultry breeding, Fixture (including LED) replacement with new layout	SqFt	\$0.29
Sarpy	670	Energy Efficient Lighting System	Poultry house, Fixture (including LED) replacement	SqFt	\$0.12
Sarpy	670	Energy Efficient Lighting System	HU-Poultry house, Fixture (including LED) replacement	SqFt	\$0.14
Sarpy	670	Energy Efficient Lighting System	Poultry house, Fixture (including LED) replacement with new layout	SqFt	\$0.16
Sarpy	670	Energy Efficient Lighting System	HU-Poultry house, Fixture (including LED) replacement with new layout	SqFt	\$0.19
Sarpy	670	Energy Efficient Lighting System	Poultry house, Lamp replacement	SqFt	\$0.06
Sarpy	670	Energy Efficient Lighting System	HU-Poultry house, Lamp replacement	SqFt	\$0.08
Sarpy	670	Energy Efficient Lighting System	Specialty agricultural area, waterproof, Fixture (including LED) replacement	SqFt	\$0.83
Sarpy	670	Energy Efficient Lighting System	HU-Specialty agricultural area, waterproof, Fixture (including LED) replacement	SqFt	\$1.00
Sarpy	670	Energy Efficient Lighting System	Swine facility, Fixture (including LED) replacement	SqFt	\$0.20
Sarpy	670	Energy Efficient Lighting System	HU-Swine facility, Fixture (including LED) replacement	SqFt	\$0.23
Sarpy	672	Energy Efficient Building Envelope	Building Envelope - Attic Insulation	SqFt	\$0.75
Sarpy	672	Energy Efficient Building Envelope	HU-Building Envelope - Attic Insulation	SqFt	\$0.90
Sarpy	672	Energy Efficient Building Envelope	Building Envelope - Greenhouse Screens	SqFt	\$2.42
Sarpy	672	Energy Efficient Building Envelope	HU-Building Envelope - Greenhouse Screens	SqFt	\$2.90
Sarpy	672	Energy Efficient Building Envelope	Building Envelope - Sealant	Ft	\$1.46

County	Code	Practice	Component	Units	Unit Cost
Sarpy	672	Energy Efficient Building Envelope	HU-Building Envelope - Sealant	Ft	\$1.75
Sarpy	672	Energy Efficient Building Envelope	Building Envelope - Wall Insulation	SqFt	\$1.82
Sarpy	672	Energy Efficient Building Envelope	HU-Building Envelope - Wall Insulation	SqFt	\$2.18
Sarpy	672	Energy Efficient Building Envelope	Energy Efficient Glazing	SqFt	\$0.34
Sarpy	672	Energy Efficient Building Envelope	HU-Energy Efficient Glazing	SqFt	\$0.40
Sarpy	672	Energy Efficient Building Envelope	Greenhouse - Insulate Unglazed Walls	SqFt	\$0.30
Sarpy	672	Energy Efficient Building Envelope	HU-Greenhouse - Insulate Unglazed Walls	SqFt	\$0.37
Sarpy	810	Annual Forages for Grazing Systems	Annual forages mix	Ac	\$79.18
Sarpy	810	Annual Forages for Grazing Systems	HU-Annual forages mix	Ac	\$95.01
Sarpy	810	Annual Forages for Grazing Systems	Annual forages to Defer Grazing on Rangeland with FI	Ac	\$389.71
Sarpy	810	Annual Forages for Grazing Systems	HU-Annual forages to Defer Grazing on Rangeland with FI	Ac	\$402.55
Sarpy	810	Annual Forages for Grazing Systems	Annuals to Facilitate Renovation or Re-establishment	Ac	\$198.92
Sarpy	810	Annual Forages for Grazing Systems	HU-Annuals to Facilitate Renovation or Re-establishment	Ac	\$238.70
Sarpy	812	Raised Beds	Framed Raised Bed < 500 sq ft Contamination or Debris Sites only	SqFt	\$5.94
Sarpy	812	Raised Beds	HU-Framed Raised Bed < 500 sq ft Contamination or Debris Sites only	SqFt	\$7.12
Sarpy	812	Raised Beds	Framed Raised Bed greater than or equal to 500 sq ft Contamination or Debris Sites only	SqFt	\$3.39
Sarpy	812	Raised Beds	HU-Framed Raised Bed greater than or equal to 500 sq ft Contamination or Debris Sites only	SqFt	\$4.07
Sarpy	812	Raised Beds	Framed Raised Bed Small Lot Contamination or Debris Sites only	SqFt	\$11.39
Sarpy	812	Raised Beds	HU-Framed Raised Bed Small Lot Contamination or Debris Sites only	SqFt	\$13.67
Sarpy	812	Raised Beds	Unframed Raised Bed field size < 0.10 acres Contamination or Debris Sites only	SqFt	\$4.01
Sarpy	812	Raised Beds	HU-Unframed Raised Bed field size < 0.10 acres Contamination or Debris Sites only	SqFt	\$4.81
Sarpy	812	Raised Beds	Unframed Raised Bedfield size < 0.5 acres Contamination or Debris Sites only	SqFt	\$2.77
Sarpy	812	Raised Beds	HU-Unframed Raised Bedfield size < 0.5 acres Contamination or Debris Sites only	SqFt	\$3.33
Sarpy	821	Low Tunnel Systems	Low tunnel < 1000 square feet- Year 1	SqFt	\$4.74

County	Code	Practice	Component	Units	Unit Cost
Sarpy	821	Low Tunnel Systems	HU-Low tunnel < 1000 square feet- Year 1	SqFt	\$5.69
Sarpy	821	Low Tunnel Systems	Low tunnel 1000-5000 square feet, Year 1	SqFt	\$1.28
Sarpy	821	Low Tunnel Systems	HU-Low tunnel 1000-5000 square feet, Year 1	SqFt	\$1.54
Sarpy	821	Low Tunnel Systems	Low tunnel management- Year 2-3	SqFt	\$0.44
Sarpy	821	Low Tunnel Systems	HU-Low tunnel management- Year 2-3	SqFt	\$0.53
Sarpy	823	Organic Management	Certified Organic	Ac	\$87.48
Sarpy	823	Organic Management	HU-Certified Organic	Ac	\$104.97
Sarpy	823	Organic Management	Complex Crops and Livestock	Ac	\$350.30
Sarpy	823	Organic Management	HU-Complex Crops and Livestock	Ac	\$420.37
Sarpy	823	Organic Management	Complex Crops and Livestock FI	Ac	\$561.93
Sarpy	823	Organic Management	HU-Complex Crops and Livestock FI	Ac	\$631.99
Sarpy	823	Organic Management	Complex Crops FI	Ac	\$466.35
Sarpy	823	Organic Management	HU-Complex Crops FI	Ac	\$517.29
Sarpy	823	Organic Management	Complex Crops Only	Ac	\$254.72
Sarpy	823	Organic Management	HU-Complex Crops Only	Ac	\$305.67
Sarpy	823	Organic Management	Irrigated Pasture for Livestock	Ac	\$132.36
Sarpy	823	Organic Management	HU-Irrigated Pasture for Livestock	Ac	\$158.82
Sarpy	823	Organic Management	Simple Crops and Livestock	Ac	\$296.13
Sarpy	823	Organic Management	HU-Simple Crops and Livestock	Ac	\$355.36
Sarpy	823	Organic Management	Simple Crops and Livestock FI	Ac	\$326.08
Sarpy	823	Organic Management	HU-Simple Crops and Livestock FI	Ac	\$385.31
Sarpy	823	Organic Management	Simple Crops Large Acreage	Ac	\$74.25
Sarpy	823	Organic Management	HU-Simple Crops Large Acreage	Ac	\$89.11
Sarpy	823	Organic Management	Simple Crops Large Acreage FI	Ac	\$104.20
Sarpy	823	Organic Management	HU-Simple Crops Large Acreage FI	Ac	\$119.06
Sarpy	823	Organic Management	Simple Crops Only	Ac	\$221.95
Sarpy	823	Organic Management	HU-Simple Crops Only	Ac	\$266.34

County	Code	Practice	Component	Units	Unit Cost
Sarpy	823	Organic Management	Simple Crops Only FI	Ac	\$251.90
Sarpy	823	Organic Management	HU-Simple Crops Only FI	Ac	\$296.29
Sarpy	823	Organic Management	Small Scale	Ac	\$1,749.34
Sarpy	823	Organic Management	HU-Small Scale	Ac	\$2,099.20
Sarpy	823	Organic Management	Small Scale FI	Ac	\$1,983.59
Sarpy	823	Organic Management	HU-Small Scale FI	Ac	\$2,333.46
Sarpy	911	TA Design	TSPR-313 - Buried Concrete Tank	No	\$22,401.93
Sarpy	911	TA Design	TSPR-313 - Buried Concrete Tank, Greater Than 110,000 Cubic Feet	No	\$12,580.24
Sarpy	911	TA Design	TSPR-313 - Composted Bedded Pack, Concrete Floor and Walls	No	\$6,563.61
Sarpy	911	TA Design	TSPR-313 - Composted Bedded Pack, Earthen Floor and Wood Walls	No	\$3,719.38
Sarpy	911	TA Design	TSPR-313 - Dry Stack with Concrete Floor and Walls	No	\$7,876.33
Sarpy	911	TA Design	TSPR-313 - Pond	No	\$16,627.80
Sarpy	911	TA Design	TSPR-367 - Hoop Structure Roof	No	\$5,094.58
Sarpy	911	TA Design	TSPR-367 - Timber or Steel Sheet Roof	No	\$5,094.58
Sarpy	911	TA Design	TSPR-441 - SDI (Subsurface Drip Irrigation)	Ac	\$109.39
Sarpy	911	TA Design	TSPR-520 - Use On-Site Material	CuYd	\$1.36
Sarpy	911	TA Design	TSPR-521 - Flexible Membrane - Uncovered with liner drainage or venting	No	\$4,156.95
Sarpy	911	TA Design	TSPR-533 - Livestock, Manure Transfer	No	\$765.75
Sarpy	911	TA Design	TSPR-632 - Concrete Settling Structure with picket screen outlet	No	\$3,938.16
Sarpy	911	TA Design	TSPR-632 - Concrete Settling Structure with pipe outlet	No	\$13,236.61
Sarpy	911	TA Design	TSPR-634 - Gravity flow	Ft	\$5.11
Sarpy	911	TA Design	TSPR-634 - Pressure flow, less than or equal to 6 inch diameter conduit	Ft	\$2.52
Sarpy	912	TA Application	TSPR-313 - Buried Concrete Tank	No	\$5,649.18
Sarpy	912	TA Application	TSPR-313 - Buried Concrete Tank, Greater Than 110,000 Cubic Feet	No	\$3,172.41
Sarpy	912	TA Application	TSPR-313 - Composted Bedded Pack, Concrete Floor and Walls	No	\$4,375.74
Sarpy	912	TA Application	TSPR-313 - Composted Bedded Pack, Earthen Floor and Wood Walls	No	\$2,625.44
Sarpy	912	TA Application	TSPR-313 - Dry Stack with Concrete Floor and Walls	No	\$5,360.28

County	Code	Practice	Component	Units	Unit Cost
Sarpy	912	TA Application	TSPR-313 - Pond	No	\$5,360.28
Sarpy	912	TA Application	TSPR-367 - Hoop Structure Roof	No	\$2,498.68
Sarpy	912	TA Application	TSPR-367 - Timber or Steel Sheet Roof	No	\$1,998.94
Sarpy	912	TA Application	TSPR-441 - SDI (Subsurface Drip Irrigation)	Ac	\$47.40
Sarpy	912	TA Application	TSPR-520 - Use On-Site Material	CuYd	\$0.95
Sarpy	912	TA Application	TSPR-521 - Flexible Membrane - Uncovered with liner drainage or venting	No	\$4,047.56
Sarpy	912	TA Application	TSPR-632 - Concrete Settling Structure with picket screen outlet	No	\$2,844.23
Sarpy	912	TA Application	TSPR-632 - Concrete Settling Structure with pipe outlet	No	\$10,939.34
Sarpy	912	TA Application	TSPR-634 - Gravity flow	Ft	\$2.92
Sarpy	912	TA Application	TSPR-634 - Pressure flow, less than or equal to 6 inch diameter conduit	Ft	\$0.75
Sarpy	913	TA Check-Out	TSPR-313 - Buried Concrete Tank	No	\$7,597.18
Sarpy	913	TA Check-Out	TSPR-313 - Buried Concrete Tank, Greater Than 110,000 Cubic Feet	No	\$4,266.34
Sarpy	913	TA Check-Out	TSPR-313 - Composted Bedded Pack, Concrete Floor and Walls	No	\$3,500.59
Sarpy	913	TA Check-Out	TSPR-313 - Composted Bedded Pack, Earthen Floor and Wood Walls	No	\$1,750.30
Sarpy	913	TA Check-Out	TSPR-313 - Dry Stack with Concrete Floor and Walls	No	\$3,938.16
Sarpy	913	TA Check-Out	TSPR-313 - Pond	No	\$3,719.38
Sarpy	913	TA Check-Out	TSPR-367 - Hoop Structure Roof	No	\$829.29
Sarpy	913	TA Check-Out	TSPR-367 - Timber or Steel Sheet Roof	No	\$829.29
Sarpy	913	TA Check-Out	TSPR-441 - SDI (Subsurface Drip Irrigation)	Ac	\$16.41
Sarpy	913	TA Check-Out	TSPR-520 - Use On-Site Material	CuYd	\$0.20
Sarpy	913	TA Check-Out	TSPR-521 - Flexible Membrane - Uncovered with liner drainage or venting	No	\$437.57
Sarpy	913	TA Check-Out	TSPR-533 - Livestock, Manure Transfer	No	\$328.18
Sarpy	913	TA Check-Out	TSPR-632 - Concrete Settling Structure with picket screen outlet	No	\$656.36
Sarpy	913	TA Check-Out	TSPR-632 - Concrete Settling Structure with pipe outlet	No	\$656.36
Sarpy	913	TA Check-Out	TSPR-634 - Gravity flow	Ft	\$3.65
Sarpy	913	TA Check-Out	TSPR-634 - Pressure flow, less than or equal to 6 inch diameter conduit	Ft	\$0.52

County	Code	Practice	Component	Units	Unit Cost
Saunders	101	CNMP Design and Implementation Activity	All Livestock Operations, 301 to 700 Animal Units	No	\$4,497.10
Saunders	101	CNMP Design and Implementation Activity	HU-All Livestock Operations, 301 to 700 Animal Units	No	\$5,396.52
Saunders	101	CNMP Design and Implementation Activity	All Livestock Operations, Greater Than 700 Animal Units	No	\$7,049.99
Saunders	101	CNMP Design and Implementation Activity	HU-All Livestock Operations, Greater Than 700 Animal Units	No	\$8,459.98
Saunders	101	CNMP Design and Implementation Activity	All Livestock Operations, Less Than or Equal to 300 Animal Units	No	\$5,032.28
Saunders	101	CNMP Design and Implementation Activity	HU-All Livestock Operations, Less Than or Equal to 300 Animal Units	No	\$6,038.73
Saunders	101	CNMP Design and Implementation Activity	All Livestock Operations, No Land Application	No	\$845.91
Saunders	101	CNMP Design and Implementation Activity	HU-All Livestock Operations, No Land Application	No	\$1,015.09
Saunders	101	CNMP Design and Implementation Activity	CNMP Revision	No	\$3,687.15
Saunders	101	CNMP Design and Implementation Activity	HU-CNMP Revision	No	\$4,424.58
Saunders	102	Comprehensive Nutrient Management Plan	Dairy Operations, 301 to 700 Animal Units	No	\$5,205.85
Saunders	102	Comprehensive Nutrient Management Plan	HU-Dairy Operations, 301 to 700 Animal Units	No	\$6,247.01
Saunders	102	Comprehensive Nutrient Management Plan	Dairy Operations, Greater Than 700 Animal Units	No	\$6,506.47
Saunders	102	Comprehensive Nutrient Management Plan	HU-Dairy Operations, Greater Than 700 Animal Units	No	\$7,807.76
Saunders	102	Comprehensive Nutrient Management Plan	Dairy Operations, Less Than or Equal to 300 Animal Units	No	\$4,231.23
Saunders	102	Comprehensive Nutrient Management Plan	HU-Dairy Operations, Less Than or Equal to 300 Animal Units	No	\$5,077.48
Saunders	102	Comprehensive Nutrient Management Plan	Dairy Operations, No Land Application	No	\$4,426.83
Saunders	102	Comprehensive Nutrient Management Plan	HU-Dairy Operations, No Land Application	No	\$5,312.20
Saunders	102	Comprehensive Nutrient Management Plan	Non-Dairy Livestock Operations, 301 to 700 Animal Units	No	\$4,558.92
Saunders	102	Comprehensive Nutrient Management Plan	HU-Non-Dairy Livestock Operations, 301 to 700 Animal Units	No	\$5,470.70
Saunders	102	Comprehensive Nutrient Management Plan	Non-Dairy Livestock Operations, Less Than or Equal to 300 Animal Units	No	\$3,452.22
Saunders	102	Comprehensive Nutrient Management Plan	HU-Non-Dairy Livestock Operations, Less Than or Equal to 300 Animal Units	No	\$4,142.65
Saunders	102	Comprehensive Nutrient Management Plan	Non-Dairy Livestock Operations, No Land Application	No	\$2,735.01
Saunders	102	Comprehensive Nutrient Management Plan	HU-Non-Dairy Livestock Operations, No Land Application	No	\$3,282.02
Saunders	102	Comprehensive Nutrient Management Plan	Non-Dairy Operations, Greater Than 700 Animal Units	No	\$5,859.54
Saunders	102	Comprehensive Nutrient Management Plan	HU-Non-Dairy Operations, Greater Than 700 Animal Units	No	\$7,031.44
Saunders	106	Forest Management Plan	Nonindustrial Private Forest, 101 to 250 Acres	No	\$2,956.25

County	Code	Practice	Component	Units	Unit Cost
Saunders	106	Forest Management Plan	HU-Nonindustrial Private Forest, 101 to 250 Acres	No	\$3,547.50
Saunders	106	Forest Management Plan	Nonindustrial Private Forest, 21 to 100 Acres	No	\$1,799.46
Saunders	106	Forest Management Plan	HU-Nonindustrial Private Forest, 21 to 100 Acres	No	\$2,159.35
Saunders	106	Forest Management Plan	Nonindustrial Private Forest, 251 to 500 Acres	No	\$4,370.11
Saunders	106	Forest Management Plan	HU-Nonindustrial Private Forest, 251 to 500 Acres	No	\$5,244.14
Saunders	106	Forest Management Plan	Nonindustrial Private Forest, 501 to 1,000 Acres	No	\$5,334.11
Saunders	106	Forest Management Plan	HU-Nonindustrial Private Forest, 501 to 1,000 Acres	No	\$6,400.94
Saunders	106	Forest Management Plan	Nonindustrial Private Forest, Greater Than 1,000 Acres	No	\$6,940.78
Saunders	106	Forest Management Plan	HU-Nonindustrial Private Forest, Greater Than 1,000 Acres	No	\$8,328.93
Saunders	106	Forest Management Plan	Nonindustrial Private Forest, Less Than or Equal to 20 Acres	No	\$1,221.06
Saunders	106	Forest Management Plan	HU-Nonindustrial Private Forest, Less Than or Equal to 20 Acres	No	\$1,465.27
Saunders	110	Grazing Management Plan	Grazed Lands, 1,501 to 5,000 Acres	No	\$3,335.83
Saunders	110	Grazing Management Plan	HU-Grazed Lands, 1,501 to 5,000 Acres	No	\$4,002.99
Saunders	110	Grazing Management Plan	Grazed Lands, 101 to 500 Acres	No	\$2,382.73
Saunders	110	Grazing Management Plan	HU-Grazed Lands, 101 to 500 Acres	No	\$2,859.28
Saunders	110	Grazing Management Plan	Grazed Lands, 5,001 to 10,000 Acres	No	\$3,812.37
Saunders	110	Grazing Management Plan	HU-Grazed Lands, 5,001 to 10,000 Acres	No	\$4,574.84
Saunders	110	Grazing Management Plan	Grazed Lands, 501 to 1,500 Acres	No	\$2,859.28
Saunders	110	Grazing Management Plan	HU-Grazed Lands, 501 to 1,500 Acres	No	\$3,431.13
Saunders	110	Grazing Management Plan	Grazed Lands, Greater Than 10,000 Acres	No	\$4,288.91
Saunders	110	Grazing Management Plan	HU-Grazed Lands, Greater Than 10,000 Acres	No	\$5,146.69
Saunders	110	Grazing Management Plan	Grazed Lands, Less Than or Equal to 100 Acres	No	\$1,906.18
Saunders	110	Grazing Management Plan	HU-Grazed Lands, Less Than or Equal to 100 Acres	No	\$2,287.43
Saunders	116	Soil Health Management Plan	Crops and Livestock Soil Health Management, Greater Than or Equal to Five Units	No	\$1,955.99
Saunders	116	Soil Health Management Plan	HU-Crops and Livestock Soil Health Management, Greater Than or Equal to Five Units	No	\$2,347.20
Saunders	116	Soil Health Management Plan	Crops and Livestock Soil Health Management, Less Than Five Units	No	\$1,564.80

County	Code	Practice	Component	Units	Unit Cost
Saunders	116	Soil Health Management Plan	HU-Crops and Livestock Soil Health Management, Less Than Five Units	No	\$1,877.76
Saunders	116	Soil Health Management Plan	Crops Soil Health Management, Greater Than or Equal to Five Units	No	\$1,825.60
Saunders	116	Soil Health Management Plan	HU-Crops Soil Health Management, Greater Than or Equal to Five Units	No	\$2,190.71
Saunders	116	Soil Health Management Plan	Crops Soil Health Management, Less Than Five Units	No	\$1,434.40
Saunders	116	Soil Health Management Plan	HU-Crops Soil Health Management, Less Than Five Units	No	\$1,721.27
Saunders	116	Soil Health Management Plan	Organic Crops and Livestock Soil Health Management, Greater Than or Equal to Five Units	No	\$2,347.20
Saunders	116	Soil Health Management Plan	HU-Organic Crops and Livestock Soil Health Management, Greater Than or Equal to Five Units	No	\$2,816.64
Saunders	116	Soil Health Management Plan	Organic Crops and Livestock Soil Health Management, Less Than Five Units	No	\$2,216.79
Saunders	116	Soil Health Management Plan	HU-Organic Crops and Livestock Soil Health Management, Less Than Five Units	No	\$2,660.15
Saunders	116	Soil Health Management Plan	Organic Crops Soil Health Management, Greater Than or Equal to Five Units	No	\$2,086.40
Saunders	116	Soil Health Management Plan	HU-Organic Crops Soil Health Management, Greater Than or Equal to Five Units	No	\$2,503.68
Saunders	116	Soil Health Management Plan	Organic Crops Soil Health Management, Less Than Five Units	No	\$1,695.20
Saunders	116	Soil Health Management Plan	HU-Organic Crops Soil Health Management, Less Than Five Units	No	\$2,034.24
Saunders	116	Soil Health Management Plan	Small Farm, Less Than or Equal to 10 Acres	No	\$1,304.00
Saunders	116	Soil Health Management Plan	HU-Small Farm, Less Than or Equal to 10 Acres	No	\$1,564.80
Saunders	120	Agricultural Energy Design	High Complexity, Four to Five Designs	No	\$7,134.63
Saunders	120	Agricultural Energy Design	HU-High Complexity, Four to Five Designs	No	\$8,561.56
Saunders	120	Agricultural Energy Design	High Complexity, Greater Than or Equal to Six Designs	No	\$8,394.05
Saunders	120	Agricultural Energy Design	HU-High Complexity, Greater Than or Equal to Six Designs	No	\$10,072.87
Saunders	120	Agricultural Energy Design	High Complexity, One Design	No	\$4,615.79
Saunders	120	Agricultural Energy Design	HU-High Complexity, One Design	No	\$5,538.96
Saunders	120	Agricultural Energy Design	High Complexity, Two to Three Designs	No	\$5,875.21
Saunders	120	Agricultural Energy Design	HU-High Complexity, Two to Three Designs	No	\$7,050.26
Saunders	120	Agricultural Energy Design	Low Complexity, Four to Five Designs	No	\$4,837.30

County	Code	Practice	Component	Units	Unit Cost
Saunders	120	Agricultural Energy Design	HU-Low Complexity, Four to Five Designs	No	\$5,804.75
Saunders	120	Agricultural Energy Design	Low Complexity, Greater Than or Equal to Six Designs	No	\$6,096.72
Saunders	120	Agricultural Energy Design	HU-Low Complexity, Greater Than or Equal to Six Designs	No	\$7,316.06
Saunders	120	Agricultural Energy Design	Low Complexity, One Design	No	\$2,318.46
Saunders	120	Agricultural Energy Design	HU-Low Complexity, One Design	No	\$2,782.14
Saunders	120	Agricultural Energy Design	Low Complexity, Two to Three Designs	No	\$3,577.88
Saunders	120	Agricultural Energy Design	HU-Low Complexity, Two to Three Designs	No	\$4,293.45
Saunders	120	Agricultural Energy Design	Medium Complexity, Four to Five Designs	No	\$5,985.97
Saunders	120	Agricultural Energy Design	HU-Medium Complexity, Four to Five Designs	No	\$7,183.16
Saunders	120	Agricultural Energy Design	Medium Complexity, Greater Than or Equal to Six Designs	No	\$7,245.39
Saunders	120	Agricultural Energy Design	HU-Medium Complexity, Greater Than or Equal to Six Designs	No	\$8,694.46
Saunders	120	Agricultural Energy Design	Medium Complexity, One Design	No	\$3,467.12
Saunders	120	Agricultural Energy Design	HU-Medium Complexity, One Design	No	\$4,160.55
Saunders	120	Agricultural Energy Design	Medium Complexity, Two to Three Designs	No	\$4,726.55
Saunders	120	Agricultural Energy Design	HU-Medium Complexity, Two to Three Designs	No	\$5,671.85
Saunders	138	Conservation Plan Supporting Organic Transition	Supporting Organic Transition for Crops and Livestock	No	\$4,889.99
Saunders	138	Conservation Plan Supporting Organic Transition	HU-Supporting Organic Transition for Crops and Livestock	No	\$5,867.99
Saunders	138	Conservation Plan Supporting Organic Transition	Transition to Organic for Crop and Livestock, High Complexity	No	\$7,163.53
Saunders	138	Conservation Plan Supporting Organic Transition	HU-Transition to Organic for Crop and Livestock, High Complexity	No	\$8,596.24
Saunders	138	Conservation Plan Supporting Organic Transition	Transition to Organic for Crop and Livestock, Low Complexity	No	\$4,889.99
Saunders	138	Conservation Plan Supporting Organic Transition	HU-Transition to Organic for Crop and Livestock, Low Complexity	No	\$5,867.99
Saunders	138	Conservation Plan Supporting Organic Transition	Transition to Organic for Crop, High Complexity	No	\$4,889.99
Saunders	138	Conservation Plan Supporting Organic Transition	HU-Transition to Organic for Crop, High Complexity	No	\$5,867.99
Saunders	138	Conservation Plan Supporting Organic Transition	Transition to Organic for Crop, Low Complexity	No	\$4,237.99
Saunders	138	Conservation Plan Supporting Organic Transition	HU-Transition to Organic for Crop, Low Complexity	No	\$5,085.60
Saunders	138	Conservation Plan Supporting Organic Transition	Transition to Organic for Livestock, High Complexity	No	\$6,837.53
Saunders	138	Conservation Plan Supporting Organic Transition	HU-Transition to Organic for Livestock, High Complexity	No	\$8,205.04

County	Code	Practice	Component	Units	Unit Cost
Saunders	138	Conservation Plan Supporting Organic Transition	Transition to Organic for Livestock, Low Complexity	No	\$4,563.99
Saunders	138	Conservation Plan Supporting Organic Transition	HU-Transition to Organic for Livestock, Low Complexity	No	\$5,476.79
Saunders	140	Transition to Organic Design	High Complexity Conservation Practices, Greater Than or Equal to Five	No	\$12,465.61
Saunders	140	Transition to Organic Design	HU-High Complexity Conservation Practices, Greater Than or Equal to Five	No	\$14,958.73
Saunders	140	Transition to Organic Design	High Complexity Conservation Practices, One to Four	No	\$9,671.58
Saunders	140	Transition to Organic Design	HU-High Complexity Conservation Practices, One to Four	No	\$11,605.90
Saunders	140	Transition to Organic Design	Low Complexity Conservation Practices, Greater Than or Equal to Five	No	\$7,475.07
Saunders	140	Transition to Organic Design	HU-Low Complexity Conservation Practices, Greater Than or Equal to Five	No	\$8,970.09
Saunders	140	Transition to Organic Design	Low Complexity Conservation Practices, One to Four	No	\$3,763.52
Saunders	140	Transition to Organic Design	HU-Low Complexity Conservation Practices, One to Four	No	\$4,516.23
Saunders	144	Fish and Wildlife Habitat Design	Habitat Design, One Land Use	No	\$2,486.03
Saunders	144	Fish and Wildlife Habitat Design	HU-Habitat Design, One Land Use	No	\$2,983.23
Saunders	144	Fish and Wildlife Habitat Design	Habitat Design, Three or More Land Uses	No	\$3,590.93
Saunders	144	Fish and Wildlife Habitat Design	HU-Habitat Design, Three or More Land Uses	No	\$4,309.12
Saunders	144	Fish and Wildlife Habitat Design	Habitat Design, Two Land Uses	No	\$3,038.48
Saunders	144	Fish and Wildlife Habitat Design	HU-Habitat Design, Two Land Uses	No	\$3,646.17
Saunders	148	Pollinator Habitat Design	Pollinator Habitat	No	\$2,900.36
Saunders	148	Pollinator Habitat Design	HU-Pollinator Habitat	No	\$3,480.44
Saunders	148	Pollinator Habitat Design	Pollinator Habitat, No Local TSP	No	\$4,212.44
Saunders	148	Pollinator Habitat Design	HU-Pollinator Habitat, No Local TSP	No	\$5,054.93
Saunders	157	Nutrient Management Design and Implementation Activity	Nutrient Management, 101 to 300 Acres and No Manure	No	\$3,362.84
Saunders	157	Nutrient Management Design and Implementation Activity	HU-Nutrient Management, 101 to 300 Acres and No Manure	No	\$4,035.41
Saunders	157	Nutrient Management Design and Implementation Activity	Nutrient Management, 101 to 300 Acres Fertilizer and Manure	No	\$5,884.96
Saunders	157	Nutrient Management Design and Implementation Activity	HU-Nutrient Management, 101 to 300 Acres Fertilizer and Manure	No	\$7,061.96

County	Code	Practice	Component	Units	Unit Cost
Saunders	157	Nutrient Management Design and Implementation Activity	Nutrient Management, Greater Than 300 Acres and No Manure	No	\$4,203.55
Saunders	157	Nutrient Management Design and Implementation Activity	HU-Nutrient Management, Greater Than 300 Acres and No Manure	No	\$5,044.26
Saunders	157	Nutrient Management Design and Implementation Activity	Nutrient Management, Greater Than 300 Acres Fertilizer and Manure	No	\$7,146.03
Saunders	157	Nutrient Management Design and Implementation Activity	HU-Nutrient Management, Greater Than 300 Acres Fertilizer and Manure	No	\$8,575.24
Saunders	157	Nutrient Management Design and Implementation Activity	Nutrient Management, Less Than or Equal to 100 Acres and No Manure	No	\$2,522.12
Saunders	157	Nutrient Management Design and Implementation Activity	HU-Nutrient Management, Less Than or Equal to 100 Acres and No Manure	No	\$3,026.55
Saunders	157	Nutrient Management Design and Implementation Activity	Nutrient Management, Less Than or Equal to 100 Acres Fertilizer and Manure	No	\$4,203.55
Saunders	157	Nutrient Management Design and Implementation Activity	HU-Nutrient Management, Less Than or Equal to 100 Acres Fertilizer and Manure	No	\$5,044.26
Saunders	158	Feed Management Design	Feed Management Plan	No	\$3,362.84
Saunders	158	Feed Management Design	HU-Feed Management Plan	No	\$4,035.41
Saunders	159	Grazing Management Design	Grazed Lands, 1,501 to 5,000 Acres	No	\$2,223.88
Saunders	159	Grazing Management Design	HU-Grazed Lands, 1,501 to 5,000 Acres	No	\$2,668.66
Saunders	159	Grazing Management Design	Grazed Lands, 101 to 500 Acres	No	\$1,588.48
Saunders	159	Grazing Management Design	HU-Grazed Lands, 101 to 500 Acres	No	\$1,906.18
Saunders	159	Grazing Management Design	Grazed Lands, 5,001 to 10,000 Acres	No	\$2,541.58
Saunders	159	Grazing Management Design	HU-Grazed Lands, 5,001 to 10,000 Acres	No	\$3,049.90
Saunders	159	Grazing Management Design	Grazed Lands, 501 to 1,500 Acres	No	\$1,906.18
Saunders	159	Grazing Management Design	HU-Grazed Lands, 501 to 1,500 Acres	No	\$2,287.43
Saunders	159	Grazing Management Design	Grazed Lands, Greater Than 10,000 Acres	No	\$2,859.28
Saunders	159	Grazing Management Design	HU-Grazed Lands, Greater Than 10,000 Acres	No	\$3,431.13
Saunders	159	Grazing Management Design	Grazed Lands, Less Than or Equal to 100 Acres	No	\$1,270.79
Saunders	159	Grazing Management Design	HU-Grazed Lands, Less Than or Equal to 100 Acres	No	\$1,524.95

County	Code	Practice	Component	Units	Unit Cost
Saunders	160	Prescribed Burning Design	Burn Implementation, 101 to 250 Acres	No	\$1,606.66
Saunders	160	Prescribed Burning Design	HU-Burn Implementation, 101 to 250 Acres	No	\$1,927.99
Saunders	160	Prescribed Burning Design	Burn Implementation, 21 to 100 Acres	No	\$1,285.33
Saunders	160	Prescribed Burning Design	HU-Burn Implementation, 21 to 100 Acres	No	\$1,542.39
Saunders	160	Prescribed Burning Design	Burn Implementation, 251 to 500 Acres	No	\$1,927.99
Saunders	160	Prescribed Burning Design	HU-Burn Implementation, 251 to 500 Acres	No	\$2,313.60
Saunders	160	Prescribed Burning Design	Burn Implementation, 501 to 1,000 Acres	No	\$2,570.65
Saunders	160	Prescribed Burning Design	HU-Burn Implementation, 501 to 1,000 Acres	No	\$3,084.79
Saunders	160	Prescribed Burning Design	Burn Implementation, Greater Than 1,000 Acres	No	\$3,855.99
Saunders	160	Prescribed Burning Design	HU-Burn Implementation, Greater Than 1,000 Acres	No	\$4,627.18
Saunders	160	Prescribed Burning Design	Burn Implementation, Less Than or Equal to 20 Acres	No	\$964.00
Saunders	160	Prescribed Burning Design	HU-Burn Implementation, Less Than or Equal to 20 Acres	No	\$1,156.79
Saunders	161	Pest Management Conservation System Design	High Complexity Conservation Practices, Greater Than or Equal to Five	No	\$6,454.48
Saunders	161	Pest Management Conservation System Design	HU-High Complexity Conservation Practices, Greater Than or Equal to Five	No	\$7,745.38
Saunders	161	Pest Management Conservation System Design	High Complexity Conservation Practices, One to Four	No	\$5,234.33
Saunders	161	Pest Management Conservation System Design	HU-High Complexity Conservation Practices, One to Four	No	\$6,281.19
Saunders	161	Pest Management Conservation System Design	Low Complexity Conservation Practices, Greater Than or Equal to Five	No	\$3,686.44
Saunders	161	Pest Management Conservation System Design	HU-Low Complexity Conservation Practices, Greater Than or Equal to Five	No	\$4,423.73
Saunders	161	Pest Management Conservation System Design	Low Complexity Conservation Practices, One to Four	No	\$2,466.29
Saunders	161	Pest Management Conservation System Design	HU-Low Complexity Conservation Practices, One to Four	No	\$2,959.55
Saunders	162	Soil Health Management System Design	Crops and Livestock Soil Health Management, Greater Than or Equal to Five Units	No	\$4,203.55
Saunders	162	Soil Health Management System Design	HU-Crops and Livestock Soil Health Management, Greater Than or Equal to Five Units	No	\$5,044.26
Saunders	162	Soil Health Management System Design	Crops and Livestock Soil Health Management, Less Than Five Units	No	\$3,362.84
Saunders	162	Soil Health Management System Design	HU-Crops and Livestock Soil Health Management, Less Than Five Units	No	\$4,035.41
Saunders	162	Soil Health Management System Design	Crops Soil Health Management, Greater Than or Equal to Five Units	No	\$3,867.26
Saunders	162	Soil Health Management System Design	HU-Crops Soil Health Management, Greater Than or Equal to Five Units	No	\$4,640.71

County	Code	Practice	Component	Units	Unit Cost
Saunders	162	Soil Health Management System Design	Crops Soil Health Management, Less Than Five Units	No	\$3,194.69
Saunders	162	Soil Health Management System Design	HU-Crops Soil Health Management, Less Than Five Units	No	\$3,833.63
Saunders	162	Soil Health Management System Design	Organic Crops and Livestock Soil Health Management, Greater Than or Equal to Five Units	No	\$6,725.67
Saunders	162	Soil Health Management System Design	HU-Organic Crops and Livestock Soil Health Management, Greater Than or Equal to Five Units	No	\$8,070.81
Saunders	162	Soil Health Management System Design	Organic Crops and Livestock Soil Health Management, Less Than Five Units	No	\$5,380.53
Saunders	162	Soil Health Management System Design	HU-Organic Crops and Livestock Soil Health Management, Less Than Five Units	No	\$6,456.64
Saunders	162	Soil Health Management System Design	Organic Crops Soil Health Management, Greater Than or Equal to Five Units	No	\$5,044.26
Saunders	162	Soil Health Management System Design	HU-Organic Crops Soil Health Management, Greater Than or Equal to Five Units	No	\$6,053.10
Saunders	162	Soil Health Management System Design	Organic Crops Soil Health Management, Less Than Five Units	No	\$3,699.12
Saunders	162	Soil Health Management System Design	HU-Organic Crops Soil Health Management, Less Than Five Units	No	\$4,438.95
Saunders	162	Soil Health Management System Design	Small Farm, Less Than or Equal to 10 Acres	No	\$2,522.12
Saunders	162	Soil Health Management System Design	HU-Small Farm, Less Than or Equal to 10 Acres	No	\$3,026.55
Saunders	163	Irrigation Water Management Design	Designs with Pump Test, Greater Than or Equal to Three	No	\$10,051.64
Saunders	163	Irrigation Water Management Design	HU-Designs with Pump Test, Greater Than or Equal to Three	No	\$12,061.97
Saunders	163	Irrigation Water Management Design	Designs with Pump Test, One to Two	No	\$6,336.05
Saunders	163	Irrigation Water Management Design	HU-Designs with Pump Test, One to Two	No	\$7,603.25
Saunders	163	Irrigation Water Management Design	Designs without Pump Test, Greater Than or Equal to Three	No	\$8,674.15
Saunders	163	Irrigation Water Management Design	HU-Designs without Pump Test, Greater Than or Equal to Three	No	\$10,408.98
Saunders	163	Irrigation Water Management Design	Designs without Pump Test, One to Two	No	\$5,323.00
Saunders	163	Irrigation Water Management Design	HU-Designs without Pump Test, One to Two	No	\$6,387.59
Saunders	164	Improved Management of Drainage Water Design	Designs with No Tile Map, Greater Than or Equal to Three	No	\$8,896.29
Saunders	164	Improved Management of Drainage Water Design	HU-Designs with No Tile Map, Greater Than or Equal to Three	No	\$10,675.55
Saunders	164	Improved Management of Drainage Water Design	Designs with No Tile Map, One to Two	No	\$7,077.43
Saunders	164	Improved Management of Drainage Water Design	HU-Designs with No Tile Map, One to Two	No	\$8,492.92

County	Code	Practice	Component	Units	Unit Cost
Saunders	164	Improved Management of Drainage Water Design	Designs with Tile Map, Greater Than or Equal to Three	No	\$8,167.43
Saunders	164	Improved Management of Drainage Water Design	HU-Designs with Tile Map, Greater Than or Equal to Three	No	\$9,800.91
Saunders	164	Improved Management of Drainage Water Design	Designs with Tile Map, One to Two	No	\$5,195.98
Saunders	164	Improved Management of Drainage Water Design	HU-Designs with Tile Map, One to Two	No	\$6,235.17
Saunders	165	Forest Management Practice Design	Nonindustrial Private Forest, 101 to 250 Acres	No	\$771.20
Saunders	165	Forest Management Practice Design	HU-Nonindustrial Private Forest, 101 to 250 Acres	No	\$925.44
Saunders	165	Forest Management Practice Design	Nonindustrial Private Forest, 21 to 100 Acres	No	\$514.13
Saunders	165	Forest Management Practice Design	HU-Nonindustrial Private Forest, 21 to 100 Acres	No	\$616.95
Saunders	165	Forest Management Practice Design	Nonindustrial Private Forest, 251 to 500 Acres	No	\$1,028.26
Saunders	165	Forest Management Practice Design	HU-Nonindustrial Private Forest, 251 to 500 Acres	No	\$1,233.92
Saunders	165	Forest Management Practice Design	Nonindustrial Private Forest, 501 to 1,000 Acres	No	\$1,221.06
Saunders	165	Forest Management Practice Design	HU-Nonindustrial Private Forest, 501 to 1,000 Acres	No	\$1,465.27
Saunders	165	Forest Management Practice Design	Nonindustrial Private Forest, Greater Than 1,000 Acres	No	\$1,478.13
Saunders	165	Forest Management Practice Design	HU-Nonindustrial Private Forest, Greater Than 1,000 Acres	No	\$1,773.76
Saunders	165	Forest Management Practice Design	Nonindustrial Private Forest, Less Than or Equal to 20 Acres	No	\$321.33
Saunders	165	Forest Management Practice Design	HU-Nonindustrial Private Forest, Less Than or Equal to 20 Acres	No	\$385.60
Saunders	199	Conservation Plan	One Land Use, 10 to 199 Acres	No	\$3,210.29
Saunders	199	Conservation Plan	HU-One Land Use, 10 to 199 Acres	No	\$3,852.35
Saunders	199	Conservation Plan	One Land Use, 200 to 1,000 Acres	No	\$4,728.77
Saunders	199	Conservation Plan	HU-One Land Use, 200 to 1,000 Acres	No	\$5,674.52
Saunders	199	Conservation Plan	One Land Use, Greater Than 1,000 Acres	No	\$6,293.57
Saunders	199	Conservation Plan	HU-One Land Use, Greater Than 1,000 Acres	No	\$7,552.28
Saunders	199	Conservation Plan	Small Farm	No	\$2,532.52
Saunders	199	Conservation Plan	HU-Small Farm	No	\$3,039.03
Saunders	199	Conservation Plan	Three or More Land Uses, 10 to 199 Acres	No	\$6,293.57
Saunders	199	Conservation Plan	HU-Three or More Land Uses, 10 to 199 Acres	No	\$7,552.28
Saunders	199	Conservation Plan	Three or More Land Uses, 200 to 1,000 Acres	No	\$7,667.06

County	Code	Practice	Component	Units	Unit Cost
Saunders	199	Conservation Plan	HU-Three or More Land Uses, 200 to 1,000 Acres	No	\$9,200.47
Saunders	199	Conservation Plan	Three or More Land Uses, Greater Than 1,000 Acres	No	\$8,849.25
Saunders	199	Conservation Plan	HU-Three or More Land Uses, Greater Than 1,000 Acres	No	\$10,619.10
Saunders	199	Conservation Plan	Two Land Uses, 10 to 199 Acres	No	\$4,728.77
Saunders	199	Conservation Plan	HU-Two Land Uses, 10 to 199 Acres	No	\$5,674.52
Saunders	199	Conservation Plan	Two Land Uses, 200 to 1,000 Acres	No	\$6,293.57
Saunders	199	Conservation Plan	HU-Two Land Uses, 200 to 1,000 Acres	No	\$7,552.28
Saunders	199	Conservation Plan	Two Land Uses, Greater Than 1,000 Acres	No	\$7,667.06
Saunders	199	Conservation Plan	HU-Two Land Uses, Greater Than 1,000 Acres	No	\$9,200.47
Saunders	201	Edge-of-Field Water Quality Monitoring-Data Collection and Evaluation	Discrete Sampling, Single Parameter, Additional Year	No	\$4,614.10
Saunders	201	Edge-of-Field Water Quality Monitoring-Data Collection and Evaluation	HU-Discrete Sampling, Single Parameter, Additional Year	No	\$5,536.92
Saunders	201	Edge-of-Field Water Quality Monitoring-Data Collection and Evaluation	Discrete Sampling, Single Parameter, Year One	No	\$5,608.14
Saunders	201	Edge-of-Field Water Quality Monitoring-Data Collection and Evaluation	HU-Discrete Sampling, Single Parameter, Year One	No	\$6,729.77
Saunders	201	Edge-of-Field Water Quality Monitoring-Data Collection and Evaluation	Surface Last Year	No	\$21,310.11
Saunders	201	Edge-of-Field Water Quality Monitoring-Data Collection and Evaluation	HU-Surface Last Year	No	\$25,572.14
Saunders	201	Edge-of-Field Water Quality Monitoring-Data Collection and Evaluation	Surface Last Year, Two Treatment Sites	No	\$30,769.12
Saunders	201	Edge-of-Field Water Quality Monitoring-Data Collection and Evaluation	HU-Surface Last Year, Two Treatment Sites	No	\$36,922.94
Saunders	201	Edge-of-Field Water Quality Monitoring-Data Collection and Evaluation	Surface Year One and Less Quality Assurance Project Plan, Two Treatment Sites	No	\$25,798.90
Saunders	201	Edge-of-Field Water Quality Monitoring-Data Collection and Evaluation	HU-Surface Year One and Less Quality Assurance Project Plan, Two Treatment Sites	No	\$30,958.68
Saunders	201	Edge-of-Field Water Quality Monitoring-Data Collection and Evaluation	Surface Year One Plus, No Quality Assurance Project Plan	No	\$17,996.63

County	Code	Practice	Component	Units	Unit Cost
Saunders	201	Edge-of-Field Water Quality Monitoring-Data Collection and Evaluation	HU-Surface Year One Plus, No Quality Assurance Project Plan	No	\$21,595.96
Saunders	201	Edge-of-Field Water Quality Monitoring-Data Collection and Evaluation	Surface Year One Quality Assurance Project Plan	No	\$24,292.24
Saunders	201	Edge-of-Field Water Quality Monitoring-Data Collection and Evaluation	HU-Surface Year One Quality Assurance Project Plan	No	\$29,150.69
Saunders	201	Edge-of-Field Water Quality Monitoring-Data Collection and Evaluation	Surface Year One Quality Assurance Project Plan, Two Treatment Sites	No	\$33,585.57
Saunders	201	Edge-of-Field Water Quality Monitoring-Data Collection and Evaluation	HU-Surface Year One Quality Assurance Project Plan, Two Treatment Sites	No	\$40,302.69
Saunders	201	Edge-of-Field Water Quality Monitoring-Data Collection and Evaluation	Tile Last Year	No	\$47,455.94
Saunders	201	Edge-of-Field Water Quality Monitoring-Data Collection and Evaluation	HU-Tile Last Year	No	\$56,947.12
Saunders	201	Edge-of-Field Water Quality Monitoring-Data Collection and Evaluation	Tile Last Year, Two Treatment Sites	No	\$67,994.44
Saunders	201	Edge-of-Field Water Quality Monitoring-Data Collection and Evaluation	HU-Tile Last Year, Two Treatment Sites	No	\$81,593.33
Saunders	201	Edge-of-Field Water Quality Monitoring-Data Collection and Evaluation	Tile Year One and Less Quality Assurance Project Plan, Two Treatment Sites	No	\$63,024.22
Saunders	201	Edge-of-Field Water Quality Monitoring-Data Collection and Evaluation	HU-Tile Year One and Less Quality Assurance Project Plan, Two Treatment Sites	No	\$75,629.06
Saunders	201	Edge-of-Field Water Quality Monitoring-Data Collection and Evaluation	Tile Year One Plus, No Quality Assurance Project Plan	No	\$44,142.46
Saunders	201	Edge-of-Field Water Quality Monitoring-Data Collection and Evaluation	HU-Tile Year One Plus, No Quality Assurance Project Plan	No	\$52,970.94
Saunders	201	Edge-of-Field Water Quality Monitoring-Data Collection and Evaluation	Tile Year One, Quality Assurance Project Plan	No	\$50,438.07
Saunders	201	Edge-of-Field Water Quality Monitoring-Data Collection and Evaluation	HU-Tile Year One, Quality Assurance Project Plan	No	\$60,525.68
Saunders	202	Edge-of-Field Water Quality Monitoring-System Installation	Above and Below System, Cold Climate	No	\$34,627.60
Saunders	202	Edge-of-Field Water Quality Monitoring-System Installation	HU-Above and Below System, Cold Climate	No	\$41,553.13

County	Code	Practice	Component	Units	Unit Cost
Saunders	202	Edge-of-Field Water Quality Monitoring-System Installation	Above and Below System, Warm Climate	No	\$31,540.76
Saunders	202	Edge-of-Field Water Quality Monitoring-System Installation	HU-Above and Below System, Warm Climate	No	\$37,848.91
Saunders	202	Edge-of-Field Water Quality Monitoring-System Installation	Retrofit, Above Three	No	\$18,827.42
Saunders	202	Edge-of-Field Water Quality Monitoring-System Installation	HU-Retrofit, Above Three	No	\$22,592.90
Saunders	202	Edge-of-Field Water Quality Monitoring-System Installation	Retrofit, One	No	\$2,585.84
Saunders	202	Edge-of-Field Water Quality Monitoring-System Installation	HU-Retrofit, One	No	\$3,103.01
Saunders	202	Edge-of-Field Water Quality Monitoring-System Installation	Retrofit, Surface or Subsurface, One	No	\$3,296.48
Saunders	202	Edge-of-Field Water Quality Monitoring-System Installation	HU-Retrofit, Surface or Subsurface, One	No	\$3,955.77
Saunders	202	Edge-of-Field Water Quality Monitoring-System Installation	Retrofit, Three	No	\$10,677.90
Saunders	202	Edge-of-Field Water Quality Monitoring-System Installation	HU-Retrofit, Three	No	\$12,813.48
Saunders	202	Edge-of-Field Water Quality Monitoring-System Installation	Retrofit, Two	No	\$7,736.70
Saunders	202	Edge-of-Field Water Quality Monitoring-System Installation	HU-Retrofit, Two	No	\$9,284.04
Saunders	202	Edge-of-Field Water Quality Monitoring-System Installation	Surface	No	\$22,532.39
Saunders	202	Edge-of-Field Water Quality Monitoring-System Installation	HU-Surface	No	\$27,038.87
Saunders	202	Edge-of-Field Water Quality Monitoring-System Installation	Surface, Cold Climate	No	\$23,093.31
Saunders	202	Edge-of-Field Water Quality Monitoring-System Installation	HU-Surface, Cold Climate	No	\$27,711.97
Saunders	202	Edge-of-Field Water Quality Monitoring-System Installation	Tile	No	\$31,589.11

County	Code	Practice	Component	Units	Unit Cost
Saunders	202	Edge-of-Field Water Quality Monitoring-System Installation	HU-Tile	No	\$37,906.93
Saunders	202	Edge-of-Field Water Quality Monitoring-System Installation	Tile, Cold Climate	No	\$31,589.11
Saunders	202	Edge-of-Field Water Quality Monitoring-System Installation	HU-Tile, Cold Climate	No	\$37,906.93
Saunders	204	Adaptive Management for Soil Health	Basic	No	\$2,074.57
Saunders	204	Adaptive Management for Soil Health	HU-Basic	No	\$2,489.47
Saunders	204	Adaptive Management for Soil Health	Basic with Soil Health Test	No	\$2,904.13
Saunders	204	Adaptive Management for Soil Health	HU-Basic with Soil Health Test	No	\$3,484.95
Saunders	206	Feed and Forage Analysis	Nutrient Composition Analysis	No	\$1,604.09
Saunders	206	Feed and Forage Analysis	HU-Nutrient Composition Analysis	No	\$1,924.91
Saunders	207	Site Assessment and Soil Testing for Contaminants Activity	Low Risk Sites	kSqFt	\$174.11
Saunders	207	Site Assessment and Soil Testing for Contaminants Activity	HU-Low Risk Sites	kSqFt	\$208.93
Saunders	207	Site Assessment and Soil Testing for Contaminants Activity	Site Evaluation	No	\$3,243.09
Saunders	207	Site Assessment and Soil Testing for Contaminants Activity	HU-Site Evaluation	No	\$3,891.70
Saunders	207	Site Assessment and Soil Testing for Contaminants Activity	Site Evaluation and Testing for Soil Contaminants	No	\$9,729.26
Saunders	207	Site Assessment and Soil Testing for Contaminants Activity	HU-Site Evaluation and Testing for Soil Contaminants	No	\$11,675.10
Saunders	207	Site Assessment and Soil Testing for Contaminants Activity	Soil Testing, Subsurface Investigation	No	\$6,486.17
Saunders	207	Site Assessment and Soil Testing for Contaminants Activity	HU-Soil Testing, Subsurface Investigation	No	\$7,783.41
Saunders	209	PFAS Testing in Water or Soil	High Complexity, Multiple Samples	No	\$773.77
Saunders	209	PFAS Testing in Water or Soil	HU-High Complexity, Multiple Samples	No	\$928.51
Saunders	209	PFAS Testing in Water or Soil	Low Complexity, Multiple Samples	No	\$641.22

County	Code	Practice	Component	Units	Unit Cost
Saunders	209	PFAS Testing in Water or Soil	HU-Low Complexity, Multiple Samples	No	\$769.47
Saunders	209	PFAS Testing in Water or Soil	Low Complexity, Single Sample	No	\$906.31
Saunders	209	PFAS Testing in Water or Soil	HU-Low Complexity, Single Sample	No	\$1,087.57
Saunders	216	Soil Health Testing	Basic	No	\$493.30
Saunders	216	Soil Health Testing	HU-Basic	No	\$591.97
Saunders	216	Soil Health Testing	Basic and Single Indicator	No	\$631.76
Saunders	216	Soil Health Testing	HU-Basic and Single Indicator	No	\$758.12
Saunders	216	Soil Health Testing	Minimal Suite	No	\$597.60
Saunders	216	Soil Health Testing	HU-Minimal Suite	No	\$717.12
Saunders	216	Soil Health Testing	Minimal Suite and Single Indicator	No	\$736.06
Saunders	216	Soil Health Testing	HU-Minimal Suite and Single Indicator	No	\$883.27
Saunders	216	Soil Health Testing	Single Indicator	No	\$320.68
Saunders	216	Soil Health Testing	HU-Single Indicator	No	\$384.81
Saunders	217	Soil and Source Testing for Nutrient Management	Acidic or Alkaline Soil Testing	No	\$187.51
Saunders	217	Soil and Source Testing for Nutrient Management	HU-Acidic or Alkaline Soil Testing	No	\$225.01
Saunders	217	Soil and Source Testing for Nutrient Management	Manure or Compost	No	\$825.64
Saunders	217	Soil and Source Testing for Nutrient Management	HU-Manure or Compost	No	\$990.77
Saunders	217	Soil and Source Testing for Nutrient Management	Soil Test with Organic Nutrients, Less Than or Equal to One Acre	No	\$358.74
Saunders	217	Soil and Source Testing for Nutrient Management	HU-Soil Test with Organic Nutrients, Less Than or Equal to One Acre	No	\$430.49
Saunders	217	Soil and Source Testing for Nutrient Management	Soil Testing	No	\$722.75
Saunders	217	Soil and Source Testing for Nutrient Management	HU-Soil Testing	No	\$867.29
Saunders	217	Soil and Source Testing for Nutrient Management	Soil Testing, Small Production Beds	No	\$464.27
Saunders	217	Soil and Source Testing for Nutrient Management	HU-Soil Testing, Small Production Beds	No	\$557.13
Saunders	217	Soil and Source Testing for Nutrient Management	Water Sampling	No	\$530.47
Saunders	217	Soil and Source Testing for Nutrient Management	HU-Water Sampling	No	\$636.56
Saunders	217	Soil and Source Testing for Nutrient Management	Zone or Grid Soil Testing	No	\$1,690.23
Saunders	217	Soil and Source Testing for Nutrient Management	HU-Zone or Grid Soil Testing	No	\$2,028.28

County	Code	Practice	Component	Units	Unit Cost
Saunders	218	Carbon Sequestration and Greenhouse Gas Mitigation Assessment	High Complexity	No	\$1,325.39
Saunders	218	Carbon Sequestration and Greenhouse Gas Mitigation Assessment	HU-High Complexity	No	\$1,590.47
Saunders	218	Carbon Sequestration and Greenhouse Gas Mitigation Assessment	Low Complexity	No	\$662.70
Saunders	218	Carbon Sequestration and Greenhouse Gas Mitigation Assessment	HU-Low Complexity	No	\$795.24
Saunders	218	Carbon Sequestration and Greenhouse Gas Mitigation Assessment	Medium Complexity	No	\$994.04
Saunders	218	Carbon Sequestration and Greenhouse Gas Mitigation Assessment	HU-Medium Complexity	No	\$1,192.85
Saunders	219	Prescribed Grazing Conservation Evaluation and Monitoring Activity	Grazed Lands, 1,501 to 5,000 Acres	No	\$2,779.85
Saunders	219	Prescribed Grazing Conservation Evaluation and Monitoring Activity	HU-Grazed Lands, 1,501 to 5,000 Acres	No	\$3,335.83
Saunders	219	Prescribed Grazing Conservation Evaluation and Monitoring Activity	Grazed Lands, 101 to 500 Acres	No	\$1,191.37
Saunders	219	Prescribed Grazing Conservation Evaluation and Monitoring Activity	HU-Grazed Lands, 101 to 500 Acres	No	\$1,429.63
Saunders	219	Prescribed Grazing Conservation Evaluation and Monitoring Activity	Grazed Lands, 5,001 to 10,000 Acres	No	\$3,574.10
Saunders	219	Prescribed Grazing Conservation Evaluation and Monitoring Activity	HU-Grazed Lands, 5,001 to 10,000 Acres	No	\$4,288.91
Saunders	219	Prescribed Grazing Conservation Evaluation and Monitoring Activity	Grazed Lands, 501 to 1,500 Acres	No	\$1,985.61
Saunders	219	Prescribed Grazing Conservation Evaluation and Monitoring Activity	HU-Grazed Lands, 501 to 1,500 Acres	No	\$2,382.73
Saunders	219	Prescribed Grazing Conservation Evaluation and Monitoring Activity	Grazed Lands, Greater Than 10,000 Acres	No	\$4,765.46
Saunders	219	Prescribed Grazing Conservation Evaluation and Monitoring Activity	HU-Grazed Lands, Greater Than 10,000 Acres	No	\$5,718.56
Saunders	219	Prescribed Grazing Conservation Evaluation and Monitoring Activity	Grazed Lands, Less Than or Equal to 100 Acres	No	\$794.25

County	Code	Practice	Component	Units	Unit Cost
Saunders	219	Prescribed Grazing Conservation Evaluation and Monitoring Activity	HU-Grazed Lands, Less Than or Equal to 100 Acres	No	\$953.10
Saunders	221	Soil Organic Carbon Stock Monitoring	Citizen Science	No	\$5,464.29
Saunders	221	Soil Organic Carbon Stock Monitoring	HU-Citizen Science	No	\$6,557.16
Saunders	221	Soil Organic Carbon Stock Monitoring	Soil Carbon Stock Sampling	No	\$3,718.64
Saunders	221	Soil Organic Carbon Stock Monitoring	HU-Soil Carbon Stock Sampling	No	\$4,462.36
Saunders	222	Indigenous Stewardship Methods Evaluation	Indigenous Knowledge, 1,001 to 3,000 Acres	No	\$17,492.47
Saunders	222	Indigenous Stewardship Methods Evaluation	HU- Indigenous Knowledge, 1,001 to 3,000 Acres	No	\$20,990.95
Saunders	222	Indigenous Stewardship Methods Evaluation	Indigenous Knowledge, 11 to 300 Acres	No	\$7,189.53
Saunders	222	Indigenous Stewardship Methods Evaluation	HU- Indigenous Knowledge, 11 to 300 Acres	No	\$8,627.44
Saunders	222	Indigenous Stewardship Methods Evaluation	Indigenous Knowledge, 301 to 1,000 Acres	No	\$13,188.71
Saunders	222	Indigenous Stewardship Methods Evaluation	HU- Indigenous Knowledge, 301 to 1,000 Acres	No	\$15,826.45
Saunders	222	Indigenous Stewardship Methods Evaluation	Indigenous Knowledge, Less Than or Equal to 10 Acres	No	\$5,428.80
Saunders	222	Indigenous Stewardship Methods Evaluation	HU- Indigenous Knowledge, Less Than or Equal to 10 Acres	No	\$6,514.55
Saunders	223	Forest Management Assessment	Nonindustrial Private Forest, 101 to 250 Acres	No	\$2,313.60
Saunders	223	Forest Management Assessment	HU-Nonindustrial Private Forest, 101 to 250 Acres	No	\$2,776.31
Saunders	223	Forest Management Assessment	Nonindustrial Private Forest, 21 to 100 Acres	No	\$1,221.06
Saunders	223	Forest Management Assessment	HU-Nonindustrial Private Forest, 21 to 100 Acres	No	\$1,465.27
Saunders	223	Forest Management Assessment	Nonindustrial Private Forest, 251 to 500 Acres	No	\$3,470.39
Saunders	223	Forest Management Assessment	HU-Nonindustrial Private Forest, 251 to 500 Acres	No	\$4,164.47
Saunders	223	Forest Management Assessment	Nonindustrial Private Forest, 501 to 1,000 Acres	No	\$4,370.11
Saunders	223	Forest Management Assessment	HU-Nonindustrial Private Forest, 501 to 1,000 Acres	No	\$5,244.14
Saunders	223	Forest Management Assessment	Nonindustrial Private Forest, Greater Than 1,000 Acres	No	\$5,848.24
Saunders	223	Forest Management Assessment	HU-Nonindustrial Private Forest, Greater Than 1,000 Acres	No	\$7,017.89
Saunders	223	Forest Management Assessment	Nonindustrial Private Forest, Less Than or Equal to 20 Acres	No	\$642.67
Saunders	223	Forest Management Assessment	HU-Nonindustrial Private Forest, Less Than or Equal to 20 Acres	No	\$771.20
Saunders	224	Aquifer Flow Test	Aquifer Testing	No	\$1,812.39

County	Code	Practice	Component	Units	Unit Cost
Saunders	224	Aquifer Flow Test	HU-Aquifer Testing	No	\$2,174.88
Saunders	226	Waste Facility Site Suitability and Feasibility Assessment	Dairy Livestock Operations, Onsite Evaluation for Planned Storage	No	\$3,600.12
Saunders	226	Waste Facility Site Suitability and Feasibility Assessment	HU-Dairy Livestock Operations, Onsite Evaluation for Planned Storage	No	\$4,320.14
Saunders	226	Waste Facility Site Suitability and Feasibility Assessment	Non-Dairy Livestock Operations, Onsite Evaluation for Planned Storage	No	\$2,578.04
Saunders	226	Waste Facility Site Suitability and Feasibility Assessment	HU-Non-Dairy Livestock Operations, Onsite Evaluation for Planned Storage	No	\$3,093.65
Saunders	227	Evaluation of Existing Waste Storage Facility Components	Livestock Operation, Greater Than Five Components	No	\$4,527.83
Saunders	227	Evaluation of Existing Waste Storage Facility Components	HU-Livestock Operation, Greater Than Five Components	No	\$5,433.40
Saunders	227	Evaluation of Existing Waste Storage Facility Components	Livestock Operation, One to Two Components	No	\$2,964.50
Saunders	227	Evaluation of Existing Waste Storage Facility Components	HU-Livestock Operation, One to Two Components	No	\$3,557.40
Saunders	227	Evaluation of Existing Waste Storage Facility Components	Livestock Operation, Three to Five Components	No	\$3,502.94
Saunders	227	Evaluation of Existing Waste Storage Facility Components	HU-Livestock Operation, Three to Five Components	No	\$4,203.53
Saunders	228	Agricultural Energy Assessment	Large, Greater Than or Equal to Four Enterprises	No	\$7,702.42
Saunders	228	Agricultural Energy Assessment	HU-Large, Greater Than or Equal to Four Enterprises	No	\$9,242.90
Saunders	228	Agricultural Energy Assessment	Large, One Enterprise	No	\$3,881.51
Saunders	228	Agricultural Energy Assessment	HU-Large, One Enterprise	No	\$4,657.81
Saunders	228	Agricultural Energy Assessment	Large, Three Enterprises	No	\$6,428.78
Saunders	228	Agricultural Energy Assessment	HU-Large, Three Enterprises	No	\$7,714.54
Saunders	228	Agricultural Energy Assessment	Large, Two Enterprises	No	\$5,155.15
Saunders	228	Agricultural Energy Assessment	HU-Large, Two Enterprises	No	\$6,186.18
Saunders	228	Agricultural Energy Assessment	Medium, Greater Than or Equal to Four Enterprises	No	\$6,772.96
Saunders	228	Agricultural Energy Assessment	HU-Medium, Greater Than or Equal to Four Enterprises	No	\$8,127.55

County	Code	Practice	Component	Units	Unit Cost
Saunders	228	Agricultural Energy Assessment	Medium, One Enterprise	No	\$2,952.05
Saunders	228	Agricultural Energy Assessment	HU-Medium, One Enterprise	No	\$3,542.46
Saunders	228	Agricultural Energy Assessment	Medium, Three Enterprises	No	\$5,499.32
Saunders	228	Agricultural Energy Assessment	HU-Medium, Three Enterprises	No	\$6,599.18
Saunders	228	Agricultural Energy Assessment	Medium, Two Enterprises	No	\$4,225.68
Saunders	228	Agricultural Energy Assessment	HU-Medium, Two Enterprises	No	\$5,070.82
Saunders	228	Agricultural Energy Assessment	Small, Greater Than or Equal to Four Enterprises	No	\$6,005.65
Saunders	228	Agricultural Energy Assessment	HU-Small, Greater Than or Equal to Four Enterprises	No	\$7,206.77
Saunders	228	Agricultural Energy Assessment	Small, One Enterprise	No	\$2,184.74
Saunders	228	Agricultural Energy Assessment	HU-Small, One Enterprise	No	\$2,621.69
Saunders	228	Agricultural Energy Assessment	Small, Three Enterprises	No	\$4,732.01
Saunders	228	Agricultural Energy Assessment	HU-Small, Three Enterprises	No	\$5,678.41
Saunders	228	Agricultural Energy Assessment	Small, Two Enterprises	No	\$3,458.37
Saunders	228	Agricultural Energy Assessment	HU-Small, Two Enterprises	No	\$4,150.05
Saunders	297	Feral Swine Damage Assessment	Data Collection	No	\$1,214.77
Saunders	297	Feral Swine Damage Assessment	HU-Data Collection	No	\$1,457.74
Saunders	297	Feral Swine Damage Assessment	Observation	No	\$779.15
Saunders	297	Feral Swine Damage Assessment	HU-Observation	No	\$934.98
Saunders	309	Agrichemical Handling Facility	Concrete Storage and Pad	SqFt	\$14.40
Saunders	309	Agrichemical Handling Facility	HU-Concrete Storage and Pad	SqFt	\$17.28
Saunders	309	Agrichemical Handling Facility	Drum Pallet Containment and Pad	SqFt	\$19.45
Saunders	309	Agrichemical Handling Facility	HU-Drum Pallet Containment and Pad	SqFt	\$23.33
Saunders	309	Agrichemical Handling Facility	Fabricated Liquid Storage with Pad	SqFt	\$14.68
Saunders	309	Agrichemical Handling Facility	HU-Fabricated Liquid Storage with Pad	SqFt	\$17.63
Saunders	309	Agrichemical Handling Facility	Liquid Storage with Pad	SqFt	\$8.17
Saunders	309	Agrichemical Handling Facility	HU-Liquid Storage with Pad	SqFt	\$9.80
Saunders	311	Alley Cropping	Single Row	No	\$33.46

County	Code	Practice	Component	Units	Unit Cost
Saunders	311	Alley Cropping	HU-Single Row	No	\$40.15
Saunders	311	Alley Cropping	Single Row, Less Than or Equal to Five Acres	No	\$24.29
Saunders	311	Alley Cropping	HU-Single Row, Less Than or Equal to Five Acres	No	\$29.14
Saunders	311	Alley Cropping	Three Row Sets	Ac	\$752.33
Saunders	311	Alley Cropping	HU-Three Row Sets	Ac	\$902.80
Saunders	313	Waste Storage Facility	Above Ground Steel or Concrete Structure	Cu-Ft	\$3.11
Saunders	313	Waste Storage Facility	HU-Above Ground Steel or Concrete Structure	Cu-Ft	\$3.74
Saunders	313	Waste Storage Facility	Buried Concrete Tank, 15,000 to 110,000 Cubic Feet	Cu-Ft	\$2.51
Saunders	313	Waste Storage Facility	HU-Buried Concrete Tank, 15,000 to 110,000 Cubic Feet	Cu-Ft	\$3.01
Saunders	313	Waste Storage Facility	Buried Concrete Tank, Greater Than 110,000 Cubic Feet	Cu-Ft	\$2.49
Saunders	313	Waste Storage Facility	HU-Buried Concrete Tank, Greater Than 110,000 Cubic Feet	Cu-Ft	\$2.98
Saunders	313	Waste Storage Facility	Buried Concrete Tank, Less Than or Equal to 14,999 Cubic Feet	Cu-Ft	\$3.90
Saunders	313	Waste Storage Facility	HU-Buried Concrete Tank, Less Than or Equal to 14,999 Cubic Feet	Cu-Ft	\$4.69
Saunders	313	Waste Storage Facility	Composted Bedded Pack, Concrete Floor and Walls	SqFt	\$12.59
Saunders	313	Waste Storage Facility	HU-Composted Bedded Pack, Concrete Floor and Walls	SqFt	\$15.11
Saunders	313	Waste Storage Facility	Composted Bedded Pack, Concrete Walls and Apron with Earthen Floor	SqFt	\$7.54
Saunders	313	Waste Storage Facility	HU-Composted Bedded Pack, Concrete Walls and Apron with Earthen Floor	SqFt	\$9.05
Saunders	313	Waste Storage Facility	Composted Bedded Pack, Earthen Floor and Concrete Walls	SqFt	\$5.29
Saunders	313	Waste Storage Facility	HU-Composted Bedded Pack, Earthen Floor and Concrete Walls	SqFt	\$6.34
Saunders	313	Waste Storage Facility	Composted Bedded Pack, Earthen Floor and Wood Walls	SqFt	\$3.17
Saunders	313	Waste Storage Facility	HU-Composted Bedded Pack, Earthen Floor and Wood Walls	SqFt	\$3.79
Saunders	313	Waste Storage Facility	Dry Stack with Concrete Floor and No Walls	SqFt	\$8.40
Saunders	313	Waste Storage Facility	HU-Dry Stack with Concrete Floor and No Walls	SqFt	\$10.08
Saunders	313	Waste Storage Facility	Dry Stack with Concrete Floor and Walls	SqFt	\$10.98
Saunders	313	Waste Storage Facility	HU-Dry Stack with Concrete Floor and Walls	SqFt	\$13.18
Saunders	313	Waste Storage Facility	Earthen Storage, Greater Than 50,000 Cubic Feet	Cu-Ft	\$0.18
Saunders	313	Waste Storage Facility	HU-Earthen Storage, Greater Than 50,000 Cubic Feet	Cu-Ft	\$0.22

County	Code	Practice	Component	Units	Unit Cost
Saunders	313	Waste Storage Facility	Embankment Pond	Cu-Ft	\$0.06
Saunders	313	Waste Storage Facility	HU-Embankment Pond	Cu-Ft	\$0.08
Saunders	313	Waste Storage Facility	Excavated Pond	Cu-Ft	\$0.11
Saunders	313	Waste Storage Facility	HU-Excavated Pond	Cu-Ft	\$0.14
Saunders	314	Brush Management	Chemical Control, Riparian Area	Ac	\$332.76
Saunders	314	Brush Management	HU-Chemical Control, Riparian Area	Ac	\$399.30
Saunders	314	Brush Management	Chemical Control, Spot Application	Ac	\$39.21
Saunders	314	Brush Management	HU-Chemical Control, Spot Application	Ac	\$47.06
Saunders	314	Brush Management	Chemical Control, Upland Areas	Ac	\$23.32
Saunders	314	Brush Management	HU-Chemical Control, Upland Areas	Ac	\$27.99
Saunders	314	Brush Management	Manual Control, Difficult Terrain	Ac	\$790.12
Saunders	314	Brush Management	HU-Manual Control, Difficult Terrain	Ac	\$948.14
Saunders	314	Brush Management	Manual Control, Hand Application	Ac	\$64.80
Saunders	314	Brush Management	HU-Manual Control, Hand Application	Ac	\$77.76
Saunders	314	Brush Management	Mechanical and Chemical Control, Heavy Infestation	Ac	\$398.10
Saunders	314	Brush Management	HU-Mechanical and Chemical Control, Heavy Infestation	Ac	\$477.72
Saunders	314	Brush Management	Mechanical and Chemical Control, Low Infestation	Ac	\$59.02
Saunders	314	Brush Management	HU-Mechanical and Chemical Control, Low Infestation	Ac	\$70.82
Saunders	314	Brush Management	Mechanical and Chemical Control, Medium Infestation	Ac	\$141.95
Saunders	314	Brush Management	HU-Mechanical and Chemical Control, Medium Infestation	Ac	\$170.35
Saunders	314	Brush Management	Mechanical and Chemical Control, Severe Infestation	Ac	\$613.10
Saunders	314	Brush Management	HU-Mechanical and Chemical Control, Severe Infestation	Ac	\$735.72
Saunders	314	Brush Management	Mechanical Control, Less Than or Equal to One Acre	Ac	\$421.99
Saunders	314	Brush Management	HU-Mechanical Control, Less Than or Equal to One Acre	Ac	\$506.40
Saunders	315	Herbaceous Weed Treatment	Biological Control, Low Density	Ac	\$393.30
Saunders	315	Herbaceous Weed Treatment	HU-Biological Control, Low Density	Ac	\$471.96
Saunders	315	Herbaceous Weed Treatment	Chemical Control, Aerial Application	Ac	\$25.43

County	Code	Practice	Component	Units	Unit Cost
Saunders	315	Herbaceous Weed Treatment	HU-Chemical Control, Aerial Application	Ac	\$30.52
Saunders	315	Herbaceous Weed Treatment	Chemical Control, Ground or Aerial Application	Ac	\$17.09
Saunders	315	Herbaceous Weed Treatment	HU-Chemical Control, Ground or Aerial Application	Ac	\$20.51
Saunders	315	Herbaceous Weed Treatment	Chemical Control, Post-Emergent	Ac	\$55.75
Saunders	315	Herbaceous Weed Treatment	HU-Chemical Control, Post-Emergent	Ac	\$66.89
Saunders	315	Herbaceous Weed Treatment	Chemical Control, Spot Application	Ac	\$50.80
Saunders	315	Herbaceous Weed Treatment	HU-Chemical Control, Spot Application	Ac	\$60.97
Saunders	315	Herbaceous Weed Treatment	Chemical Control, Wetland Area	Ac	\$29.84
Saunders	315	Herbaceous Weed Treatment	HU-Chemical Control, Wetland Area	Ac	\$35.81
Saunders	315	Herbaceous Weed Treatment	Mechanical Control	Ac	\$11.31
Saunders	315	Herbaceous Weed Treatment	HU-Mechanical Control	Ac	\$13.56
Saunders	315	Herbaceous Weed Treatment	Mechanical Control, Less Than or Equal to One Acre	Ac	\$289.05
Saunders	315	Herbaceous Weed Treatment	HU-Mechanical Control, Less Than or Equal to One Acre	Ac	\$346.86
Saunders	315	Herbaceous Weed Treatment	Mechanical Control, Tree Establishment	Ac	\$290.50
Saunders	315	Herbaceous Weed Treatment	HU-Mechanical Control, Tree Establishment	Ac	\$348.60
Saunders	315	Herbaceous Weed Treatment	Multi-Year Control, Invasive Annual Grasses	Ac	\$74.89
Saunders	315	Herbaceous Weed Treatment	HU-Multi-Year Control, Invasive Annual Grasses	Ac	\$89.87
Saunders	316	Animal Mortality Facility	Incineration, 50 to 100 Cubic Feet	Cu-Ft	\$244.81
Saunders	316	Animal Mortality Facility	HU-Incineration, 50 to 100 Cubic Feet	Cu-Ft	\$293.77
Saunders	316	Animal Mortality Facility	In-Vessel-Rotary Drum, Greater Than or Equal to 700 Cubic Feet	Cu-Ft	\$60.35
Saunders	316	Animal Mortality Facility	HU-In-Vessel-Rotary Drum, Greater Than or Equal to 700 Cubic Feet	Cu-Ft	\$72.41
Saunders	316	Animal Mortality Facility	In-Vessel-Rotary Drum, Less Than 700 Cubic Feet	Cu-Ft	\$111.39
Saunders	316	Animal Mortality Facility	HU-In-Vessel-Rotary Drum, Less Than 700 Cubic Feet	Cu-Ft	\$133.68
Saunders	316	Animal Mortality Facility	Medium Animal, 10 to 50 Pounds	Lb/Day	\$165.95
Saunders	316	Animal Mortality Facility	HU-Medium Animal, 10 to 50 Pounds	Lb/Day	\$199.14
Saunders	316	Animal Mortality Facility	Rotary Drum, 270 to 523 Pounds of Daily Mortality	No	\$45,867.93
Saunders	316	Animal Mortality Facility	HU-Rotary Drum, 270 to 523 Pounds of Daily Mortality	No	\$55,041.52

County	Code	Practice	Component	Units	Unit Cost
Saunders	316	Animal Mortality Facility	Rotary Drum, Greater Than 523 Pounds per Day	No	\$62,427.03
Saunders	316	Animal Mortality Facility	HU-Rotary Drum, Greater Than 523 Pounds per Day	No	\$74,912.44
Saunders	316	Animal Mortality Facility	Small Animal, Less Than or Equal to 9 Pounds	Lb/Day	\$194.73
Saunders	316	Animal Mortality Facility	HU-Small Animal, Less Than or Equal to 9 Pounds	Lb/Day	\$233.68
Saunders	316	Animal Mortality Facility	Static Pile with Concrete Bins, Hydrant	SqFt	\$27.80
Saunders	316	Animal Mortality Facility	HU-Static Pile with Concrete Bins, Hydrant	SqFt	\$33.36
Saunders	316	Animal Mortality Facility	Static Pile with Concrete Pad	SqFt	\$6.97
Saunders	316	Animal Mortality Facility	HU-Static Pile with Concrete Pad	SqFt	\$8.36
Saunders	316	Animal Mortality Facility	Static Pile with Earthen Pad	SqFt	\$0.48
Saunders	316	Animal Mortality Facility	HU-Static Pile with Earthen Pad	SqFt	\$0.57
Saunders	316	Animal Mortality Facility	Static Pile with Wood Bins	SqFt	\$20.60
Saunders	316	Animal Mortality Facility	HU-Static Pile with Wood Bins	SqFt	\$24.71
Saunders	316	Animal Mortality Facility	Thermal Dehydration, Small Poultry	No	\$53,450.95
Saunders	316	Animal Mortality Facility	HU-Thermal Dehydration, Small Poultry	No	\$64,141.13
Saunders	317	Composting Facility	Concrete Floor and Walls	SqFt	\$17.87
Saunders	317	Composting Facility	HU-Concrete Floor and Walls	SqFt	\$21.44
Saunders	317	Composting Facility	Farm Pad and Bins	SqFt	\$58.63
Saunders	317	Composting Facility	HU-Farm Pad and Bins	SqFt	\$70.35
Saunders	317	Composting Facility	In-Vessel, Less Than 8 Cubic Yards	Cu-Ft	\$173.85
Saunders	317	Composting Facility	HU-In-Vessel, Less Than 8 Cubic Yards	Cu-Ft	\$208.61
Saunders	317	Composting Facility	Open Lot and Earthen Floor	SqFt	\$0.37
Saunders	317	Composting Facility	HU-Open Lot and Earthen Floor	SqFt	\$0.44
Saunders	319	On-Farm Secondary Containment Facility	Earthen Containment	CuYd	\$55.60
Saunders	319	On-Farm Secondary Containment Facility	HU-Earthen Containment	CuYd	\$66.72
Saunders	319	On-Farm Secondary Containment Facility	Polyvinyl Chloride Containment Basin	SqFt	\$49.26
Saunders	319	On-Farm Secondary Containment Facility	HU-Polyvinyl Chloride Containment Basin	SqFt	\$59.11
Saunders	319	On-Farm Secondary Containment Facility	Tank, Double-Wall	Gal	\$2.85

County	Code	Practice	Component	Units	Unit Cost
Saunders	319	On-Farm Secondary Containment Facility	HU-Tank, Double-Wall	Gal	\$3.42
Saunders	319	On-Farm Secondary Containment Facility	Wall, Concrete Containment	CuYd	\$1,536.23
Saunders	319	On-Farm Secondary Containment Facility	HU-Wall, Concrete Containment	CuYd	\$1,843.47
Saunders	320	Irrigation Canal or Lateral	Irrigation Canal	CuYd	\$2.12
Saunders	320	Irrigation Canal or Lateral	HU-Irrigation Canal	CuYd	\$2.55
Saunders	324	Deep Tillage	Depth, Greater Than 20 Inches	Ac	\$65.40
Saunders	324	Deep Tillage	HU-Depth, Greater Than 20 Inches	Ac	\$78.49
Saunders	324	Deep Tillage	Depth, Less Than 20 Inches	Ac	\$22.64
Saunders	324	Deep Tillage	HU-Depth, Less Than 20 Inches	Ac	\$27.17
Saunders	325	High Tunnel System	Gothic for Snow and Wind	SqFt	\$5.82
Saunders	325	High Tunnel System	HU-Gothic for Snow and Wind	SqFt	\$6.99
Saunders	325	High Tunnel System	Gothic for Snow and Wind, Small	SqFt	\$10.15
Saunders	325	High Tunnel System	HU-Gothic for Snow and Wind, Small	SqFt	\$12.17
Saunders	326	Clearing and Snagging	Heavy, Greater Than 400 Feet	Ft	\$19.85
Saunders	326	Clearing and Snagging	HU-Heavy, Greater Than 400 Feet	Ft	\$23.81
Saunders	327	Conservation Cover	Conservation Cover for Water Quality and Wildlife, Foregone Income - Level 1 (Year 1)	Ac	\$342.93
Saunders	327	Conservation Cover	HU-Conservation Cover for Water Quality and Wildlife, Foregone Income - Level 1 (Year 1)	Ac	\$363.70
Saunders	327	Conservation Cover	Wp_Conservation Cover for Water Quality and Wildlife, Foregone Income - Level 1 (Year 1)	Ac	\$342.93
Saunders	327	Conservation Cover	Introduced Species	Ac	\$169.51
Saunders	327	Conservation Cover	HU-Introduced Species	Ac	\$203.41
Saunders	327	Conservation Cover	Wp_Introduced Species	Ac	\$169.51
Saunders	327	Conservation Cover	Introduced with Forgone Income	Ac	\$472.78
Saunders	327	Conservation Cover	HU-Introduced with Forgone Income	Ac	\$499.66
Saunders	327	Conservation Cover	Wp_Introduced with Forgone Income	Ac	\$472.78
Saunders	327	Conservation Cover	Monarch Species Mix	Ac	\$858.66

County	Code	Practice	Component	Units	Unit Cost
Saunders	327	Conservation Cover	HU-Monarch Species Mix	Ac	\$1,030.39
Saunders	327	Conservation Cover	Wp_Monarch Species Mix	Ac	\$858.66
Saunders	327	Conservation Cover	Native Species	Ac	\$220.72
Saunders	327	Conservation Cover	HU-Native Species	Ac	\$264.86
Saunders	327	Conservation Cover	Wp_Native Species	Ac	\$220.72
Saunders	327	Conservation Cover	Native Species with Forgone Income	Ac	\$559.03
Saunders	327	Conservation Cover	HU-Native Species with Forgone Income	Ac	\$603.17
Saunders	327	Conservation Cover	Wp_Native Species with Forgone Income	Ac	\$559.03
Saunders	327	Conservation Cover	Pollinator Mix-Small Footprint	kSqFt	\$129.85
Saunders	327	Conservation Cover	HU-Pollinator Mix-Small Footprint	kSqFt	\$155.82
Saunders	327	Conservation Cover	Wp_Pollinator Mix-Small Footprint	kSqFt	\$129.85
Saunders	327	Conservation Cover	Pollinator Species	Ac	\$683.61
Saunders	327	Conservation Cover	HU-Pollinator Species	Ac	\$820.33
Saunders	327	Conservation Cover	Wp_Pollinator Species	Ac	\$683.61
Saunders	327	Conservation Cover	Pollinator Species with Forgone Income	Ac	\$873.73
Saunders	327	Conservation Cover	HU-Pollinator Species with Forgone Income	Ac	\$980.81
Saunders	327	Conservation Cover	Wp_Pollinator Species with Forgone Income	Ac	\$873.73
Saunders	328	Conservation Crop Rotation	Basic, Organic and Inorganic	Ac	\$10.96
Saunders	328	Conservation Crop Rotation	HU-Basic, Organic and Inorganic	Ac	\$13.16
Saunders	328	Conservation Crop Rotation	Pr_Basic, Organic and Inorganic	Ac	\$13.16
Saunders	328	Conservation Crop Rotation	Wp_Basic, Organic and Inorganic	Ac	\$10.96
Saunders	328	Conservation Crop Rotation	Irrigated to Dryland, Organic and Inorganic	Ac	\$377.01
Saunders	328	Conservation Crop Rotation	HU-Irrigated to Dryland, Organic and Inorganic	Ac	\$378.11
Saunders	328	Conservation Crop Rotation	Pr_Irrigated to Dryland, Organic and Inorganic	Ac	\$378.11
Saunders	328	Conservation Crop Rotation	Wp_Irrigated to Dryland, Organic and Inorganic	Ac	\$377.01
Saunders	328	Conservation Crop Rotation	Perennial, Short-Term	Ac	\$50.71
Saunders	328	Conservation Crop Rotation	HU-Perennial, Short-Term	Ac	\$60.85

County	Code	Practice	Component	Units	Unit Cost
Saunders	328	Conservation Crop Rotation	Pr_Perennial, Short-Term	Ac	\$60.85
Saunders	328	Conservation Crop Rotation	Wp_Perennial, Short-Term	Ac	\$50.71
Saunders	328	Conservation Crop Rotation	Small Grain	Ac	\$45.61
Saunders	328	Conservation Crop Rotation	HU-Small Grain	Ac	\$54.73
Saunders	328	Conservation Crop Rotation	Pr_Small Grain	Ac	\$54.73
Saunders	328	Conservation Crop Rotation	Wp_Small Grain	Ac	\$45.61
Saunders	328	Conservation Crop Rotation	Specialty Crop, Small	kSqFt	\$29.63
Saunders	328	Conservation Crop Rotation	HU-Specialty Crop, Small	kSqFt	\$35.55
Saunders	328	Conservation Crop Rotation	Pr_Specialty Crop, Small	kSqFt	\$35.55
Saunders	328	Conservation Crop Rotation	Wp_Specialty Crop, Small	kSqFt	\$29.63
Saunders	329	Residue and Tillage Management, No Till	No-Till and Strip-Till	Ac	\$18.03
Saunders	329	Residue and Tillage Management, No Till	HU-No-Till and Strip-Till	Ac	\$21.64
Saunders	329	Residue and Tillage Management, No Till	Wp_No-Till and Strip-Till	Ac	\$18.03
Saunders	329	Residue and Tillage Management, No Till	No-Till and Strip-Till, Herbicide	Ac	\$30.28
Saunders	329	Residue and Tillage Management, No Till	HU-No-Till and Strip-Till, Herbicide	Ac	\$36.32
Saunders	329	Residue and Tillage Management, No Till	Wp_No-Till and Strip-Till, Herbicide	Ac	\$30.28
Saunders	329	Residue and Tillage Management, No Till	No-Till, Less Than Half Acre	kSqFt	\$33.79
Saunders	329	Residue and Tillage Management, No Till	HU-No-Till, Less Than Half Acre	kSqFt	\$40.56
Saunders	329	Residue and Tillage Management, No Till	Wp_No-Till, Less Than Half Acre	kSqFt	\$33.79
Saunders	330	Contour Farming	Contour Farming	Ac	\$8.64
Saunders	330	Contour Farming	HU-Contour Farming	Ac	\$10.35
Saunders	332	Contour Buffer Strips	Introduced Species Organic or Inorganic, Foregone Income	Ac	\$479.55
Saunders	332	Contour Buffer Strips	HU-Introduced Species Organic or Inorganic, Foregone Income	Ac	\$501.16
Saunders	332	Contour Buffer Strips	Wp_Introduced Species Organic or Inorganic, Foregone Income	Ac	\$501.16
Saunders	332	Contour Buffer Strips	Native Species Organic or Inorganic, Foregone Income	Ac	\$524.33
Saunders	332	Contour Buffer Strips	HU-Native Species Organic or Inorganic, Foregone Income	Ac	\$554.89
Saunders	332	Contour Buffer Strips	Wp_Native Species Organic or Inorganic, Foregone Income	Ac	\$554.89

County	Code	Practice	Component	Units	Unit Cost
Saunders	334	Controlled Traffic Farming	Reduced Compaction Area	Ac	\$45.40
Saunders	334	Controlled Traffic Farming	HU-Reduced Compaction Area	Ac	\$54.48
Saunders	336	Soil Carbon Amendment	Biochar	Ac	\$1,313.74
Saunders	336	Soil Carbon Amendment	HU-Biochar	Ac	\$1,576.48
Saunders	336	Soil Carbon Amendment	Biochar, Compost	Ac	\$659.39
Saunders	336	Soil Carbon Amendment	HU-Biochar, Compost	Ac	\$791.27
Saunders	336	Soil Carbon Amendment	Compost	Ac	\$216.07
Saunders	336	Soil Carbon Amendment	HU-Compost	Ac	\$259.28
Saunders	336	Soil Carbon Amendment	Compost and Biochar, Less Than 10 Acres	kSqFt	\$56.25
Saunders	336	Soil Carbon Amendment	HU-Compost and Biochar, Less Than 10 Acres	kSqFt	\$67.50
Saunders	336	Soil Carbon Amendment	Compost, Biochar	Ac	\$586.45
Saunders	336	Soil Carbon Amendment	HU-Compost, Biochar	Ac	\$703.73
Saunders	336	Soil Carbon Amendment	Compost, Less Than 10,000 Square Feet	kSqFt	\$47.78
Saunders	336	Soil Carbon Amendment	HU-Compost, Less Than 10,000 Square Feet	kSqFt	\$57.34
Saunders	336	Soil Carbon Amendment	Compost, Onsite	Ac	\$263.73
Saunders	336	Soil Carbon Amendment	HU-Compost, Onsite	Ac	\$316.48
Saunders	336	Soil Carbon Amendment	Other Carbon Amendment	Ac	\$126.38
Saunders	336	Soil Carbon Amendment	HU-Other Carbon Amendment	Ac	\$151.65
Saunders	338	Prescribed Burning	Growing Season Prescribed Burning (FI)	Ac	\$34.08
Saunders	338	Prescribed Burning	HU-Growing Season Prescribed Burning (FI)	Ac	\$37.43
Saunders	338	Prescribed Burning	Pr_Growing Season Prescribed Burning (FI)	Ac	\$37.43
Saunders	338	Prescribed Burning	High Complexity (Slope/Fuels)	Ac	\$21.71
Saunders	338	Prescribed Burning	HU-High Complexity (Slope/Fuels)	Ac	\$26.05
Saunders	338	Prescribed Burning	Pr_High Complexity (Slope/Fuels)	Ac	\$26.05
Saunders	338	Prescribed Burning	Pile	Ac	\$12.61
Saunders	338	Prescribed Burning	HU-Pile	Ac	\$15.13
Saunders	338	Prescribed Burning	Pr_Pile	Ac	\$15.13

County	Code	Practice	Component	Units	Unit Cost
Saunders	338	Prescribed Burning	Slope Fuel, Low to Medium Complexity	Ac	\$13.84
Saunders	338	Prescribed Burning	HU-Slope Fuel, Low to Medium Complexity	Ac	\$16.61
Saunders	338	Prescribed Burning	Pr_Slope Fuel, Low to Medium Complexity	Ac	\$16.61
Saunders	338	Prescribed Burning	Small Acreage / Limited Fire Resources	Ac	\$29.87
Saunders	338	Prescribed Burning	HU-Small Acreage / Limited Fire Resources	Ac	\$35.85
Saunders	338	Prescribed Burning	Pr_Small Acreage / Limited Fire Resources	Ac	\$35.85
Saunders	340	Cover Crop	Adaptive Management	No	\$2,344.19
Saunders	340	Cover Crop	HU-Adaptive Management	No	\$2,813.03
Saunders	340	Cover Crop	Wp_Adaptive Management	No	\$2,344.19
Saunders	340	Cover Crop	Basic	Ac	\$64.29
Saunders	340	Cover Crop	HU-Basic	Ac	\$77.15
Saunders	340	Cover Crop	Wp_Basic	Ac	\$64.29
Saunders	340	Cover Crop	Mechanical Termination, 1,000 Square Feet	kSqFt	\$24.47
Saunders	340	Cover Crop	HU-Mechanical Termination, 1,000 Square Feet	kSqFt	\$29.37
Saunders	340	Cover Crop	Wp_Mechanical Termination, 1,000 Square Feet	kSqFt	\$24.47
Saunders	340	Cover Crop	Multi-Species	Ac	\$79.28
Saunders	340	Cover Crop	HU-Multi-Species	Ac	\$95.12
Saunders	340	Cover Crop	Wp_Multi-Species	Ac	\$79.28
Saunders	340	Cover Crop	Multi-Species, 1,000 Square Feet	kSqFt	\$47.70
Saunders	340	Cover Crop	HU-Multi-Species, 1,000 Square Feet	kSqFt	\$57.24
Saunders	340	Cover Crop	Wp_Multi-Species, 1,000 Square Feet	kSqFt	\$47.70
Saunders	342	Critical Area Planting	Heavy Grading, Native or Introduced	Ac	\$1,052.89
Saunders	342	Critical Area Planting	HU-Heavy Grading, Native or Introduced	Ac	\$1,263.47
Saunders	342	Critical Area Planting	Wp_Heavy Grading, Native or Introduced	Ac	\$1,052.89
Saunders	342	Critical Area Planting	Moderate Grading, Native or Introduced	Ac	\$726.86
Saunders	342	Critical Area Planting	HU-Moderate Grading, Native or Introduced	Ac	\$872.23
Saunders	342	Critical Area Planting	Wp_Moderate Grading, Native or Introduced	Ac	\$726.86

County	Code	Practice	Component	Units	Unit Cost
Saunders	342	Critical Area Planting	Normal Tillage, Native or Introduced	Ac	\$306.91
Saunders	342	Critical Area Planting	HU-Normal Tillage, Native or Introduced	Ac	\$368.29
Saunders	342	Critical Area Planting	Wp_Normal Tillage, Native or Introduced	Ac	\$306.91
Saunders	342	Critical Area Planting	Permanent Cover	kSqFt	\$18.37
Saunders	342	Critical Area Planting	HU-Permanent Cover	kSqFt	\$22.05
Saunders	342	Critical Area Planting	Wp_Permanent Cover	kSqFt	\$18.37
Saunders	345	Residue and Tillage Management, Reduced Till	Reduced Tillage	Ac	\$18.86
Saunders	345	Residue and Tillage Management, Reduced Till	HU-Reduced Tillage	Ac	\$22.63
Saunders	345	Residue and Tillage Management, Reduced Till	Reduced Tillage, Less Than 0.5 Acres	kSqFt	\$29.10
Saunders	345	Residue and Tillage Management, Reduced Till	HU-Reduced Tillage, Less Than 0.5 Acres	kSqFt	\$34.93
Saunders	348	Dam, Diversion	Earthfill	CuYd	\$7.86
Saunders	348	Dam, Diversion	HU-Earthfill	CuYd	\$9.42
Saunders	348	Dam, Diversion	Fill, Rock and Gravel	CuYd	\$93.98
Saunders	348	Dam, Diversion	HU-Fill, Rock and Gravel	CuYd	\$112.77
Saunders	348	Dam, Diversion	Structure, Sheet Pile	SqFt	\$57.58
Saunders	348	Dam, Diversion	HU-Structure, Sheet Pile	SqFt	\$69.09
Saunders	350	Sediment Basin	Basin	CuYd	\$4.07
Saunders	350	Sediment Basin	HU-Basin	CuYd	\$4.87
Saunders	350	Sediment Basin	Basin, Excavated	CuYd	\$4.00
Saunders	350	Sediment Basin	HU-Basin, Excavated	CuYd	\$4.80
Saunders	351	Well Decommissioning	Drilled Well, 300 to 1,000 Feet	Ft	\$19.66
Saunders	351	Well Decommissioning	HU-Drilled Well, 300 to 1,000 Feet	Ft	\$23.59
Saunders	351	Well Decommissioning	Wp_Drilled Well, 300 to 1,000 Feet	Ft	\$19.66
Saunders	351	Well Decommissioning	Drilled Well, Less Than 300 Feet	Ft	\$23.85
Saunders	351	Well Decommissioning	HU-Drilled Well, Less Than 300 Feet	Ft	\$28.62
Saunders	351	Well Decommissioning	Wp_Drilled Well, Less Than 300 Feet	Ft	\$23.85
Saunders	351	Well Decommissioning	Shallow Well, Greater Than 15 Inch Diameter	Ft	\$60.68

County	Code	Practice	Component	Units	Unit Cost
Saunders	351	Well Decommissioning	HU-Shallow Well, Greater Than 15 Inch Diameter	Ft	\$72.82
Saunders	351	Well Decommissioning	Wp_Shallow Well, Greater Than 15 Inch Diameter	Ft	\$60.68
Saunders	351	Well Decommissioning	Shallow Well, Less Than or Equal to 15 Inch Diameter	Ft	\$14.14
Saunders	351	Well Decommissioning	HU-Shallow Well, Less Than or Equal to 15 Inch Diameter	Ft	\$16.97
Saunders	351	Well Decommissioning	Wp_Shallow Well, Less Than or Equal to 15 Inch Diameter	Ft	\$14.14
Saunders	353	Monitoring Well	Borehole, Less Than or Equal to 200 Feet	Ft	\$117.99
Saunders	353	Monitoring Well	HU-Borehole, Less Than or Equal to 200 Feet	Ft	\$141.58
Saunders	355	Groundwater Testing	Basic	No	\$55.11
Saunders	355	Groundwater Testing	HU-Basic	No	\$66.12
Saunders	355	Groundwater Testing	Wp_Basic	No	\$55.11
Saunders	355	Groundwater Testing	Full Spectrum	No	\$285.70
Saunders	355	Groundwater Testing	HU-Full Spectrum	No	\$342.85
Saunders	355	Groundwater Testing	Wp_Full Spectrum	No	\$285.70
Saunders	355	Groundwater Testing	Specialty	No	\$266.45
Saunders	355	Groundwater Testing	HU-Specialty	No	\$319.74
Saunders	355	Groundwater Testing	Wp_Specialty	No	\$266.45
Saunders	356	Dike and Levee	Dike, Greater Than Six Feet	Ft	\$35.65
Saunders	356	Dike and Levee	HU-Dike, Greater Than Six Feet	Ft	\$42.78
Saunders	356	Dike and Levee	Dike, Less Than or Equal to Six Feet	Ft	\$24.35
Saunders	356	Dike and Levee	HU-Dike, Less Than or Equal to Six Feet	Ft	\$29.22
Saunders	356	Dike and Levee	Dike, Wetland	CuYd	\$4.18
Saunders	356	Dike and Levee	HU-Dike, Wetland	CuYd	\$5.01
Saunders	359	Waste Treatment Lagoon	Waste Treatment Lagoon	Cu-Ft	\$0.16
Saunders	359	Waste Treatment Lagoon	HU-Waste Treatment Lagoon	Cu-Ft	\$0.19
Saunders	360	Waste Facility Closure	Convert to Freshwater	Cu-Ft	\$0.05
Saunders	360	Waste Facility Closure	HU-Convert to Freshwater	Cu-Ft	\$0.06
Saunders	360	Waste Facility Closure	Decommission, Concrete Storage	Cu-Ft	\$0.18

County	Code	Practice	Component	Units	Unit Cost
Saunders	360	Waste Facility Closure	HU-Decommission, Concrete Storage	Cu-Ft	\$0.21
Saunders	360	Waste Facility Closure	Decommission, Earthen Impoundment	Cu-Ft	\$0.09
Saunders	360	Waste Facility Closure	HU-Decommission, Earthen Impoundment	Cu-Ft	\$0.11
Saunders	360	Waste Facility Closure	Decommission, Feedlot	Ac	\$12,498.26
Saunders	360	Waste Facility Closure	HU-Decommission, Feedlot	Ac	\$14,997.92
Saunders	360	Waste Facility Closure	Decommission, Underbarn	Cu-Ft	\$1.06
Saunders	360	Waste Facility Closure	HU-Decommission, Underbarn	Cu-Ft	\$1.27
Saunders	362	Diversion	Curb, Concrete	Ft	\$32.23
Saunders	362	Diversion	HU-Curb, Concrete	Ft	\$38.67
Saunders	362	Diversion	Diversion	CuYd	\$3.46
Saunders	362	Diversion	HU-Diversion	CuYd	\$4.16
Saunders	366	Anaerobic Digester	Anaerobic Digester	No	\$1,493,407.01
Saunders	366	Anaerobic Digester	HU-Anaerobic Digester	No	\$1,792,088.42
Saunders	366	Anaerobic Digester	Covered Lagoon or Holding Pond	AU	\$368.13
Saunders	366	Anaerobic Digester	HU-Covered Lagoon or Holding Pond	AU	\$441.76
Saunders	367	Roofs and Covers	Flexible Membrane Cover	SqFt	\$0.96
Saunders	367	Roofs and Covers	HU-Flexible Membrane Cover	SqFt	\$1.15
Saunders	367	Roofs and Covers	Flexible Membrane Cover, Flare	SqFt	\$8.12
Saunders	367	Roofs and Covers	HU-Flexible Membrane Cover, Flare	SqFt	\$9.75
Saunders	367	Roofs and Covers	Roof, Hoop	SqFt	\$9.46
Saunders	367	Roofs and Covers	HU-Roof, Hoop	SqFt	\$11.36
Saunders	367	Roofs and Covers	Roof, Timber or Steel Sheet	SqFt	\$10.54
Saunders	367	Roofs and Covers	HU-Roof, Timber or Steel Sheet	SqFt	\$12.65
Saunders	368	Emergency Animal Mortality Management	Burial	AU	\$123.51
Saunders	368	Emergency Animal Mortality Management	HU-Burial	AU	\$148.20
Saunders	368	Emergency Animal Mortality Management	Composting, Carbon Material and Mobilization	AU	\$461.36
Saunders	368	Emergency Animal Mortality Management	HU-Composting, Carbon Material and Mobilization	AU	\$553.63

County	Code	Practice	Component	Units	Unit Cost
Saunders	368	Emergency Animal Mortality Management	Composting, In-House	AU	\$91.61
Saunders	368	Emergency Animal Mortality Management	HU-Composting, In-House	AU	\$109.94
Saunders	368	Emergency Animal Mortality Management	Incineration, Landfill or Render	AU	\$306.24
Saunders	368	Emergency Animal Mortality Management	HU-Incineration, Landfill or Render	AU	\$367.49
Saunders	368	Emergency Animal Mortality Management	Shallow Burial, Swine or Cattle	AU	\$166.85
Saunders	368	Emergency Animal Mortality Management	HU-Shallow Burial, Swine or Cattle	AU	\$200.22
Saunders	371	Air Filtration and Scrubbing	Single Pit Fan Biofilter	No	\$18,228.34
Saunders	371	Air Filtration and Scrubbing	HU-Single Pit Fan Biofilter	No	\$21,874.01
Saunders	371	Air Filtration and Scrubbing	Traditional Horizontal Biofilter	CuYd	\$36.13
Saunders	371	Air Filtration and Scrubbing	HU-Traditional Horizontal Biofilter	CuYd	\$43.36
Saunders	372	Combustion System Improvement	Combustion Engine Replacement, 100 to 199 Brake Horsepower	No	\$17,757.82
Saunders	372	Combustion System Improvement	HU-Combustion Engine Replacement, 100 to 199 Brake Horsepower	No	\$21,309.39
Saunders	372	Combustion System Improvement	Combustion Engine Replacement, 50 to 99 Brake Horsepower	No	\$11,660.77
Saunders	372	Combustion System Improvement	HU-Combustion Engine Replacement, 50 to 99 Brake Horsepower	No	\$13,992.92
Saunders	372	Combustion System Improvement	Combustion Engine to Electric Motor Tractor Replacement	HP	\$1,369.14
Saunders	372	Combustion System Improvement	HU-Combustion Engine to Electric Motor Tractor Replacement	HP	\$1,642.98
Saunders	372	Combustion System Improvement	Combustion Engine to Electric Motor, 12 to 74 Horsepower	No	\$5,101.60
Saunders	372	Combustion System Improvement	HU-Combustion Engine to Electric Motor, 12 to 74 Horsepower	No	\$6,121.92
Saunders	372	Combustion System Improvement	Combustion Engine to Electric Motor, 75 to 149 Horsepower	No	\$9,584.65
Saunders	372	Combustion System Improvement	HU-Combustion Engine to Electric Motor, 75 to 149 Horsepower	No	\$11,501.57
Saunders	372	Combustion System Improvement	Non-Tractor Mobile Agricultural Equipment Replacement	HP	\$1,222.63
Saunders	372	Combustion System Improvement	HU-Non-Tractor Mobile Agricultural Equipment Replacement	HP	\$1,467.16
Saunders	374	Energy Efficient Agricultural Operation	Alley Scraper	No	\$24,394.69
Saunders	374	Energy Efficient Agricultural Operation	HU-Alley Scraper	No	\$29,273.63
Saunders	374	Energy Efficient Agricultural Operation	Attic Heat Recovery Vents	No	\$179.85
Saunders	374	Energy Efficient Agricultural Operation	HU-Attic Heat Recovery Vents	No	\$215.83
Saunders	374	Energy Efficient Agricultural Operation	Heater, High Efficiency	kBTU/Hr	\$18.30

County	Code	Practice	Component	Units	Unit Cost
Saunders	374	Energy Efficient Agricultural Operation	HU-Heater, High Efficiency	kBTU/Hr	\$21.96
Saunders	374	Energy Efficient Agricultural Operation	Motor, 10 to 100 Horsepower	HP	\$99.58
Saunders	374	Energy Efficient Agricultural Operation	HU-Motor, 10 to 100 Horsepower	HP	\$119.49
Saunders	374	Energy Efficient Agricultural Operation	Motor, 2 to 9 Horsepower	HP	\$182.24
Saunders	374	Energy Efficient Agricultural Operation	HU-Motor, 2 to 9 Horsepower	HP	\$218.69
Saunders	374	Energy Efficient Agricultural Operation	Motor, Greater Than 100 Horsepower	HP	\$121.97
Saunders	374	Energy Efficient Agricultural Operation	HU-Motor, Greater Than 100 Horsepower	HP	\$146.37
Saunders	374	Energy Efficient Agricultural Operation	Motor, Less Than or Equal to One Horsepower	HP	\$624.20
Saunders	374	Energy Efficient Agricultural Operation	HU-Motor, Less Than or Equal to One Horsepower	HP	\$749.04
Saunders	374	Energy Efficient Agricultural Operation	Plate Cooler	No	\$31,954.51
Saunders	374	Energy Efficient Agricultural Operation	HU-Plate Cooler	No	\$38,345.41
Saunders	374	Energy Efficient Agricultural Operation	Plate Cooler, Small	No	\$4,711.26
Saunders	374	Energy Efficient Agricultural Operation	HU-Plate Cooler, Small	No	\$5,653.51
Saunders	374	Energy Efficient Agricultural Operation	Radiant System	No	\$1,423.63
Saunders	374	Energy Efficient Agricultural Operation	HU-Radiant System	No	\$1,708.35
Saunders	374	Energy Efficient Agricultural Operation	Scroll Compressor	HP	\$561.60
Saunders	374	Energy Efficient Agricultural Operation	HU-Scroll Compressor	HP	\$673.92
Saunders	374	Energy Efficient Agricultural Operation	System, Automatic Controller	No	\$1,302.57
Saunders	374	Energy Efficient Agricultural Operation	HU-System, Automatic Controller	No	\$1,563.08
Saunders	374	Energy Efficient Agricultural Operation	Telemetry	No	\$1,712.72
Saunders	374	Energy Efficient Agricultural Operation	HU-Telemetry	No	\$2,055.26
Saunders	374	Energy Efficient Agricultural Operation	Variable Speed Drive, 5 to 15 Horsepower	HP	\$160.76
Saunders	374	Energy Efficient Agricultural Operation	HU-Variable Speed Drive, 5 to 15 Horsepower	HP	\$192.92
Saunders	374	Energy Efficient Agricultural Operation	Variable Speed Drive, Greater Than 15 Horsepower	HP	\$109.63
Saunders	374	Energy Efficient Agricultural Operation	HU-Variable Speed Drive, Greater Than 15 Horsepower	HP	\$131.57
Saunders	374	Energy Efficient Agricultural Operation	Variable Speed Drive, Less Than 5 Horsepower	HP	\$837.01
Saunders	374	Energy Efficient Agricultural Operation	HU-Variable Speed Drive, Less Than 5 Horsepower	HP	\$1,004.41

County	Code	Practice	Component	Units	Unit Cost
Saunders	374	Energy Efficient Agricultural Operation	Ventilation, Exhaust	No	\$1,734.67
Saunders	374	Energy Efficient Agricultural Operation	HU-Ventilation, Exhaust	No	\$2,081.62
Saunders	374	Energy Efficient Agricultural Operation	Ventilation, Horizontal Air Flow	No	\$210.09
Saunders	374	Energy Efficient Agricultural Operation	HU-Ventilation, Horizontal Air Flow	No	\$252.10
Saunders	375	Dust Management for Pen Surfaces	Mobile Sprinkler	Ac	\$1,836.60
Saunders	375	Dust Management for Pen Surfaces	HU-Mobile Sprinkler	Ac	\$2,203.92
Saunders	375	Dust Management for Pen Surfaces	More Than Two Manure Harvests	Ac	\$2,104.15
Saunders	375	Dust Management for Pen Surfaces	HU-More Than Two Manure Harvests	Ac	\$2,524.98
Saunders	375	Dust Management for Pen Surfaces	More Than Two Manure Harvests and Mobile Sprinkler	Ac	\$3,940.75
Saunders	375	Dust Management for Pen Surfaces	HU-More Than Two Manure Harvests and Mobile Sprinkler	Ac	\$4,728.90
Saunders	375	Dust Management for Pen Surfaces	One Manure Harvest	Ac	\$526.04
Saunders	375	Dust Management for Pen Surfaces	HU-One Manure Harvest	Ac	\$631.24
Saunders	375	Dust Management for Pen Surfaces	One Manure Harvest and Mobile Sprinkler	Ac	\$2,362.64
Saunders	375	Dust Management for Pen Surfaces	HU-One Manure Harvest and Mobile Sprinkler	Ac	\$2,835.16
Saunders	375	Dust Management for Pen Surfaces	Two Manure Harvests	Ac	\$1,052.07
Saunders	375	Dust Management for Pen Surfaces	HU-Two Manure Harvests	Ac	\$1,262.49
Saunders	375	Dust Management for Pen Surfaces	Two Manure Harvests and Mobile Sprinkler	Ac	\$2,888.67
Saunders	375	Dust Management for Pen Surfaces	HU-Two Manure Harvests and Mobile Sprinkler	Ac	\$3,466.40
Saunders	378	Pond	Embankment Pond with greater than or equal to 24 inch Pipe	CuYd	\$4.75
Saunders	378	Pond	HU-Embankment Pond with greater than or equal to 24 inch Pipe	CuYd	\$5.71
Saunders	378	Pond	Embankment Pond with less than 24 inch Pipe	CuYd	\$5.76
Saunders	378	Pond	HU-Embankment Pond with less than 24 inch Pipe	CuYd	\$6.92
Saunders	378	Pond	Embankment Pond, No Principal Spillway	CuYd	\$4.64
Saunders	378	Pond	HU-Embankment Pond, No Principal Spillway	CuYd	\$5.57
Saunders	378	Pond	Excavated Pond	CuYd	\$2.59
Saunders	378	Pond	HU-Excavated Pond	CuYd	\$3.10
Saunders	378	Pond	Excavated Pond with Embankment	CuYd	\$3.09

County	Code	Practice	Component	Units	Unit Cost
Saunders	378	Pond	HU-Excavated Pond with Embankment	CuYd	\$3.72
Saunders	378	Pond	Rehab Embankment Pond, No Principal Spillway	CuYd	\$8.98
Saunders	378	Pond	HU-Rehab Embankment Pond, No Principal Spillway	CuYd	\$10.78
Saunders	378	Pond	Rehab Embankment Pond, With Principal Spillway	DialnFt	\$11.97
Saunders	378	Pond	HU-Rehab Embankment Pond, With Principal Spillway	DialnFt	\$14.37
Saunders	380	Windbreak/Shelterbelt Establishment and Renovation	Coppicing	Ft	\$2.73
Saunders	380	Windbreak/Shelterbelt Establishment and Renovation	HU-Coppicing	Ft	\$3.28
Saunders	380	Windbreak/Shelterbelt Establishment and Renovation	Machine Plant Trees	Ft	\$0.57
Saunders	380	Windbreak/Shelterbelt Establishment and Renovation	HU-Machine Plant Trees	Ft	\$0.68
Saunders	380	Windbreak/Shelterbelt Establishment and Renovation	Machine Plant Trees with Supplemental Water	Ft	\$0.77
Saunders	380	Windbreak/Shelterbelt Establishment and Renovation	HU-Machine Plant Trees with Supplemental Water	Ft	\$0.92
Saunders	380	Windbreak/Shelterbelt Establishment and Renovation	Machine Plant Trees with Supplemental Water and Shelters	Ft	\$1.34
Saunders	380	Windbreak/Shelterbelt Establishment and Renovation	HU-Machine Plant Trees with Supplemental Water and Shelters	Ft	\$1.62
Saunders	380	Windbreak/Shelterbelt Establishment and Renovation	Machine Plant Trees with Tubes	Ft	\$1.19
Saunders	380	Windbreak/Shelterbelt Establishment and Renovation	HU-Machine Plant Trees with Tubes	Ft	\$1.43
Saunders	380	Windbreak/Shelterbelt Establishment and Renovation	Manual Plant, Bareroot	No	\$2.44
Saunders	380	Windbreak/Shelterbelt Establishment and Renovation	HU-Manual Plant, Bareroot	No	\$2.92
Saunders	380	Windbreak/Shelterbelt Establishment and Renovation	Manual Plant, Bareroot with Supplemental Water	No	\$7.31
Saunders	380	Windbreak/Shelterbelt Establishment and Renovation	HU-Manual Plant, Bareroot with Supplemental Water	No	\$8.78
Saunders	380	Windbreak/Shelterbelt Establishment and Renovation	One Row, Small	Ft	\$3.49
Saunders	380	Windbreak/Shelterbelt Establishment and Renovation	HU-One Row, Small	Ft	\$4.19
Saunders	380	Windbreak/Shelterbelt Establishment and Renovation	Renovation, Greater Than 8 Inches Diameter Breast Height, Machine Plant	Ft	\$3.43
Saunders	380	Windbreak/Shelterbelt Establishment and Renovation	HU-Renovation, Greater Than 8 Inches Diameter Breast Height, Machine Plant	Ft	\$4.12
Saunders	380	Windbreak/Shelterbelt Establishment and Renovation	Renovation, Greater Than 8 Inches Diameter Breast Height, Manual Plant	Ft	\$5.17
Saunders	380	Windbreak/Shelterbelt Establishment and Renovation	HU-Renovation, Greater Than 8 Inches Diameter Breast Height, Manual Plant	Ft	\$6.21
Saunders	380	Windbreak/Shelterbelt Establishment and Renovation	Renovation, Removal of Trees and Shrubs, Manual Plant	Ft	\$3.65
Saunders	380	Windbreak/Shelterbelt Establishment and Renovation	HU-Renovation, Removal of Trees and Shrubs, Manual Plant	Ft	\$4.39

County	Code	Practice	Component	Units	Unit Cost
Saunders	380	Windbreak/Shelterbelt Establishment and Renovation	Renovation, Sod Release	Ft	\$0.50
Saunders	380	Windbreak/Shelterbelt Establishment and Renovation	HU-Renovation, Sod Release	Ft	\$0.60
Saunders	380	Windbreak/Shelterbelt Establishment and Renovation	Renovation, Supplemental Manual Plant with Container or Bareroot Stock	Ft	\$2.57
Saunders	380	Windbreak/Shelterbelt Establishment and Renovation	HU-Renovation, Supplemental Manual Plant with Container or Bareroot Stock	Ft	\$3.08
Saunders	380	Windbreak/Shelterbelt Establishment and Renovation	Renovation, Thinning or Removal of Trees and Shrubs, Machine Plant	Ft	\$2.92
Saunders	380	Windbreak/Shelterbelt Establishment and Renovation	HU-Renovation, Thinning or Removal of Trees and Shrubs, Machine Plant	Ft	\$3.51
Saunders	382	Fence	Barbed Wire for Difficult Terrain, Multi-Strand	Ft	\$2.87
Saunders	382	Fence	HU-Barbed Wire for Difficult Terrain, Multi-Strand	Ft	\$3.44
Saunders	382	Fence	Barbed Wire for Difficult Terrain, Multi-Strand with Markers	Ft	\$3.00
Saunders	382	Fence	HU-Barbed Wire for Difficult Terrain, Multi-Strand with Markers	Ft	\$3.60
Saunders	382	Fence	Barbed Wire, Multi-Strand	Ft	\$2.40
Saunders	382	Fence	HU-Barbed Wire, Multi-Strand	Ft	\$2.88
Saunders	382	Fence	Barbed Wire, Multi-Strand with Markers	Ft	\$2.57
Saunders	382	Fence	HU-Barbed Wire, Multi-Strand with Markers	Ft	\$3.08
Saunders	382	Fence	Electric, high tensile with energizer	Ft	\$1.16
Saunders	382	Fence	HU-Electric, high tensile with energizer	Ft	\$1.40
Saunders	382	Fence	Electric, high tensile with energizer and fence markers	Ft	\$1.34
Saunders	382	Fence	HU-Electric, high tensile with energizer and fence markers	Ft	\$1.62
Saunders	382	Fence	High Tensile, Eight Wire Electric	Ft	\$2.68
Saunders	382	Fence	HU-High Tensile, Eight Wire Electric	Ft	\$3.22
Saunders	382	Fence	High Tensile, Five Wire Electric	Ft	\$2.41
Saunders	382	Fence	HU-High Tensile, Five Wire Electric	Ft	\$2.89
Saunders	382	Fence	Portable Fence	Ft	\$0.23
Saunders	382	Fence	HU-Portable Fence	Ft	\$0.27
Saunders	382	Fence	Refabrication of existing fence for multispecies diversity	Ft	\$0.92
Saunders	382	Fence	HU-Refabrication of existing fence for multispecies diversity	Ft	\$1.10
Saunders	382	Fence	Virtual Fence, Startup Year One, 51 to 199 Animals	No	\$141.07

County	Code	Practice	Component	Units	Unit Cost
Saunders	382	Fence	HU-Virtual Fence, Startup Year One, 51 to 199 Animals	No	\$169.30
Saunders	382	Fence	Virtual Fence, Startup Year One, Greater Than or Equal to 200 Animals	No	\$92.89
Saunders	382	Fence	HU-Virtual Fence, Startup Year One, Greater Than or Equal to 200 Animals	No	\$111.46
Saunders	382	Fence	Virtual Fence, Startup Year One, Less Than or Equal to 50 Animals	No	\$268.26
Saunders	382	Fence	HU-Virtual Fence, Startup Year One, Less Than or Equal to 50 Animals	No	\$321.92
Saunders	382	Fence	Virtual Fence, Startup Year One, Sheep or Goat	No	\$226.49
Saunders	382	Fence	HU-Virtual Fence, Startup Year One, Sheep or Goat	No	\$271.79
Saunders	382	Fence	Woven Wire	Ft	\$2.30
Saunders	382	Fence	HU-Woven Wire	Ft	\$2.75
Saunders	382	Fence	Woven Wire, 96 Inch	Ft	\$6.38
Saunders	382	Fence	HU-Woven Wire, 96 Inch	Ft	\$7.65
Saunders	383	Fuel Break	Mechanical and Chemical Application	Ac	\$1,669.63
Saunders	383	Fuel Break	HU-Mechanical and Chemical Application	Ac	\$2,003.56
Saunders	383	Fuel Break	Mechanical and Chemical Application, Steep Slopes	Ac	\$2,596.79
Saunders	383	Fuel Break	HU-Mechanical and Chemical Application, Steep Slopes	Ac	\$3,116.15
Saunders	383	Fuel Break	Mechanical Application, Non-Forest Land	Ac	\$291.27
Saunders	383	Fuel Break	HU-Mechanical Application, Non-Forest Land	Ac	\$349.52
Saunders	384	Woody Residue Treatment	Air Curtain Burner	Ac	\$180.84
Saunders	384	Woody Residue Treatment	HU-Air Curtain Burner	Ac	\$217.01
Saunders	384	Woody Residue Treatment	Mechanical and Manual Control for Slash, 5 to 15 Tons per Acre	Ac	\$500.24
Saunders	384	Woody Residue Treatment	HU-Mechanical and Manual Control for Slash, 5 to 15 Tons per Acre	Ac	\$600.29
Saunders	384	Woody Residue Treatment	Mechanical and Manual Control for Slash, Greater Than 15 Tons per Acre	Ac	\$1,334.13
Saunders	384	Woody Residue Treatment	HU-Mechanical and Manual Control for Slash, Greater Than 15 Tons per Acre	Ac	\$1,600.96
Saunders	384	Woody Residue Treatment	Mechanical and Manual Control for Slash, Less Than 5 Tons per Acre	Ac	\$126.19
Saunders	384	Woody Residue Treatment	HU-Mechanical and Manual Control for Slash, Less Than 5 Tons per Acre	Ac	\$151.43
Saunders	384	Woody Residue Treatment	Mechanical and Manual Control, Chipping and Hauling Offsite	Ac	\$285.13
Saunders	384	Woody Residue Treatment	HU-Mechanical and Manual Control, Chipping and Hauling Offsite	Ac	\$342.15

County	Code	Practice	Component	Units	Unit Cost
Saunders	384	Woody Residue Treatment	Mechanical and Manual Control, Consolidated Slash Pile	Ac	\$172.31
Saunders	384	Woody Residue Treatment	HU-Mechanical and Manual Control, Consolidated Slash Pile	Ac	\$206.76
Saunders	384	Woody Residue Treatment	Mechanical Control, Chaining	Ac	\$127.30
Saunders	384	Woody Residue Treatment	HU-Mechanical Control, Chaining	Ac	\$152.75
Saunders	384	Woody Residue Treatment	Restoration, Coservation Treatment After Catastropic Events	Ac	\$2,051.68
Saunders	384	Woody Residue Treatment	HU-Restoration, Coservation Treatment After Catastropic Events	Ac	\$2,462.03
Saunders	386	Field Border	Field Border, Small	kSqFt	\$66.30
Saunders	386	Field Border	HU-Field Border, Small	kSqFt	\$79.57
Saunders	386	Field Border	Pr_Field Border, Small	kSqFt	\$79.57
Saunders	386	Field Border	Wp_Field Border, Small	kSqFt	\$66.30
Saunders	386	Field Border	Introduced Species	Ac	\$94.42
Saunders	386	Field Border	HU-Introduced Species	Ac	\$113.29
Saunders	386	Field Border	Pr_Introduced Species	Ac	\$113.29
Saunders	386	Field Border	Wp_Introduced Species	Ac	\$94.42
Saunders	386	Field Border	Introduced Species, Foregone Income	Ac	\$432.72
Saunders	386	Field Border	HU-Introduced Species, Foregone Income	Ac	\$451.60
Saunders	386	Field Border	Pr_Introduced Species, Foregone Income	Ac	\$451.60
Saunders	386	Field Border	Wp_Introduced Species, Foregone Income	Ac	\$432.72
Saunders	386	Field Border	Native Species	Ac	\$175.90
Saunders	386	Field Border	HU-Native Species	Ac	\$211.08
Saunders	386	Field Border	Pr_Native Species	Ac	\$211.08
Saunders	386	Field Border	Wp_Native Species	Ac	\$175.90
Saunders	386	Field Border	Native Species, Foregone Income	Ac	\$514.21
Saunders	386	Field Border	HU-Native Species, Foregone Income	Ac	\$549.39
Saunders	386	Field Border	Pr_Native Species, Foregone Income	Ac	\$549.39
Saunders	386	Field Border	Wp_Native Species, Foregone Income	Ac	\$514.21
Saunders	386	Field Border	Pollinator	Ac	\$490.59

County	Code	Practice	Component	Units	Unit Cost
Saunders	386	Field Border	HU-Pollinator	Ac	\$588.72
Saunders	386	Field Border	Pr_Pollinator	Ac	\$588.72
Saunders	386	Field Border	Wp_Pollinator	Ac	\$490.59
Saunders	386	Field Border	Pollinator, Foregone Income	Ac	\$828.90
Saunders	386	Field Border	HU-Pollinator, Foregone Income	Ac	\$927.03
Saunders	386	Field Border	Pr_Pollinator, Foregone Income	Ac	\$927.03
Saunders	386	Field Border	Wp_Pollinator, Foregone Income	Ac	\$828.90
Saunders	388	Irrigation Field Ditch	Irrigation Field Ditch	CuYd	\$2.83
Saunders	388	Irrigation Field Ditch	HU-Irrigation Field Ditch	CuYd	\$3.40
Saunders	390	Riparian Herbaceous Cover	Native Perennial Grasses, Legumes, and Forbs Mix	Ac	\$214.11
Saunders	390	Riparian Herbaceous Cover	HU-Native Perennial Grasses, Legumes, and Forbs Mix	Ac	\$256.94
Saunders	390	Riparian Herbaceous Cover	Wp_Native Perennial Grasses, Legumes, and Forbs Mix	Ac	\$214.11
Saunders	390	Riparian Herbaceous Cover	Native Perennial Grasses, Legumes, and Forbs Mix, Foregone Income	Ac	\$260.12
Saunders	390	Riparian Herbaceous Cover	HU-Native Perennial Grasses, Legumes, and Forbs Mix, Foregone Income	Ac	\$302.95
Saunders	390	Riparian Herbaceous Cover	Wp_Native Perennial Grasses, Legumes, and Forbs Mix, Foregone Income	Ac	\$260.12
Saunders	390	Riparian Herbaceous Cover	Native Perennial Grasses, Low Density	Ac	\$161.99
Saunders	390	Riparian Herbaceous Cover	HU-Native Perennial Grasses, Low Density	Ac	\$194.39
Saunders	390	Riparian Herbaceous Cover	Wp_Native Perennial Grasses, Low Density	Ac	\$161.99
Saunders	390	Riparian Herbaceous Cover	Native Perennial Grasses, Low Density, Foregone Income	Ac	\$208.01
Saunders	390	Riparian Herbaceous Cover	HU-Native Perennial Grasses, Low Density, Foregone Income	Ac	\$240.41
Saunders	390	Riparian Herbaceous Cover	Wp_Native Perennial Grasses, Low Density, Foregone Income	Ac	\$208.01
Saunders	390	Riparian Herbaceous Cover	Pollinator Habitat	Ac	\$1,138.50
Saunders	390	Riparian Herbaceous Cover	HU-Pollinator Habitat	Ac	\$1,366.19
Saunders	390	Riparian Herbaceous Cover	Wp_Pollinator Habitat	Ac	\$1,138.50
Saunders	391	Riparian Forest Buffer	Bare-root, hand planted	Ac	\$2,661.53
Saunders	391	Riparian Forest Buffer	HU-Bare-root, hand planted	Ac	\$3,193.83
Saunders	391	Riparian Forest Buffer	Pr_Bare-root, hand planted	Ac	\$3,193.83

County	Code	Practice	Component	Units	Unit Cost
Saunders	391	Riparian Forest Buffer	Wp_Bare-root, hand planted	Ac	\$2,661.53
Saunders	391	Riparian Forest Buffer	Bare-root, machine planted	Ac	\$1,745.29
Saunders	391	Riparian Forest Buffer	HU-Bare-root, machine planted	Ac	\$2,094.35
Saunders	391	Riparian Forest Buffer	Pr_Bare-root, machine planted	Ac	\$2,094.35
Saunders	391	Riparian Forest Buffer	Wp_Bare-root, machine planted	Ac	\$1,745.29
Saunders	391	Riparian Forest Buffer	Bare-root, machine planted (FI)	Ac	\$1,781.18
Saunders	391	Riparian Forest Buffer	HU-Bare-root, machine planted (FI)	Ac	\$2,050.14
Saunders	391	Riparian Forest Buffer	Pr_Bare-root, machine planted (FI)	Ac	\$2,050.14
Saunders	391	Riparian Forest Buffer	Wp_Bare-root, machine planted (FI)	Ac	\$1,781.18
Saunders	391	Riparian Forest Buffer	Cuttings	Ac	\$4,968.73
Saunders	391	Riparian Forest Buffer	HU-Cuttings	Ac	\$5,962.48
Saunders	391	Riparian Forest Buffer	Pr_Cuttings	Ac	\$5,962.48
Saunders	391	Riparian Forest Buffer	Wp_Cuttings	Ac	\$4,968.73
Saunders	391	Riparian Forest Buffer	Direct Seeding (FI)	Ac	\$1,452.85
Saunders	391	Riparian Forest Buffer	HU-Direct Seeding (FI)	Ac	\$1,656.66
Saunders	391	Riparian Forest Buffer	Pr_Direct Seeding (FI)	Ac	\$1,656.66
Saunders	391	Riparian Forest Buffer	Wp_Direct Seeding (FI)	Ac	\$1,452.85
Saunders	391	Riparian Forest Buffer	Seeding	Ac	\$346.17
Saunders	391	Riparian Forest Buffer	HU-Seeding	Ac	\$415.41
Saunders	391	Riparian Forest Buffer	Pr_Seeding	Ac	\$415.41
Saunders	391	Riparian Forest Buffer	Wp_Seeding	Ac	\$346.17
Saunders	391	Riparian Forest Buffer	Small container, machine planted (FI)	Ac	\$2,717.47
Saunders	391	Riparian Forest Buffer	HU-Small container, machine planted (FI)	Ac	\$3,173.68
Saunders	391	Riparian Forest Buffer	Pr_Small container, machine planted (FI)	Ac	\$3,173.68
Saunders	391	Riparian Forest Buffer	Wp_Small container, machine planted (FI)	Ac	\$2,717.47
Saunders	393	Filter Strip	Introduced Species	Ac	\$182.98
Saunders	393	Filter Strip	HU-Introduced Species	Ac	\$219.57

County	Code	Practice	Component	Units	Unit Cost
Saunders	393	Filter Strip	Pr_Introduced Species	Ac	\$219.57
Saunders	393	Filter Strip	Wp_Introduced Species	Ac	\$182.98
Saunders	393	Filter Strip	Introduced Species, Foregone Income	Ac	\$521.28
Saunders	393	Filter Strip	HU-Introduced Species, Foregone Income	Ac	\$557.88
Saunders	393	Filter Strip	Pr_Introduced Species, Foregone Income	Ac	\$557.88
Saunders	393	Filter Strip	Wp_Introduced Species, Foregone Income	Ac	\$521.28
Saunders	393	Filter Strip	Native Species	Ac	\$253.07
Saunders	393	Filter Strip	HU-Native Species	Ac	\$303.69
Saunders	393	Filter Strip	Pr_Native Species	Ac	\$303.69
Saunders	393	Filter Strip	Wp_Native Species	Ac	\$253.07
Saunders	393	Filter Strip	Native Species with Moderate Grading	Ac	\$1,267.12
Saunders	393	Filter Strip	HU-Native Species with Moderate Grading	Ac	\$1,520.55
Saunders	393	Filter Strip	Pr_Native Species with Moderate Grading	Ac	\$1,520.55
Saunders	393	Filter Strip	Wp_Native Species with Moderate Grading	Ac	\$1,267.12
Saunders	393	Filter Strip	Native Species with Moderate Grading, Foregone Income	Ac	\$1,605.43
Saunders	393	Filter Strip	HU-Native Species with Moderate Grading, Foregone Income	Ac	\$1,858.86
Saunders	393	Filter Strip	Pr_Native Species with Moderate Grading, Foregone Income	Ac	\$1,858.86
Saunders	393	Filter Strip	Wp_Native Species with Moderate Grading, Foregone Income	Ac	\$1,605.43
Saunders	393	Filter Strip	Native Species, Foregone Income	Ac	\$591.38
Saunders	393	Filter Strip	HU-Native Species, Foregone Income	Ac	\$642.00
Saunders	393	Filter Strip	Pr_Native Species, Foregone Income	Ac	\$642.00
Saunders	393	Filter Strip	Wp_Native Species, Foregone Income	Ac	\$591.38
Saunders	394	Firebreak	Bare Soil, Bladed or Disked, Greater Than or Equal to 30 Feet	Ft	\$3.79
Saunders	394	Firebreak	HU-Bare Soil, Bladed or Disked, Greater Than or Equal to 30 Feet	Ft	\$4.55
Saunders	394	Firebreak	Bare Soil, Bladed or Disked, Less Than or Equal to 15 Percent Slope	Ft	\$0.13
Saunders	394	Firebreak	HU-Bare Soil, Bladed or Disked, Less Than or Equal to 15 Percent Slope	Ft	\$0.16
Saunders	394	Firebreak	Permanent Vegetation, 30 Feet	Ft	\$0.37

County	Code	Practice	Component	Units	Unit Cost
Saunders	394	Firebreak	HU-Permanent Vegetation, 30 Feet	Ft	\$0.46
Saunders	394	Firebreak	Vegetation with Bush Hog, 30 Feet	Ft	\$0.15
Saunders	394	Firebreak	HU-Vegetation with Bush Hog, 30 Feet	Ft	\$0.18
Saunders	394	Firebreak	Vegetation, 5 to 45 Percent Slope	Ft	\$0.90
Saunders	394	Firebreak	HU-Vegetation, 5 to 45 Percent Slope	Ft	\$1.07
Saunders	395	Stream Habitat Improvement and Management	Fish Barrier	CuYd	\$7,084.70
Saunders	395	Stream Habitat Improvement and Management	HU-Fish Barrier	CuYd	\$8,501.63
Saunders	395	Stream Habitat Improvement and Management	Rock and Wood Structure	Ac	\$28,259.44
Saunders	395	Stream Habitat Improvement and Management	HU-Rock and Wood Structure	Ac	\$33,911.33
Saunders	395	Stream Habitat Improvement and Management	Rock Structure, Boulders Instream	Ac	\$15,680.33
Saunders	395	Stream Habitat Improvement and Management	HU-Rock Structure, Boulders Instream	Ac	\$18,816.40
Saunders	395	Stream Habitat Improvement and Management	Wood Structure, Root Wads, Instream	Ac	\$16,122.91
Saunders	395	Stream Habitat Improvement and Management	HU-Wood Structure, Root Wads, Instream	Ac	\$19,347.49
Saunders	396	Aquatic Organism Passage	Crossing, Low Water	CuYd	\$210.74
Saunders	396	Aquatic Organism Passage	HU-Crossing, Low Water	CuYd	\$252.89
Saunders	396	Aquatic Organism Passage	Culvert, Corrugated Metal Pipe	No	\$9,333.20
Saunders	396	Aquatic Organism Passage	HU-Culvert, Corrugated Metal Pipe	No	\$11,199.84
Saunders	396	Aquatic Organism Passage	Fishway, Nature-Like	Ac	\$38,274.50
Saunders	396	Aquatic Organism Passage	HU-Fishway, Nature-Like	Ac	\$45,929.39
Saunders	396	Aquatic Organism Passage	Removal, Passage Barriers	CuYd	\$35.28
Saunders	396	Aquatic Organism Passage	HU-Removal, Passage Barriers	CuYd	\$42.33
Saunders	399	Fishpond Management	Depth Management	Ac	\$6,860.56
Saunders	399	Fishpond Management	HU-Depth Management	Ac	\$8,232.66
Saunders	399	Fishpond Management	Structure, Habitat	Ac	\$1,031.66
Saunders	399	Fishpond Management	HU-Structure, Habitat	Ac	\$1,237.98
Saunders	399	Fishpond Management	Vegetation, Native	Ac	\$931.02
Saunders	399	Fishpond Management	HU-Vegetation, Native	Ac	\$1,117.22

County	Code	Practice	Component	Units	Unit Cost
Saunders	402	Dam	Pipe, Spillway	CuYd	\$5.61
Saunders	402	Dam	HU-Pipe, Spillway	CuYd	\$6.73
Saunders	410	Grade Stabilization Structure	Chute Structure, Concrete Block	SqFt	\$7.29
Saunders	410	Grade Stabilization Structure	HU-Chute Structure, Concrete Block	SqFt	\$8.76
Saunders	410	Grade Stabilization Structure	Chute Structure, Rock	CuYd	\$127.05
Saunders	410	Grade Stabilization Structure	HU-Chute Structure, Rock	CuYd	\$152.46
Saunders	410	Grade Stabilization Structure	Dam and Spillway, Rehabilitation	DialnFt	\$12.15
Saunders	410	Grade Stabilization Structure	HU-Dam and Spillway, Rehabilitation	DialnFt	\$14.58
Saunders	410	Grade Stabilization Structure	Drop Structure, Box	CuYd	\$1,015.21
Saunders	410	Grade Stabilization Structure	HU-Drop Structure, Box	CuYd	\$1,218.25
Saunders	410	Grade Stabilization Structure	Drop Structure, Concrete Block Mat	SqFt	\$8.09
Saunders	410	Grade Stabilization Structure	HU-Drop Structure, Concrete Block Mat	SqFt	\$9.71
Saunders	410	Grade Stabilization Structure	Drop Structure, Gabion Mattress	CuYd	\$178.74
Saunders	410	Grade Stabilization Structure	HU-Drop Structure, Gabion Mattress	CuYd	\$214.49
Saunders	410	Grade Stabilization Structure	Drop Structure, Metal	SqFt	\$54.73
Saunders	410	Grade Stabilization Structure	HU-Drop Structure, Metal	SqFt	\$65.67
Saunders	410	Grade Stabilization Structure	Drop Structure, Precast Modular Blocks	CuYd	\$403.06
Saunders	410	Grade Stabilization Structure	HU-Drop Structure, Precast Modular Blocks	CuYd	\$483.68
Saunders	410	Grade Stabilization Structure	Drop Structure, Weir	SqFt	\$124.98
Saunders	410	Grade Stabilization Structure	HU-Drop Structure, Weir	SqFt	\$149.98
Saunders	410	Grade Stabilization Structure	Drop Structure, Weir with Sheet Pile	SqFt	\$61.51
Saunders	410	Grade Stabilization Structure	HU-Drop Structure, Weir with Sheet Pile	SqFt	\$73.81
Saunders	410	Grade Stabilization Structure	Embankment, No Spillway Pipe	CuYd	\$4.63
Saunders	410	Grade Stabilization Structure	HU-Embankment, No Spillway Pipe	CuYd	\$5.56
Saunders	410	Grade Stabilization Structure	Embankment, Pipe <24 inch	CuYd	\$5.76
Saunders	410	Grade Stabilization Structure	HU-Embankment, Pipe <24 inch	CuYd	\$6.92
Saunders	410	Grade Stabilization Structure	Embankment, Pipe >=24 inch	CuYd	\$4.76

County	Code	Practice	Component	Units	Unit Cost
Saunders	410	Grade Stabilization Structure	HU-Embankment, Pipe >=24 inch	CuYd	\$5.71
Saunders	410	Grade Stabilization Structure	Embankment, Soil Treatment	CuYd	\$9.28
Saunders	410	Grade Stabilization Structure	HU-Embankment, Soil Treatment	CuYd	\$11.14
Saunders	410	Grade Stabilization Structure	Pipe Drop, Corrugated Metal Pipe	SqFt	\$20.39
Saunders	410	Grade Stabilization Structure	HU-Pipe Drop, Corrugated Metal Pipe	SqFt	\$24.47
Saunders	410	Grade Stabilization Structure	Pipe Drop, Plastic	SqFt	\$58.57
Saunders	410	Grade Stabilization Structure	HU-Pipe Drop, Plastic	SqFt	\$70.29
Saunders	410	Grade Stabilization Structure	Pipe Drop, Steel	SqFt	\$15.81
Saunders	410	Grade Stabilization Structure	HU-Pipe Drop, Steel	SqFt	\$18.97
Saunders	410	Grade Stabilization Structure	Pipe, 8 to 12 Inch	CuYd	\$5.99
Saunders	410	Grade Stabilization Structure	HU-Pipe, 8 to 12 Inch	CuYd	\$7.19
Saunders	410	Grade Stabilization Structure	Pipe, Greater Than 12 Inch	CuYd	\$8.32
Saunders	410	Grade Stabilization Structure	HU-Pipe, Greater Than 12 Inch	CuYd	\$9.99
Saunders	410	Grade Stabilization Structure	Pipe, Less Than or Equal to 6 Inch	CuYd	\$4.95
Saunders	410	Grade Stabilization Structure	HU-Pipe, Less Than or Equal to 6 Inch	CuYd	\$5.95
Saunders	410	Grade Stabilization Structure	Rock Drop	SqFt	\$85.80
Saunders	410	Grade Stabilization Structure	HU-Rock Drop	SqFt	\$102.96
Saunders	412	Grassed Waterway	Waterway with Side Dikes or Checks	Ac	\$5,799.25
Saunders	412	Grassed Waterway	HU-Waterway with Side Dikes or Checks	Ac	\$6,959.10
Saunders	412	Grassed Waterway	Wp_Waterway with Side Dikes or Checks	Ac	\$5,799.25
Saunders	412	Grassed Waterway	Waterway, 25 to 50 ft2	Ac	\$4,533.82
Saunders	412	Grassed Waterway	HU-Waterway, 25 to 50 ft2	Ac	\$5,440.58
Saunders	412	Grassed Waterway	Wp_Waterway, 25 to 50 ft2	Ac	\$4,533.82
Saunders	412	Grassed Waterway	Waterway, 50 to 100 ft2	Ac	\$5,499.38
Saunders	412	Grassed Waterway	HU-Waterway, 50 to 100 ft2	Ac	\$6,599.26
Saunders	412	Grassed Waterway	Wp_Waterway, 50 to 100 ft2	Ac	\$5,499.38
Saunders	412	Grassed Waterway	Waterway, Crop Season Construction	Ac	\$4,872.12

County	Code	Practice	Component	Units	Unit Cost
Saunders	412	Grassed Waterway	HU-Waterway, Crop Season Construction	Ac	\$5,778.89
Saunders	412	Grassed Waterway	Wp_Waterway, Crop Season Construction	Ac	\$4,872.12
Saunders	412	Grassed Waterway	Waterway, high excavation volume per acre	CuYd	\$3.09
Saunders	412	Grassed Waterway	HU-Waterway, high excavation volume per acre	CuYd	\$3.71
Saunders	412	Grassed Waterway	Wp_Waterway, high excavation volume per acre	CuYd	\$3.09
Saunders	412	Grassed Waterway	Waterway, less than 25 ft2	Ac	\$3,758.44
Saunders	412	Grassed Waterway	HU-Waterway, less than 25 ft2	Ac	\$4,510.12
Saunders	412	Grassed Waterway	Wp_Waterway, less than 25 ft2	Ac	\$3,758.44
Saunders	420	Wildlife Habitat Planting	High Species Diversity on Cropland with Foregone Income	Ac	\$1,037.08
Saunders	420	Wildlife Habitat Planting	HU-High Species Diversity on Cropland with Foregone Income	Ac	\$1,170.18
Saunders	420	Wildlife Habitat Planting	Pr_High Species Diversity on Cropland with Foregone Income	Ac	\$1,170.18
Saunders	420	Wildlife Habitat Planting	High Species Diversity on Fallow or Non-Cropland, no Foregone Income	Ac	\$534.17
Saunders	420	Wildlife Habitat Planting	HU-High Species Diversity on Fallow or Non-Cropland, no Foregone Income	Ac	\$641.00
Saunders	420	Wildlife Habitat Planting	Pr_High Species Diversity on Fallow or Non-Cropland, no Foregone Income	Ac	\$641.00
Saunders	420	Wildlife Habitat Planting	Low Species Diversity on Cropland with Foregone Income	Ac	\$701.53
Saunders	420	Wildlife Habitat Planting	HU-Low Species Diversity on Cropland with Foregone Income	Ac	\$767.52
Saunders	420	Wildlife Habitat Planting	Pr_Low Species Diversity on Cropland with Foregone Income	Ac	\$767.52
Saunders	420	Wildlife Habitat Planting	Low Species Diversity on Non-Cropland, no Foregone Income	Ac	\$272.09
Saunders	420	Wildlife Habitat Planting	HU-Low Species Diversity on Non-Cropland, no Foregone Income	Ac	\$326.51
Saunders	420	Wildlife Habitat Planting	Pr_Low Species Diversity on Non-Cropland, no Foregone Income	Ac	\$326.51
Saunders	420	Wildlife Habitat Planting	Specialized Habitat Requirements on Cropland with Foregone Income	Ac	\$1,526.07
Saunders	420	Wildlife Habitat Planting	HU-Specialized Habitat Requirements on Cropland with Foregone Income	Ac	\$1,756.98
Saunders	420	Wildlife Habitat Planting	Pr_Specialized Habitat Requirements on Cropland with Foregone Income	Ac	\$1,756.98
Saunders	420	Wildlife Habitat Planting	Specialized Habitat Requirements on Non-Cropland, no Foregone Income	Ac	\$1,170.11
Saunders	420	Wildlife Habitat Planting	HU-Specialized Habitat Requirements on Non-Cropland, no Foregone Income	Ac	\$1,404.12
Saunders	420	Wildlife Habitat Planting	Pr_Specialized Habitat Requirements on Non-Cropland, no Foregone Income	Ac	\$1,404.12
Saunders	420	Wildlife Habitat Planting	Very Small Acreage (<.5 ac) Planting with Seedlings	SqFt	\$0.53

County	Code	Practice	Component	Units	Unit Cost
Saunders	420	Wildlife Habitat Planting	HU-Very Small Acreage (<.5 ac) Planting with Seedlings	SqFt	\$0.64
Saunders	420	Wildlife Habitat Planting	Pr_Very Small Acreage (<.5 ac) Planting with Seedlings	SqFt	\$0.64
Saunders	422	Hedgerow Planting	Bareroot, machine plant (FI)	Ft	\$1.07
Saunders	422	Hedgerow Planting	HU-Bareroot, machine plant (FI)	Ft	\$1.24
Saunders	422	Hedgerow Planting	Container, Machine Plant (FI)	Ft	\$1.20
Saunders	422	Hedgerow Planting	HU-Container, Machine Plant (FI)	Ft	\$1.41
Saunders	422	Hedgerow Planting	Contour	Ft	\$3.37
Saunders	422	Hedgerow Planting	HU-Contour	Ft	\$4.04
Saunders	422	Hedgerow Planting	Contour, exotic grass	Ft	\$3.67
Saunders	422	Hedgerow Planting	HU-Contour, exotic grass	Ft	\$4.40
Saunders	422	Hedgerow Planting	Pollinator Habitat	Ft	\$3.41
Saunders	422	Hedgerow Planting	HU-Pollinator Habitat	Ft	\$4.09
Saunders	422	Hedgerow Planting	Wildlife Cool Season	Ft	\$3.37
Saunders	422	Hedgerow Planting	HU-Wildlife Cool Season	Ft	\$4.03
Saunders	422	Hedgerow Planting	Wildlife machine plant	Ft	\$0.65
Saunders	422	Hedgerow Planting	HU-Wildlife machine plant	Ft	\$0.78
Saunders	422	Hedgerow Planting	Wildlife, Warm Season Grass	Ft	\$3.48
Saunders	422	Hedgerow Planting	HU-Wildlife, Warm Season Grass	Ft	\$4.18
Saunders	428	Irrigation Ditch Lining	Concrete Lining	SqYd	\$17.61
Saunders	428	Irrigation Ditch Lining	HU-Concrete Lining	SqYd	\$21.13
Saunders	428	Irrigation Ditch Lining	Flexible Lining	SqYd	\$8.71
Saunders	428	Irrigation Ditch Lining	HU-Flexible Lining	SqYd	\$10.45
Saunders	430	Irrigation Pipeline	Boring, by the pound, small scale	Lb	\$125.01
Saunders	430	Irrigation Pipeline	HU-Boring, by the pound, small scale	Lb	\$187.52
Saunders	430	Irrigation Pipeline	Wp_Boring, by the pound, small scale	Lb	\$125.01
Saunders	430	Irrigation Pipeline	HDPE (Iron Pipe Size and Tubing), less than or equal to 2 inch, Small Scale, No Joint Fusing	Lb	\$12.83

County	Code	Practice	Component	Units	Unit Cost
Saunders	430	Irrigation Pipeline	HU-HDPE (Iron Pipe Size and Tubing), less than or equal to 2 inch, Small Scale, No Joint Fusing	Lb	\$19.24
Saunders	430	Irrigation Pipeline	Wp_HDPE (Iron Pipe Size and Tubing), less than or equal to 2 inch, Small Scale, No Joint Fusing	Lb	\$12.83
Saunders	430	Irrigation Pipeline	HDPE, by the pound	Lb	\$2.31
Saunders	430	Irrigation Pipeline	HU-HDPE, by the pound	Lb	\$3.45
Saunders	430	Irrigation Pipeline	Wp_HDPE, by the pound	Lb	\$2.31
Saunders	430	Irrigation Pipeline	PVC (Iron Pipe Size), less than or equal to 4 inch, Small Scale System	Lnft	\$5.40
Saunders	430	Irrigation Pipeline	HU-PVC (Iron Pipe Size), less than or equal to 4 inch, Small Scale System	Lnft	\$8.10
Saunders	430	Irrigation Pipeline	Wp_PVC (Iron Pipe Size), less than or equal to 4 inch, Small Scale System	Lnft	\$5.40
Saunders	430	Irrigation Pipeline	PVC, 10-in by the foot	Ft	\$8.66
Saunders	430	Irrigation Pipeline	HU-PVC, 10-in by the foot	Ft	\$12.98
Saunders	430	Irrigation Pipeline	Wp_PVC, 10-in by the foot	Ft	\$8.66
Saunders	430	Irrigation Pipeline	PVC, by pound, boring	Lb	\$4.91
Saunders	430	Irrigation Pipeline	HU-PVC, by pound, boring	Lb	\$7.36
Saunders	430	Irrigation Pipeline	Wp_PVC, by pound, boring	Lb	\$4.91
Saunders	430	Irrigation Pipeline	PVC, by the pound	Lb	\$2.91
Saunders	430	Irrigation Pipeline	HU-PVC, by the pound	Lb	\$4.38
Saunders	430	Irrigation Pipeline	Wp_PVC, by the pound	Lb	\$2.91
Saunders	430	Irrigation Pipeline	Surface HDPE (Iron Pipe Size and Tubing), less than or equal to 2 inch, Small Scale	Lb	\$5.98
Saunders	430	Irrigation Pipeline	HU-Surface HDPE (Iron Pipe Size and Tubing), less than or equal to 2 inch, Small Scale	Lb	\$8.96
Saunders	430	Irrigation Pipeline	Wp_Surface HDPE (Iron Pipe Size and Tubing), less than or equal to 2 inch, Small Scale	Lb	\$5.98
Saunders	432	Dry Hydrant	PVC	No	\$4,366.11
Saunders	432	Dry Hydrant	HU-PVC	No	\$5,239.33
Saunders	436	Irrigation Reservoir	Embankment Dam	CuYd	\$3.06
Saunders	436	Irrigation Reservoir	HU-Embankment Dam	CuYd	\$4.60

County	Code	Practice	Component	Units	Unit Cost
Saunders	436	Irrigation Reservoir	Embankment Reservoir > 30 Acre-Feet	CuYd	\$2.31
Saunders	436	Irrigation Reservoir	HU-Embankment Reservoir > 30 Acre-Feet	CuYd	\$3.46
Saunders	436	Irrigation Reservoir	Excavated Tailwater Pit	CuYd	\$1.37
Saunders	436	Irrigation Reservoir	HU-Excavated Tailwater Pit	CuYd	\$2.05
Saunders	436	Irrigation Reservoir	Plastic tank, less than or equal to 1,000 gallons	Gal	\$1.30
Saunders	436	Irrigation Reservoir	HU-Plastic tank, less than or equal to 1,000 gallons	Gal	\$1.96
Saunders	441	Irrigation System, Microirrigation	SDI (Subsurface Drip Irrigation)	Ac	\$1,328.60
Saunders	441	Irrigation System, Microirrigation	HU-SDI (Subsurface Drip Irrigation)	Ac	\$1,992.89
Saunders	441	Irrigation System, Microirrigation	Wp_SD I (Subsurface Drip Irrigation)	Ac	\$1,328.60
Saunders	441	Irrigation System, Microirrigation	Small Microirrigation System	SqFt	\$0.66
Saunders	441	Irrigation System, Microirrigation	HU-Small Microirrigation System	SqFt	\$0.98
Saunders	441	Irrigation System, Microirrigation	Wp_Small Microirrigation System	SqFt	\$0.66
Saunders	441	Irrigation System, Microirrigation	Surface PE, with emitters, high tunnel	SqFt	\$0.61
Saunders	441	Irrigation System, Microirrigation	HU-Surface PE, with emitters, high tunnel	SqFt	\$0.91
Saunders	441	Irrigation System, Microirrigation	Wp_Surface PE, with emitters, high tunnel	SqFt	\$0.61
Saunders	441	Irrigation System, Microirrigation	Surface PE, with emitters, trees and shrubs	No	\$2.02
Saunders	441	Irrigation System, Microirrigation	HU-Surface PE, with emitters, trees and shrubs	No	\$3.03
Saunders	441	Irrigation System, Microirrigation	Wp_Surface PE, with emitters, trees and shrubs	No	\$2.02
Saunders	441	Irrigation System, Microirrigation	Surface Tape <5 acres	Ac	\$2,529.43
Saunders	441	Irrigation System, Microirrigation	HU-Surface Tape <5 acres	Ac	\$3,794.13
Saunders	441	Irrigation System, Microirrigation	Wp_Surface Tape <5 acres	Ac	\$2,529.43
Saunders	442	Sprinkler System	Gravity to Pivot Conversion	Ft	\$46.00
Saunders	442	Sprinkler System	HU-Gravity to Pivot Conversion	Ft	\$68.99
Saunders	442	Sprinkler System	Wp_Gravity to Pivot Conversion	Ft	\$46.00
Saunders	442	Sprinkler System	Gravity to Pivot Conversion with VRI	Ft	\$69.58
Saunders	442	Sprinkler System	HU-Gravity to Pivot Conversion with VRI	Ft	\$104.37
Saunders	442	Sprinkler System	Wp_Gravity to Pivot Conversion with VRI	Ft	\$69.58

County	Code	Practice	Component	Units	Unit Cost
Saunders	442	Sprinkler System	Linear Move System	Ft	\$72.64
Saunders	442	Sprinkler System	HU-Linear Move System	Ft	\$108.97
Saunders	442	Sprinkler System	Wp_Linear Move System	Ft	\$72.64
Saunders	442	Sprinkler System	Mobile Drip Irrigation Retrofit, Center Pivot	Lnft	\$9.60
Saunders	442	Sprinkler System	HU-Mobile Drip Irrigation Retrofit, Center Pivot	Lnft	\$14.40
Saunders	442	Sprinkler System	Wp_Mobile Drip Irrigation Retrofit, Center Pivot	Lnft	\$9.60
Saunders	442	Sprinkler System	Small Solid Set, Above Ground Laterals	Ac	\$1,821.30
Saunders	442	Sprinkler System	HU-Small Solid Set, Above Ground Laterals	Ac	\$2,731.96
Saunders	442	Sprinkler System	Wp_Small Solid Set, Above Ground Laterals	Ac	\$1,821.30
Saunders	442	Sprinkler System	System Renovation, Renozzle with Drops	No	\$19.49
Saunders	442	Sprinkler System	HU-System Renovation, Renozzle with Drops	No	\$29.22
Saunders	442	Sprinkler System	Wp_System Renovation, Renozzle with Drops	No	\$19.49
Saunders	442	Sprinkler System	VRI System Retrofit Zone	Ft	\$25.33
Saunders	442	Sprinkler System	HU-VRI System Retrofit Zone	Ft	\$38.00
Saunders	442	Sprinkler System	Wp_VRI System Retrofit Zone	Ft	\$25.33
Saunders	443	Irrigation System, Surface and Subsurface	Aluminum Gated Pipe	Ac	\$158.81
Saunders	443	Irrigation System, Surface and Subsurface	HU-Aluminum Gated Pipe	Ac	\$238.21
Saunders	443	Irrigation System, Surface and Subsurface	Nutrient Film Technique (NFT)	SqFt	\$5.51
Saunders	443	Irrigation System, Surface and Subsurface	HU-Nutrient Film Technique (NFT)	SqFt	\$8.27
Saunders	443	Irrigation System, Surface and Subsurface	Polyvinyl Chloride (PVC) Gated Pipe	Ac	\$82.86
Saunders	443	Irrigation System, Surface and Subsurface	HU-Polyvinyl Chloride (PVC) Gated Pipe	Ac	\$124.29
Saunders	443	Irrigation System, Surface and Subsurface	Surge Valve & Controller	No	\$1,616.83
Saunders	443	Irrigation System, Surface and Subsurface	HU-Surge Valve & Controller	No	\$2,425.25
Saunders	447	Irrigation and Drainage Tailwater Recovery	Delta Tail Water Pit	CuYd	\$1.53
Saunders	447	Irrigation and Drainage Tailwater Recovery	HU-Delta Tail Water Pit	CuYd	\$1.83
Saunders	447	Irrigation and Drainage Tailwater Recovery	Drainage Water Recycling	Lnft	\$23.94
Saunders	447	Irrigation and Drainage Tailwater Recovery	HU-Drainage Water Recycling	Lnft	\$28.73

County	Code	Practice	Component	Units	Unit Cost
Saunders	447	Irrigation and Drainage Tailwater Recovery	Tailwater Collection Structure	InFt	\$3.80
Saunders	447	Irrigation and Drainage Tailwater Recovery	HU-Tailwater Collection Structure	InFt	\$4.56
Saunders	449	Irrigation Water Management	Basic IWM < 1 acre	No	\$877.06
Saunders	449	Irrigation Water Management	HU-Basic IWM < 1 acre	No	\$1,052.48
Saunders	449	Irrigation Water Management	Wp_Basic IWM < 1 acre	No	\$1,052.48
Saunders	449	Irrigation Water Management	Consulatant Based IWM No Equipment	No	\$584.71
Saunders	449	Irrigation Water Management	HU-Consulatant Based IWM No Equipment	No	\$701.65
Saunders	449	Irrigation Water Management	Wp_Consulatant Based IWM No Equipment	No	\$701.65
Saunders	449	Irrigation Water Management	IWM w weather station	No	\$4,764.25
Saunders	449	Irrigation Water Management	HU-IWM w weather station	No	\$5,717.10
Saunders	449	Irrigation Water Management	Wp_IWM w weather station	No	\$5,717.10
Saunders	449	Irrigation Water Management	IWM, Advanced Technique	No	\$2,504.61
Saunders	449	Irrigation Water Management	HU-IWM, Advanced Technique	No	\$3,005.53
Saunders	449	Irrigation Water Management	Wp_IWM, Advanced Technique	No	\$3,005.53
Saunders	449	Irrigation Water Management	IWM, Advanced Technique Incorporating Precision Irrigation	No	\$3,995.68
Saunders	449	Irrigation Water Management	HU-IWM, Advanced Technique Incorporating Precision Irrigation	No	\$4,794.81
Saunders	449	Irrigation Water Management	Wp_IWM, Advanced Technique Incorporating Precision Irrigation	No	\$4,794.81
Saunders	449	Irrigation Water Management	IWM, Basic Technique	Ac	\$5.34
Saunders	449	Irrigation Water Management	HU-IWM, Basic Technique	Ac	\$6.41
Saunders	449	Irrigation Water Management	Wp_IWM, Basic Technique	Ac	\$6.41
Saunders	449	Irrigation Water Management	IWM, Intermediate Technique, 1st year	No	\$1,631.13
Saunders	449	Irrigation Water Management	HU-IWM, Intermediate Technique, 1st year	No	\$1,957.35
Saunders	449	Irrigation Water Management	Wp_IWM, Intermediate Technique, 1st year	No	\$1,957.35
Saunders	449	Irrigation Water Management	IWM, Intermediate Technique, Subsequent Years	Ac	\$7.11
Saunders	449	Irrigation Water Management	HU-IWM, Intermediate Technique, Subsequent Years	Ac	\$8.52
Saunders	449	Irrigation Water Management	Wp_IWM, Intermediate Technique, Subsequent Years	Ac	\$8.52
Saunders	450	Anionic Polyacrylamide (PAM) Application	PAM Application	Lb	\$3.62

County	Code	Practice	Component	Units	Unit Cost
Saunders	450	Anionic Polyacrylamide (PAM) Application	HU-PAM Application	Lb	\$4.35
Saunders	460	Land Clearing	Heavy Equipment	Ac	\$905.06
Saunders	460	Land Clearing	HU-Heavy Equipment	Ac	\$1,086.08
Saunders	460	Land Clearing	Non-Heavy Equipment	Ac	\$917.09
Saunders	460	Land Clearing	HU-Non-Heavy Equipment	Ac	\$1,100.51
Saunders	462	Precision Land Forming and Smoothing	Heavy Shaping	Ac	\$1,267.69
Saunders	462	Precision Land Forming and Smoothing	HU-Heavy Shaping	Ac	\$1,521.22
Saunders	462	Precision Land Forming and Smoothing	Land Forming	Ac	\$938.53
Saunders	462	Precision Land Forming and Smoothing	HU-Land Forming	Ac	\$1,126.23
Saunders	462	Precision Land Forming and Smoothing	Minor Shaping	Ac	\$612.68
Saunders	462	Precision Land Forming and Smoothing	HU-Minor Shaping	Ac	\$735.21
Saunders	462	Precision Land Forming and Smoothing	Minor Shaping - Field Scale	Ac	\$80.53
Saunders	462	Precision Land Forming and Smoothing	HU-Minor Shaping - Field Scale	Ac	\$96.64
Saunders	462	Precision Land Forming and Smoothing	Site Stabilization	CuYd	\$2.04
Saunders	462	Precision Land Forming and Smoothing	HU-Site Stabilization	CuYd	\$2.46
Saunders	462	Precision Land Forming and Smoothing	Terrace Removal	Ft	\$0.65
Saunders	462	Precision Land Forming and Smoothing	HU-Terrace Removal	Ft	\$0.78
Saunders	464	Irrigation Land Leveling	Irrigation Land Leveling	CuYd	\$1.96
Saunders	464	Irrigation Land Leveling	HU-Irrigation Land Leveling	CuYd	\$2.36
Saunders	464	Irrigation Land Leveling	Small Scale Irrigation Land Leveling	Ac	\$927.02
Saunders	464	Irrigation Land Leveling	HU-Small Scale Irrigation Land Leveling	Ac	\$1,112.43
Saunders	468	Lined Waterway or Outlet	Articulated Concrete Block	SqFt	\$9.41
Saunders	468	Lined Waterway or Outlet	HU-Articulated Concrete Block	SqFt	\$11.30
Saunders	468	Lined Waterway or Outlet	Concrete - NP Reg 1	SqFt	\$7.48
Saunders	468	Lined Waterway or Outlet	HU-Concrete - NP Reg 1	SqFt	\$8.98
Saunders	468	Lined Waterway or Outlet	Concrete Block	SqFt	\$5.92
Saunders	468	Lined Waterway or Outlet	HU-Concrete Block	SqFt	\$7.10

County	Code	Practice	Component	Units	Unit Cost
Saunders	468	Lined Waterway or Outlet	Rock Lined, 12 inch	SqFt	\$5.83
Saunders	468	Lined Waterway or Outlet	HU-Rock Lined, 12 inch	SqFt	\$7.01
Saunders	468	Lined Waterway or Outlet	Rock Lined, 24 in	SqFt	\$12.42
Saunders	468	Lined Waterway or Outlet	HU-Rock Lined, 24 in	SqFt	\$14.90
Saunders	468	Lined Waterway or Outlet	Splash Pad	SqFt	\$9.42
Saunders	468	Lined Waterway or Outlet	HU-Splash Pad	SqFt	\$11.32
Saunders	468	Lined Waterway or Outlet	Turf Reinforced Matting	SqFt	\$1.00
Saunders	468	Lined Waterway or Outlet	HU-Turf Reinforced Matting	SqFt	\$1.20
Saunders	468	Lined Waterway or Outlet	Turf Reinforced Matting, Moderate Stress	SqFt	\$2.35
Saunders	468	Lined Waterway or Outlet	HU-Turf Reinforced Matting, Moderate Stress	SqFt	\$2.82
Saunders	472	Access Control	Animal exclusion from sensitive areas	Ft	\$0.15
Saunders	472	Access Control	HU-Animal exclusion from sensitive areas	Ft	\$0.18
Saunders	472	Access Control	Pr_Animal exclusion from sensitive areas	Ft	\$0.18
Saunders	472	Access Control	Animal exclusion from sensitive areas (FI)	Ac	\$46.06
Saunders	472	Access Control	HU-Animal exclusion from sensitive areas (FI)	Ac	\$46.53
Saunders	472	Access Control	Pr_Animal exclusion from sensitive areas (FI)	Ac	\$46.53
Saunders	472	Access Control	Trails/Roads Access Control	No	\$660.75
Saunders	472	Access Control	HU-Trails/Roads Access Control	No	\$792.90
Saunders	472	Access Control	Pr_Trails/Roads Access Control	No	\$792.90
Saunders	484	Mulching	Erosion Control Blanket	SqFt	\$0.24
Saunders	484	Mulching	HU-Erosion Control Blanket	SqFt	\$0.29
Saunders	484	Mulching	Hydromulch	Ac	\$940.58
Saunders	484	Mulching	HU-Hydromulch	Ac	\$1,128.69
Saunders	484	Mulching	Natural Material, Small Bale	SqFt	\$0.30
Saunders	484	Mulching	HU-Natural Material, Small Bale	SqFt	\$0.36
Saunders	484	Mulching	Natural Material, Temporary	Ac	\$435.63
Saunders	484	Mulching	HU-Natural Material, Temporary	Ac	\$522.75

County	Code	Practice	Component	Units	Unit Cost
Saunders	484	Mulching	Synthetic Material	Ac	\$2,766.31
Saunders	484	Mulching	HU-Synthetic Material	Ac	\$3,319.57
Saunders	484	Mulching	Woven Material, Roll	Ft	\$0.67
Saunders	484	Mulching	HU-Woven Material, Roll	Ft	\$0.80
Saunders	484	Mulching	Woven Material, Square	No	\$1.14
Saunders	484	Mulching	HU-Woven Material, Square	No	\$1.38
Saunders	490	Tree/Shrub Site Preparation	Mechanical, Medium	Ac	\$322.63
Saunders	490	Tree/Shrub Site Preparation	HU-Mechanical, Medium	Ac	\$387.16
Saunders	490	Tree/Shrub Site Preparation	Tree-Shrub Site Prep - small acreage	kSqFt	\$15.32
Saunders	490	Tree/Shrub Site Preparation	HU-Tree-Shrub Site Prep - small acreage	kSqFt	\$18.38
Saunders	490	Tree/Shrub Site Preparation	Windbreak - Site Preparation	Ac	\$482.07
Saunders	490	Tree/Shrub Site Preparation	HU-Windbreak - Site Preparation	Ac	\$578.49
Saunders	490	Tree/Shrub Site Preparation	Windbreak, chemical only	Ac	\$123.22
Saunders	490	Tree/Shrub Site Preparation	HU-Windbreak, chemical only	Ac	\$147.87
Saunders	490	Tree/Shrub Site Preparation	Windbreak/Shelterbelt Renovation - Heavy	Ac	\$8,522.60
Saunders	490	Tree/Shrub Site Preparation	HU-Windbreak/Shelterbelt Renovation - Heavy	Ac	\$10,227.12
Saunders	500	Obstruction Removal	Removal and Disposal of Brush and Trees <= 6 inch Diameter	Ac	\$1,280.37
Saunders	500	Obstruction Removal	HU-Removal and Disposal of Brush and Trees <= 6 inch Diameter	Ac	\$1,536.45
Saunders	500	Obstruction Removal	Removal and Disposal of Brush and Trees > 6 inch Diameter	Ac	\$2,240.91
Saunders	500	Obstruction Removal	HU-Removal and Disposal of Brush and Trees > 6 inch Diameter	Ac	\$2,689.08
Saunders	500	Obstruction Removal	Removal and Disposal of Fence, Feedlot	Ft	\$5.07
Saunders	500	Obstruction Removal	HU-Removal and Disposal of Fence, Feedlot	Ft	\$6.08
Saunders	500	Obstruction Removal	Removal and Disposal of Fence, landscape	Ft	\$1.23
Saunders	500	Obstruction Removal	HU-Removal and Disposal of Fence, landscape	Ft	\$1.49
Saunders	500	Obstruction Removal	Removal and disposal of heavy scattered debris	SqFt	\$1.22
Saunders	500	Obstruction Removal	HU-Removal and disposal of heavy scattered debris	SqFt	\$1.47
Saunders	500	Obstruction Removal	Removal and disposal of individual landscape structures	SqFt	\$10.86

County	Code	Practice	Component	Units	Unit Cost
Saunders	500	Obstruction Removal	HU-Removal and disposal of individual landscape structures	SqFt	\$13.03
Saunders	500	Obstruction Removal	Removal and disposal of light sand and flood sediment > 30 inches	Ac	\$3,898.56
Saunders	500	Obstruction Removal	HU-Removal and disposal of light sand and flood sediment > 30 inches	Ac	\$4,678.28
Saunders	500	Obstruction Removal	Removal and disposal of light sand and flood sediment 12-30 inches	Ac	\$2,713.13
Saunders	500	Obstruction Removal	HU-Removal and disposal of light sand and flood sediment 12-30 inches	Ac	\$3,255.75
Saunders	500	Obstruction Removal	Removal and disposal of light scattered debris	Ac	\$408.08
Saunders	500	Obstruction Removal	HU-Removal and disposal of light scattered debris	Ac	\$489.69
Saunders	500	Obstruction Removal	Removal and Disposal of Power Lines and Poles	Ft	\$3.55
Saunders	500	Obstruction Removal	HU-Removal and Disposal of Power Lines and Poles	Ft	\$4.26
Saunders	500	Obstruction Removal	Removal and Disposal of Rock and or Boulders	CuYd	\$118.80
Saunders	500	Obstruction Removal	HU-Removal and Disposal of Rock and or Boulders	CuYd	\$142.56
Saunders	500	Obstruction Removal	Removal and Disposal of Steel and or Concrete Structures	SqFt	\$11.76
Saunders	500	Obstruction Removal	HU-Removal and Disposal of Steel and or Concrete Structures	SqFt	\$14.12
Saunders	500	Obstruction Removal	Removal and Disposal of Wood Structures	SqFt	\$6.41
Saunders	500	Obstruction Removal	HU-Removal and Disposal of Wood Structures	SqFt	\$7.70
Saunders	511	Forage Harvest Management	Improved Forage Quality	Ac	\$4.24
Saunders	511	Forage Harvest Management	HU-Improved Forage Quality	Ac	\$5.08
Saunders	512	Pasture and Hay Planting	Bermuda Grass Establishment-Sprigging with fertilizer	Ac	\$168.68
Saunders	512	Pasture and Hay Planting	HU-Bermuda Grass Establishment-Sprigging with fertilizer	Ac	\$202.41
Saunders	512	Pasture and Hay Planting	Wp_Bermuda Grass Establishment-Sprigging with fertilizer	Ac	\$168.68
Saunders	512	Pasture and Hay Planting	Bermuda Grass Establishment-Sprigging with fertilizer and lime	Ac	\$228.94
Saunders	512	Pasture and Hay Planting	HU-Bermuda Grass Establishment-Sprigging with fertilizer and lime	Ac	\$274.72
Saunders	512	Pasture and Hay Planting	Wp_Bermuda Grass Establishment-Sprigging with fertilizer and lime	Ac	\$228.94
Saunders	512	Pasture and Hay Planting	Introduced Perennial & Native Grass Mix	Ac	\$107.78
Saunders	512	Pasture and Hay Planting	HU-Introduced Perennial & Native Grass Mix	Ac	\$129.33
Saunders	512	Pasture and Hay Planting	Wp_Introduced Perennial & Native Grass Mix	Ac	\$107.78
Saunders	512	Pasture and Hay Planting	Introduced Perennial & Native Grass Mix, foregone income	Ac	\$334.11

County	Code	Practice	Component	Units	Unit Cost
Saunders	512	Pasture and Hay Planting	HU-Introduced Perennial & Native Grass Mix, foregone income	Ac	\$355.66
Saunders	512	Pasture and Hay Planting	Wp_Introduced Perennial & Native Grass Mix, foregone income	Ac	\$334.11
Saunders	512	Pasture and Hay Planting	Introduced Perennial Grasses with lime application	Ac	\$130.02
Saunders	512	Pasture and Hay Planting	HU-Introduced Perennial Grasses with lime application	Ac	\$156.03
Saunders	512	Pasture and Hay Planting	Wp_Introduced Perennial Grasses with lime application	Ac	\$130.02
Saunders	512	Pasture and Hay Planting	Introduced Perennial Grasses-Legume	Ac	\$69.76
Saunders	512	Pasture and Hay Planting	HU-Introduced Perennial Grasses-Legume	Ac	\$83.72
Saunders	512	Pasture and Hay Planting	Wp_Introduced Perennial Grasses-Legume	Ac	\$69.76
Saunders	512	Pasture and Hay Planting	Introduced Perennial Grasses-Legume, foregone income	Ac	\$296.09
Saunders	512	Pasture and Hay Planting	HU-Introduced Perennial Grasses-Legume, foregone income	Ac	\$310.04
Saunders	512	Pasture and Hay Planting	Wp_Introduced Perennial Grasses-Legume, foregone income	Ac	\$296.09
Saunders	512	Pasture and Hay Planting	Native Perennial Grasses, multi species	Ac	\$152.62
Saunders	512	Pasture and Hay Planting	HU-Native Perennial Grasses, multi species	Ac	\$183.14
Saunders	512	Pasture and Hay Planting	Wp_Native Perennial Grasses, multi species	Ac	\$152.62
Saunders	512	Pasture and Hay Planting	Native Perennial Grasses, multi species, forgone income	Ac	\$378.95
Saunders	512	Pasture and Hay Planting	HU-Native Perennial Grasses, multi species, forgone income	Ac	\$409.47
Saunders	512	Pasture and Hay Planting	Wp_Native Perennial Grasses, multi species, forgone income	Ac	\$378.95
Saunders	516	Livestock Pipeline	Backhoe, 2 inch dia. or less	Ft	\$5.87
Saunders	516	Livestock Pipeline	HU-Backhoe, 2 inch dia. or less	Ft	\$7.04
Saunders	516	Livestock Pipeline	Boring, any diameter	Ft	\$69.69
Saunders	516	Livestock Pipeline	HU-Boring, any diameter	Ft	\$83.63
Saunders	516	Livestock Pipeline	HDPE (Iron Pipe Size and Tubing), Small Scale	Lb	\$53.48
Saunders	516	Livestock Pipeline	HU-HDPE (Iron Pipe Size and Tubing), Small Scale	Lb	\$64.17
Saunders	516	Livestock Pipeline	Rural Water Connection Equipment	No	\$4,499.36
Saunders	516	Livestock Pipeline	HU-Rural Water Connection Equipment	No	\$5,399.24
Saunders	516	Livestock Pipeline	Shallow or Above Ground Pipeline, any diameter	Ft	\$2.66
Saunders	516	Livestock Pipeline	HU-Shallow or Above Ground Pipeline, any diameter	Ft	\$3.20

County	Code	Practice	Component	Units	Unit Cost
Saunders	516	Livestock Pipeline	Standard Installation, 2 inch dia. or less (KS/NE)	Ft	\$2.70
Saunders	516	Livestock Pipeline	HU-Standard Installation, 2 inch dia. or less (KS/NE)	Ft	\$3.24
Saunders	516	Livestock Pipeline	Standard Installation, 2 inch dia. or less (ND-SD)	Ft	\$3.36
Saunders	516	Livestock Pipeline	HU-Standard Installation, 2 inch dia. or less (ND-SD)	Ft	\$4.02
Saunders	516	Livestock Pipeline	Standard Installation, greater than 2 inch dia.	Ft	\$4.08
Saunders	516	Livestock Pipeline	HU-Standard Installation, greater than 2 inch dia.	Ft	\$4.88
Saunders	516	Livestock Pipeline	Surface HDPE (Iron Pipe Size and Tubing), Small Scale	Lb	\$17.31
Saunders	516	Livestock Pipeline	HU-Surface HDPE (Iron Pipe Size and Tubing), Small Scale	Lb	\$20.77
Saunders	520	Pond Sealing or Lining, Compacted Soil Treatment	Material haul > 1 mile	CuYd	\$11.21
Saunders	520	Pond Sealing or Lining, Compacted Soil Treatment	HU- Material haul > 1 mile	CuYd	\$13.46
Saunders	520	Pond Sealing or Lining, Compacted Soil Treatment	Bentonite Treatment - Covered	CuYd	\$66.39
Saunders	520	Pond Sealing or Lining, Compacted Soil Treatment	HU-Bentonite Treatment - Covered	CuYd	\$79.66
Saunders	520	Pond Sealing or Lining, Compacted Soil Treatment	Bentonite Treatment - Uncovered	CuYd	\$129.62
Saunders	520	Pond Sealing or Lining, Compacted Soil Treatment	HU-Bentonite Treatment - Uncovered	CuYd	\$155.53
Saunders	520	Pond Sealing or Lining, Compacted Soil Treatment	Soil Dispersant - Covered	CuYd	\$5.87
Saunders	520	Pond Sealing or Lining, Compacted Soil Treatment	HU-Soil Dispersant - Covered	CuYd	\$7.04
Saunders	520	Pond Sealing or Lining, Compacted Soil Treatment	Use On-Site Material	CuYd	\$6.51
Saunders	520	Pond Sealing or Lining, Compacted Soil Treatment	HU-Use On-Site Material	CuYd	\$7.82
Saunders	520	Pond Sealing or Lining, Compacted Soil Treatment	Use On-Site Material with Soil Cover	CuYd	\$5.26
Saunders	520	Pond Sealing or Lining, Compacted Soil Treatment	HU-Use On-Site Material with Soil Cover	CuYd	\$6.31
Saunders	521	Pond Sealing or Lining, Geomembrane or Geosynthetic Clay Liner	Flexible Membrane - Covered with liner drainage or venting	SqYd	\$16.26
Saunders	521	Pond Sealing or Lining, Geomembrane or Geosynthetic Clay Liner	HU-Flexible Membrane - Covered with liner drainage or venting	SqYd	\$19.51
Saunders	521	Pond Sealing or Lining, Geomembrane or Geosynthetic Clay Liner	Flexible Membrane - Uncovered with liner drainage or venting	SqYd	\$15.08
Saunders	521	Pond Sealing or Lining, Geomembrane or Geosynthetic Clay Liner	HU-Flexible Membrane - Uncovered with liner drainage or venting	SqYd	\$18.10

County	Code	Practice	Component	Units	Unit Cost
Saunders	528	Prescribed Grazing	Cover Crop/Aftermath	Ac	\$7.05
Saunders	528	Prescribed Grazing	HU-Cover Crop/Aftermath	Ac	\$8.46
Saunders	528	Prescribed Grazing	Grazing Management, Adaptive	Ac	\$14.96
Saunders	528	Prescribed Grazing	HU-Grazing Management, Adaptive	Ac	\$17.94
Saunders	528	Prescribed Grazing	Grazing Management, Adaptive + Monitoring	Ac	\$20.14
Saunders	528	Prescribed Grazing	HU-Grazing Management, Adaptive + Monitoring	Ac	\$24.17
Saunders	528	Prescribed Grazing	Grazing Management, Basic	Ac	\$8.75
Saunders	528	Prescribed Grazing	HU-Grazing Management, Basic	Ac	\$10.50
Saunders	528	Prescribed Grazing	Livestock Deferment (FI)	Ac	\$46.06
Saunders	528	Prescribed Grazing	HU-Livestock Deferment (FI)	Ac	\$46.53
Saunders	528	Prescribed Grazing	Livestock Deferment (FI) High Production Sites	Ac	\$59.86
Saunders	528	Prescribed Grazing	HU-Livestock Deferment (FI) High Production Sites	Ac	\$60.33
Saunders	528	Prescribed Grazing	Prescribed Grazing Management, 5 acres or less	Ac	\$218.37
Saunders	528	Prescribed Grazing	HU-Prescribed Grazing Management, 5 acres or less	Ac	\$262.04
Saunders	528	Prescribed Grazing	Small Ranch Unit	Ac	\$27.26
Saunders	528	Prescribed Grazing	HU-Small Ranch Unit	Ac	\$32.71
Saunders	528	Prescribed Grazing	Virtual Fence Adaptive Management, Years 2-5	No	\$61.16
Saunders	528	Prescribed Grazing	HU-Virtual Fence Adaptive Management, Years 2-5	No	\$73.38
Saunders	533	Pumping Plant	Irrigation, Modify Pump	No	\$21,445.30
Saunders	533	Pumping Plant	HU-Irrigation, Modify Pump	No	\$32,167.94
Saunders	533	Pumping Plant	Wp_Irrigation, Modify Pump	No	\$21,445.30
Saunders	533	Pumping Plant	Irrigation, Submersible or Booster	No	\$8,172.69
Saunders	533	Pumping Plant	HU-Irrigation, Submersible or Booster	No	\$12,259.04
Saunders	533	Pumping Plant	Wp_Irrigation, Submersible or Booster	No	\$8,172.69
Saunders	533	Pumping Plant	irrigation, Surface Water	No	\$11,575.87
Saunders	533	Pumping Plant	HU-irrigation, Surface Water	No	\$17,363.82
Saunders	533	Pumping Plant	Wp_irrigation, Surface Water	No	\$11,575.87

County	Code	Practice	Component	Units	Unit Cost
Saunders	533	Pumping Plant	Irrigation, Surface Water with Fish Screen	No	\$16,688.97
Saunders	533	Pumping Plant	HU-Irrigation, Surface Water with Fish Screen	No	\$25,033.46
Saunders	533	Pumping Plant	Wp_Irrigation, Surface Water with Fish Screen	No	\$16,688.97
Saunders	533	Pumping Plant	Irrigation, Variable Frequency Drive	No	\$3,779.71
Saunders	533	Pumping Plant	HU-Irrigation, Variable Frequency Drive	No	\$5,669.58
Saunders	533	Pumping Plant	Wp_Irrigation, Variable Frequency Drive	No	\$3,779.71
Saunders	533	Pumping Plant	Livestock, Manure Transfer	No	\$20,619.06
Saunders	533	Pumping Plant	HU-Livestock, Manure Transfer	No	\$24,742.86
Saunders	533	Pumping Plant	Wp_Livestock, Manure Transfer	No	\$20,619.06
Saunders	533	Pumping Plant	Livestock, Manure Transfer, Low HP, No Vault	No	\$4,349.00
Saunders	533	Pumping Plant	HU-Livestock, Manure Transfer, Low HP, No Vault	No	\$5,218.79
Saunders	533	Pumping Plant	Wp_Livestock, Manure Transfer, Low HP, No Vault	No	\$4,349.00
Saunders	533	Pumping Plant	Livestock, Variable Frequency Drive	No	\$5,225.25
Saunders	533	Pumping Plant	HU-Livestock, Variable Frequency Drive	No	\$6,270.30
Saunders	533	Pumping Plant	Wp_Livestock, Variable Frequency Drive	No	\$5,225.25
Saunders	533	Pumping Plant	Livestock, w/ Pressure Tank, Low HP	No	\$5,098.77
Saunders	533	Pumping Plant	HU-Livestock, w/ Pressure Tank, Low HP	No	\$6,118.53
Saunders	533	Pumping Plant	Wp_Livestock, w/ Pressure Tank, Low HP	No	\$5,098.77
Saunders	533	Pumping Plant	Livestock, w/ Pressure Tank, No Vault, Low HP	No	\$2,832.75
Saunders	533	Pumping Plant	HU-Livestock, w/ Pressure Tank, No Vault, Low HP	No	\$3,399.29
Saunders	533	Pumping Plant	Wp_Livestock, w/ Pressure Tank, No Vault, Low HP	No	\$2,832.75
Saunders	533	Pumping Plant	Livestock, With Pressure Tank, High HP	HP	\$2,465.28
Saunders	533	Pumping Plant	HU-Livestock, With Pressure Tank, High HP	HP	\$2,958.34
Saunders	533	Pumping Plant	Wp_Livestock, With Pressure Tank, High HP	HP	\$2,465.28
Saunders	533	Pumping Plant	Livestock, without Pressure Tank (HP)	HP	\$2,111.54
Saunders	533	Pumping Plant	HU-Livestock, without Pressure Tank (HP)	HP	\$2,533.83
Saunders	533	Pumping Plant	Wp_Livestock, without Pressure Tank (HP)	HP	\$2,111.54

County	Code	Practice	Component	Units	Unit Cost
Saunders	533	Pumping Plant	Photovoltaic-Powered Pump, <4 kW	Kw	\$6,956.66
Saunders	533	Pumping Plant	HU-Photovoltaic-Powered Pump, <4 kW	Kw	\$8,347.99
Saunders	533	Pumping Plant	Wp_Photovoltaic-Powered Pump, <4 kW	Kw	\$6,956.66
Saunders	533	Pumping Plant	Solar-Powered Pump 1hp	No	\$6,403.08
Saunders	533	Pumping Plant	HU-Solar-Powered Pump 1hp	No	\$7,683.69
Saunders	533	Pumping Plant	Wp_Solar-Powered Pump 1hp	No	\$6,403.08
Saunders	533	Pumping Plant	Variable Frequency Drive	BHP	\$104.73
Saunders	533	Pumping Plant	HU-Variable Frequency Drive	BHP	\$125.68
Saunders	533	Pumping Plant	Wp_Variable Frequency Drive	BHP	\$104.73
Saunders	533	Pumping Plant	Windmill-Powered Pump	Ft	\$1,071.98
Saunders	533	Pumping Plant	HU-Windmill-Powered Pump	Ft	\$1,286.39
Saunders	533	Pumping Plant	Wp_Windmill-Powered Pump	Ft	\$1,071.98
Saunders	550	Range Planting	Native Perennial, Conversion from Dryland Cropland, with FI	Ac	\$394.66
Saunders	550	Range Planting	HU-Native Perennial, Conversion from Dryland Cropland, with FI	Ac	\$428.32
Saunders	550	Range Planting	Wp_Native Perennial, Conversion from Dryland Cropland, with FI	Ac	\$394.66
Saunders	550	Range Planting	Native -Wildlife or Pollinator	Ac	\$113.08
Saunders	550	Range Planting	HU-Native -Wildlife or Pollinator	Ac	\$135.69
Saunders	550	Range Planting	Wp_Native -Wildlife or Pollinator	Ac	\$113.08
Saunders	550	Range Planting	Native, Heavy Prep	Ac	\$170.29
Saunders	550	Range Planting	HU-Native, Heavy Prep	Ac	\$204.34
Saunders	550	Range Planting	Wp_Native, Heavy Prep	Ac	\$170.29
Saunders	550	Range Planting	Native, Standard Prep	Ac	\$152.62
Saunders	550	Range Planting	HU-Native, Standard Prep	Ac	\$183.14
Saunders	550	Range Planting	Wp_Native, Standard Prep	Ac	\$152.62
Saunders	550	Range Planting	Native, Standard Prep (FI)	Ac	\$198.63
Saunders	550	Range Planting	HU-Native, Standard Prep (FI)	Ac	\$229.15
Saunders	550	Range Planting	Wp_Native, Standard Prep (FI)	Ac	\$198.63

County	Code	Practice	Component	Units	Unit Cost
Saunders	550	Range Planting	Native, Wildlife, or Pollinator (FI)	Ac	\$268.92
Saunders	550	Range Planting	HU-Native, Wildlife, or Pollinator (FI)	Ac	\$313.49
Saunders	550	Range Planting	Wp_Native, Wildlife, or Pollinator (FI)	Ac	\$268.92
Saunders	554	Drainage Water Management	Automated Drainage Water Management	Ac	\$7.14
Saunders	554	Drainage Water Management	HU-Automated Drainage Water Management	Ac	\$8.56
Saunders	554	Drainage Water Management	Drainage Water Management (DWM)	No	\$101.96
Saunders	554	Drainage Water Management	HU-Drainage Water Management (DWM)	No	\$122.36
Saunders	558	Roof Runoff Structure	Roof Gutter	Ft	\$4.44
Saunders	558	Roof Runoff Structure	HU-Roof Gutter	Ft	\$5.33
Saunders	558	Roof Runoff Structure	Trench Drain	Ft	\$11.20
Saunders	558	Roof Runoff Structure	HU-Trench Drain	Ft	\$13.45
Saunders	560	Access Road	New 6 inch gravel road with Geotextile, less than 2.5 Ft.	Ft	\$14.15
Saunders	560	Access Road	HU-New 6 inch gravel road with Geotextile, less than 2.5 Ft.	Ft	\$16.98
Saunders	561	Heavy Use Area Protection	Reinforced Concrete with sand or gravel foundation - cubic yard - NP Region	CuYd	\$481.85
Saunders	561	Heavy Use Area Protection	HU-Reinforced Concrete with sand or gravel foundation - cubic yard - NP Region	CuYd	\$578.21
Saunders	561	Heavy Use Area Protection	Rock/Gravel	CuYd	\$24.03
Saunders	561	Heavy Use Area Protection	HU-Rock/Gravel	CuYd	\$28.84
Saunders	561	Heavy Use Area Protection	Rock/Gravel on Geotextile - cubic yard - NP Region	CuYd	\$54.40
Saunders	561	Heavy Use Area Protection	HU-Rock/Gravel on Geotextile - cubic yard - NP Region	CuYd	\$65.28
Saunders	561	Heavy Use Area Protection	Rock/Gravel-GeoCell-Geotextile	SqFt	\$3.51
Saunders	561	Heavy Use Area Protection	HU-Rock/Gravel-GeoCell-Geotextile	SqFt	\$4.21
Saunders	570	Stormwater Runoff Control	Rain Garden, 750 sqft or less	SqFt	\$1.62
Saunders	570	Stormwater Runoff Control	HU-Rain Garden, 750 sqft or less	SqFt	\$1.94
Saunders	574	Spring Development	Spring Development	No	\$5,077.02
Saunders	574	Spring Development	HU-Spring Development	No	\$6,092.43
Saunders	575	Trails and Walkways	Earthfill Walkway, 4 Ft high or less	Ft	\$11.51

County	Code	Practice	Component	Units	Unit Cost
Saunders	575	Trails and Walkways	HU-Earthfill Walkway, 4 Ft high or less	Ft	\$13.80
Saunders	575	Trails and Walkways	Earthfill Walkway, Higher than 4 Ft.	Ft	\$22.20
Saunders	575	Trails and Walkways	HU-Earthfill Walkway, Higher than 4 Ft.	Ft	\$26.64
Saunders	575	Trails and Walkways	Wood Chips, Walkway, 1000 sqft or less	SqFt	\$1.68
Saunders	575	Trails and Walkways	HU-Wood Chips, Walkway, 1000 sqft or less	SqFt	\$2.01
Saunders	576	Livestock Shelter Structure	Permanent Fabricated Wind Shelter, equal to or greater than 8 foot	Ft	\$34.58
Saunders	576	Livestock Shelter Structure	HU-Permanent Fabricated Wind Shelter, equal to or greater than 8 foot	Ft	\$41.50
Saunders	576	Livestock Shelter Structure	Portable Fabricated Wind Shelter, equal to or greater than 8 foot	Ft	\$37.69
Saunders	576	Livestock Shelter Structure	HU-Portable Fabricated Wind Shelter, equal to or greater than 8 foot	Ft	\$45.23
Saunders	576	Livestock Shelter Structure	Portable Shade Structure	SqFt	\$5.23
Saunders	576	Livestock Shelter Structure	HU-Portable Shade Structure	SqFt	\$6.27
Saunders	578	Stream Crossing	Bridge	SqFt	\$68.09
Saunders	578	Stream Crossing	HU-Bridge	SqFt	\$81.72
Saunders	578	Stream Crossing	Culvert installation	DialnFt	\$3.37
Saunders	578	Stream Crossing	HU-Culvert installation	DialnFt	\$4.04
Saunders	578	Stream Crossing	Low water crossing, concrete slab	SqFt	\$11.68
Saunders	578	Stream Crossing	HU-Low water crossing, concrete slab	SqFt	\$14.02
Saunders	578	Stream Crossing	Low water crossing, geocell	SqFt	\$5.17
Saunders	578	Stream Crossing	HU-Low water crossing, geocell	SqFt	\$6.21
Saunders	578	Stream Crossing	Low water crossing, rock armor	SqFt	\$7.70
Saunders	578	Stream Crossing	HU-Low water crossing, rock armor	SqFt	\$9.24
Saunders	580	Streambank and Shoreline Protection	Bioengineered	Ft	\$28.51
Saunders	580	Streambank and Shoreline Protection	HU-Bioengineered	Ft	\$34.21
Saunders	580	Streambank and Shoreline Protection	Bioengineering with High Earthwork Volume	Lnft	\$100.58
Saunders	580	Streambank and Shoreline Protection	HU-Bioengineering with High Earthwork Volume	Lnft	\$120.70
Saunders	580	Streambank and Shoreline Protection	Gabion	Ft	\$509.88
Saunders	580	Streambank and Shoreline Protection	HU-Gabion	Ft	\$611.86

County	Code	Practice	Component	Units	Unit Cost
Saunders	580	Streambank and Shoreline Protection	Rock Riprap	CuYd	\$129.10
Saunders	580	Streambank and Shoreline Protection	HU-Rock Riprap	CuYd	\$154.92
Saunders	580	Streambank and Shoreline Protection	Shaping	Ft	\$8.33
Saunders	580	Streambank and Shoreline Protection	HU-Shaping	Ft	\$10.00
Saunders	580	Streambank and Shoreline Protection	Structural, Toewood w/VESL	Lnft	\$113.62
Saunders	580	Streambank and Shoreline Protection	HU-Structural, Toewood w/VESL	Lnft	\$136.35
Saunders	582	Open Channel	Excavate & Fill	CuYd	\$2.64
Saunders	582	Open Channel	HU-Excavate & Fill	CuYd	\$3.17
Saunders	584	Channel Bed Stabilization	Bio-engineering	SqFt	\$3.68
Saunders	584	Channel Bed Stabilization	HU-Bio-engineering	SqFt	\$4.41
Saunders	584	Channel Bed Stabilization	Log and Boulder Check Dam	Lnft	\$1,638.42
Saunders	584	Channel Bed Stabilization	HU-Log and Boulder Check Dam	Lnft	\$1,966.11
Saunders	584	Channel Bed Stabilization	Rock Structure for Deeply Incised Channel	CuYd	\$157.32
Saunders	584	Channel Bed Stabilization	HU-Rock Structure for Deeply Incised Channel	CuYd	\$188.78
Saunders	584	Channel Bed Stabilization	Wood structures	No	\$3,975.43
Saunders	584	Channel Bed Stabilization	HU-Wood structures	No	\$4,770.52
Saunders	585	Stripcropping	Erosion, Wind and Water	Ac	\$1.84
Saunders	585	Stripcropping	HU-Erosion, Wind and Water	Ac	\$2.20
Saunders	587	Structure for Water Control	Automated DWM Control Structure, 12 to 18 inch diameter pipe	No	\$9,282.37
Saunders	587	Structure for Water Control	HU-Automated DWM Control Structure, 12 to 18 inch diameter pipe	No	\$11,138.84
Saunders	587	Structure for Water Control	Wp_Automated DWM Control Structure, 12 to 18 inch diameter pipe	No	\$9,282.37
Saunders	587	Structure for Water Control	Automated DWM Control Structure, 6 to 10 inch diameter pipe	No	\$5,520.92
Saunders	587	Structure for Water Control	HU-Automated DWM Control Structure, 6 to 10 inch diameter pipe	No	\$6,625.10
Saunders	587	Structure for Water Control	Wp_Automated DWM Control Structure, 6 to 10 inch diameter pipe	No	\$5,520.92
Saunders	587	Structure for Water Control	Automation Retrofit to Manual Drainage Water Management Control Structure	No	\$4,547.68
Saunders	587	Structure for Water Control	HU-Automation Retrofit to Manual Drainage Water Management Control Structure	No	\$5,457.21

County	Code	Practice	Component	Units	Unit Cost
Saunders	587	Structure for Water Control	Wp_Automation Retrofit to Manual Drainage Water Management Control Structure	No	\$4,547.68
Saunders	587	Structure for Water Control	Buried Automatic Valve	No	\$852.73
Saunders	587	Structure for Water Control	HU-Buried Automatic Valve	No	\$1,023.28
Saunders	587	Structure for Water Control	Wp_Buried Automatic Valve	No	\$852.73
Saunders	587	Structure for Water Control	Commercial Inline Flashboard Riser - NP Reg 1	DialnFt	\$4.16
Saunders	587	Structure for Water Control	HU-Commercial Inline Flashboard Riser - NP Reg 1	DialnFt	\$4.99
Saunders	587	Structure for Water Control	Wp_Commercial Inline Flashboard Riser - NP Reg 1	DialnFt	\$4.16
Saunders	587	Structure for Water Control	Culvert <30 inches CMP - NP Reg 1	DialnFt	\$6.20
Saunders	587	Structure for Water Control	HU-Culvert <30 inches CMP - NP Reg 1	DialnFt	\$7.44
Saunders	587	Structure for Water Control	Wp_Culvert <30 inches CMP - NP Reg 1	DialnFt	\$6.20
Saunders	587	Structure for Water Control	Culvert <30 inches HDPE - NP Reg 1	DialnFt	\$5.70
Saunders	587	Structure for Water Control	HU-Culvert <30 inches HDPE - NP Reg 1	DialnFt	\$6.85
Saunders	587	Structure for Water Control	Wp_Culvert <30 inches HDPE - NP Reg 1	DialnFt	\$5.70
Saunders	587	Structure for Water Control	Earth Check	No	\$1,047.97
Saunders	587	Structure for Water Control	HU-Earth Check	No	\$1,257.56
Saunders	587	Structure for Water Control	Wp_Earth Check	No	\$1,047.97
Saunders	587	Structure for Water Control	Flow Meter with Electronic Index & Telemetry	In	\$298.16
Saunders	587	Structure for Water Control	HU-Flow Meter with Electronic Index & Telemetry	In	\$447.24
Saunders	587	Structure for Water Control	Wp_Flow Meter with Electronic Index & Telemetry	In	\$298.16
Saunders	587	Structure for Water Control	Flow Meter with Mechanical Index	In	\$113.86
Saunders	587	Structure for Water Control	HU-Flow Meter with Mechanical Index	In	\$170.79
Saunders	587	Structure for Water Control	Wp_Flow Meter with Mechanical Index	In	\$113.86
Saunders	587	Structure for Water Control	Inlet Flashboard Riser, Metal	DialnFt	\$3.85
Saunders	587	Structure for Water Control	HU-Inlet Flashboard Riser, Metal	DialnFt	\$4.63
Saunders	587	Structure for Water Control	Wp_Inlet Flashboard Riser, Metal	DialnFt	\$3.85
Saunders	587	Structure for Water Control	Inline Flashboard Riser, Metal	DialnFt	\$3.98

County	Code	Practice	Component	Units	Unit Cost
Saunders	587	Structure for Water Control	HU-Inline Flashboard Riser, Metal	DialInFt	\$4.78
Saunders	587	Structure for Water Control	Wp_Inline Flashboard Riser, Metal	DialInFt	\$3.98
Saunders	587	Structure for Water Control	Rock Check	No	\$1,913.99
Saunders	587	Structure for Water Control	HU-Rock Check	No	\$2,296.79
Saunders	587	Structure for Water Control	Wp_Rock Check	No	\$1,913.99
Saunders	587	Structure for Water Control	Slide Gate - Flood Dike	Ft	\$64.94
Saunders	587	Structure for Water Control	HU-Slide Gate - Flood Dike	Ft	\$77.93
Saunders	587	Structure for Water Control	Wp_Slide Gate - Flood Dike	Ft	\$77.93
Saunders	590	Nutrient Management	Adaptive NM	No	\$2,397.87
Saunders	590	Nutrient Management	HU-Adaptive NM	No	\$2,877.44
Saunders	590	Nutrient Management	Pr_Adaptive NM	No	\$2,877.44
Saunders	590	Nutrient Management	Wp_Adaptive NM	No	\$2,397.87
Saunders	590	Nutrient Management	Nutrient Management	Ac	\$30.33
Saunders	590	Nutrient Management	HU-Nutrient Management	Ac	\$36.39
Saunders	590	Nutrient Management	Pr_Nutrient Management	Ac	\$36.39
Saunders	590	Nutrient Management	Wp_Nutrient Management	Ac	\$30.33
Saunders	590	Nutrient Management	Precision Nutrient Application	Ac	\$63.54
Saunders	590	Nutrient Management	HU-Precision Nutrient Application	Ac	\$76.24
Saunders	590	Nutrient Management	Pr_Precision Nutrient Application	Ac	\$76.24
Saunders	590	Nutrient Management	Wp_Precision Nutrient Application	Ac	\$63.54
Saunders	590	Nutrient Management	Prescription Nutrient Efficiency	Ac	\$46.38
Saunders	590	Nutrient Management	HU-Prescription Nutrient Efficiency	Ac	\$55.66
Saunders	590	Nutrient Management	Pr_Prescription Nutrient Efficiency	Ac	\$55.66
Saunders	590	Nutrient Management	Wp_Prescription Nutrient Efficiency	Ac	\$46.38
Saunders	590	Nutrient Management	Small Scale Basic Nutrient Management	kSqFt	\$28.07
Saunders	590	Nutrient Management	HU-Small Scale Basic Nutrient Management	kSqFt	\$33.68
Saunders	590	Nutrient Management	Pr_Small Scale Basic Nutrient Management	kSqFt	\$33.68

County	Code	Practice	Component	Units	Unit Cost
Saunders	590	Nutrient Management	Wp_Small Scale Basic Nutrient Management	kSqFt	\$28.07
Saunders	592	Feed Management	Animal Group	No	\$3,304.53
Saunders	592	Feed Management	HU-Animal Group	No	\$3,965.44
Saunders	592	Feed Management	Enteric Methane Reduction	No	\$145.21
Saunders	592	Feed Management	HU-Enteric Methane Reduction	No	\$174.25
Saunders	592	Feed Management	Feed Additive	AU	\$52.80
Saunders	592	Feed Management	HU-Feed Additive	AU	\$63.36
Saunders	595	Pest Management Conservation System	Basic IPM Field Crops - Herbicide Substitution	Ac	\$27.15
Saunders	595	Pest Management Conservation System	HU-Basic IPM Field Crops - Herbicide Substitution	Ac	\$32.58
Saunders	595	Pest Management Conservation System	Pr_Basic IPM Field Crops - Herbicide Substitution	Ac	\$32.58
Saunders	595	Pest Management Conservation System	Wp_Basic IPM Field Crops - Herbicide Substitution	Ac	\$27.15
Saunders	595	Pest Management Conservation System	Pest Management Precision Ag	Ac	\$50.20
Saunders	595	Pest Management Conservation System	HU-Pest Management Precision Ag	Ac	\$60.23
Saunders	595	Pest Management Conservation System	Pr_Pest Management Precision Ag	Ac	\$60.23
Saunders	595	Pest Management Conservation System	Wp_Pest Management Precision Ag	Ac	\$50.20
Saunders	595	Pest Management Conservation System	Plant Health PAMS (acs) Low labor only	Ac	\$12.63
Saunders	595	Pest Management Conservation System	HU-Plant Health PAMS (acs) Low labor only	Ac	\$15.16
Saunders	595	Pest Management Conservation System	Pr_Plant Health PAMS (acs) Low labor only	Ac	\$15.16
Saunders	595	Pest Management Conservation System	Wp_Plant Health PAMS (acs) Low labor only	Ac	\$12.63
Saunders	595	Pest Management Conservation System	Plant Health PAMS (acs) Low Labor, materials and mitigation.	Ac	\$46.90
Saunders	595	Pest Management Conservation System	HU-Plant Health PAMS (acs) Low Labor, materials and mitigation.	Ac	\$56.27
Saunders	595	Pest Management Conservation System	Pr_Plant Health PAMS (acs) Low Labor, materials and mitigation.	Ac	\$56.27
Saunders	595	Pest Management Conservation System	Wp_Plant Health PAMS (acs) Low Labor, materials and mitigation.	Ac	\$46.90
Saunders	595	Pest Management Conservation System	Plant health PAMS (Small Farm - each) labor only	No	\$474.49
Saunders	595	Pest Management Conservation System	HU-Plant health PAMS (Small Farm - each) labor only	No	\$569.38
Saunders	595	Pest Management Conservation System	Pr_Plant health PAMS (Small Farm - each) labor only	No	\$569.38
Saunders	595	Pest Management Conservation System	Wp_Plant health PAMS (Small Farm - each) labor only	No	\$474.49

County	Code	Practice	Component	Units	Unit Cost
Saunders	595	Pest Management Conservation System	Water Quality Pesticide Mitigation > 30 Point AND/OR Beneficial Insect Pesticide Mitigation	Ac	\$52.92
Saunders	595	Pest Management Conservation System	HU-Water Quality Pesticide Mitigation > 30 Point AND/OR Beneficial Insect Pesticide Mitigation	Ac	\$63.50
Saunders	595	Pest Management Conservation System	Pr_Water Quality Pesticide Mitigation > 30 Point AND/OR Beneficial Insect Pesticide Mitigation	Ac	\$63.50
Saunders	595	Pest Management Conservation System	Wp_Water Quality Pesticide Mitigation > 30 Point AND/OR Beneficial Insect Pesticide Mitigation	Ac	\$52.92
Saunders	595	Pest Management Conservation System	Water Quality Pesticide Mitigation > 30 Point AND/OR Beneficial Insect Pesticide Mitigation - Small Farm	No	\$1,524.57
Saunders	595	Pest Management Conservation System	HU-Water Quality Pesticide Mitigation > 30 Point AND/OR Beneficial Insect Pesticide Mitigation - Small Farm	No	\$1,829.48
Saunders	595	Pest Management Conservation System	Pr_Water Quality Pesticide Mitigation > 30 Point AND/OR Beneficial Insect Pesticide Mitigation - Small Farm	No	\$1,829.48
Saunders	595	Pest Management Conservation System	Wp_Water Quality Pesticide Mitigation > 30 Point AND/OR Beneficial Insect Pesticide Mitigation - Small Farm	No	\$1,524.57
Saunders	600	Terrace	Broad Base, Rebuild	Ft	\$1.72
Saunders	600	Terrace	HU-Broad Base, Rebuild	Ft	\$2.06
Saunders	600	Terrace	Narrow Base, Rebuild	Ft	\$1.29
Saunders	600	Terrace	HU-Narrow Base, Rebuild	Ft	\$1.55
Saunders	600	Terrace	Non-Storage - Broadbase	Ft	\$1.97
Saunders	600	Terrace	HU-Non-Storage - Broadbase	Ft	\$2.36
Saunders	600	Terrace	Non-Storage - Grass Back	Ft	\$2.93
Saunders	600	Terrace	HU-Non-Storage - Grass Back	Ft	\$3.52
Saunders	600	Terrace	Non-Storage - Narrow Base	Ft	\$2.76
Saunders	600	Terrace	HU-Non-Storage - Narrow Base	Ft	\$3.32
Saunders	600	Terrace	Storage - Broadbase	Ft	\$3.20
Saunders	600	Terrace	HU-Storage - Broadbase	Ft	\$3.84
Saunders	600	Terrace	Storage - Grass Back	Ft	\$3.89
Saunders	600	Terrace	HU-Storage - Grass Back	Ft	\$4.67

County	Code	Practice	Component	Units	Unit Cost
Saunders	600	Terrace	Storage - Level or Flat Channel	Ft	\$1.82
Saunders	600	Terrace	HU-Storage - Level or Flat Channel	Ft	\$2.18
Saunders	600	Terrace	Storage - Narrow Base	Ft	\$2.96
Saunders	600	Terrace	HU-Storage - Narrow Base	Ft	\$3.56
Saunders	600	Terrace	Terrace Crop Season Construction	Lnft	\$3.11
Saunders	600	Terrace	HU-Terrace Crop Season Construction	Lnft	\$3.71
Saunders	601	Vegetative Barrier	Seeded Barrier	Ft	\$0.27
Saunders	601	Vegetative Barrier	HU-Seeded Barrier	Ft	\$0.33
Saunders	601	Vegetative Barrier	Vegetative Planting	Ft	\$6.94
Saunders	601	Vegetative Barrier	HU-Vegetative Planting	Ft	\$8.32
Saunders	603	Herbaceous Wind Barriers	Annual Species, Small	Ft	\$0.25
Saunders	603	Herbaceous Wind Barriers	HU-Annual Species, Small	Ft	\$0.29
Saunders	603	Herbaceous Wind Barriers	Cool Season	Lnft	\$0.09
Saunders	603	Herbaceous Wind Barriers	HU-Cool Season	Lnft	\$0.11
Saunders	604	Saturated Buffer	Saturated Buffer	Ft	\$8.24
Saunders	604	Saturated Buffer	HU-Saturated Buffer	Ft	\$9.89
Saunders	605	Denitrifying Bioreactor	Denitrifying Bioreactor	CuYd	\$69.58
Saunders	605	Denitrifying Bioreactor	HU-Denitrifying Bioreactor	CuYd	\$83.49
Saunders	606	Subsurface Drain	Corrugated Plastic Pipe (CPP), Single-Wall, <= 6 inch	Ft	\$3.35
Saunders	606	Subsurface Drain	HU-Corrugated Plastic Pipe (CPP), Single-Wall, <= 6 inch	Ft	\$4.02
Saunders	606	Subsurface Drain	Corrugated Plastic Pipe (CPP), Single-Wall, >= 8 inch	Ft	\$5.04
Saunders	606	Subsurface Drain	HU-Corrugated Plastic Pipe (CPP), Single-Wall, >= 8 inch	Ft	\$6.04
Saunders	606	Subsurface Drain	Enveloped Corrugated Plastic Pipe (CPP), Single-Wall, <= 6 inch	Ft	\$4.18
Saunders	606	Subsurface Drain	HU-Enveloped Corrugated Plastic Pipe (CPP), Single-Wall, <= 6 inch	Ft	\$5.02
Saunders	606	Subsurface Drain	Secondary Main Retrofit for DWM	Ft	\$6.69
Saunders	606	Subsurface Drain	HU-Secondary Main Retrofit for DWM	Ft	\$8.04
Saunders	607	Surface Drain, Field Ditch	Field Drainage Ditch	CuYd	\$2.32

County	Code	Practice	Component	Units	Unit Cost
Saunders	607	Surface Drain, Field Ditch	HU-Field Drainage Ditch	CuYd	\$2.77
Saunders	609	Surface Roughening	Emergency Tillage	Ac	\$19.95
Saunders	609	Surface Roughening	HU-Emergency Tillage	Ac	\$23.95
Saunders	609	Surface Roughening	Ripper or Subsoiler	Ac	\$21.95
Saunders	609	Surface Roughening	HU-Ripper or Subsoiler	Ac	\$26.34
Saunders	610	Salinity and Sodic Soil Management	Prevent Dry Intense Cropping	Ac	\$287.67
Saunders	610	Salinity and Sodic Soil Management	HU-Prevent Dry Intense Cropping	Ac	\$292.74
Saunders	610	Salinity and Sodic Soil Management	Soil Management (non-Irrigated)	Ac	\$15.52
Saunders	610	Salinity and Sodic Soil Management	HU-Soil Management (non-Irrigated)	Ac	\$18.63
Saunders	610	Salinity and Sodic Soil Management	Soil Management (non-Irrigated) (FI - 1 Yr)	Ac	\$27.57
Saunders	610	Salinity and Sodic Soil Management	HU-Soil Management (non-Irrigated) (FI - 1 Yr)	Ac	\$30.75
Saunders	610	Salinity and Sodic Soil Management	Soil Management (Irrigated)	Ac	\$26.49
Saunders	610	Salinity and Sodic Soil Management	HU-Soil Management (Irrigated)	Ac	\$31.80
Saunders	612	Tree/Shrub Establishment	Individual tree - hand planting	No	\$1.54
Saunders	612	Tree/Shrub Establishment	HU-Individual tree - hand planting	No	\$1.84
Saunders	612	Tree/Shrub Establishment	Individual tree - hand planting w/browse protection	No	\$5.79
Saunders	612	Tree/Shrub Establishment	HU-Individual tree - hand planting w/browse protection	No	\$6.96
Saunders	612	Tree/Shrub Establishment	Shrub Planting	No	\$1.52
Saunders	612	Tree/Shrub Establishment	HU-Shrub Planting	No	\$1.82
Saunders	612	Tree/Shrub Establishment	Trees, Machine planted - no tubes	No	\$3.36
Saunders	612	Tree/Shrub Establishment	HU-Trees, Machine planted - no tubes	No	\$4.02
Saunders	612	Tree/Shrub Establishment	Trees, Machine planted with tubes for animal protection	No	\$10.52
Saunders	612	Tree/Shrub Establishment	HU-Trees, Machine planted with tubes for animal protection	No	\$12.62
Saunders	612	Tree/Shrub Establishment	Trees, Machine planted, no tubes, supplemental water for establishment	No	\$7.41
Saunders	612	Tree/Shrub Establishment	HU-Trees, Machine planted, no tubes, supplemental water for establishment	No	\$8.90
Saunders	612	Tree/Shrub Establishment	Tree-Shrub Establishment - Small Acreage 5 acres or less	No	\$21.47
Saunders	612	Tree/Shrub Establishment	HU-Tree-Shrub Establishment - Small Acreage 5 acres or less	No	\$25.77

County	Code	Practice	Component	Units	Unit Cost
Saunders	614	Watering Facility	Enclosed Storage Tank	Gal	\$1.44
Saunders	614	Watering Facility	HU-Enclosed Storage Tank	Gal	\$1.73
Saunders	614	Watering Facility	Fiberglass Tank on Concrete	Gal	\$2.93
Saunders	614	Watering Facility	HU-Fiberglass Tank on Concrete	Gal	\$3.53
Saunders	614	Watering Facility	Fiberglass Tank on Earth	Gal	\$2.47
Saunders	614	Watering Facility	HU-Fiberglass Tank on Earth	Gal	\$2.96
Saunders	614	Watering Facility	Insulated Tank with Cover	Gal	\$4.31
Saunders	614	Watering Facility	HU-Insulated Tank with Cover	Gal	\$5.17
Saunders	614	Watering Facility	Precast Concrete Tank	Gal	\$4.94
Saunders	614	Watering Facility	HU-Precast Concrete Tank	Gal	\$5.94
Saunders	614	Watering Facility	Steel Rim Tank - Bottomless	Gal	\$0.52
Saunders	614	Watering Facility	HU-Steel Rim Tank - Bottomless	Gal	\$0.63
Saunders	614	Watering Facility	Steel Rim Tank - Concrete Base	Gal	\$1.94
Saunders	614	Watering Facility	HU-Steel Rim Tank - Concrete Base	Gal	\$2.33
Saunders	614	Watering Facility	Water Fountain	No	\$2,440.29
Saunders	614	Watering Facility	HU-Water Fountain	No	\$2,928.34
Saunders	620	Underground Outlet	>=12 inch Single Wall PE Pipe (non-perf or perf), Multi-Inlet System	Lnft	\$11.42
Saunders	620	Underground Outlet	HU->=12 inch Single Wall PE Pipe (non-perf or perf), Multi-Inlet System	Lnft	\$13.69
Saunders	620	Underground Outlet	10 inch Single Wall PE Pipe (non-perf or perf), Multi-Inlet System	Lnft	\$8.69
Saunders	620	Underground Outlet	HU-10 inch Single Wall PE Pipe (non-perf or perf), Multi-Inlet System	Lnft	\$10.42
Saunders	620	Underground Outlet	12 inch - 18 inch PVC or DW Pipe, Multi-Inlet System	Ft	\$38.43
Saunders	620	Underground Outlet	HU-12 inch - 18 inch PVC or DW Pipe, Multi-Inlet System	Ft	\$46.11
Saunders	620	Underground Outlet	12 inch - 18 inch PVC or DW Pipe, Single-Inlet System	Ft	\$40.34
Saunders	620	Underground Outlet	HU-12 inch - 18 inch PVC or DW Pipe, Single-Inlet System	Ft	\$48.41
Saunders	620	Underground Outlet	4 inch - 6 inch PVC or DW Pipe, Multi-Inlet System	Ft	\$8.67
Saunders	620	Underground Outlet	HU-4 inch - 6 inch PVC or DW Pipe, Multi-Inlet System	Ft	\$10.41
Saunders	620	Underground Outlet	6 inch - 10 inch PVC or DW Pipe, Single-Inlet System	Ft	\$29.30

County	Code	Practice	Component	Units	Unit Cost
Saunders	620	Underground Outlet	HU-6 inch - 10 inch PVC or DW Pipe, Single-Inlet System	Ft	\$35.16
Saunders	620	Underground Outlet	6 inch or smaller Single Wall PE Pipe(non-perf or perf), Multi-Inlet System	Ft	\$6.21
Saunders	620	Underground Outlet	HU-6 inch or smaller Single Wall PE Pipe(non-perf or perf), Multi-Inlet System	Ft	\$7.45
Saunders	620	Underground Outlet	8 inch - 10 inch PVC or DW Pipe, Multi-Inlet System	Ft	\$18.57
Saunders	620	Underground Outlet	HU-8 inch - 10 inch PVC or DW Pipe, Multi-Inlet System	Ft	\$22.29
Saunders	620	Underground Outlet	8 inch Single Wall PE Pipe (non-perf or perf), Multi-Inlet System	Lnft	\$6.68
Saunders	620	Underground Outlet	HU-8 inch Single Wall PE Pipe (non-perf or perf), Multi-Inlet System	Lnft	\$8.02
Saunders	620	Underground Outlet	8 inch Single Wall PE with Riser	Lnft	\$6.97
Saunders	620	Underground Outlet	HU-8 inch Single Wall PE with Riser	Lnft	\$8.36
Saunders	620	Underground Outlet	Over 18 inch PVC or DW Pipe, Single- or Multi-Inlet System	Ft	\$56.37
Saunders	620	Underground Outlet	HU-Over 18 inch PVC or DW Pipe, Single- or Multi-Inlet System	Ft	\$67.65
Saunders	629	Waste Treatment	Aerobic Circulator	AU	\$110.16
Saunders	629	Waste Treatment	HU-Aerobic Circulator	AU	\$132.19
Saunders	632	Waste Separation Facility	Concrete Sand Settling Lane	SqFt	\$9.78
Saunders	632	Waste Separation Facility	HU-Concrete Sand Settling Lane	SqFt	\$11.74
Saunders	632	Waste Separation Facility	Concrete Settling Structure with picket screen outlet	Cu-Ft	\$3.60
Saunders	632	Waste Separation Facility	HU-Concrete Settling Structure with picket screen outlet	Cu-Ft	\$4.32
Saunders	632	Waste Separation Facility	Concrete Settling Structure with pipe outlet	Cu-Ft	\$1.24
Saunders	632	Waste Separation Facility	HU-Concrete Settling Structure with pipe outlet	Cu-Ft	\$1.49
Saunders	632	Waste Separation Facility	Earthen Settling Structure with picket screen outlet	Cu-Ft	\$0.34
Saunders	632	Waste Separation Facility	HU-Earthen Settling Structure with picket screen outlet	Cu-Ft	\$0.41
Saunders	632	Waste Separation Facility	Mechanical Separator	No	\$50,611.97
Saunders	632	Waste Separation Facility	HU-Mechanical Separator	No	\$60,734.36
Saunders	633	Waste Recycling	Export Ag Waste By-products Recycled for Use Off Farm	No	\$394.91
Saunders	633	Waste Recycling	HU-Export Ag Waste By-products Recycled for Use Off Farm	No	\$473.90
Saunders	633	Waste Recycling	Import Non-Ag Waste By-products for Compost with Manure for On-farm Use	Cu-Ft	\$2.10

County	Code	Practice	Component	Units	Unit Cost
Saunders	633	Waste Recycling	HU-Import Non-Ag Waste By-products for Compost with Manure for On-farm Use	Cu-Ft	\$2.53
Saunders	633	Waste Recycling	Import Non-Ag Waste By-products for On-Farm Use	Cu-Ft	\$1.26
Saunders	633	Waste Recycling	HU-Import Non-Ag Waste By-products for On-Farm Use	Cu-Ft	\$1.52
Saunders	633	Waste Recycling	Import Non-Agricultural By-Products, Land-Applied	Ton	\$16.09
Saunders	633	Waste Recycling	HU-Import Non-Agricultural By-Products, Land-Applied	Ton	\$19.31
Saunders	634	Waste Transfer	Agitator, Slurry Transfer	No	\$27,902.45
Saunders	634	Waste Transfer	HU-Agitator, Slurry Transfer	No	\$33,482.94
Saunders	634	Waste Transfer	Concrete Channel	SqFt	\$14.41
Saunders	634	Waste Transfer	HU-Concrete Channel	SqFt	\$17.29
Saunders	634	Waste Transfer	Gravity flow, greater than 18 inch diameter conduit	Ft	\$51.03
Saunders	634	Waste Transfer	HU-Gravity flow, greater than 18 inch diameter conduit	Ft	\$61.23
Saunders	634	Waste Transfer	Gravity flow, less than or equal to 18 inch diameter conduit	Ft	\$29.88
Saunders	634	Waste Transfer	HU-Gravity flow, less than or equal to 18 inch diameter conduit	Ft	\$35.86
Saunders	634	Waste Transfer	Hard-hose Reel System with Booster incorporated into Traveler	No	\$41,010.32
Saunders	634	Waste Transfer	HU-Hard-hose Reel System with Booster incorporated into Traveler	No	\$49,212.38
Saunders	634	Waste Transfer	Lot Runoff Containment Wall	Ft	\$72.89
Saunders	634	Waste Transfer	HU-Lot Runoff Containment Wall	Ft	\$87.47
Saunders	634	Waste Transfer	Pressure flow, 10 inch diameter conduit	Ft	\$27.93
Saunders	634	Waste Transfer	HU-Pressure flow, 10 inch diameter conduit	Ft	\$33.52
Saunders	634	Waste Transfer	Pressure flow, 12 inch or greater diameter conduit	Ft	\$41.60
Saunders	634	Waste Transfer	HU-Pressure flow, 12 inch or greater diameter conduit	Ft	\$49.91
Saunders	634	Waste Transfer	Pressure flow, 8 inch diameter conduit	Ft	\$19.60
Saunders	634	Waste Transfer	HU-Pressure flow, 8 inch diameter conduit	Ft	\$23.51
Saunders	634	Waste Transfer	Pressure flow, less than or equal to 6 inch diameter conduit	Ft	\$13.57
Saunders	634	Waste Transfer	HU-Pressure flow, less than or equal to 6 inch diameter conduit	Ft	\$16.28
Saunders	634	Waste Transfer	Pressure or gravity flow conduit that includes one boring under roadway	Ft	\$33.03

County	Code	Practice	Component	Units	Unit Cost
Saunders	634	Waste Transfer	HU-Pressure or gravity flow conduit that includes one boring under roadway	Ft	\$39.63
Saunders	635	Vegetated Treatment Area	Concrete Curb with major shaping	Ac	\$10,838.50
Saunders	635	Vegetated Treatment Area	HU-Concrete Curb with major shaping	Ac	\$13,006.20
Saunders	635	Vegetated Treatment Area	Wp_Concrete Curb with major shaping	Ac	\$10,838.50
Saunders	635	Vegetated Treatment Area	Concrete Curb, with or without flow spreaders	Ac	\$4,778.31
Saunders	635	Vegetated Treatment Area	HU-Concrete Curb, with or without flow spreaders	Ac	\$5,733.97
Saunders	635	Vegetated Treatment Area	Wp_Concrete Curb, with or without flow spreaders	Ac	\$4,778.31
Saunders	635	Vegetated Treatment Area	Gated Pipe with major shaping	Ac	\$10,266.10
Saunders	635	Vegetated Treatment Area	HU-Gated Pipe with major shaping	Ac	\$12,319.32
Saunders	635	Vegetated Treatment Area	Wp_Gated Pipe with major shaping	Ac	\$10,266.10
Saunders	635	Vegetated Treatment Area	Gated Pipe, with or without flow spreaders	Ac	\$2,280.77
Saunders	635	Vegetated Treatment Area	HU-Gated Pipe, with or without flow spreaders	Ac	\$2,736.92
Saunders	635	Vegetated Treatment Area	Wp_Gated Pipe, with or without flow spreaders	Ac	\$2,280.77
Saunders	635	Vegetated Treatment Area	Minor Shaping	Ac	\$1,606.32
Saunders	635	Vegetated Treatment Area	HU-Minor Shaping	Ac	\$1,927.58
Saunders	635	Vegetated Treatment Area	Wp_Minor Shaping	Ac	\$1,606.32
Saunders	635	Vegetated Treatment Area	Sprinkler, Center Pivot	Ac	\$4,249.84
Saunders	635	Vegetated Treatment Area	HU-Sprinkler, Center Pivot	Ac	\$5,099.81
Saunders	635	Vegetated Treatment Area	Wp_Sprinkler, Center Pivot	Ac	\$4,249.84
Saunders	635	Vegetated Treatment Area	Sprinkler, Mobile Pods	Ac	\$3,856.61
Saunders	635	Vegetated Treatment Area	HU-Sprinkler, Mobile Pods	Ac	\$4,627.93
Saunders	635	Vegetated Treatment Area	Wp_Sprinkler, Mobile Pods	Ac	\$3,856.61
Saunders	635	Vegetated Treatment Area	Sprinkler, Solid Set Distribution	Ac	\$6,080.99
Saunders	635	Vegetated Treatment Area	HU-Sprinkler, Solid Set Distribution	Ac	\$7,297.19
Saunders	635	Vegetated Treatment Area	Wp_Sprinkler, Solid Set Distribution	Ac	\$6,080.99
Saunders	636	Water Harvesting Catchment	Elevated Catchment	SqYd	\$146.07
Saunders	636	Water Harvesting Catchment	HU-Elevated Catchment	SqYd	\$175.28

County	Code	Practice	Component	Units	Unit Cost
Saunders	636	Water Harvesting Catchment	Plastic tank, less than or equal to 1,000 gallons	Gal	\$1.96
Saunders	636	Water Harvesting Catchment	HU-Plastic tank, less than or equal to 1,000 gallons	Gal	\$2.36
Saunders	636	Water Harvesting Catchment	Surface Catchment	SqYd	\$14.50
Saunders	636	Water Harvesting Catchment	HU-Surface Catchment	SqYd	\$17.40
Saunders	638	Water and Sediment Control Basin	WASCOB base	CuYd	\$3.26
Saunders	638	Water and Sediment Control Basin	HU-WASCOB base	CuYd	\$3.90
Saunders	638	Water and Sediment Control Basin	WASCOB topsoil	CuYd	\$3.50
Saunders	638	Water and Sediment Control Basin	HU-WASCOB topsoil	CuYd	\$4.21
Saunders	638	Water and Sediment Control Basin	WASCOB, Crop Season Construction	CuYd	\$3.69
Saunders	638	Water and Sediment Control Basin	HU-WASCOB, Crop Season Construction	CuYd	\$4.40
Saunders	640	Waterspreading	Dikes	Ac	\$1,733.67
Saunders	640	Waterspreading	HU-Dikes	Ac	\$2,080.41
Saunders	642	Water Well	Shallow Well, 100 ft. deep or less	Ft	\$107.63
Saunders	642	Water Well	HU-Shallow Well, 100 ft. deep or less	Ft	\$129.16
Saunders	642	Water Well	Single PVC Casing with pitless unit, greater than 100 ft. deep	Ft	\$64.50
Saunders	642	Water Well	HU-Single PVC Casing with pitless unit, greater than 100 ft. deep	Ft	\$77.41
Saunders	642	Water Well	Steel or Copper, 100 ft. or deeper	Lnft	\$55.01
Saunders	642	Water Well	HU-Steel or Copper, 100 ft. or deeper	Lnft	\$66.01
Saunders	642	Water Well	Well Point	Ft	\$281.82
Saunders	642	Water Well	HU-Well Point	Ft	\$338.19
Saunders	643	Restoration of Rare or Declining Natural Communities	Beaver Dam Analogues or Post-Assisted Log Structures	Lnft	\$37.17
Saunders	643	Restoration of Rare or Declining Natural Communities	HU-Beaver Dam Analogues or Post-Assisted Log Structures	Lnft	\$44.60
Saunders	643	Restoration of Rare or Declining Natural Communities	Habitat Monitoring and Management, High Intensity and Complexity	Ac	\$22.90
Saunders	643	Restoration of Rare or Declining Natural Communities	HU-Habitat Monitoring and Management, High Intensity and Complexity	Ac	\$27.49
Saunders	643	Restoration of Rare or Declining Natural Communities	Monitoring & Management, Low Intensity and Complexity - No Foregone Income	Ac	\$5.77
Saunders	643	Restoration of Rare or Declining Natural Communities	HU-Monitoring & Management, Low Intensity and Complexity - No Foregone Income	Ac	\$6.93

County	Code	Practice	Component	Units	Unit Cost
Saunders	643	Restoration of Rare or Declining Natural Communities	Rock Structure	CuYd	\$702.39
Saunders	643	Restoration of Rare or Declining Natural Communities	HU-Rock Structure	CuYd	\$842.87
Saunders	644	Wetland Wildlife Habitat Management	Establishment of seasonal wildlife forage or cover on non-cropland	Ac	\$141.67
Saunders	644	Wetland Wildlife Habitat Management	HU-Establishment of seasonal wildlife forage or cover on non-cropland	Ac	\$170.01
Saunders	644	Wetland Wildlife Habitat Management	Idling Cropland for Wetland Wildlife - Level 2	Ac	\$292.18
Saunders	644	Wetland Wildlife Habitat Management	HU-Idling Cropland for Wetland Wildlife - Level 2	Ac	\$302.79
Saunders	644	Wetland Wildlife Habitat Management	Management and Monitoring on Idled Cropland for Wetland Wildlife, foregone income - Level 1 (Year 2-5)	Ac	\$286.36
Saunders	644	Wetland Wildlife Habitat Management	HU-Management and Monitoring on Idled Cropland for Wetland Wildlife, foregone income - Level 1 (Year 2-5)	Ac	\$295.81
Saunders	644	Wetland Wildlife Habitat Management	Management and monitoring only, foregone income (FI)	Ac	\$299.82
Saunders	644	Wetland Wildlife Habitat Management	HU-Management and monitoring only, foregone income (FI)	Ac	\$303.36
Saunders	644	Wetland Wildlife Habitat Management	Monitoring and Management - Level 3	Ac	\$208.80
Saunders	644	Wetland Wildlife Habitat Management	HU-Monitoring and Management - Level 3	Ac	\$217.08
Saunders	644	Wetland Wildlife Habitat Management	Wetland Wildlife Habitat Monitoring and Management, Low Intensity and Complexity	Ac	\$3.87
Saunders	644	Wetland Wildlife Habitat Management	HU-Wetland Wildlife Habitat Monitoring and Management, Low Intensity and Complexity	Ac	\$4.65
Saunders	645	Upland Wildlife Habitat Management	Establishment of seasonal forage or cover for wildlife on cropland, with FI	Ac	\$428.86
Saunders	645	Upland Wildlife Habitat Management	HU-Establishment of seasonal forage or cover for wildlife on cropland, with FI	Ac	\$446.97
Saunders	645	Upland Wildlife Habitat Management	Establishment of seasonal wildlife forage or cover on cropland, no FI	Ac	\$98.68
Saunders	645	Upland Wildlife Habitat Management	HU-Establishment of seasonal wildlife forage or cover on cropland, no FI	Ac	\$118.42
Saunders	645	Upland Wildlife Habitat Management	Greater Prairie Chicken Habitat Development	Ac	\$9.50
Saunders	645	Upland Wildlife Habitat Management	HU-Greater Prairie Chicken Habitat Development	Ac	\$11.40
Saunders	645	Upland Wildlife Habitat Management	Habitat Monitoring and Management, Low Intensity and Complexity	Ac	\$3.87
Saunders	645	Upland Wildlife Habitat Management	HU-Habitat Monitoring and Management, Low Intensity and Complexity	Ac	\$4.65
Saunders	645	Upland Wildlife Habitat Management	Habitat Monitoring and Management, Medium Intensity and Complexity	Ac	\$11.90
Saunders	645	Upland Wildlife Habitat Management	HU-Habitat Monitoring and Management, Medium Intensity and Complexity	Ac	\$14.28

County	Code	Practice	Component	Units	Unit Cost
Saunders	645	Upland Wildlife Habitat Management	Interseeding Milkweed Into Existing Habitat	Ac	\$157.41
Saunders	645	Upland Wildlife Habitat Management	HU-Interseeding Milkweed Into Existing Habitat	Ac	\$188.89
Saunders	645	Upland Wildlife Habitat Management	Livestock Exclusion for Wildlife	Ac	\$62.12
Saunders	645	Upland Wildlife Habitat Management	HU-Livestock Exclusion for Wildlife	Ac	\$63.04
Saunders	645	Upland Wildlife Habitat Management	Wildlife Habitat Enhancement - Former Cropland (FI)	Ac	\$283.87
Saunders	645	Upland Wildlife Habitat Management	HU-Wildlife Habitat Enhancement - Former Cropland (FI)	Ac	\$284.03
Saunders	646	Shallow Water Development and Management	Shallow Water Management, High Level	Ac	\$315.02
Saunders	646	Shallow Water Development and Management	HU-Shallow Water Management, High Level	Ac	\$378.02
Saunders	646	Shallow Water Development and Management	Shallow Water Management-Low Level	Ac	\$137.43
Saunders	646	Shallow Water Development and Management	HU-Shallow Water Management-Low Level	Ac	\$164.92
Saunders	647	Early Successional Habitat Development-Mgt	Chemical	Ac	\$18.93
Saunders	647	Early Successional Habitat Development-Mgt	HU-Chemical	Ac	\$22.72
Saunders	647	Early Successional Habitat Development-Mgt	Disking	Ac	\$26.50
Saunders	647	Early Successional Habitat Development-Mgt	HU-Disking	Ac	\$31.80
Saunders	647	Early Successional Habitat Development-Mgt	Mowing	Ac	\$10.27
Saunders	647	Early Successional Habitat Development-Mgt	HU-Mowing	Ac	\$12.33
Saunders	649	Structures for Wildlife	Brush Pile - Large	No	\$146.01
Saunders	649	Structures for Wildlife	HU-Brush Pile - Large	No	\$175.20
Saunders	649	Structures for Wildlife	Brush Pile - Small	No	\$33.72
Saunders	649	Structures for Wildlife	HU-Brush Pile - Small	No	\$40.47
Saunders	649	Structures for Wildlife	Escape Ramp	No	\$72.33
Saunders	649	Structures for Wildlife	HU-Escape Ramp	No	\$86.80
Saunders	649	Structures for Wildlife	Fence Markers, Vinyl Undersill	Ft	\$0.18
Saunders	649	Structures for Wildlife	HU-Fence Markers, Vinyl Undersill	Ft	\$0.22
Saunders	649	Structures for Wildlife	Nesting Box, Large	No	\$97.70
Saunders	649	Structures for Wildlife	HU-Nesting Box, Large	No	\$117.24
Saunders	649	Structures for Wildlife	Perch Deterrent	Lnft	\$8.02

County	Code	Practice	Component	Units	Unit Cost
Saunders	649	Structures for Wildlife	HU-Perch Deterrent	Lnft	\$9.62
Saunders	649	Structures for Wildlife	Wildlife Friendly Fence Retrofit, Replacement of Barbed Wire Only with Smooth Wire	Lnft	\$1.34
Saunders	649	Structures for Wildlife	HU-Wildlife Friendly Fence Retrofit, Replacement of Barbed Wire Only with Smooth Wire	Lnft	\$1.62
Saunders	654	Road/Trail/Landing Closure and Treatment	Road/Trail removal and restoration (Vegetative)	Ft	\$4.18
Saunders	654	Road/Trail/Landing Closure and Treatment	HU-Road/Trail removal and restoration (Vegetative)	Ft	\$5.01
Saunders	655	Forest Trails and Landings	Trail and Landing Installation	Ft	\$1.54
Saunders	655	Forest Trails and Landings	HU-Trail and Landing Installation	Ft	\$1.84
Saunders	655	Forest Trails and Landings	Trail/Landing Location and Marking	Ft	\$0.31
Saunders	655	Forest Trails and Landings	HU-Trail/Landing Location and Marking	Ft	\$0.37
Saunders	656	Constructed Wetland	Large, 0.5 to 1.0 ac.	Ac	\$9,803.84
Saunders	656	Constructed Wetland	HU-Large, 0.5 to 1.0 ac.	Ac	\$11,764.60
Saunders	656	Constructed Wetland	Wp_Large, 0.5 to 1.0 ac.	Ac	\$9,803.84
Saunders	656	Constructed Wetland	Large, more than 1.0 ac.	Ac	\$7,531.49
Saunders	656	Constructed Wetland	HU-Large, more than 1.0 ac.	Ac	\$9,037.79
Saunders	656	Constructed Wetland	Wp_Large, more than 1.0 ac.	Ac	\$7,531.49
Saunders	656	Constructed Wetland	Medium, 0.5 ac or less	Ac	\$14,974.32
Saunders	656	Constructed Wetland	HU-Medium, 0.5 ac or less	Ac	\$17,969.19
Saunders	656	Constructed Wetland	Wp_Medium, 0.5 ac or less	Ac	\$14,974.32
Saunders	657	Wetland Restoration	Depression Sediment Removal	CuYd	\$3.50
Saunders	657	Wetland Restoration	HU-Depression Sediment Removal	CuYd	\$4.20
Saunders	657	Wetland Restoration	Pr_Depression Sediment Removal	CuYd	\$4.20
Saunders	657	Wetland Restoration	Wp_Depression Sediment Removal	CuYd	\$3.50
Saunders	657	Wetland Restoration	Ditch plug - Lateral Restoration	CuYd	\$9.98
Saunders	657	Wetland Restoration	HU-Ditch plug - Lateral Restoration	CuYd	\$11.97
Saunders	657	Wetland Restoration	Pr_Ditch plug - Lateral Restoration	CuYd	\$11.97
Saunders	657	Wetland Restoration	Wp_Ditch plug - Lateral Restoration	CuYd	\$9.98

County	Code	Practice	Component	Units	Unit Cost
Saunders	657	Wetland Restoration	Fill in dugout	CuYd	\$3.50
Saunders	657	Wetland Restoration	HU-Fill in dugout	CuYd	\$4.20
Saunders	657	Wetland Restoration	Pr_Fill in dugout	CuYd	\$4.20
Saunders	657	Wetland Restoration	Wp_Fill in dugout	CuYd	\$3.50
Saunders	657	Wetland Restoration	Sediment Removal - Saturated Site	CuYd	\$4.23
Saunders	657	Wetland Restoration	HU-Sediment Removal - Saturated Site	CuYd	\$5.07
Saunders	657	Wetland Restoration	Pr_Sediment Removal - Saturated Site	CuYd	\$5.07
Saunders	657	Wetland Restoration	Wp_Sediment Removal - Saturated Site	CuYd	\$4.23
Saunders	658	Wetland Creation	Excavation and Embankment	CuYd	\$3.89
Saunders	658	Wetland Creation	HU-Excavation and Embankment	CuYd	\$4.67
Saunders	658	Wetland Creation	Wetland Creation, Excavation	CuYd	\$2.41
Saunders	658	Wetland Creation	HU-Wetland Creation, Excavation	CuYd	\$2.89
Saunders	659	Wetland Enhancement	Depression Sediment Removal and Ditch Plug	CuYd	\$2.16
Saunders	659	Wetland Enhancement	HU-Depression Sediment Removal and Ditch Plug	CuYd	\$2.59
Saunders	659	Wetland Enhancement	Wp_Depression Sediment Removal and Ditch Plug	CuYd	\$2.16
Saunders	659	Wetland Enhancement	Excavation on Saturated Site	CuYd	\$3.94
Saunders	659	Wetland Enhancement	HU-Excavation on Saturated Site	CuYd	\$4.73
Saunders	659	Wetland Enhancement	Wp_Excavation on Saturated Site	CuYd	\$3.94
Saunders	660	Tree-Shrub Pruning	Pruning- High Height	Ac	\$343.02
Saunders	660	Tree-Shrub Pruning	HU-Pruning- High Height	Ac	\$411.62
Saunders	660	Tree-Shrub Pruning	Pruning Individual Agroforestry tree - small acreage	No	\$11.07
Saunders	660	Tree-Shrub Pruning	HU-Pruning Individual Agroforestry tree - small acreage	No	\$13.28
Saunders	660	Tree-Shrub Pruning	Pruning-Low Height	Ac	\$184.15
Saunders	660	Tree-Shrub Pruning	HU-Pruning-Low Height	Ac	\$220.98
Saunders	660	Tree-Shrub Pruning	Pruning-Multistory Cropping Understory	No	\$0.86
Saunders	660	Tree-Shrub Pruning	HU-Pruning-Multistory Cropping Understory	No	\$1.03
Saunders	660	Tree-Shrub Pruning	Pruning-MultiStory Cropping-Overstory	No	\$7.45

County	Code	Practice	Component	Units	Unit Cost
Saunders	660	Tree-Shrub Pruning	HU-Pruning-MultiStory Cropping-Overstory	No	\$8.94
Saunders	666	Forest Stand Improvement	Comprehensive Forest Stand Treatment with Mastication, All Slopes	Ac	\$2,139.39
Saunders	666	Forest Stand Improvement	HU-Comprehensive Forest Stand Treatment with Mastication, All Slopes	Ac	\$2,567.26
Saunders	666	Forest Stand Improvement	Intermediate Silvicultural Rx Using Ground Based Logging, Heavy Equipment all slopes	Ac	\$639.43
Saunders	666	Forest Stand Improvement	HU-Intermediate Silvicultural Rx Using Ground Based Logging, Heavy Equipment all slopes	Ac	\$767.32
Saunders	666	Forest Stand Improvement	Intermediate Silvicultural Treatment	Ac	\$513.43
Saunders	666	Forest Stand Improvement	HU-Intermediate Silvicultural Treatment	Ac	\$616.10
Saunders	666	Forest Stand Improvement	Pre-commercial Thinning - Hand tools	Ac	\$316.25
Saunders	666	Forest Stand Improvement	HU-Pre-commercial Thinning - Hand tools	Ac	\$379.50
Saunders	666	Forest Stand Improvement	Pre-Commercial Thinning, Mastication	Ac	\$502.50
Saunders	666	Forest Stand Improvement	HU-Pre-Commercial Thinning, Mastication	Ac	\$602.99
Saunders	666	Forest Stand Improvement	Timber Stand Improvement, Chemical, Ground	Ac	\$37.28
Saunders	666	Forest Stand Improvement	HU-Timber Stand Improvement, Chemical, Ground	Ac	\$44.74
Saunders	666	Forest Stand Improvement	Timber Stand Improvement, Single Stem Treatment	Ac	\$304.72
Saunders	666	Forest Stand Improvement	HU-Timber Stand Improvement, Single Stem Treatment	Ac	\$365.65
Saunders	670	Energy Efficient Lighting System	Dairy housing, Fixture (including LED) replacement	SqFt	\$0.30
Saunders	670	Energy Efficient Lighting System	HU-Dairy housing, Fixture (including LED) replacement	SqFt	\$0.36
Saunders	670	Energy Efficient Lighting System	Fixture (including LED) < 20 watts	No	\$19.86
Saunders	670	Energy Efficient Lighting System	HU-Fixture (including LED) < 20 watts	No	\$23.83
Saunders	670	Energy Efficient Lighting System	Fixture (including LED) >= 20 watts and < 40 watts	No	\$56.02
Saunders	670	Energy Efficient Lighting System	HU-Fixture (including LED) >= 20 watts and < 40 watts	No	\$67.23
Saunders	670	Energy Efficient Lighting System	Fixture (including LED) >= 40 watts and < 80 watts	No	\$112.05
Saunders	670	Energy Efficient Lighting System	HU-Fixture (including LED) >= 40 watts and < 80 watts	No	\$134.46
Saunders	670	Energy Efficient Lighting System	Fixture (including LED) >= 80 watts	No	\$203.13
Saunders	670	Energy Efficient Lighting System	HU-Fixture (including LED) >= 80 watts	No	\$243.75
Saunders	670	Energy Efficient Lighting System	General agricultural area, Fixture (including LED) replacement	SqFt	\$0.57

County	Code	Practice	Component	Units	Unit Cost
Saunders	670	Energy Efficient Lighting System	HU-General agricultural area, Fixture (including LED) replacement	SqFt	\$0.68
Saunders	670	Energy Efficient Lighting System	LED (using existing fixture) < 20 watts	No	\$10.17
Saunders	670	Energy Efficient Lighting System	HU-LED (using existing fixture) < 20 watts	No	\$12.21
Saunders	670	Energy Efficient Lighting System	LED (using existing fixture) >= 100 watts	No	\$88.73
Saunders	670	Energy Efficient Lighting System	HU-LED (using existing fixture) >= 100 watts	No	\$106.48
Saunders	670	Energy Efficient Lighting System	LED (using existing fixture) >= 20 watts and < 100 watts	No	\$37.39
Saunders	670	Energy Efficient Lighting System	HU-LED (using existing fixture) >= 20 watts and < 100 watts	No	\$44.88
Saunders	670	Energy Efficient Lighting System	LED Dimmer or Controller	No	\$391.27
Saunders	670	Energy Efficient Lighting System	HU-LED Dimmer or Controller	No	\$469.53
Saunders	670	Energy Efficient Lighting System	Poultry breeding, Fixture (including LED) replacement with new layout	SqFt	\$0.24
Saunders	670	Energy Efficient Lighting System	HU-Poultry breeding, Fixture (including LED) replacement with new layout	SqFt	\$0.29
Saunders	670	Energy Efficient Lighting System	Poultry house, Fixture (including LED) replacement	SqFt	\$0.12
Saunders	670	Energy Efficient Lighting System	HU-Poultry house, Fixture (including LED) replacement	SqFt	\$0.14
Saunders	670	Energy Efficient Lighting System	Poultry house, Fixture (including LED) replacement with new layout	SqFt	\$0.16
Saunders	670	Energy Efficient Lighting System	HU-Poultry house, Fixture (including LED) replacement with new layout	SqFt	\$0.19
Saunders	670	Energy Efficient Lighting System	Poultry house, Lamp replacement	SqFt	\$0.06
Saunders	670	Energy Efficient Lighting System	HU-Poultry house, Lamp replacement	SqFt	\$0.08
Saunders	670	Energy Efficient Lighting System	Specialty agricultural area, waterproof, Fixture (including LED) replacement	SqFt	\$0.83
Saunders	670	Energy Efficient Lighting System	HU-Specialty agricultural area, waterproof, Fixture (including LED) replacement	SqFt	\$1.00
Saunders	670	Energy Efficient Lighting System	Swine facility, Fixture (including LED) replacement	SqFt	\$0.20
Saunders	670	Energy Efficient Lighting System	HU-Swine facility, Fixture (including LED) replacement	SqFt	\$0.23
Saunders	672	Energy Efficient Building Envelope	Building Envelope - Attic Insulation	SqFt	\$0.75
Saunders	672	Energy Efficient Building Envelope	HU-Building Envelope - Attic Insulation	SqFt	\$0.90
Saunders	672	Energy Efficient Building Envelope	Building Envelope - Greenhouse Screens	SqFt	\$2.42
Saunders	672	Energy Efficient Building Envelope	HU-Building Envelope - Greenhouse Screens	SqFt	\$2.90
Saunders	672	Energy Efficient Building Envelope	Building Envelope - Sealant	Ft	\$1.46

County	Code	Practice	Component	Units	Unit Cost
Saunders	672	Energy Efficient Building Envelope	HU-Building Envelope - Sealant	Ft	\$1.75
Saunders	672	Energy Efficient Building Envelope	Building Envelope - Wall Insulation	SqFt	\$1.82
Saunders	672	Energy Efficient Building Envelope	HU-Building Envelope - Wall Insulation	SqFt	\$2.18
Saunders	672	Energy Efficient Building Envelope	Energy Efficient Glazing	SqFt	\$0.34
Saunders	672	Energy Efficient Building Envelope	HU-Energy Efficient Glazing	SqFt	\$0.40
Saunders	672	Energy Efficient Building Envelope	Greenhouse - Insulate Unglazed Walls	SqFt	\$0.30
Saunders	672	Energy Efficient Building Envelope	HU-Greenhouse - Insulate Unglazed Walls	SqFt	\$0.37
Saunders	810	Annual Forages for Grazing Systems	Annual forages mix	Ac	\$79.18
Saunders	810	Annual Forages for Grazing Systems	HU-Annual forages mix	Ac	\$95.01
Saunders	810	Annual Forages for Grazing Systems	Annual forages to Defer Grazing on Rangeland with FI	Ac	\$389.71
Saunders	810	Annual Forages for Grazing Systems	HU-Annual forages to Defer Grazing on Rangeland with FI	Ac	\$402.55
Saunders	810	Annual Forages for Grazing Systems	Annuals to Facilitate Renovation or Re-establishment	Ac	\$198.92
Saunders	810	Annual Forages for Grazing Systems	HU-Annuals to Facilitate Renovation or Re-establishment	Ac	\$238.70
Saunders	812	Raised Beds	Framed Raised Bed < 500 sq ft Contamination or Debris Sites only	SqFt	\$5.94
Saunders	812	Raised Beds	HU-Framed Raised Bed < 500 sq ft Contamination or Debris Sites only	SqFt	\$7.12
Saunders	812	Raised Beds	Framed Raised Bed greater than or equal to 500 sq ft Contamination or Debris Sites only	SqFt	\$3.39
Saunders	812	Raised Beds	HU-Framed Raised Bed greater than or equal to 500 sq ft Contamination or Debris Sites only	SqFt	\$4.07
Saunders	812	Raised Beds	Framed Raised Bed Small Lot Contamination or Debris Sites only	SqFt	\$11.39
Saunders	812	Raised Beds	HU-Framed Raised Bed Small Lot Contamination or Debris Sites only	SqFt	\$13.67
Saunders	812	Raised Beds	Unframed Raised Bed field size < 0.10 acres Contamination or Debris Sites only	SqFt	\$4.01
Saunders	812	Raised Beds	HU-Unframed Raised Bed field size < 0.10 acres Contamination or Debris Sites only	SqFt	\$4.81
Saunders	812	Raised Beds	Unframed Raised Bedfield size < 0.5 acres Contamination or Debris Sites only	SqFt	\$2.77
Saunders	812	Raised Beds	HU-Unframed Raised Bedfield size < 0.5 acres Contamination or Debris Sites only	SqFt	\$3.33
Saunders	821	Low Tunnel Systems	Low tunnel < 1000 square feet- Year 1	SqFt	\$4.74

County	Code	Practice	Component	Units	Unit Cost
Saunders	821	Low Tunnel Systems	HU-Low tunnel < 1000 square feet- Year 1	SqFt	\$5.69
Saunders	821	Low Tunnel Systems	Low tunnel 1000-5000 square feet, Year 1	SqFt	\$1.28
Saunders	821	Low Tunnel Systems	HU-Low tunnel 1000-5000 square feet, Year 1	SqFt	\$1.54
Saunders	821	Low Tunnel Systems	Low tunnel management- Year 2-3	SqFt	\$0.44
Saunders	821	Low Tunnel Systems	HU-Low tunnel management- Year 2-3	SqFt	\$0.53
Saunders	823	Organic Management	Certified Organic	Ac	\$87.48
Saunders	823	Organic Management	HU-Certified Organic	Ac	\$104.97
Saunders	823	Organic Management	Complex Crops and Livestock	Ac	\$350.30
Saunders	823	Organic Management	HU-Complex Crops and Livestock	Ac	\$420.37
Saunders	823	Organic Management	Complex Crops and Livestock FI	Ac	\$561.93
Saunders	823	Organic Management	HU-Complex Crops and Livestock FI	Ac	\$631.99
Saunders	823	Organic Management	Complex Crops FI	Ac	\$466.35
Saunders	823	Organic Management	HU-Complex Crops FI	Ac	\$517.29
Saunders	823	Organic Management	Complex Crops Only	Ac	\$254.72
Saunders	823	Organic Management	HU-Complex Crops Only	Ac	\$305.67
Saunders	823	Organic Management	Irrigated Pasture for Livestock	Ac	\$132.36
Saunders	823	Organic Management	HU-Irrigated Pasture for Livestock	Ac	\$158.82
Saunders	823	Organic Management	Simple Crops and Livestock	Ac	\$296.13
Saunders	823	Organic Management	HU-Simple Crops and Livestock	Ac	\$355.36
Saunders	823	Organic Management	Simple Crops and Livestock FI	Ac	\$326.08
Saunders	823	Organic Management	HU-Simple Crops and Livestock FI	Ac	\$385.31
Saunders	823	Organic Management	Simple Crops Large Acreage	Ac	\$74.25
Saunders	823	Organic Management	HU-Simple Crops Large Acreage	Ac	\$89.11
Saunders	823	Organic Management	Simple Crops Large Acreage FI	Ac	\$104.20
Saunders	823	Organic Management	HU-Simple Crops Large Acreage FI	Ac	\$119.06
Saunders	823	Organic Management	Simple Crops Only	Ac	\$221.95
Saunders	823	Organic Management	HU-Simple Crops Only	Ac	\$266.34

County	Code	Practice	Component	Units	Unit Cost
Saunders	823	Organic Management	Simple Crops Only FI	Ac	\$251.90
Saunders	823	Organic Management	HU-Simple Crops Only FI	Ac	\$296.29
Saunders	823	Organic Management	Small Scale	Ac	\$1,749.34
Saunders	823	Organic Management	HU-Small Scale	Ac	\$2,099.20
Saunders	823	Organic Management	Small Scale FI	Ac	\$1,983.59
Saunders	823	Organic Management	HU-Small Scale FI	Ac	\$2,333.46
Saunders	911	TA Design	TSPR-313 - Buried Concrete Tank	No	\$22,401.93
Saunders	911	TA Design	TSPR-313 - Buried Concrete Tank, Greater Than 110,000 Cubic Feet	No	\$12,580.24
Saunders	911	TA Design	TSPR-313 - Composted Bedded Pack, Concrete Floor and Walls	No	\$6,563.61
Saunders	911	TA Design	TSPR-313 - Composted Bedded Pack, Earthen Floor and Wood Walls	No	\$3,719.38
Saunders	911	TA Design	TSPR-313 - Dry Stack with Concrete Floor and Walls	No	\$7,876.33
Saunders	911	TA Design	TSPR-313 - Pond	No	\$16,627.80
Saunders	911	TA Design	TSPR-367 - Hoop Structure Roof	No	\$5,094.58
Saunders	911	TA Design	TSPR-367 - Timber or Steel Sheet Roof	No	\$5,094.58
Saunders	911	TA Design	TSPR-441 - SDI (Subsurface Drip Irrigation)	Ac	\$109.39
Saunders	911	TA Design	TSPR-520 - Use On-Site Material	CuYd	\$1.36
Saunders	911	TA Design	TSPR-521 - Flexible Membrane - Uncovered with liner drainage or venting	No	\$4,156.95
Saunders	911	TA Design	TSPR-533 - Livestock, Manure Transfer	No	\$765.75
Saunders	911	TA Design	TSPR-632 - Concrete Settling Structure with picket screen outlet	No	\$3,938.16
Saunders	911	TA Design	TSPR-632 - Concrete Settling Structure with pipe outlet	No	\$13,236.61
Saunders	911	TA Design	TSPR-634 - Gravity flow	Ft	\$5.11
Saunders	911	TA Design	TSPR-634 - Pressure flow, less than or equal to 6 inch diameter conduit	Ft	\$2.52
Saunders	912	TA Application	TSPR-313 - Buried Concrete Tank	No	\$5,649.18
Saunders	912	TA Application	TSPR-313 - Buried Concrete Tank, Greater Than 110,000 Cubic Feet	No	\$3,172.41
Saunders	912	TA Application	TSPR-313 - Composted Bedded Pack, Concrete Floor and Walls	No	\$4,375.74
Saunders	912	TA Application	TSPR-313 - Composted Bedded Pack, Earthen Floor and Wood Walls	No	\$2,625.44
Saunders	912	TA Application	TSPR-313 - Dry Stack with Concrete Floor and Walls	No	\$5,360.28

County	Code	Practice	Component	Units	Unit Cost
Saunders	912	TA Application	TSPR-313 - Pond	No	\$5,360.28
Saunders	912	TA Application	TSPR-367 - Hoop Structure Roof	No	\$2,498.68
Saunders	912	TA Application	TSPR-367 - Timber or Steel Sheet Roof	No	\$1,998.94
Saunders	912	TA Application	TSPR-441 - SDI (Subsurface Drip Irrigation)	Ac	\$47.40
Saunders	912	TA Application	TSPR-520 - Use On-Site Material	CuYd	\$0.95
Saunders	912	TA Application	TSPR-521 - Flexible Membrane - Uncovered with liner drainage or venting	No	\$4,047.56
Saunders	912	TA Application	TSPR-632 - Concrete Settling Structure with picket screen outlet	No	\$2,844.23
Saunders	912	TA Application	TSPR-632 - Concrete Settling Structure with pipe outlet	No	\$10,939.34
Saunders	912	TA Application	TSPR-634 - Gravity flow	Ft	\$2.92
Saunders	912	TA Application	TSPR-634 - Pressure flow, less than or equal to 6 inch diameter conduit	Ft	\$0.75
Saunders	913	TA Check-Out	TSPR-313 - Buried Concrete Tank	No	\$7,597.18
Saunders	913	TA Check-Out	TSPR-313 - Buried Concrete Tank, Greater Than 110,000 Cubic Feet	No	\$4,266.34
Saunders	913	TA Check-Out	TSPR-313 - Composted Bedded Pack, Concrete Floor and Walls	No	\$3,500.59
Saunders	913	TA Check-Out	TSPR-313 - Composted Bedded Pack, Earthen Floor and Wood Walls	No	\$1,750.30
Saunders	913	TA Check-Out	TSPR-313 - Dry Stack with Concrete Floor and Walls	No	\$3,938.16
Saunders	913	TA Check-Out	TSPR-313 - Pond	No	\$3,719.38
Saunders	913	TA Check-Out	TSPR-367 - Hoop Structure Roof	No	\$829.29
Saunders	913	TA Check-Out	TSPR-367 - Timber or Steel Sheet Roof	No	\$829.29
Saunders	913	TA Check-Out	TSPR-441 - SDI (Subsurface Drip Irrigation)	Ac	\$16.41
Saunders	913	TA Check-Out	TSPR-520 - Use On-Site Material	CuYd	\$0.20
Saunders	913	TA Check-Out	TSPR-521 - Flexible Membrane - Uncovered with liner drainage or venting	No	\$437.57
Saunders	913	TA Check-Out	TSPR-533 - Livestock, Manure Transfer	No	\$328.18
Saunders	913	TA Check-Out	TSPR-632 - Concrete Settling Structure with picket screen outlet	No	\$656.36
Saunders	913	TA Check-Out	TSPR-632 - Concrete Settling Structure with pipe outlet	No	\$656.36
Saunders	913	TA Check-Out	TSPR-634 - Gravity flow	Ft	\$3.65
Saunders	913	TA Check-Out	TSPR-634 - Pressure flow, less than or equal to 6 inch diameter conduit	Ft	\$0.52

County	Code	Practice	Component	Units	Unit Cost
Washington	101	CNMP Design and Implementation Activity	All Livestock Operations, 301 to 700 Animal Units	No	\$4,497.10
Washington	101	CNMP Design and Implementation Activity	HU-All Livestock Operations, 301 to 700 Animal Units	No	\$5,396.52
Washington	101	CNMP Design and Implementation Activity	All Livestock Operations, Greater Than 700 Animal Units	No	\$7,049.99
Washington	101	CNMP Design and Implementation Activity	HU-All Livestock Operations, Greater Than 700 Animal Units	No	\$8,459.98
Washington	101	CNMP Design and Implementation Activity	All Livestock Operations, Less Than or Equal to 300 Animal Units	No	\$5,032.28
Washington	101	CNMP Design and Implementation Activity	HU-All Livestock Operations, Less Than or Equal to 300 Animal Units	No	\$6,038.73
Washington	101	CNMP Design and Implementation Activity	All Livestock Operations, No Land Application	No	\$845.91
Washington	101	CNMP Design and Implementation Activity	HU-All Livestock Operations, No Land Application	No	\$1,015.09
Washington	101	CNMP Design and Implementation Activity	CNMP Revision	No	\$3,687.15
Washington	101	CNMP Design and Implementation Activity	HU-CNMP Revision	No	\$4,424.58
Washington	102	Comprehensive Nutrient Management Plan	Dairy Operations, 301 to 700 Animal Units	No	\$5,205.85
Washington	102	Comprehensive Nutrient Management Plan	HU-Dairy Operations, 301 to 700 Animal Units	No	\$6,247.01
Washington	102	Comprehensive Nutrient Management Plan	Dairy Operations, Greater Than 700 Animal Units	No	\$6,506.47
Washington	102	Comprehensive Nutrient Management Plan	HU-Dairy Operations, Greater Than 700 Animal Units	No	\$7,807.76
Washington	102	Comprehensive Nutrient Management Plan	Dairy Operations, Less Than or Equal to 300 Animal Units	No	\$4,231.23
Washington	102	Comprehensive Nutrient Management Plan	HU-Dairy Operations, Less Than or Equal to 300 Animal Units	No	\$5,077.48
Washington	102	Comprehensive Nutrient Management Plan	Dairy Operations, No Land Application	No	\$4,426.83
Washington	102	Comprehensive Nutrient Management Plan	HU-Dairy Operations, No Land Application	No	\$5,312.20
Washington	102	Comprehensive Nutrient Management Plan	Non-Dairy Livestock Operations, 301 to 700 Animal Units	No	\$4,558.92
Washington	102	Comprehensive Nutrient Management Plan	HU-Non-Dairy Livestock Operations, 301 to 700 Animal Units	No	\$5,470.70
Washington	102	Comprehensive Nutrient Management Plan	Non-Dairy Livestock Operations, Less Than or Equal to 300 Animal Units	No	\$3,452.22
Washington	102	Comprehensive Nutrient Management Plan	HU-Non-Dairy Livestock Operations, Less Than or Equal to 300 Animal Units	No	\$4,142.65
Washington	102	Comprehensive Nutrient Management Plan	Non-Dairy Livestock Operations, No Land Application	No	\$2,735.01
Washington	102	Comprehensive Nutrient Management Plan	HU-Non-Dairy Livestock Operations, No Land Application	No	\$3,282.02
Washington	102	Comprehensive Nutrient Management Plan	Non-Dairy Operations, Greater Than 700 Animal Units	No	\$5,859.54
Washington	102	Comprehensive Nutrient Management Plan	HU-Non-Dairy Operations, Greater Than 700 Animal Units	No	\$7,031.44
Washington	106	Forest Management Plan	Nonindustrial Private Forest, 101 to 250 Acres	No	\$2,956.25

County	Code	Practice	Component	Units	Unit Cost
Washington	106	Forest Management Plan	HU-Nonindustrial Private Forest, 101 to 250 Acres	No	\$3,547.50
Washington	106	Forest Management Plan	Nonindustrial Private Forest, 21 to 100 Acres	No	\$1,799.46
Washington	106	Forest Management Plan	HU-Nonindustrial Private Forest, 21 to 100 Acres	No	\$2,159.35
Washington	106	Forest Management Plan	Nonindustrial Private Forest, 251 to 500 Acres	No	\$4,370.11
Washington	106	Forest Management Plan	HU-Nonindustrial Private Forest, 251 to 500 Acres	No	\$5,244.14
Washington	106	Forest Management Plan	Nonindustrial Private Forest, 501 to 1,000 Acres	No	\$5,334.11
Washington	106	Forest Management Plan	HU-Nonindustrial Private Forest, 501 to 1,000 Acres	No	\$6,400.94
Washington	106	Forest Management Plan	Nonindustrial Private Forest, Greater Than 1,000 Acres	No	\$6,940.78
Washington	106	Forest Management Plan	HU-Nonindustrial Private Forest, Greater Than 1,000 Acres	No	\$8,328.93
Washington	106	Forest Management Plan	Nonindustrial Private Forest, Less Than or Equal to 20 Acres	No	\$1,221.06
Washington	106	Forest Management Plan	HU-Nonindustrial Private Forest, Less Than or Equal to 20 Acres	No	\$1,465.27
Washington	110	Grazing Management Plan	Grazed Lands, 1,501 to 5,000 Acres	No	\$3,335.83
Washington	110	Grazing Management Plan	HU-Grazed Lands, 1,501 to 5,000 Acres	No	\$4,002.99
Washington	110	Grazing Management Plan	Grazed Lands, 101 to 500 Acres	No	\$2,382.73
Washington	110	Grazing Management Plan	HU-Grazed Lands, 101 to 500 Acres	No	\$2,859.28
Washington	110	Grazing Management Plan	Grazed Lands, 5,001 to 10,000 Acres	No	\$3,812.37
Washington	110	Grazing Management Plan	HU-Grazed Lands, 5,001 to 10,000 Acres	No	\$4,574.84
Washington	110	Grazing Management Plan	Grazed Lands, 501 to 1,500 Acres	No	\$2,859.28
Washington	110	Grazing Management Plan	HU-Grazed Lands, 501 to 1,500 Acres	No	\$3,431.13
Washington	110	Grazing Management Plan	Grazed Lands, Greater Than 10,000 Acres	No	\$4,288.91
Washington	110	Grazing Management Plan	HU-Grazed Lands, Greater Than 10,000 Acres	No	\$5,146.69
Washington	110	Grazing Management Plan	Grazed Lands, Less Than or Equal to 100 Acres	No	\$1,906.18
Washington	110	Grazing Management Plan	HU-Grazed Lands, Less Than or Equal to 100 Acres	No	\$2,287.43
Washington	116	Soil Health Management Plan	Crops and Livestock Soil Health Management, Greater Than or Equal to Five Units	No	\$1,955.99
Washington	116	Soil Health Management Plan	HU-Crops and Livestock Soil Health Management, Greater Than or Equal to Five Units	No	\$2,347.20
Washington	116	Soil Health Management Plan	Crops and Livestock Soil Health Management, Less Than Five Units	No	\$1,564.80

County	Code	Practice	Component	Units	Unit Cost
Washington	116	Soil Health Management Plan	HU-Crops and Livestock Soil Health Management, Less Than Five Units	No	\$1,877.76
Washington	116	Soil Health Management Plan	Crops Soil Health Management, Greater Than or Equal to Five Units	No	\$1,825.60
Washington	116	Soil Health Management Plan	HU-Crops Soil Health Management, Greater Than or Equal to Five Units	No	\$2,190.71
Washington	116	Soil Health Management Plan	Crops Soil Health Management, Less Than Five Units	No	\$1,434.40
Washington	116	Soil Health Management Plan	HU-Crops Soil Health Management, Less Than Five Units	No	\$1,721.27
Washington	116	Soil Health Management Plan	Organic Crops and Livestock Soil Health Management, Greater Than or Equal to Five Units	No	\$2,347.20
Washington	116	Soil Health Management Plan	HU-Organic Crops and Livestock Soil Health Management, Greater Than or Equal to Five Units	No	\$2,816.64
Washington	116	Soil Health Management Plan	Organic Crops and Livestock Soil Health Management, Less Than Five Units	No	\$2,216.79
Washington	116	Soil Health Management Plan	HU-Organic Crops and Livestock Soil Health Management, Less Than Five Units	No	\$2,660.15
Washington	116	Soil Health Management Plan	Organic Crops Soil Health Management, Greater Than or Equal to Five Units	No	\$2,086.40
Washington	116	Soil Health Management Plan	HU-Organic Crops Soil Health Management, Greater Than or Equal to Five Units	No	\$2,503.68
Washington	116	Soil Health Management Plan	Organic Crops Soil Health Management, Less Than Five Units	No	\$1,695.20
Washington	116	Soil Health Management Plan	HU-Organic Crops Soil Health Management, Less Than Five Units	No	\$2,034.24
Washington	116	Soil Health Management Plan	Small Farm, Less Than or Equal to 10 Acres	No	\$1,304.00
Washington	116	Soil Health Management Plan	HU-Small Farm, Less Than or Equal to 10 Acres	No	\$1,564.80
Washington	120	Agricultural Energy Design	High Complexity, Four to Five Designs	No	\$7,134.63
Washington	120	Agricultural Energy Design	HU-High Complexity, Four to Five Designs	No	\$8,561.56
Washington	120	Agricultural Energy Design	High Complexity, Greater Than or Equal to Six Designs	No	\$8,394.05
Washington	120	Agricultural Energy Design	HU-High Complexity, Greater Than or Equal to Six Designs	No	\$10,072.87
Washington	120	Agricultural Energy Design	High Complexity, One Design	No	\$4,615.79
Washington	120	Agricultural Energy Design	HU-High Complexity, One Design	No	\$5,538.96
Washington	120	Agricultural Energy Design	High Complexity, Two to Three Designs	No	\$5,875.21
Washington	120	Agricultural Energy Design	HU-High Complexity, Two to Three Designs	No	\$7,050.26
Washington	120	Agricultural Energy Design	Low Complexity, Four to Five Designs	No	\$4,837.30

County	Code	Practice	Component	Units	Unit Cost
Washington	120	Agricultural Energy Design	HU-Low Complexity, Four to Five Designs	No	\$5,804.75
Washington	120	Agricultural Energy Design	Low Complexity, Greater Than or Equal to Six Designs	No	\$6,096.72
Washington	120	Agricultural Energy Design	HU-Low Complexity, Greater Than or Equal to Six Designs	No	\$7,316.06
Washington	120	Agricultural Energy Design	Low Complexity, One Design	No	\$2,318.46
Washington	120	Agricultural Energy Design	HU-Low Complexity, One Design	No	\$2,782.14
Washington	120	Agricultural Energy Design	Low Complexity, Two to Three Designs	No	\$3,577.88
Washington	120	Agricultural Energy Design	HU-Low Complexity, Two to Three Designs	No	\$4,293.45
Washington	120	Agricultural Energy Design	Medium Complexity, Four to Five Designs	No	\$5,985.97
Washington	120	Agricultural Energy Design	HU-Medium Complexity, Four to Five Designs	No	\$7,183.16
Washington	120	Agricultural Energy Design	Medium Complexity, Greater Than or Equal to Six Designs	No	\$7,245.39
Washington	120	Agricultural Energy Design	HU-Medium Complexity, Greater Than or Equal to Six Designs	No	\$8,694.46
Washington	120	Agricultural Energy Design	Medium Complexity, One Design	No	\$3,467.12
Washington	120	Agricultural Energy Design	HU-Medium Complexity, One Design	No	\$4,160.55
Washington	120	Agricultural Energy Design	Medium Complexity, Two to Three Designs	No	\$4,726.55
Washington	120	Agricultural Energy Design	HU-Medium Complexity, Two to Three Designs	No	\$5,671.85
Washington	138	Conservation Plan Supporting Organic Transition	Supporting Organic Transition for Crops and Livestock	No	\$4,889.99
Washington	138	Conservation Plan Supporting Organic Transition	HU-Supporting Organic Transition for Crops and Livestock	No	\$5,867.99
Washington	138	Conservation Plan Supporting Organic Transition	Transition to Organic for Crop and Livestock, High Complexity	No	\$7,163.53
Washington	138	Conservation Plan Supporting Organic Transition	HU-Transition to Organic for Crop and Livestock, High Complexity	No	\$8,596.24
Washington	138	Conservation Plan Supporting Organic Transition	Transition to Organic for Crop and Livestock, Low Complexity	No	\$4,889.99
Washington	138	Conservation Plan Supporting Organic Transition	HU-Transition to Organic for Crop and Livestock, Low Complexity	No	\$5,867.99
Washington	138	Conservation Plan Supporting Organic Transition	Transition to Organic for Crop, High Complexity	No	\$4,889.99
Washington	138	Conservation Plan Supporting Organic Transition	HU-Transition to Organic for Crop, High Complexity	No	\$5,867.99
Washington	138	Conservation Plan Supporting Organic Transition	Transition to Organic for Crop, Low Complexity	No	\$4,237.99
Washington	138	Conservation Plan Supporting Organic Transition	HU-Transition to Organic for Crop, Low Complexity	No	\$5,085.60
Washington	138	Conservation Plan Supporting Organic Transition	Transition to Organic for Livestock, High Complexity	No	\$6,837.53
Washington	138	Conservation Plan Supporting Organic Transition	HU-Transition to Organic for Livestock, High Complexity	No	\$8,205.04

County	Code	Practice	Component	Units	Unit Cost
Washington	138	Conservation Plan Supporting Organic Transition	Transition to Organic for Livestock, Low Complexity	No	\$4,563.99
Washington	138	Conservation Plan Supporting Organic Transition	HU-Transition to Organic for Livestock, Low Complexity	No	\$5,476.79
Washington	140	Transition to Organic Design	High Complexity Conservation Practices, Greater Than or Equal to Five	No	\$12,465.61
Washington	140	Transition to Organic Design	HU-High Complexity Conservation Practices, Greater Than or Equal to Five	No	\$14,958.73
Washington	140	Transition to Organic Design	High Complexity Conservation Practices, One to Four	No	\$9,671.58
Washington	140	Transition to Organic Design	HU-High Complexity Conservation Practices, One to Four	No	\$11,605.90
Washington	140	Transition to Organic Design	Low Complexity Conservation Practices, Greater Than or Equal to Five	No	\$7,475.07
Washington	140	Transition to Organic Design	HU-Low Complexity Conservation Practices, Greater Than or Equal to Five	No	\$8,970.09
Washington	140	Transition to Organic Design	Low Complexity Conservation Practices, One to Four	No	\$3,763.52
Washington	140	Transition to Organic Design	HU-Low Complexity Conservation Practices, One to Four	No	\$4,516.23
Washington	144	Fish and Wildlife Habitat Design	Habitat Design, One Land Use	No	\$2,486.03
Washington	144	Fish and Wildlife Habitat Design	HU-Habitat Design, One Land Use	No	\$2,983.23
Washington	144	Fish and Wildlife Habitat Design	Habitat Design, Three or More Land Uses	No	\$3,590.93
Washington	144	Fish and Wildlife Habitat Design	HU-Habitat Design, Three or More Land Uses	No	\$4,309.12
Washington	144	Fish and Wildlife Habitat Design	Habitat Design, Two Land Uses	No	\$3,038.48
Washington	144	Fish and Wildlife Habitat Design	HU-Habitat Design, Two Land Uses	No	\$3,646.17
Washington	148	Pollinator Habitat Design	Pollinator Habitat	No	\$2,900.36
Washington	148	Pollinator Habitat Design	HU-Pollinator Habitat	No	\$3,480.44
Washington	148	Pollinator Habitat Design	Pollinator Habitat, No Local TSP	No	\$4,212.44
Washington	148	Pollinator Habitat Design	HU-Pollinator Habitat, No Local TSP	No	\$5,054.93
Washington	157	Nutrient Management Design and Implementation Activity	Nutrient Management, 101 to 300 Acres and No Manure	No	\$3,362.84
Washington	157	Nutrient Management Design and Implementation Activity	HU-Nutrient Management, 101 to 300 Acres and No Manure	No	\$4,035.41
Washington	157	Nutrient Management Design and Implementation Activity	Nutrient Management, 101 to 300 Acres Fertilizer and Manure	No	\$5,884.96
Washington	157	Nutrient Management Design and Implementation Activity	HU-Nutrient Management, 101 to 300 Acres Fertilizer and Manure	No	\$7,061.96

County	Code	Practice	Component	Units	Unit Cost
Washington	157	Nutrient Management Design and Implementation Activity	Nutrient Management, Greater Than 300 Acres and No Manure	No	\$4,203.55
Washington	157	Nutrient Management Design and Implementation Activity	HU-Nutrient Management, Greater Than 300 Acres and No Manure	No	\$5,044.26
Washington	157	Nutrient Management Design and Implementation Activity	Nutrient Management, Greater Than 300 Acres Fertilizer and Manure	No	\$7,146.03
Washington	157	Nutrient Management Design and Implementation Activity	HU-Nutrient Management, Greater Than 300 Acres Fertilizer and Manure	No	\$8,575.24
Washington	157	Nutrient Management Design and Implementation Activity	Nutrient Management, Less Than or Equal to 100 Acres and No Manure	No	\$2,522.12
Washington	157	Nutrient Management Design and Implementation Activity	HU-Nutrient Management, Less Than or Equal to 100 Acres and No Manure	No	\$3,026.55
Washington	157	Nutrient Management Design and Implementation Activity	Nutrient Management, Less Than or Equal to 100 Acres Fertilizer and Manure	No	\$4,203.55
Washington	157	Nutrient Management Design and Implementation Activity	HU-Nutrient Management, Less Than or Equal to 100 Acres Fertilizer and Manure	No	\$5,044.26
Washington	158	Feed Management Design	Feed Management Plan	No	\$3,362.84
Washington	158	Feed Management Design	HU-Feed Management Plan	No	\$4,035.41
Washington	159	Grazing Management Design	Grazed Lands, 1,501 to 5,000 Acres	No	\$2,223.88
Washington	159	Grazing Management Design	HU-Grazed Lands, 1,501 to 5,000 Acres	No	\$2,668.66
Washington	159	Grazing Management Design	Grazed Lands, 101 to 500 Acres	No	\$1,588.48
Washington	159	Grazing Management Design	HU-Grazed Lands, 101 to 500 Acres	No	\$1,906.18
Washington	159	Grazing Management Design	Grazed Lands, 5,001 to 10,000 Acres	No	\$2,541.58
Washington	159	Grazing Management Design	HU-Grazed Lands, 5,001 to 10,000 Acres	No	\$3,049.90
Washington	159	Grazing Management Design	Grazed Lands, 501 to 1,500 Acres	No	\$1,906.18
Washington	159	Grazing Management Design	HU-Grazed Lands, 501 to 1,500 Acres	No	\$2,287.43
Washington	159	Grazing Management Design	Grazed Lands, Greater Than 10,000 Acres	No	\$2,859.28
Washington	159	Grazing Management Design	HU-Grazed Lands, Greater Than 10,000 Acres	No	\$3,431.13
Washington	159	Grazing Management Design	Grazed Lands, Less Than or Equal to 100 Acres	No	\$1,270.79
Washington	159	Grazing Management Design	HU-Grazed Lands, Less Than or Equal to 100 Acres	No	\$1,524.95

County	Code	Practice	Component	Units	Unit Cost
Washington	160	Prescribed Burning Design	Burn Implementation, 101 to 250 Acres	No	\$1,606.66
Washington	160	Prescribed Burning Design	HU-Burn Implementation, 101 to 250 Acres	No	\$1,927.99
Washington	160	Prescribed Burning Design	Burn Implementation, 21 to 100 Acres	No	\$1,285.33
Washington	160	Prescribed Burning Design	HU-Burn Implementation, 21 to 100 Acres	No	\$1,542.39
Washington	160	Prescribed Burning Design	Burn Implementation, 251 to 500 Acres	No	\$1,927.99
Washington	160	Prescribed Burning Design	HU-Burn Implementation, 251 to 500 Acres	No	\$2,313.60
Washington	160	Prescribed Burning Design	Burn Implementation, 501 to 1,000 Acres	No	\$2,570.65
Washington	160	Prescribed Burning Design	HU-Burn Implementation, 501 to 1,000 Acres	No	\$3,084.79
Washington	160	Prescribed Burning Design	Burn Implementation, Greater Than 1,000 Acres	No	\$3,855.99
Washington	160	Prescribed Burning Design	HU-Burn Implementation, Greater Than 1,000 Acres	No	\$4,627.18
Washington	160	Prescribed Burning Design	Burn Implementation, Less Than or Equal to 20 Acres	No	\$964.00
Washington	160	Prescribed Burning Design	HU-Burn Implementation, Less Than or Equal to 20 Acres	No	\$1,156.79
Washington	161	Pest Management Conservation System Design	High Complexity Conservation Practices, Greater Than or Equal to Five	No	\$6,454.48
Washington	161	Pest Management Conservation System Design	HU-High Complexity Conservation Practices, Greater Than or Equal to Five	No	\$7,745.38
Washington	161	Pest Management Conservation System Design	High Complexity Conservation Practices, One to Four	No	\$5,234.33
Washington	161	Pest Management Conservation System Design	HU-High Complexity Conservation Practices, One to Four	No	\$6,281.19
Washington	161	Pest Management Conservation System Design	Low Complexity Conservation Practices, Greater Than or Equal to Five	No	\$3,686.44
Washington	161	Pest Management Conservation System Design	HU-Low Complexity Conservation Practices, Greater Than or Equal to Five	No	\$4,423.73
Washington	161	Pest Management Conservation System Design	Low Complexity Conservation Practices, One to Four	No	\$2,466.29
Washington	161	Pest Management Conservation System Design	HU-Low Complexity Conservation Practices, One to Four	No	\$2,959.55
Washington	162	Soil Health Management System Design	Crops and Livestock Soil Health Management, Greater Than or Equal to Five Units	No	\$4,203.55
Washington	162	Soil Health Management System Design	HU-Crops and Livestock Soil Health Management, Greater Than or Equal to Five Units	No	\$5,044.26
Washington	162	Soil Health Management System Design	Crops and Livestock Soil Health Management, Less Than Five Units	No	\$3,362.84
Washington	162	Soil Health Management System Design	HU-Crops and Livestock Soil Health Management, Less Than Five Units	No	\$4,035.41
Washington	162	Soil Health Management System Design	Crops Soil Health Management, Greater Than or Equal to Five Units	No	\$3,867.26
Washington	162	Soil Health Management System Design	HU-Crops Soil Health Management, Greater Than or Equal to Five Units	No	\$4,640.71

County	Code	Practice	Component	Units	Unit Cost
Washington	162	Soil Health Management System Design	Crops Soil Health Management, Less Than Five Units	No	\$3,194.69
Washington	162	Soil Health Management System Design	HU-Crops Soil Health Management, Less Than Five Units	No	\$3,833.63
Washington	162	Soil Health Management System Design	Organic Crops and Livestock Soil Health Management, Greater Than or Equal to Five Units	No	\$6,725.67
Washington	162	Soil Health Management System Design	HU-Organic Crops and Livestock Soil Health Management, Greater Than or Equal to Five Units	No	\$8,070.81
Washington	162	Soil Health Management System Design	Organic Crops and Livestock Soil Health Management, Less Than Five Units	No	\$5,380.53
Washington	162	Soil Health Management System Design	HU-Organic Crops and Livestock Soil Health Management, Less Than Five Units	No	\$6,456.64
Washington	162	Soil Health Management System Design	Organic Crops Soil Health Management, Greater Than or Equal to Five Units	No	\$5,044.26
Washington	162	Soil Health Management System Design	HU-Organic Crops Soil Health Management, Greater Than or Equal to Five Units	No	\$6,053.10
Washington	162	Soil Health Management System Design	Organic Crops Soil Health Management, Less Than Five Units	No	\$3,699.12
Washington	162	Soil Health Management System Design	HU-Organic Crops Soil Health Management, Less Than Five Units	No	\$4,438.95
Washington	162	Soil Health Management System Design	Small Farm, Less Than or Equal to 10 Acres	No	\$2,522.12
Washington	162	Soil Health Management System Design	HU-Small Farm, Less Than or Equal to 10 Acres	No	\$3,026.55
Washington	163	Irrigation Water Management Design	Designs with Pump Test, Greater Than or Equal to Three	No	\$10,051.64
Washington	163	Irrigation Water Management Design	HU-Designs with Pump Test, Greater Than or Equal to Three	No	\$12,061.97
Washington	163	Irrigation Water Management Design	Designs with Pump Test, One to Two	No	\$6,336.05
Washington	163	Irrigation Water Management Design	HU-Designs with Pump Test, One to Two	No	\$7,603.25
Washington	163	Irrigation Water Management Design	Designs without Pump Test, Greater Than or Equal to Three	No	\$8,674.15
Washington	163	Irrigation Water Management Design	HU-Designs without Pump Test, Greater Than or Equal to Three	No	\$10,408.98
Washington	163	Irrigation Water Management Design	Designs without Pump Test, One to Two	No	\$5,323.00
Washington	163	Irrigation Water Management Design	HU-Designs without Pump Test, One to Two	No	\$6,387.59
Washington	164	Improved Management of Drainage Water Design	Designs with No Tile Map, Greater Than or Equal to Three	No	\$8,896.29
Washington	164	Improved Management of Drainage Water Design	HU-Designs with No Tile Map, Greater Than or Equal to Three	No	\$10,675.55
Washington	164	Improved Management of Drainage Water Design	Designs with No Tile Map, One to Two	No	\$7,077.43
Washington	164	Improved Management of Drainage Water Design	HU-Designs with No Tile Map, One to Two	No	\$8,492.92

County	Code	Practice	Component	Units	Unit Cost
Washington	164	Improved Management of Drainage Water Design	Designs with Tile Map, Greater Than or Equal to Three	No	\$8,167.43
Washington	164	Improved Management of Drainage Water Design	HU-Designs with Tile Map, Greater Than or Equal to Three	No	\$9,800.91
Washington	164	Improved Management of Drainage Water Design	Designs with Tile Map, One to Two	No	\$5,195.98
Washington	164	Improved Management of Drainage Water Design	HU-Designs with Tile Map, One to Two	No	\$6,235.17
Washington	165	Forest Management Practice Design	Nonindustrial Private Forest, 101 to 250 Acres	No	\$771.20
Washington	165	Forest Management Practice Design	HU-Nonindustrial Private Forest, 101 to 250 Acres	No	\$925.44
Washington	165	Forest Management Practice Design	Nonindustrial Private Forest, 21 to 100 Acres	No	\$514.13
Washington	165	Forest Management Practice Design	HU-Nonindustrial Private Forest, 21 to 100 Acres	No	\$616.95
Washington	165	Forest Management Practice Design	Nonindustrial Private Forest, 251 to 500 Acres	No	\$1,028.26
Washington	165	Forest Management Practice Design	HU-Nonindustrial Private Forest, 251 to 500 Acres	No	\$1,233.92
Washington	165	Forest Management Practice Design	Nonindustrial Private Forest, 501 to 1,000 Acres	No	\$1,221.06
Washington	165	Forest Management Practice Design	HU-Nonindustrial Private Forest, 501 to 1,000 Acres	No	\$1,465.27
Washington	165	Forest Management Practice Design	Nonindustrial Private Forest, Greater Than 1,000 Acres	No	\$1,478.13
Washington	165	Forest Management Practice Design	HU-Nonindustrial Private Forest, Greater Than 1,000 Acres	No	\$1,773.76
Washington	165	Forest Management Practice Design	Nonindustrial Private Forest, Less Than or Equal to 20 Acres	No	\$321.33
Washington	165	Forest Management Practice Design	HU-Nonindustrial Private Forest, Less Than or Equal to 20 Acres	No	\$385.60
Washington	199	Conservation Plan	One Land Use, 10 to 199 Acres	No	\$3,210.29
Washington	199	Conservation Plan	HU-One Land Use, 10 to 199 Acres	No	\$3,852.35
Washington	199	Conservation Plan	One Land Use, 200 to 1,000 Acres	No	\$4,728.77
Washington	199	Conservation Plan	HU-One Land Use, 200 to 1,000 Acres	No	\$5,674.52
Washington	199	Conservation Plan	One Land Use, Greater Than 1,000 Acres	No	\$6,293.57
Washington	199	Conservation Plan	HU-One Land Use, Greater Than 1,000 Acres	No	\$7,552.28
Washington	199	Conservation Plan	Small Farm	No	\$2,532.52
Washington	199	Conservation Plan	HU-Small Farm	No	\$3,039.03
Washington	199	Conservation Plan	Three or More Land Uses, 10 to 199 Acres	No	\$6,293.57
Washington	199	Conservation Plan	HU-Three or More Land Uses, 10 to 199 Acres	No	\$7,552.28
Washington	199	Conservation Plan	Three or More Land Uses, 200 to 1,000 Acres	No	\$7,667.06

County	Code	Practice	Component	Units	Unit Cost
Washington	199	Conservation Plan	HU-Three or More Land Uses, 200 to 1,000 Acres	No	\$9,200.47
Washington	199	Conservation Plan	Three or More Land Uses, Greater Than 1,000 Acres	No	\$8,849.25
Washington	199	Conservation Plan	HU-Three or More Land Uses, Greater Than 1,000 Acres	No	\$10,619.10
Washington	199	Conservation Plan	Two Land Uses, 10 to 199 Acres	No	\$4,728.77
Washington	199	Conservation Plan	HU-Two Land Uses, 10 to 199 Acres	No	\$5,674.52
Washington	199	Conservation Plan	Two Land Uses, 200 to 1,000 Acres	No	\$6,293.57
Washington	199	Conservation Plan	HU-Two Land Uses, 200 to 1,000 Acres	No	\$7,552.28
Washington	199	Conservation Plan	Two Land Uses, Greater Than 1,000 Acres	No	\$7,667.06
Washington	199	Conservation Plan	HU-Two Land Uses, Greater Than 1,000 Acres	No	\$9,200.47
Washington	201	Edge-of-Field Water Quality Monitoring-Data Collection and Evaluation	Discrete Sampling, Single Parameter, Additional Year	No	\$4,614.10
Washington	201	Edge-of-Field Water Quality Monitoring-Data Collection and Evaluation	HU-Discrete Sampling, Single Parameter, Additional Year	No	\$5,536.92
Washington	201	Edge-of-Field Water Quality Monitoring-Data Collection and Evaluation	Discrete Sampling, Single Parameter, Year One	No	\$5,608.14
Washington	201	Edge-of-Field Water Quality Monitoring-Data Collection and Evaluation	HU-Discrete Sampling, Single Parameter, Year One	No	\$6,729.77
Washington	201	Edge-of-Field Water Quality Monitoring-Data Collection and Evaluation	Surface Last Year	No	\$21,310.11
Washington	201	Edge-of-Field Water Quality Monitoring-Data Collection and Evaluation	HU-Surface Last Year	No	\$25,572.14
Washington	201	Edge-of-Field Water Quality Monitoring-Data Collection and Evaluation	Surface Last Year, Two Treatment Sites	No	\$30,769.12
Washington	201	Edge-of-Field Water Quality Monitoring-Data Collection and Evaluation	HU-Surface Last Year, Two Treatment Sites	No	\$36,922.94
Washington	201	Edge-of-Field Water Quality Monitoring-Data Collection and Evaluation	Surface Year One and Less Quality Assurance Project Plan, Two Treatment Sites	No	\$25,798.90
Washington	201	Edge-of-Field Water Quality Monitoring-Data Collection and Evaluation	HU-Surface Year One and Less Quality Assurance Project Plan, Two Treatment Sites	No	\$30,958.68
Washington	201	Edge-of-Field Water Quality Monitoring-Data Collection and Evaluation	Surface Year One Plus, No Quality Assurance Project Plan	No	\$17,996.63

County	Code	Practice	Component	Units	Unit Cost
Washington	201	Edge-of-Field Water Quality Monitoring-Data Collection and Evaluation	HU-Surface Year One Plus, No Quality Assurance Project Plan	No	\$21,595.96
Washington	201	Edge-of-Field Water Quality Monitoring-Data Collection and Evaluation	Surface Year One Quality Assurance Project Plan	No	\$24,292.24
Washington	201	Edge-of-Field Water Quality Monitoring-Data Collection and Evaluation	HU-Surface Year One Quality Assurance Project Plan	No	\$29,150.69
Washington	201	Edge-of-Field Water Quality Monitoring-Data Collection and Evaluation	Surface Year One Quality Assurance Project Plan, Two Treatment Sites	No	\$33,585.57
Washington	201	Edge-of-Field Water Quality Monitoring-Data Collection and Evaluation	HU-Surface Year One Quality Assurance Project Plan, Two Treatment Sites	No	\$40,302.69
Washington	201	Edge-of-Field Water Quality Monitoring-Data Collection and Evaluation	Tile Last Year	No	\$47,455.94
Washington	201	Edge-of-Field Water Quality Monitoring-Data Collection and Evaluation	HU-Tile Last Year	No	\$56,947.12
Washington	201	Edge-of-Field Water Quality Monitoring-Data Collection and Evaluation	Tile Last Year, Two Treatment Sites	No	\$67,994.44
Washington	201	Edge-of-Field Water Quality Monitoring-Data Collection and Evaluation	HU-Tile Last Year, Two Treatment Sites	No	\$81,593.33
Washington	201	Edge-of-Field Water Quality Monitoring-Data Collection and Evaluation	Tile Year One and Less Quality Assurance Project Plan, Two Treatment Sites	No	\$63,024.22
Washington	201	Edge-of-Field Water Quality Monitoring-Data Collection and Evaluation	HU-Tile Year One and Less Quality Assurance Project Plan, Two Treatment Sites	No	\$75,629.06
Washington	201	Edge-of-Field Water Quality Monitoring-Data Collection and Evaluation	Tile Year One Plus, No Quality Assurance Project Plan	No	\$44,142.46
Washington	201	Edge-of-Field Water Quality Monitoring-Data Collection and Evaluation	HU-Tile Year One Plus, No Quality Assurance Project Plan	No	\$52,970.94
Washington	201	Edge-of-Field Water Quality Monitoring-Data Collection and Evaluation	Tile Year One, Quality Assurance Project Plan	No	\$50,438.07
Washington	201	Edge-of-Field Water Quality Monitoring-Data Collection and Evaluation	HU-Tile Year One, Quality Assurance Project Plan	No	\$60,525.68
Washington	202	Edge-of-Field Water Quality Monitoring-System Installation	Above and Below System, Cold Climate	No	\$34,627.60
Washington	202	Edge-of-Field Water Quality Monitoring-System Installation	HU-Above and Below System, Cold Climate	No	\$41,553.13

<b>County</b>	<b>Code</b>	<b>Practice</b>	<b>Component</b>	<b>Units</b>	<b>Unit Cost</b>
Washington	202	Edge-of-Field Water Quality Monitoring-System Installation	Above and Below System, Warm Climate	No	\$31,540.76
Washington	202	Edge-of-Field Water Quality Monitoring-System Installation	HU-Above and Below System, Warm Climate	No	\$37,848.91
Washington	202	Edge-of-Field Water Quality Monitoring-System Installation	Retrofit, Above Three	No	\$18,827.42
Washington	202	Edge-of-Field Water Quality Monitoring-System Installation	HU-Retrofit, Above Three	No	\$22,592.90
Washington	202	Edge-of-Field Water Quality Monitoring-System Installation	Retrofit, One	No	\$2,585.84
Washington	202	Edge-of-Field Water Quality Monitoring-System Installation	HU-Retrofit, One	No	\$3,103.01
Washington	202	Edge-of-Field Water Quality Monitoring-System Installation	Retrofit, Surface or Subsurface, One	No	\$3,296.48
Washington	202	Edge-of-Field Water Quality Monitoring-System Installation	HU-Retrofit, Surface or Subsurface, One	No	\$3,955.77
Washington	202	Edge-of-Field Water Quality Monitoring-System Installation	Retrofit, Three	No	\$10,677.90
Washington	202	Edge-of-Field Water Quality Monitoring-System Installation	HU-Retrofit, Three	No	\$12,813.48
Washington	202	Edge-of-Field Water Quality Monitoring-System Installation	Retrofit, Two	No	\$7,736.70
Washington	202	Edge-of-Field Water Quality Monitoring-System Installation	HU-Retrofit, Two	No	\$9,284.04
Washington	202	Edge-of-Field Water Quality Monitoring-System Installation	Surface	No	\$22,532.39
Washington	202	Edge-of-Field Water Quality Monitoring-System Installation	HU-Surface	No	\$27,038.87
Washington	202	Edge-of-Field Water Quality Monitoring-System Installation	Surface, Cold Climate	No	\$23,093.31
Washington	202	Edge-of-Field Water Quality Monitoring-System Installation	HU-Surface, Cold Climate	No	\$27,711.97
Washington	202	Edge-of-Field Water Quality Monitoring-System Installation	Tile	No	\$31,589.11

County	Code	Practice	Component	Units	Unit Cost
Washington	202	Edge-of-Field Water Quality Monitoring-System Installation	HU-Tile	No	\$37,906.93
Washington	202	Edge-of-Field Water Quality Monitoring-System Installation	Tile, Cold Climate	No	\$31,589.11
Washington	202	Edge-of-Field Water Quality Monitoring-System Installation	HU-Tile, Cold Climate	No	\$37,906.93
Washington	204	Adaptive Management for Soil Health	Basic	No	\$2,074.57
Washington	204	Adaptive Management for Soil Health	HU-Basic	No	\$2,489.47
Washington	204	Adaptive Management for Soil Health	Basic with Soil Health Test	No	\$2,904.13
Washington	204	Adaptive Management for Soil Health	HU-Basic with Soil Health Test	No	\$3,484.95
Washington	206	Feed and Forage Analysis	Nutrient Composition Analysis	No	\$1,604.09
Washington	206	Feed and Forage Analysis	HU-Nutrient Composition Analysis	No	\$1,924.91
Washington	207	Site Assessment and Soil Testing for Contaminants Activity	Low Risk Sites	kSqFt	\$174.11
Washington	207	Site Assessment and Soil Testing for Contaminants Activity	HU-Low Risk Sites	kSqFt	\$208.93
Washington	207	Site Assessment and Soil Testing for Contaminants Activity	Site Evaluation	No	\$3,243.09
Washington	207	Site Assessment and Soil Testing for Contaminants Activity	HU-Site Evaluation	No	\$3,891.70
Washington	207	Site Assessment and Soil Testing for Contaminants Activity	Site Evaluation and Testing for Soil Contaminants	No	\$9,729.26
Washington	207	Site Assessment and Soil Testing for Contaminants Activity	HU-Site Evaluation and Testing for Soil Contaminants	No	\$11,675.10
Washington	207	Site Assessment and Soil Testing for Contaminants Activity	Soil Testing, Subsurface Investigation	No	\$6,486.17
Washington	207	Site Assessment and Soil Testing for Contaminants Activity	HU-Soil Testing, Subsurface Investigation	No	\$7,783.41
Washington	209	PFAS Testing in Water or Soil	High Complexity, Multiple Samples	No	\$773.77
Washington	209	PFAS Testing in Water or Soil	HU-High Complexity, Multiple Samples	No	\$928.51
Washington	209	PFAS Testing in Water or Soil	Low Complexity, Multiple Samples	No	\$641.22

County	Code	Practice	Component	Units	Unit Cost
Washington	209	PFAS Testing in Water or Soil	HU-Low Complexity, Multiple Samples	No	\$769.47
Washington	209	PFAS Testing in Water or Soil	Low Complexity, Single Sample	No	\$906.31
Washington	209	PFAS Testing in Water or Soil	HU-Low Complexity, Single Sample	No	\$1,087.57
Washington	216	Soil Health Testing	Basic	No	\$493.30
Washington	216	Soil Health Testing	HU-Basic	No	\$591.97
Washington	216	Soil Health Testing	Basic and Single Indicator	No	\$631.76
Washington	216	Soil Health Testing	HU-Basic and Single Indicator	No	\$758.12
Washington	216	Soil Health Testing	Minimal Suite	No	\$597.60
Washington	216	Soil Health Testing	HU-Minimal Suite	No	\$717.12
Washington	216	Soil Health Testing	Minimal Suite and Single Indicator	No	\$736.06
Washington	216	Soil Health Testing	HU-Minimal Suite and Single Indicator	No	\$883.27
Washington	216	Soil Health Testing	Single Indicator	No	\$320.68
Washington	216	Soil Health Testing	HU-Single Indicator	No	\$384.81
Washington	217	Soil and Source Testing for Nutrient Management	Acidic or Alkaline Soil Testing	No	\$187.51
Washington	217	Soil and Source Testing for Nutrient Management	HU-Acidic or Alkaline Soil Testing	No	\$225.01
Washington	217	Soil and Source Testing for Nutrient Management	Manure or Compost	No	\$825.64
Washington	217	Soil and Source Testing for Nutrient Management	HU-Manure or Compost	No	\$990.77
Washington	217	Soil and Source Testing for Nutrient Management	Soil Test with Organic Nutrients, Less Than or Equal to One Acre	No	\$358.74
Washington	217	Soil and Source Testing for Nutrient Management	HU-Soil Test with Organic Nutrients, Less Than or Equal to One Acre	No	\$430.49
Washington	217	Soil and Source Testing for Nutrient Management	Soil Testing	No	\$722.75
Washington	217	Soil and Source Testing for Nutrient Management	HU-Soil Testing	No	\$867.29
Washington	217	Soil and Source Testing for Nutrient Management	Soil Testing, Small Production Beds	No	\$464.27
Washington	217	Soil and Source Testing for Nutrient Management	HU-Soil Testing, Small Production Beds	No	\$557.13
Washington	217	Soil and Source Testing for Nutrient Management	Water Sampling	No	\$530.47
Washington	217	Soil and Source Testing for Nutrient Management	HU-Water Sampling	No	\$636.56
Washington	217	Soil and Source Testing for Nutrient Management	Zone or Grid Soil Testing	No	\$1,690.23
Washington	217	Soil and Source Testing for Nutrient Management	HU-Zone or Grid Soil Testing	No	\$2,028.28

County	Code	Practice	Component	Units	Unit Cost
Washington	218	Carbon Sequestration and Greenhouse Gas Mitigation Assessment	High Complexity	No	\$1,325.39
Washington	218	Carbon Sequestration and Greenhouse Gas Mitigation Assessment	HU-High Complexity	No	\$1,590.47
Washington	218	Carbon Sequestration and Greenhouse Gas Mitigation Assessment	Low Complexity	No	\$662.70
Washington	218	Carbon Sequestration and Greenhouse Gas Mitigation Assessment	HU-Low Complexity	No	\$795.24
Washington	218	Carbon Sequestration and Greenhouse Gas Mitigation Assessment	Medium Complexity	No	\$994.04
Washington	218	Carbon Sequestration and Greenhouse Gas Mitigation Assessment	HU-Medium Complexity	No	\$1,192.85
Washington	219	Prescribed Grazing Conservation Evaluation and Monitoring Activity	Grazed Lands, 1,501 to 5,000 Acres	No	\$2,779.85
Washington	219	Prescribed Grazing Conservation Evaluation and Monitoring Activity	HU-Grazed Lands, 1,501 to 5,000 Acres	No	\$3,335.83
Washington	219	Prescribed Grazing Conservation Evaluation and Monitoring Activity	Grazed Lands, 101 to 500 Acres	No	\$1,191.37
Washington	219	Prescribed Grazing Conservation Evaluation and Monitoring Activity	HU-Grazed Lands, 101 to 500 Acres	No	\$1,429.63
Washington	219	Prescribed Grazing Conservation Evaluation and Monitoring Activity	Grazed Lands, 5,001 to 10,000 Acres	No	\$3,574.10
Washington	219	Prescribed Grazing Conservation Evaluation and Monitoring Activity	HU-Grazed Lands, 5,001 to 10,000 Acres	No	\$4,288.91
Washington	219	Prescribed Grazing Conservation Evaluation and Monitoring Activity	Grazed Lands, 501 to 1,500 Acres	No	\$1,985.61
Washington	219	Prescribed Grazing Conservation Evaluation and Monitoring Activity	HU-Grazed Lands, 501 to 1,500 Acres	No	\$2,382.73
Washington	219	Prescribed Grazing Conservation Evaluation and Monitoring Activity	Grazed Lands, Greater Than 10,000 Acres	No	\$4,765.46
Washington	219	Prescribed Grazing Conservation Evaluation and Monitoring Activity	HU-Grazed Lands, Greater Than 10,000 Acres	No	\$5,718.56
Washington	219	Prescribed Grazing Conservation Evaluation and Monitoring Activity	Grazed Lands, Less Than or Equal to 100 Acres	No	\$794.25

County	Code	Practice	Component	Units	Unit Cost
Washington	219	Prescribed Grazing Conservation Evaluation and Monitoring Activity	HU-Grazed Lands, Less Than or Equal to 100 Acres	No	\$953.10
Washington	221	Soil Organic Carbon Stock Monitoring	Citizen Science	No	\$5,464.29
Washington	221	Soil Organic Carbon Stock Monitoring	HU-Citizen Science	No	\$6,557.16
Washington	221	Soil Organic Carbon Stock Monitoring	Soil Carbon Stock Sampling	No	\$3,718.64
Washington	221	Soil Organic Carbon Stock Monitoring	HU-Soil Carbon Stock Sampling	No	\$4,462.36
Washington	222	Indigenous Stewardship Methods Evaluation	Indigenous Knowledge, 1,001 to 3,000 Acres	No	\$17,492.47
Washington	222	Indigenous Stewardship Methods Evaluation	HU- Indigenous Knowledge, 1,001 to 3,000 Acres	No	\$20,990.95
Washington	222	Indigenous Stewardship Methods Evaluation	Indigenous Knowledge, 11 to 300 Acres	No	\$7,189.53
Washington	222	Indigenous Stewardship Methods Evaluation	HU- Indigenous Knowledge, 11 to 300 Acres	No	\$8,627.44
Washington	222	Indigenous Stewardship Methods Evaluation	Indigenous Knowledge, 301 to 1,000 Acres	No	\$13,188.71
Washington	222	Indigenous Stewardship Methods Evaluation	HU- Indigenous Knowledge, 301 to 1,000 Acres	No	\$15,826.45
Washington	222	Indigenous Stewardship Methods Evaluation	Indigenous Knowledge, Less Than or Equal to 10 Acres	No	\$5,428.80
Washington	222	Indigenous Stewardship Methods Evaluation	HU- Indigenous Knowledge, Less Than or Equal to 10 Acres	No	\$6,514.55
Washington	223	Forest Management Assessment	Nonindustrial Private Forest, 101 to 250 Acres	No	\$2,313.60
Washington	223	Forest Management Assessment	HU-Nonindustrial Private Forest, 101 to 250 Acres	No	\$2,776.31
Washington	223	Forest Management Assessment	Nonindustrial Private Forest, 21 to 100 Acres	No	\$1,221.06
Washington	223	Forest Management Assessment	HU-Nonindustrial Private Forest, 21 to 100 Acres	No	\$1,465.27
Washington	223	Forest Management Assessment	Nonindustrial Private Forest, 251 to 500 Acres	No	\$3,470.39
Washington	223	Forest Management Assessment	HU-Nonindustrial Private Forest, 251 to 500 Acres	No	\$4,164.47
Washington	223	Forest Management Assessment	Nonindustrial Private Forest, 501 to 1,000 Acres	No	\$4,370.11
Washington	223	Forest Management Assessment	HU-Nonindustrial Private Forest, 501 to 1,000 Acres	No	\$5,244.14
Washington	223	Forest Management Assessment	Nonindustrial Private Forest, Greater Than 1,000 Acres	No	\$5,848.24
Washington	223	Forest Management Assessment	HU-Nonindustrial Private Forest, Greater Than 1,000 Acres	No	\$7,017.89
Washington	223	Forest Management Assessment	Nonindustrial Private Forest, Less Than or Equal to 20 Acres	No	\$642.67
Washington	223	Forest Management Assessment	HU-Nonindustrial Private Forest, Less Than or Equal to 20 Acres	No	\$771.20
Washington	224	Aquifer Flow Test	Aquifer Testing	No	\$1,812.39

County	Code	Practice	Component	Units	Unit Cost
Washington	224	Aquifer Flow Test	HU-Aquifer Testing	No	\$2,174.88
Washington	226	Waste Facility Site Suitability and Feasibility Assessment	Dairy Livestock Operations, Onsite Evaluation for Planned Storage	No	\$3,600.12
Washington	226	Waste Facility Site Suitability and Feasibility Assessment	HU-Dairy Livestock Operations, Onsite Evaluation for Planned Storage	No	\$4,320.14
Washington	226	Waste Facility Site Suitability and Feasibility Assessment	Non-Dairy Livestock Operations, Onsite Evaluation for Planned Storage	No	\$2,578.04
Washington	226	Waste Facility Site Suitability and Feasibility Assessment	HU-Non-Dairy Livestock Operations, Onsite Evaluation for Planned Storage	No	\$3,093.65
Washington	227	Evaluation of Existing Waste Storage Facility Components	Livestock Operation, Greater Than Five Components	No	\$4,527.83
Washington	227	Evaluation of Existing Waste Storage Facility Components	HU-Livestock Operation, Greater Than Five Components	No	\$5,433.40
Washington	227	Evaluation of Existing Waste Storage Facility Components	Livestock Operation, One to Two Components	No	\$2,964.50
Washington	227	Evaluation of Existing Waste Storage Facility Components	HU-Livestock Operation, One to Two Components	No	\$3,557.40
Washington	227	Evaluation of Existing Waste Storage Facility Components	Livestock Operation, Three to Five Components	No	\$3,502.94
Washington	227	Evaluation of Existing Waste Storage Facility Components	HU-Livestock Operation, Three to Five Components	No	\$4,203.53
Washington	228	Agricultural Energy Assessment	Large, Greater Than or Equal to Four Enterprises	No	\$7,702.42
Washington	228	Agricultural Energy Assessment	HU-Large, Greater Than or Equal to Four Enterprises	No	\$9,242.90
Washington	228	Agricultural Energy Assessment	Large, One Enterprise	No	\$3,881.51
Washington	228	Agricultural Energy Assessment	HU-Large, One Enterprise	No	\$4,657.81
Washington	228	Agricultural Energy Assessment	Large, Three Enterprises	No	\$6,428.78
Washington	228	Agricultural Energy Assessment	HU-Large, Three Enterprises	No	\$7,714.54
Washington	228	Agricultural Energy Assessment	Large, Two Enterprises	No	\$5,155.15
Washington	228	Agricultural Energy Assessment	HU-Large, Two Enterprises	No	\$6,186.18
Washington	228	Agricultural Energy Assessment	Medium, Greater Than or Equal to Four Enterprises	No	\$6,772.96
Washington	228	Agricultural Energy Assessment	HU-Medium, Greater Than or Equal to Four Enterprises	No	\$8,127.55

County	Code	Practice	Component	Units	Unit Cost
Washington	228	Agricultural Energy Assessment	Medium, One Enterprise	No	\$2,952.05
Washington	228	Agricultural Energy Assessment	HU-Medium, One Enterprise	No	\$3,542.46
Washington	228	Agricultural Energy Assessment	Medium, Three Enterprises	No	\$5,499.32
Washington	228	Agricultural Energy Assessment	HU-Medium, Three Enterprises	No	\$6,599.18
Washington	228	Agricultural Energy Assessment	Medium, Two Enterprises	No	\$4,225.68
Washington	228	Agricultural Energy Assessment	HU-Medium, Two Enterprises	No	\$5,070.82
Washington	228	Agricultural Energy Assessment	Small, Greater Than or Equal to Four Enterprises	No	\$6,005.65
Washington	228	Agricultural Energy Assessment	HU-Small, Greater Than or Equal to Four Enterprises	No	\$7,206.77
Washington	228	Agricultural Energy Assessment	Small, One Enterprise	No	\$2,184.74
Washington	228	Agricultural Energy Assessment	HU-Small, One Enterprise	No	\$2,621.69
Washington	228	Agricultural Energy Assessment	Small, Three Enterprises	No	\$4,732.01
Washington	228	Agricultural Energy Assessment	HU-Small, Three Enterprises	No	\$5,678.41
Washington	228	Agricultural Energy Assessment	Small, Two Enterprises	No	\$3,458.37
Washington	228	Agricultural Energy Assessment	HU-Small, Two Enterprises	No	\$4,150.05
Washington	297	Feral Swine Damage Assessment	Data Collection	No	\$1,214.77
Washington	297	Feral Swine Damage Assessment	HU-Data Collection	No	\$1,457.74
Washington	297	Feral Swine Damage Assessment	Observation	No	\$779.15
Washington	297	Feral Swine Damage Assessment	HU-Observation	No	\$934.98
Washington	309	Agrichemical Handling Facility	Concrete Storage and Pad	SqFt	\$14.40
Washington	309	Agrichemical Handling Facility	HU-Concrete Storage and Pad	SqFt	\$17.28
Washington	309	Agrichemical Handling Facility	Drum Pallet Containment and Pad	SqFt	\$19.45
Washington	309	Agrichemical Handling Facility	HU-Drum Pallet Containment and Pad	SqFt	\$23.33
Washington	309	Agrichemical Handling Facility	Fabricated Liquid Storage with Pad	SqFt	\$14.68
Washington	309	Agrichemical Handling Facility	HU-Fabricated Liquid Storage with Pad	SqFt	\$17.63
Washington	309	Agrichemical Handling Facility	Liquid Storage with Pad	SqFt	\$8.17
Washington	309	Agrichemical Handling Facility	HU-Liquid Storage with Pad	SqFt	\$9.80
Washington	311	Alley Cropping	Single Row	No	\$33.46

County	Code	Practice	Component	Units	Unit Cost
Washington	311	Alley Cropping	HU-Single Row	No	\$40.15
Washington	311	Alley Cropping	Single Row, Less Than or Equal to Five Acres	No	\$24.29
Washington	311	Alley Cropping	HU-Single Row, Less Than or Equal to Five Acres	No	\$29.14
Washington	311	Alley Cropping	Three Row Sets	Ac	\$752.33
Washington	311	Alley Cropping	HU-Three Row Sets	Ac	\$902.80
Washington	313	Waste Storage Facility	Above Ground Steel or Concrete Structure	Cu-Ft	\$3.11
Washington	313	Waste Storage Facility	HU-Above Ground Steel or Concrete Structure	Cu-Ft	\$3.74
Washington	313	Waste Storage Facility	Buried Concrete Tank, 15,000 to 110,000 Cubic Feet	Cu-Ft	\$2.51
Washington	313	Waste Storage Facility	HU-Buried Concrete Tank, 15,000 to 110,000 Cubic Feet	Cu-Ft	\$3.01
Washington	313	Waste Storage Facility	Buried Concrete Tank, Greater Than 110,000 Cubic Feet	Cu-Ft	\$2.49
Washington	313	Waste Storage Facility	HU-Buried Concrete Tank, Greater Than 110,000 Cubic Feet	Cu-Ft	\$2.98
Washington	313	Waste Storage Facility	Buried Concrete Tank, Less Than or Equal to 14,999 Cubic Feet	Cu-Ft	\$3.90
Washington	313	Waste Storage Facility	HU-Buried Concrete Tank, Less Than or Equal to 14,999 Cubic Feet	Cu-Ft	\$4.69
Washington	313	Waste Storage Facility	Composted Bedded Pack, Concrete Floor and Walls	SqFt	\$12.59
Washington	313	Waste Storage Facility	HU-Composted Bedded Pack, Concrete Floor and Walls	SqFt	\$15.11
Washington	313	Waste Storage Facility	Composted Bedded Pack, Concrete Walls and Apron with Earthen Floor	SqFt	\$7.54
Washington	313	Waste Storage Facility	HU-Composted Bedded Pack, Concrete Walls and Apron with Earthen Floor	SqFt	\$9.05
Washington	313	Waste Storage Facility	Composted Bedded Pack, Earthen Floor and Concrete Walls	SqFt	\$5.29
Washington	313	Waste Storage Facility	HU-Composted Bedded Pack, Earthen Floor and Concrete Walls	SqFt	\$6.34
Washington	313	Waste Storage Facility	Composted Bedded Pack, Earthen Floor and Wood Walls	SqFt	\$3.17
Washington	313	Waste Storage Facility	HU-Composted Bedded Pack, Earthen Floor and Wood Walls	SqFt	\$3.79
Washington	313	Waste Storage Facility	Dry Stack with Concrete Floor and No Walls	SqFt	\$8.40
Washington	313	Waste Storage Facility	HU-Dry Stack with Concrete Floor and No Walls	SqFt	\$10.08
Washington	313	Waste Storage Facility	Dry Stack with Concrete Floor and Walls	SqFt	\$10.98
Washington	313	Waste Storage Facility	HU-Dry Stack with Concrete Floor and Walls	SqFt	\$13.18
Washington	313	Waste Storage Facility	Earthen Storage, Greater Than 50,000 Cubic Feet	Cu-Ft	\$0.18
Washington	313	Waste Storage Facility	HU-Earthen Storage, Greater Than 50,000 Cubic Feet	Cu-Ft	\$0.22

County	Code	Practice	Component	Units	Unit Cost
Washington	313	Waste Storage Facility	Embankment Pond	Cu-Ft	\$0.06
Washington	313	Waste Storage Facility	HU-Embankment Pond	Cu-Ft	\$0.08
Washington	313	Waste Storage Facility	Excavated Pond	Cu-Ft	\$0.11
Washington	313	Waste Storage Facility	HU-Excavated Pond	Cu-Ft	\$0.14
Washington	314	Brush Management	Chemical Control, Riparian Area	Ac	\$332.76
Washington	314	Brush Management	HU-Chemical Control, Riparian Area	Ac	\$399.30
Washington	314	Brush Management	Chemical Control, Spot Application	Ac	\$39.21
Washington	314	Brush Management	HU-Chemical Control, Spot Application	Ac	\$47.06
Washington	314	Brush Management	Chemical Control, Upland Areas	Ac	\$23.32
Washington	314	Brush Management	HU-Chemical Control, Upland Areas	Ac	\$27.99
Washington	314	Brush Management	Manual Control, Difficult Terrain	Ac	\$790.12
Washington	314	Brush Management	HU-Manual Control, Difficult Terrain	Ac	\$948.14
Washington	314	Brush Management	Manual Control, Hand Application	Ac	\$64.80
Washington	314	Brush Management	HU-Manual Control, Hand Application	Ac	\$77.76
Washington	314	Brush Management	Mechanical and Chemical Control, Heavy Infestation	Ac	\$398.10
Washington	314	Brush Management	HU-Mechanical and Chemical Control, Heavy Infestation	Ac	\$477.72
Washington	314	Brush Management	Mechanical and Chemical Control, Low Infestation	Ac	\$59.02
Washington	314	Brush Management	HU-Mechanical and Chemical Control, Low Infestation	Ac	\$70.82
Washington	314	Brush Management	Mechanical and Chemical Control, Medium Infestation	Ac	\$141.95
Washington	314	Brush Management	HU-Mechanical and Chemical Control, Medium Infestation	Ac	\$170.35
Washington	314	Brush Management	Mechanical and Chemical Control, Severe Infestation	Ac	\$613.10
Washington	314	Brush Management	HU-Mechanical and Chemical Control, Severe Infestation	Ac	\$735.72
Washington	314	Brush Management	Mechanical Control, Less Than or Equal to One Acre	Ac	\$421.99
Washington	314	Brush Management	HU-Mechanical Control, Less Than or Equal to One Acre	Ac	\$506.40
Washington	315	Herbaceous Weed Treatment	Biological Control, Low Density	Ac	\$393.30
Washington	315	Herbaceous Weed Treatment	HU-Biological Control, Low Density	Ac	\$471.96
Washington	315	Herbaceous Weed Treatment	Chemical Control, Aerial Application	Ac	\$25.43

County	Code	Practice	Component	Units	Unit Cost
Washington	315	Herbaceous Weed Treatment	HU-Chemical Control, Aerial Application	Ac	\$30.52
Washington	315	Herbaceous Weed Treatment	Chemical Control, Ground or Aerial Application	Ac	\$17.09
Washington	315	Herbaceous Weed Treatment	HU-Chemical Control, Ground or Aerial Application	Ac	\$20.51
Washington	315	Herbaceous Weed Treatment	Chemical Control, Post-Emergent	Ac	\$55.75
Washington	315	Herbaceous Weed Treatment	HU-Chemical Control, Post-Emergent	Ac	\$66.89
Washington	315	Herbaceous Weed Treatment	Chemical Control, Spot Application	Ac	\$50.80
Washington	315	Herbaceous Weed Treatment	HU-Chemical Control, Spot Application	Ac	\$60.97
Washington	315	Herbaceous Weed Treatment	Chemical Control, Wetland Area	Ac	\$29.84
Washington	315	Herbaceous Weed Treatment	HU-Chemical Control, Wetland Area	Ac	\$35.81
Washington	315	Herbaceous Weed Treatment	Mechanical Control	Ac	\$11.31
Washington	315	Herbaceous Weed Treatment	HU-Mechanical Control	Ac	\$13.56
Washington	315	Herbaceous Weed Treatment	Mechanical Control, Less Than or Equal to One Acre	Ac	\$289.05
Washington	315	Herbaceous Weed Treatment	HU-Mechanical Control, Less Than or Equal to One Acre	Ac	\$346.86
Washington	315	Herbaceous Weed Treatment	Mechanical Control, Tree Establishment	Ac	\$290.50
Washington	315	Herbaceous Weed Treatment	HU-Mechanical Control, Tree Establishment	Ac	\$348.60
Washington	315	Herbaceous Weed Treatment	Multi-Year Control, Invasive Annual Grasses	Ac	\$74.89
Washington	315	Herbaceous Weed Treatment	HU-Multi-Year Control, Invasive Annual Grasses	Ac	\$89.87
Washington	316	Animal Mortality Facility	Incineration, 50 to 100 Cubic Feet	Cu-Ft	\$244.81
Washington	316	Animal Mortality Facility	HU-Incineration, 50 to 100 Cubic Feet	Cu-Ft	\$293.77
Washington	316	Animal Mortality Facility	In-Vessel-Rotary Drum, Greater Than or Equal to 700 Cubic Feet	Cu-Ft	\$60.35
Washington	316	Animal Mortality Facility	HU-In-Vessel-Rotary Drum, Greater Than or Equal to 700 Cubic Feet	Cu-Ft	\$72.41
Washington	316	Animal Mortality Facility	In-Vessel-Rotary Drum, Less Than 700 Cubic Feet	Cu-Ft	\$111.39
Washington	316	Animal Mortality Facility	HU-In-Vessel-Rotary Drum, Less Than 700 Cubic Feet	Cu-Ft	\$133.68
Washington	316	Animal Mortality Facility	Medium Animal, 10 to 50 Pounds	Lb/Day	\$165.95
Washington	316	Animal Mortality Facility	HU-Medium Animal, 10 to 50 Pounds	Lb/Day	\$199.14
Washington	316	Animal Mortality Facility	Rotary Drum, 270 to 523 Pounds of Daily Mortality	No	\$45,867.93
Washington	316	Animal Mortality Facility	HU-Rotary Drum, 270 to 523 Pounds of Daily Mortality	No	\$55,041.52

County	Code	Practice	Component	Units	Unit Cost
Washington	316	Animal Mortality Facility	Rotary Drum, Greater Than 523 Pounds per Day	No	\$62,427.03
Washington	316	Animal Mortality Facility	HU-Rotary Drum, Greater Than 523 Pounds per Day	No	\$74,912.44
Washington	316	Animal Mortality Facility	Small Animal, Less Than or Equal to 9 Pounds	Lb/Day	\$194.73
Washington	316	Animal Mortality Facility	HU-Small Animal, Less Than or Equal to 9 Pounds	Lb/Day	\$233.68
Washington	316	Animal Mortality Facility	Static Pile with Concrete Bins, Hydrant	SqFt	\$27.80
Washington	316	Animal Mortality Facility	HU-Static Pile with Concrete Bins, Hydrant	SqFt	\$33.36
Washington	316	Animal Mortality Facility	Static Pile with Concrete Pad	SqFt	\$6.97
Washington	316	Animal Mortality Facility	HU-Static Pile with Concrete Pad	SqFt	\$8.36
Washington	316	Animal Mortality Facility	Static Pile with Earthen Pad	SqFt	\$0.48
Washington	316	Animal Mortality Facility	HU-Static Pile with Earthen Pad	SqFt	\$0.57
Washington	316	Animal Mortality Facility	Static Pile with Wood Bins	SqFt	\$20.60
Washington	316	Animal Mortality Facility	HU-Static Pile with Wood Bins	SqFt	\$24.71
Washington	316	Animal Mortality Facility	Thermal Dehydration, Small Poultry	No	\$53,450.95
Washington	316	Animal Mortality Facility	HU-Thermal Dehydration, Small Poultry	No	\$64,141.13
Washington	317	Composting Facility	Concrete Floor and Walls	SqFt	\$17.87
Washington	317	Composting Facility	HU-Concrete Floor and Walls	SqFt	\$21.44
Washington	317	Composting Facility	Farm Pad and Bins	SqFt	\$58.63
Washington	317	Composting Facility	HU-Farm Pad and Bins	SqFt	\$70.35
Washington	317	Composting Facility	In-Vessel, Less Than 8 Cubic Yards	Cu-Ft	\$173.85
Washington	317	Composting Facility	HU-In-Vessel, Less Than 8 Cubic Yards	Cu-Ft	\$208.61
Washington	317	Composting Facility	Open Lot and Earthen Floor	SqFt	\$0.37
Washington	317	Composting Facility	HU-Open Lot and Earthen Floor	SqFt	\$0.44
Washington	319	On-Farm Secondary Containment Facility	Earthen Containment	CuYd	\$55.60
Washington	319	On-Farm Secondary Containment Facility	HU-Earthen Containment	CuYd	\$66.72
Washington	319	On-Farm Secondary Containment Facility	Polyvinyl Chloride Containment Basin	SqFt	\$49.26
Washington	319	On-Farm Secondary Containment Facility	HU-Polyvinyl Chloride Containment Basin	SqFt	\$59.11
Washington	319	On-Farm Secondary Containment Facility	Tank, Double-Wall	Gal	\$2.85

County	Code	Practice	Component	Units	Unit Cost
Washington	319	On-Farm Secondary Containment Facility	HU-Tank, Double-Wall	Gal	\$3.42
Washington	319	On-Farm Secondary Containment Facility	Wall, Concrete Containment	CuYd	\$1,536.23
Washington	319	On-Farm Secondary Containment Facility	HU-Wall, Concrete Containment	CuYd	\$1,843.47
Washington	320	Irrigation Canal or Lateral	Irrigation Canal	CuYd	\$2.12
Washington	320	Irrigation Canal or Lateral	HU-Irrigation Canal	CuYd	\$2.55
Washington	324	Deep Tillage	Depth, Greater Than 20 Inches	Ac	\$65.40
Washington	324	Deep Tillage	HU-Depth, Greater Than 20 Inches	Ac	\$78.49
Washington	324	Deep Tillage	Depth, Less Than 20 Inches	Ac	\$22.64
Washington	324	Deep Tillage	HU-Depth, Less Than 20 Inches	Ac	\$27.17
Washington	325	High Tunnel System	Gothic for Snow and Wind	SqFt	\$5.82
Washington	325	High Tunnel System	HU-Gothic for Snow and Wind	SqFt	\$6.99
Washington	325	High Tunnel System	Gothic for Snow and Wind, Small	SqFt	\$10.15
Washington	325	High Tunnel System	HU-Gothic for Snow and Wind, Small	SqFt	\$12.17
Washington	326	Clearing and Snagging	Heavy, Greater Than 400 Feet	Ft	\$19.85
Washington	326	Clearing and Snagging	HU-Heavy, Greater Than 400 Feet	Ft	\$23.81
Washington	327	Conservation Cover	Conservation Cover for Water Quality and Wildlife, Foregone Income - Level 1 (Year 1)	Ac	\$342.93
Washington	327	Conservation Cover	HU-Conservation Cover for Water Quality and Wildlife, Foregone Income - Level 1 (Year 1)	Ac	\$363.70
Washington	327	Conservation Cover	Wp_Conservation Cover for Water Quality and Wildlife, Foregone Income - Level 1 (Year 1)	Ac	\$342.93
Washington	327	Conservation Cover	Introduced Species	Ac	\$169.51
Washington	327	Conservation Cover	HU-Introduced Species	Ac	\$203.41
Washington	327	Conservation Cover	Wp_Introduced Species	Ac	\$169.51
Washington	327	Conservation Cover	Introduced with Forgone Income	Ac	\$472.78
Washington	327	Conservation Cover	HU-Introduced with Forgone Income	Ac	\$499.66
Washington	327	Conservation Cover	Wp_Introduced with Forgone Income	Ac	\$472.78
Washington	327	Conservation Cover	Monarch Species Mix	Ac	\$858.66

County	Code	Practice	Component	Units	Unit Cost
Washington	327	Conservation Cover	HU-Monarch Species Mix	Ac	\$1,030.39
Washington	327	Conservation Cover	Wp_Monarch Species Mix	Ac	\$858.66
Washington	327	Conservation Cover	Native Species	Ac	\$220.72
Washington	327	Conservation Cover	HU-Native Species	Ac	\$264.86
Washington	327	Conservation Cover	Wp_Native Species	Ac	\$220.72
Washington	327	Conservation Cover	Native Species with Forgone Income	Ac	\$559.03
Washington	327	Conservation Cover	HU-Native Species with Forgone Income	Ac	\$603.17
Washington	327	Conservation Cover	Wp_Native Species with Forgone Income	Ac	\$559.03
Washington	327	Conservation Cover	Pollinator Mix-Small Footprint	kSqFt	\$129.85
Washington	327	Conservation Cover	HU-Pollinator Mix-Small Footprint	kSqFt	\$155.82
Washington	327	Conservation Cover	Wp_Pollinator Mix-Small Footprint	kSqFt	\$129.85
Washington	327	Conservation Cover	Pollinator Species	Ac	\$683.61
Washington	327	Conservation Cover	HU-Pollinator Species	Ac	\$820.33
Washington	327	Conservation Cover	Wp_Pollinator Species	Ac	\$683.61
Washington	327	Conservation Cover	Pollinator Species with Forgone Income	Ac	\$873.73
Washington	327	Conservation Cover	HU-Pollinator Species with Forgone Income	Ac	\$980.81
Washington	327	Conservation Cover	Wp_Pollinator Species with Forgone Income	Ac	\$873.73
Washington	328	Conservation Crop Rotation	Basic, Organic and Inorganic	Ac	\$10.96
Washington	328	Conservation Crop Rotation	HU-Basic, Organic and Inorganic	Ac	\$13.16
Washington	328	Conservation Crop Rotation	Pr_Basic, Organic and Inorganic	Ac	\$13.16
Washington	328	Conservation Crop Rotation	Wp_Basic, Organic and Inorganic	Ac	\$10.96
Washington	328	Conservation Crop Rotation	Irrigated to Dryland, Organic and Inorganic	Ac	\$377.01
Washington	328	Conservation Crop Rotation	HU-Irrigated to Dryland, Organic and Inorganic	Ac	\$378.11
Washington	328	Conservation Crop Rotation	Pr_Irrigated to Dryland, Organic and Inorganic	Ac	\$378.11
Washington	328	Conservation Crop Rotation	Wp_Irrigated to Dryland, Organic and Inorganic	Ac	\$377.01
Washington	328	Conservation Crop Rotation	Perennial, Short-Term	Ac	\$50.71
Washington	328	Conservation Crop Rotation	HU-Perennial, Short-Term	Ac	\$60.85

County	Code	Practice	Component	Units	Unit Cost
Washington	328	Conservation Crop Rotation	Pr_Perennial, Short-Term	Ac	\$60.85
Washington	328	Conservation Crop Rotation	Wp_Perennial, Short-Term	Ac	\$50.71
Washington	328	Conservation Crop Rotation	Small Grain	Ac	\$45.61
Washington	328	Conservation Crop Rotation	HU-Small Grain	Ac	\$54.73
Washington	328	Conservation Crop Rotation	Pr_Small Grain	Ac	\$54.73
Washington	328	Conservation Crop Rotation	Wp_Small Grain	Ac	\$45.61
Washington	328	Conservation Crop Rotation	Specialty Crop, Small	kSqFt	\$29.63
Washington	328	Conservation Crop Rotation	HU-Specialty Crop, Small	kSqFt	\$35.55
Washington	328	Conservation Crop Rotation	Pr_Specialty Crop, Small	kSqFt	\$35.55
Washington	328	Conservation Crop Rotation	Wp_Specialty Crop, Small	kSqFt	\$29.63
Washington	329	Residue and Tillage Management, No Till	No-Till and Strip-Till	Ac	\$18.03
Washington	329	Residue and Tillage Management, No Till	HU-No-Till and Strip-Till	Ac	\$21.64
Washington	329	Residue and Tillage Management, No Till	Wp_No-Till and Strip-Till	Ac	\$18.03
Washington	329	Residue and Tillage Management, No Till	No-Till and Strip-Till, Herbicide	Ac	\$30.28
Washington	329	Residue and Tillage Management, No Till	HU-No-Till and Strip-Till, Herbicide	Ac	\$36.32
Washington	329	Residue and Tillage Management, No Till	Wp_No-Till and Strip-Till, Herbicide	Ac	\$30.28
Washington	329	Residue and Tillage Management, No Till	No-Till, Less Than Half Acre	kSqFt	\$33.79
Washington	329	Residue and Tillage Management, No Till	HU-No-Till, Less Than Half Acre	kSqFt	\$40.56
Washington	329	Residue and Tillage Management, No Till	Wp_No-Till, Less Than Half Acre	kSqFt	\$33.79
Washington	330	Contour Farming	Contour Farming	Ac	\$8.64
Washington	330	Contour Farming	HU-Contour Farming	Ac	\$10.35
Washington	332	Contour Buffer Strips	Introduced Species Organic or Inorganic, Foregone Income	Ac	\$479.55
Washington	332	Contour Buffer Strips	HU-Introduced Species Organic or Inorganic, Foregone Income	Ac	\$501.16
Washington	332	Contour Buffer Strips	Wp_Introduced Species Organic or Inorganic, Foregone Income	Ac	\$501.16
Washington	332	Contour Buffer Strips	Native Species Organic or Inorganic, Foregone Income	Ac	\$524.33
Washington	332	Contour Buffer Strips	HU-Native Species Organic or Inorganic, Foregone Income	Ac	\$554.89
Washington	332	Contour Buffer Strips	Wp_Native Species Organic or Inorganic, Foregone Income	Ac	\$554.89

County	Code	Practice	Component	Units	Unit Cost
Washington	334	Controlled Traffic Farming	Reduced Compaction Area	Ac	\$45.40
Washington	334	Controlled Traffic Farming	HU-Reduced Compaction Area	Ac	\$54.48
Washington	336	Soil Carbon Amendment	Biochar	Ac	\$1,313.74
Washington	336	Soil Carbon Amendment	HU-Biochar	Ac	\$1,576.48
Washington	336	Soil Carbon Amendment	Biochar, Compost	Ac	\$659.39
Washington	336	Soil Carbon Amendment	HU-Biochar, Compost	Ac	\$791.27
Washington	336	Soil Carbon Amendment	Compost	Ac	\$216.07
Washington	336	Soil Carbon Amendment	HU-Compost	Ac	\$259.28
Washington	336	Soil Carbon Amendment	Compost and Biochar, Less Than 10 Acres	kSqFt	\$56.25
Washington	336	Soil Carbon Amendment	HU-Compost and Biochar, Less Than 10 Acres	kSqFt	\$67.50
Washington	336	Soil Carbon Amendment	Compost, Biochar	Ac	\$586.45
Washington	336	Soil Carbon Amendment	HU-Compost, Biochar	Ac	\$703.73
Washington	336	Soil Carbon Amendment	Compost, Less Than 10,000 Square Feet	kSqFt	\$47.78
Washington	336	Soil Carbon Amendment	HU-Compost, Less Than 10,000 Square Feet	kSqFt	\$57.34
Washington	336	Soil Carbon Amendment	Compost, Onsite	Ac	\$263.73
Washington	336	Soil Carbon Amendment	HU-Compost, Onsite	Ac	\$316.48
Washington	336	Soil Carbon Amendment	Other Carbon Amendment	Ac	\$126.38
Washington	336	Soil Carbon Amendment	HU-Other Carbon Amendment	Ac	\$151.65
Washington	338	Prescribed Burning	Growing Season Prescribed Burning (FI)	Ac	\$34.08
Washington	338	Prescribed Burning	HU-Growing Season Prescribed Burning (FI)	Ac	\$37.43
Washington	338	Prescribed Burning	Pr_Growing Season Prescribed Burning (FI)	Ac	\$37.43
Washington	338	Prescribed Burning	High Complexity (Slope/Fuels)	Ac	\$21.71
Washington	338	Prescribed Burning	HU-High Complexity (Slope/Fuels)	Ac	\$26.05
Washington	338	Prescribed Burning	Pr_High Complexity (Slope/Fuels)	Ac	\$26.05
Washington	338	Prescribed Burning	Pile	Ac	\$12.61
Washington	338	Prescribed Burning	HU-Pile	Ac	\$15.13
Washington	338	Prescribed Burning	Pr_Pile	Ac	\$15.13

County	Code	Practice	Component	Units	Unit Cost
Washington	338	Prescribed Burning	Slope Fuel, Low to Medium Complexity	Ac	\$13.84
Washington	338	Prescribed Burning	HU-Slope Fuel, Low to Medium Complexity	Ac	\$16.61
Washington	338	Prescribed Burning	Pr_Slope Fuel, Low to Medium Complexity	Ac	\$16.61
Washington	338	Prescribed Burning	Small Acreage / Limited Fire Resources	Ac	\$29.87
Washington	338	Prescribed Burning	HU-Small Acreage / Limited Fire Resources	Ac	\$35.85
Washington	338	Prescribed Burning	Pr_Small Acreage / Limited Fire Resources	Ac	\$35.85
Washington	340	Cover Crop	Adaptive Management	No	\$2,344.19
Washington	340	Cover Crop	HU-Adaptive Management	No	\$2,813.03
Washington	340	Cover Crop	Wp_Adaptive Management	No	\$2,344.19
Washington	340	Cover Crop	Basic	Ac	\$64.29
Washington	340	Cover Crop	HU-Basic	Ac	\$77.15
Washington	340	Cover Crop	Wp_Basic	Ac	\$64.29
Washington	340	Cover Crop	Mechanical Termination, 1,000 Square Feet	kSqFt	\$24.47
Washington	340	Cover Crop	HU-Mechanical Termination, 1,000 Square Feet	kSqFt	\$29.37
Washington	340	Cover Crop	Wp_Mechanical Termination, 1,000 Square Feet	kSqFt	\$24.47
Washington	340	Cover Crop	Multi-Species	Ac	\$79.28
Washington	340	Cover Crop	HU-Multi-Species	Ac	\$95.12
Washington	340	Cover Crop	Wp_Multi-Species	Ac	\$79.28
Washington	340	Cover Crop	Multi-Species, 1,000 Square Feet	kSqFt	\$47.70
Washington	340	Cover Crop	HU-Multi-Species, 1,000 Square Feet	kSqFt	\$57.24
Washington	340	Cover Crop	Wp_Multi-Species, 1,000 Square Feet	kSqFt	\$47.70
Washington	342	Critical Area Planting	Heavy Grading, Native or Introduced	Ac	\$1,052.89
Washington	342	Critical Area Planting	HU-Heavy Grading, Native or Introduced	Ac	\$1,263.47
Washington	342	Critical Area Planting	Wp_Heavy Grading, Native or Introduced	Ac	\$1,052.89
Washington	342	Critical Area Planting	Moderate Grading, Native or Introduced	Ac	\$726.86
Washington	342	Critical Area Planting	HU-Moderate Grading, Native or Introduced	Ac	\$872.23
Washington	342	Critical Area Planting	Wp_Moderate Grading, Native or Introduced	Ac	\$726.86

County	Code	Practice	Component	Units	Unit Cost
Washington	342	Critical Area Planting	Normal Tillage, Native or Introduced	Ac	\$306.91
Washington	342	Critical Area Planting	HU-Normal Tillage, Native or Introduced	Ac	\$368.29
Washington	342	Critical Area Planting	Wp_Normal Tillage, Native or Introduced	Ac	\$306.91
Washington	342	Critical Area Planting	Permanent Cover	kSqFt	\$18.37
Washington	342	Critical Area Planting	HU-Permanent Cover	kSqFt	\$22.05
Washington	342	Critical Area Planting	Wp_Permanent Cover	kSqFt	\$18.37
Washington	345	Residue and Tillage Management, Reduced Till	Reduced Tillage	Ac	\$18.86
Washington	345	Residue and Tillage Management, Reduced Till	HU-Reduced Tillage	Ac	\$22.63
Washington	345	Residue and Tillage Management, Reduced Till	Reduced Tillage, Less Than 0.5 Acres	kSqFt	\$29.10
Washington	345	Residue and Tillage Management, Reduced Till	HU-Reduced Tillage, Less Than 0.5 Acres	kSqFt	\$34.93
Washington	348	Dam, Diversion	Earthfill	CuYd	\$7.86
Washington	348	Dam, Diversion	HU-Earthfill	CuYd	\$9.42
Washington	348	Dam, Diversion	Fill, Rock and Gravel	CuYd	\$93.98
Washington	348	Dam, Diversion	HU-Fill, Rock and Gravel	CuYd	\$112.77
Washington	348	Dam, Diversion	Structure, Sheet Pile	SqFt	\$57.58
Washington	348	Dam, Diversion	HU-Structure, Sheet Pile	SqFt	\$69.09
Washington	350	Sediment Basin	Basin	CuYd	\$4.07
Washington	350	Sediment Basin	HU-Basin	CuYd	\$4.87
Washington	350	Sediment Basin	Basin, Excavated	CuYd	\$4.00
Washington	350	Sediment Basin	HU-Basin, Excavated	CuYd	\$4.80
Washington	351	Well Decommissioning	Drilled Well, 300 to 1,000 Feet	Ft	\$19.66
Washington	351	Well Decommissioning	HU-Drilled Well, 300 to 1,000 Feet	Ft	\$23.59
Washington	351	Well Decommissioning	Wp_Drilled Well, 300 to 1,000 Feet	Ft	\$19.66
Washington	351	Well Decommissioning	Drilled Well, Less Than 300 Feet	Ft	\$23.85
Washington	351	Well Decommissioning	HU-Drilled Well, Less Than 300 Feet	Ft	\$28.62
Washington	351	Well Decommissioning	Wp_Drilled Well, Less Than 300 Feet	Ft	\$23.85
Washington	351	Well Decommissioning	Shallow Well, Greater Than 15 Inch Diameter	Ft	\$60.68

County	Code	Practice	Component	Units	Unit Cost
Washington	351	Well Decommissioning	HU-Shallow Well, Greater Than 15 Inch Diameter	Ft	\$72.82
Washington	351	Well Decommissioning	Wp_Shallow Well, Greater Than 15 Inch Diameter	Ft	\$60.68
Washington	351	Well Decommissioning	Shallow Well, Less Than or Equal to 15 Inch Diameter	Ft	\$14.14
Washington	351	Well Decommissioning	HU-Shallow Well, Less Than or Equal to 15 Inch Diameter	Ft	\$16.97
Washington	351	Well Decommissioning	Wp_Shallow Well, Less Than or Equal to 15 Inch Diameter	Ft	\$14.14
Washington	353	Monitoring Well	Borehole, Less Than or Equal to 200 Feet	Ft	\$117.99
Washington	353	Monitoring Well	HU-Borehole, Less Than or Equal to 200 Feet	Ft	\$141.58
Washington	355	Groundwater Testing	Basic	No	\$55.11
Washington	355	Groundwater Testing	HU-Basic	No	\$66.12
Washington	355	Groundwater Testing	Wp_Basic	No	\$55.11
Washington	355	Groundwater Testing	Full Spectrum	No	\$285.70
Washington	355	Groundwater Testing	HU-Full Spectrum	No	\$342.85
Washington	355	Groundwater Testing	Wp_Full Spectrum	No	\$285.70
Washington	355	Groundwater Testing	Specialty	No	\$266.45
Washington	355	Groundwater Testing	HU-Specialty	No	\$319.74
Washington	355	Groundwater Testing	Wp_Specialty	No	\$266.45
Washington	356	Dike and Levee	Dike, Greater Than Six Feet	Ft	\$35.65
Washington	356	Dike and Levee	HU-Dike, Greater Than Six Feet	Ft	\$42.78
Washington	356	Dike and Levee	Dike, Less Than or Equal to Six Feet	Ft	\$24.35
Washington	356	Dike and Levee	HU-Dike, Less Than or Equal to Six Feet	Ft	\$29.22
Washington	356	Dike and Levee	Dike, Wetland	CuYd	\$4.18
Washington	356	Dike and Levee	HU-Dike, Wetland	CuYd	\$5.01
Washington	359	Waste Treatment Lagoon	Waste Treatment Lagoon	Cu-Ft	\$0.16
Washington	359	Waste Treatment Lagoon	HU-Waste Treatment Lagoon	Cu-Ft	\$0.19
Washington	360	Waste Facility Closure	Convert to Freshwater	Cu-Ft	\$0.05
Washington	360	Waste Facility Closure	HU-Convert to Freshwater	Cu-Ft	\$0.06
Washington	360	Waste Facility Closure	Decommission, Concrete Storage	Cu-Ft	\$0.18

County	Code	Practice	Component	Units	Unit Cost
Washington	360	Waste Facility Closure	HU-Decommission, Concrete Storage	Cu-Ft	\$0.21
Washington	360	Waste Facility Closure	Decommission, Earthen Impoundment	Cu-Ft	\$0.09
Washington	360	Waste Facility Closure	HU-Decommission, Earthen Impoundment	Cu-Ft	\$0.11
Washington	360	Waste Facility Closure	Decommission, Feedlot	Ac	\$12,498.26
Washington	360	Waste Facility Closure	HU-Decommission, Feedlot	Ac	\$14,997.92
Washington	360	Waste Facility Closure	Decommission, Underbarn	Cu-Ft	\$1.06
Washington	360	Waste Facility Closure	HU-Decommission, Underbarn	Cu-Ft	\$1.27
Washington	362	Diversion	Curb, Concrete	Ft	\$32.23
Washington	362	Diversion	HU-Curb, Concrete	Ft	\$38.67
Washington	362	Diversion	Diversion	CuYd	\$3.46
Washington	362	Diversion	HU-Diversion	CuYd	\$4.16
Washington	366	Anaerobic Digester	Anaerobic Digester	No	\$1,493,407.01
Washington	366	Anaerobic Digester	HU-Anaerobic Digester	No	\$1,792,088.42
Washington	366	Anaerobic Digester	Covered Lagoon or Holding Pond	AU	\$368.13
Washington	366	Anaerobic Digester	HU-Covered Lagoon or Holding Pond	AU	\$441.76
Washington	367	Roofs and Covers	Flexible Membrane Cover	SqFt	\$0.96
Washington	367	Roofs and Covers	HU-Flexible Membrane Cover	SqFt	\$1.15
Washington	367	Roofs and Covers	Flexible Membrane Cover, Flare	SqFt	\$8.12
Washington	367	Roofs and Covers	HU-Flexible Membrane Cover, Flare	SqFt	\$9.75
Washington	367	Roofs and Covers	Roof, Hoop	SqFt	\$9.46
Washington	367	Roofs and Covers	HU-Roof, Hoop	SqFt	\$11.36
Washington	367	Roofs and Covers	Roof, Timber or Steel Sheet	SqFt	\$10.54
Washington	367	Roofs and Covers	HU-Roof, Timber or Steel Sheet	SqFt	\$12.65
Washington	368	Emergency Animal Mortality Management	Burial	AU	\$123.51
Washington	368	Emergency Animal Mortality Management	HU-Burial	AU	\$148.20
Washington	368	Emergency Animal Mortality Management	Composting, Carbon Material and Mobilization	AU	\$461.36
Washington	368	Emergency Animal Mortality Management	HU-Composting, Carbon Material and Mobilization	AU	\$553.63

County	Code	Practice	Component	Units	Unit Cost
Washington	368	Emergency Animal Mortality Management	Composting, In-House	AU	\$91.61
Washington	368	Emergency Animal Mortality Management	HU-Composting, In-House	AU	\$109.94
Washington	368	Emergency Animal Mortality Management	Incineration, Landfill or Render	AU	\$306.24
Washington	368	Emergency Animal Mortality Management	HU-Incineration, Landfill or Render	AU	\$367.49
Washington	368	Emergency Animal Mortality Management	Shallow Burial, Swine or Cattle	AU	\$166.85
Washington	368	Emergency Animal Mortality Management	HU-Shallow Burial, Swine or Cattle	AU	\$200.22
Washington	371	Air Filtration and Scrubbing	Single Pit Fan Biofilter	No	\$18,228.34
Washington	371	Air Filtration and Scrubbing	HU-Single Pit Fan Biofilter	No	\$21,874.01
Washington	371	Air Filtration and Scrubbing	Traditional Horizontal Biofilter	CuYd	\$36.13
Washington	371	Air Filtration and Scrubbing	HU-Traditional Horizontal Biofilter	CuYd	\$43.36
Washington	372	Combustion System Improvement	Combustion Engine Replacement, 100 to 199 Brake Horsepower	No	\$17,757.82
Washington	372	Combustion System Improvement	HU-Combustion Engine Replacement, 100 to 199 Brake Horsepower	No	\$21,309.39
Washington	372	Combustion System Improvement	Combustion Engine Replacement, 50 to 99 Brake Horsepower	No	\$11,660.77
Washington	372	Combustion System Improvement	HU-Combustion Engine Replacement, 50 to 99 Brake Horsepower	No	\$13,992.92
Washington	372	Combustion System Improvement	Combustion Engine to Electric Motor Tractor Replacement	HP	\$1,369.14
Washington	372	Combustion System Improvement	HU-Combustion Engine to Electric Motor Tractor Replacement	HP	\$1,642.98
Washington	372	Combustion System Improvement	Combustion Engine to Electric Motor, 12 to 74 Horsepower	No	\$5,101.60
Washington	372	Combustion System Improvement	HU-Combustion Engine to Electric Motor, 12 to 74 Horsepower	No	\$6,121.92
Washington	372	Combustion System Improvement	Combustion Engine to Electric Motor, 75 to 149 Horsepower	No	\$9,584.65
Washington	372	Combustion System Improvement	HU-Combustion Engine to Electric Motor, 75 to 149 Horsepower	No	\$11,501.57
Washington	372	Combustion System Improvement	Non-Tractor Mobile Agricultural Equipment Replacement	HP	\$1,222.63
Washington	372	Combustion System Improvement	HU-Non-Tractor Mobile Agricultural Equipment Replacement	HP	\$1,467.16
Washington	374	Energy Efficient Agricultural Operation	Alley Scraper	No	\$24,394.69
Washington	374	Energy Efficient Agricultural Operation	HU-Alley Scraper	No	\$29,273.63
Washington	374	Energy Efficient Agricultural Operation	Attic Heat Recovery Vents	No	\$179.85
Washington	374	Energy Efficient Agricultural Operation	HU-Attic Heat Recovery Vents	No	\$215.83
Washington	374	Energy Efficient Agricultural Operation	Heater, High Efficiency	kBTU/Hr	\$18.30

County	Code	Practice	Component	Units	Unit Cost
Washington	374	Energy Efficient Agricultural Operation	HU-Heater, High Efficiency	kBTU/Hr	\$21.96
Washington	374	Energy Efficient Agricultural Operation	Motor, 10 to 100 Horsepower	HP	\$99.58
Washington	374	Energy Efficient Agricultural Operation	HU-Motor, 10 to 100 Horsepower	HP	\$119.49
Washington	374	Energy Efficient Agricultural Operation	Motor, 2 to 9 Horsepower	HP	\$182.24
Washington	374	Energy Efficient Agricultural Operation	HU-Motor, 2 to 9 Horsepower	HP	\$218.69
Washington	374	Energy Efficient Agricultural Operation	Motor, Greater Than 100 Horsepower	HP	\$121.97
Washington	374	Energy Efficient Agricultural Operation	HU-Motor, Greater Than 100 Horsepower	HP	\$146.37
Washington	374	Energy Efficient Agricultural Operation	Motor, Less Than or Equal to One Horsepower	HP	\$624.20
Washington	374	Energy Efficient Agricultural Operation	HU-Motor, Less Than or Equal to One Horsepower	HP	\$749.04
Washington	374	Energy Efficient Agricultural Operation	Plate Cooler	No	\$31,954.51
Washington	374	Energy Efficient Agricultural Operation	HU-Plate Cooler	No	\$38,345.41
Washington	374	Energy Efficient Agricultural Operation	Plate Cooler, Small	No	\$4,711.26
Washington	374	Energy Efficient Agricultural Operation	HU-Plate Cooler, Small	No	\$5,653.51
Washington	374	Energy Efficient Agricultural Operation	Radiant System	No	\$1,423.63
Washington	374	Energy Efficient Agricultural Operation	HU-Radiant System	No	\$1,708.35
Washington	374	Energy Efficient Agricultural Operation	Scroll Compressor	HP	\$561.60
Washington	374	Energy Efficient Agricultural Operation	HU-Scroll Compressor	HP	\$673.92
Washington	374	Energy Efficient Agricultural Operation	System, Automatic Controller	No	\$1,302.57
Washington	374	Energy Efficient Agricultural Operation	HU-System, Automatic Controller	No	\$1,563.08
Washington	374	Energy Efficient Agricultural Operation	Telemetry	No	\$1,712.72
Washington	374	Energy Efficient Agricultural Operation	HU-Telemetry	No	\$2,055.26
Washington	374	Energy Efficient Agricultural Operation	Variable Speed Drive, 5 to 15 Horsepower	HP	\$160.76
Washington	374	Energy Efficient Agricultural Operation	HU-Variable Speed Drive, 5 to 15 Horsepower	HP	\$192.92
Washington	374	Energy Efficient Agricultural Operation	Variable Speed Drive, Greater Than 15 Horsepower	HP	\$109.63
Washington	374	Energy Efficient Agricultural Operation	HU-Variable Speed Drive, Greater Than 15 Horsepower	HP	\$131.57
Washington	374	Energy Efficient Agricultural Operation	Variable Speed Drive, Less Than 5 Horsepower	HP	\$837.01
Washington	374	Energy Efficient Agricultural Operation	HU-Variable Speed Drive, Less Than 5 Horsepower	HP	\$1,004.41

County	Code	Practice	Component	Units	Unit Cost
Washington	374	Energy Efficient Agricultural Operation	Ventilation, Exhaust	No	\$1,734.67
Washington	374	Energy Efficient Agricultural Operation	HU-Ventilation, Exhaust	No	\$2,081.62
Washington	374	Energy Efficient Agricultural Operation	Ventilation, Horizontal Air Flow	No	\$210.09
Washington	374	Energy Efficient Agricultural Operation	HU-Ventilation, Horizontal Air Flow	No	\$252.10
Washington	375	Dust Management for Pen Surfaces	Mobile Sprinkler	Ac	\$1,836.60
Washington	375	Dust Management for Pen Surfaces	HU-Mobile Sprinkler	Ac	\$2,203.92
Washington	375	Dust Management for Pen Surfaces	More Than Two Manure Harvests	Ac	\$2,104.15
Washington	375	Dust Management for Pen Surfaces	HU-More Than Two Manure Harvests	Ac	\$2,524.98
Washington	375	Dust Management for Pen Surfaces	More Than Two Manure Harvests and Mobile Sprinkler	Ac	\$3,940.75
Washington	375	Dust Management for Pen Surfaces	HU-More Than Two Manure Harvests and Mobile Sprinkler	Ac	\$4,728.90
Washington	375	Dust Management for Pen Surfaces	One Manure Harvest	Ac	\$526.04
Washington	375	Dust Management for Pen Surfaces	HU-One Manure Harvest	Ac	\$631.24
Washington	375	Dust Management for Pen Surfaces	One Manure Harvest and Mobile Sprinkler	Ac	\$2,362.64
Washington	375	Dust Management for Pen Surfaces	HU-One Manure Harvest and Mobile Sprinkler	Ac	\$2,835.16
Washington	375	Dust Management for Pen Surfaces	Two Manure Harvests	Ac	\$1,052.07
Washington	375	Dust Management for Pen Surfaces	HU-Two Manure Harvests	Ac	\$1,262.49
Washington	375	Dust Management for Pen Surfaces	Two Manure Harvests and Mobile Sprinkler	Ac	\$2,888.67
Washington	375	Dust Management for Pen Surfaces	HU-Two Manure Harvests and Mobile Sprinkler	Ac	\$3,466.40
Washington	378	Pond	Embankment Pond with greater than or equal to 24 inch Pipe	CuYd	\$4.75
Washington	378	Pond	HU-Embankment Pond with greater than or equal to 24 inch Pipe	CuYd	\$5.71
Washington	378	Pond	Embankment Pond with less than 24 inch Pipe	CuYd	\$5.76
Washington	378	Pond	HU-Embankment Pond with less than 24 inch Pipe	CuYd	\$6.92
Washington	378	Pond	Embankment Pond, No Principal Spillway	CuYd	\$4.64
Washington	378	Pond	HU-Embankment Pond, No Principal Spillway	CuYd	\$5.57
Washington	378	Pond	Excavated Pond	CuYd	\$2.59
Washington	378	Pond	HU-Excavated Pond	CuYd	\$3.10
Washington	378	Pond	Excavated Pond with Embankment	CuYd	\$3.09

County	Code	Practice	Component	Units	Unit Cost
Washington	378	Pond	HU-Excavated Pond with Embankment	CuYd	\$3.72
Washington	378	Pond	Rehab Embankment Pond, No Principal Spillway	CuYd	\$8.98
Washington	378	Pond	HU-Rehab Embankment Pond, No Principal Spillway	CuYd	\$10.78
Washington	378	Pond	Rehab Embankment Pond, With Principal Spillway	DialnFt	\$11.97
Washington	378	Pond	HU-Rehab Embankment Pond, With Principal Spillway	DialnFt	\$14.37
Washington	380	Windbreak/Shelterbelt Establishment and Renovation	Coppicing	Ft	\$2.73
Washington	380	Windbreak/Shelterbelt Establishment and Renovation	HU-Coppicing	Ft	\$3.28
Washington	380	Windbreak/Shelterbelt Establishment and Renovation	Machine Plant Trees	Ft	\$0.57
Washington	380	Windbreak/Shelterbelt Establishment and Renovation	HU-Machine Plant Trees	Ft	\$0.68
Washington	380	Windbreak/Shelterbelt Establishment and Renovation	Machine Plant Trees with Supplemental Water	Ft	\$0.77
Washington	380	Windbreak/Shelterbelt Establishment and Renovation	HU-Machine Plant Trees with Supplemental Water	Ft	\$0.92
Washington	380	Windbreak/Shelterbelt Establishment and Renovation	Machine Plant Trees with Supplemental Water and Shelters	Ft	\$1.34
Washington	380	Windbreak/Shelterbelt Establishment and Renovation	HU-Machine Plant Trees with Supplemental Water and Shelters	Ft	\$1.62
Washington	380	Windbreak/Shelterbelt Establishment and Renovation	Machine Plant Trees with Tubes	Ft	\$1.19
Washington	380	Windbreak/Shelterbelt Establishment and Renovation	HU-Machine Plant Trees with Tubes	Ft	\$1.43
Washington	380	Windbreak/Shelterbelt Establishment and Renovation	Manual Plant, Bareroot	No	\$2.44
Washington	380	Windbreak/Shelterbelt Establishment and Renovation	HU-Manual Plant, Bareroot	No	\$2.92
Washington	380	Windbreak/Shelterbelt Establishment and Renovation	Manual Plant, Bareroot with Supplemental Water	No	\$7.31
Washington	380	Windbreak/Shelterbelt Establishment and Renovation	HU-Manual Plant, Bareroot with Supplemental Water	No	\$8.78
Washington	380	Windbreak/Shelterbelt Establishment and Renovation	One Row, Small	Ft	\$3.49
Washington	380	Windbreak/Shelterbelt Establishment and Renovation	HU-One Row, Small	Ft	\$4.19
Washington	380	Windbreak/Shelterbelt Establishment and Renovation	Renovation, Greater Than 8 Inches Diameter Breast Height, Machine Plant	Ft	\$3.43
Washington	380	Windbreak/Shelterbelt Establishment and Renovation	HU-Renovation, Greater Than 8 Inches Diameter Breast Height, Machine Plant	Ft	\$4.12
Washington	380	Windbreak/Shelterbelt Establishment and Renovation	Renovation, Greater Than 8 Inches Diameter Breast Height, Manual Plant	Ft	\$5.17
Washington	380	Windbreak/Shelterbelt Establishment and Renovation	HU-Renovation, Greater Than 8 Inches Diameter Breast Height, Manual Plant	Ft	\$6.21
Washington	380	Windbreak/Shelterbelt Establishment and Renovation	Renovation, Removal of Trees and Shrubs, Manual Plant	Ft	\$3.65
Washington	380	Windbreak/Shelterbelt Establishment and Renovation	HU-Renovation, Removal of Trees and Shrubs, Manual Plant	Ft	\$4.39

County	Code	Practice	Component	Units	Unit Cost
Washington	380	Windbreak/Shelterbelt Establishment and Renovation	Renovation, Sod Release	Ft	\$0.50
Washington	380	Windbreak/Shelterbelt Establishment and Renovation	HU-Renovation, Sod Release	Ft	\$0.60
Washington	380	Windbreak/Shelterbelt Establishment and Renovation	Renovation, Supplemental Manual Plant with Container or Bareroot Stock	Ft	\$2.57
Washington	380	Windbreak/Shelterbelt Establishment and Renovation	HU-Renovation, Supplemental Manual Plant with Container or Bareroot Stock	Ft	\$3.08
Washington	380	Windbreak/Shelterbelt Establishment and Renovation	Renovation, Thinning or Removal of Trees and Shrubs, Machine Plant	Ft	\$2.92
Washington	380	Windbreak/Shelterbelt Establishment and Renovation	HU-Renovation, Thinning or Removal of Trees and Shrubs, Machine Plant	Ft	\$3.51
Washington	382	Fence	Barbed Wire for Difficult Terrain, Multi-Strand	Ft	\$2.87
Washington	382	Fence	HU-Barbed Wire for Difficult Terrain, Multi-Strand	Ft	\$3.44
Washington	382	Fence	Barbed Wire for Difficult Terrain, Multi-Strand with Markers	Ft	\$3.00
Washington	382	Fence	HU-Barbed Wire for Difficult Terrain, Multi-Strand with Markers	Ft	\$3.60
Washington	382	Fence	Barbed Wire, Multi-Strand	Ft	\$2.40
Washington	382	Fence	HU-Barbed Wire, Multi-Strand	Ft	\$2.88
Washington	382	Fence	Barbed Wire, Multi-Strand with Markers	Ft	\$2.57
Washington	382	Fence	HU-Barbed Wire, Multi-Strand with Markers	Ft	\$3.08
Washington	382	Fence	Electric, high tensile with energizer	Ft	\$1.16
Washington	382	Fence	HU-Electric, high tensile with energizer	Ft	\$1.40
Washington	382	Fence	Electric, high tensile with energizer and fence markers	Ft	\$1.34
Washington	382	Fence	HU-Electric, high tensile with energizer and fence markers	Ft	\$1.62
Washington	382	Fence	High Tensile, Eight Wire Electric	Ft	\$2.68
Washington	382	Fence	HU-High Tensile, Eight Wire Electric	Ft	\$3.22
Washington	382	Fence	High Tensile, Five Wire Electric	Ft	\$2.41
Washington	382	Fence	HU-High Tensile, Five Wire Electric	Ft	\$2.89
Washington	382	Fence	Portable Fence	Ft	\$0.23
Washington	382	Fence	HU-Portable Fence	Ft	\$0.27
Washington	382	Fence	Refabrication of existing fence for multispecies diversity	Ft	\$0.92
Washington	382	Fence	HU-Refabrication of existing fence for multispecies diversity	Ft	\$1.10
Washington	382	Fence	Virtual Fence, Startup Year One, 51 to 199 Animals	No	\$141.07

County	Code	Practice	Component	Units	Unit Cost
Washington	382	Fence	HU-Virtual Fence, Startup Year One, 51 to 199 Animals	No	\$169.30
Washington	382	Fence	Virtual Fence, Startup Year One, Greater Than or Equal to 200 Animals	No	\$92.89
Washington	382	Fence	HU-Virtual Fence, Startup Year One, Greater Than or Equal to 200 Animals	No	\$111.46
Washington	382	Fence	Virtual Fence, Startup Year One, Less Than or Equal to 50 Animals	No	\$268.26
Washington	382	Fence	HU-Virtual Fence, Startup Year One, Less Than or Equal to 50 Animals	No	\$321.92
Washington	382	Fence	Virtual Fence, Startup Year One, Sheep or Goat	No	\$226.49
Washington	382	Fence	HU-Virtual Fence, Startup Year One, Sheep or Goat	No	\$271.79
Washington	382	Fence	Woven Wire	Ft	\$2.30
Washington	382	Fence	HU-Woven Wire	Ft	\$2.75
Washington	382	Fence	Woven Wire, 96 Inch	Ft	\$6.38
Washington	382	Fence	HU-Woven Wire, 96 Inch	Ft	\$7.65
Washington	383	Fuel Break	Mechanical and Chemical Application	Ac	\$1,669.63
Washington	383	Fuel Break	HU-Mechanical and Chemical Application	Ac	\$2,003.56
Washington	383	Fuel Break	Mechanical and Chemical Application, Steep Slopes	Ac	\$2,596.79
Washington	383	Fuel Break	HU-Mechanical and Chemical Application, Steep Slopes	Ac	\$3,116.15
Washington	383	Fuel Break	Mechanical Application, Non-Forest Land	Ac	\$291.27
Washington	383	Fuel Break	HU-Mechanical Application, Non-Forest Land	Ac	\$349.52
Washington	384	Woody Residue Treatment	Air Curtain Burner	Ac	\$180.84
Washington	384	Woody Residue Treatment	HU-Air Curtain Burner	Ac	\$217.01
Washington	384	Woody Residue Treatment	Mechanical and Manual Control for Slash, 5 to 15 Tons per Acre	Ac	\$500.24
Washington	384	Woody Residue Treatment	HU-Mechanical and Manual Control for Slash, 5 to 15 Tons per Acre	Ac	\$600.29
Washington	384	Woody Residue Treatment	Mechanical and Manual Control for Slash, Greater Than 15 Tons per Acre	Ac	\$1,334.13
Washington	384	Woody Residue Treatment	HU-Mechanical and Manual Control for Slash, Greater Than 15 Tons per Acre	Ac	\$1,600.96
Washington	384	Woody Residue Treatment	Mechanical and Manual Control for Slash, Less Than 5 Tons per Acre	Ac	\$126.19
Washington	384	Woody Residue Treatment	HU-Mechanical and Manual Control for Slash, Less Than 5 Tons per Acre	Ac	\$151.43
Washington	384	Woody Residue Treatment	Mechanical and Manual Control, Chipping and Hauling Offsite	Ac	\$285.13
Washington	384	Woody Residue Treatment	HU-Mechanical and Manual Control, Chipping and Hauling Offsite	Ac	\$342.15

County	Code	Practice	Component	Units	Unit Cost
Washington	384	Woody Residue Treatment	Mechanical and Manual Control, Consolidated Slash Pile	Ac	\$172.31
Washington	384	Woody Residue Treatment	HU-Mechanical and Manual Control, Consolidated Slash Pile	Ac	\$206.76
Washington	384	Woody Residue Treatment	Mechanical Control, Chaining	Ac	\$127.30
Washington	384	Woody Residue Treatment	HU-Mechanical Control, Chaining	Ac	\$152.75
Washington	384	Woody Residue Treatment	Restoration, Coservation Treatment After Catastropic Events	Ac	\$2,051.68
Washington	384	Woody Residue Treatment	HU-Restoration, Coservation Treatment After Catastropic Events	Ac	\$2,462.03
Washington	386	Field Border	Field Border, Small	kSqFt	\$66.30
Washington	386	Field Border	HU-Field Border, Small	kSqFt	\$79.57
Washington	386	Field Border	Pr_Field Border, Small	kSqFt	\$79.57
Washington	386	Field Border	Wp_Field Border, Small	kSqFt	\$66.30
Washington	386	Field Border	Introduced Species	Ac	\$94.42
Washington	386	Field Border	HU-Introduced Species	Ac	\$113.29
Washington	386	Field Border	Pr_Introduced Species	Ac	\$113.29
Washington	386	Field Border	Wp_Introduced Species	Ac	\$94.42
Washington	386	Field Border	Introduced Species, Foregone Income	Ac	\$432.72
Washington	386	Field Border	HU-Introduced Species, Foregone Income	Ac	\$451.60
Washington	386	Field Border	Pr_Introduced Species, Foregone Income	Ac	\$451.60
Washington	386	Field Border	Wp_Introduced Species, Foregone Income	Ac	\$432.72
Washington	386	Field Border	Native Species	Ac	\$175.90
Washington	386	Field Border	HU-Native Species	Ac	\$211.08
Washington	386	Field Border	Pr_Native Species	Ac	\$211.08
Washington	386	Field Border	Wp_Native Species	Ac	\$175.90
Washington	386	Field Border	Native Species, Foregone Income	Ac	\$514.21
Washington	386	Field Border	HU-Native Species, Foregone Income	Ac	\$549.39
Washington	386	Field Border	Pr_Native Species, Foregone Income	Ac	\$549.39
Washington	386	Field Border	Wp_Native Species, Foregone Income	Ac	\$514.21
Washington	386	Field Border	Pollinator	Ac	\$490.59

County	Code	Practice	Component	Units	Unit Cost
Washington	386	Field Border	HU-Pollinator	Ac	\$588.72
Washington	386	Field Border	Pr_Pollinator	Ac	\$588.72
Washington	386	Field Border	Wp_Pollinator	Ac	\$490.59
Washington	386	Field Border	Pollinator, Foregone Income	Ac	\$828.90
Washington	386	Field Border	HU-Pollinator, Foregone Income	Ac	\$927.03
Washington	386	Field Border	Pr_Pollinator, Foregone Income	Ac	\$927.03
Washington	386	Field Border	Wp_Pollinator, Foregone Income	Ac	\$828.90
Washington	388	Irrigation Field Ditch	Irrigation Field Ditch	CuYd	\$2.83
Washington	388	Irrigation Field Ditch	HU-Irrigation Field Ditch	CuYd	\$3.40
Washington	390	Riparian Herbaceous Cover	Native Perennial Grasses, Legumes, and Forbs Mix	Ac	\$214.11
Washington	390	Riparian Herbaceous Cover	HU-Native Perennial Grasses, Legumes, and Forbs Mix	Ac	\$256.94
Washington	390	Riparian Herbaceous Cover	Wp_Native Perennial Grasses, Legumes, and Forbs Mix	Ac	\$214.11
Washington	390	Riparian Herbaceous Cover	Native Perennial Grasses, Legumes, and Forbs Mix, Foregone Income	Ac	\$260.12
Washington	390	Riparian Herbaceous Cover	HU-Native Perennial Grasses, Legumes, and Forbs Mix, Foregone Income	Ac	\$302.95
Washington	390	Riparian Herbaceous Cover	Wp_Native Perennial Grasses, Legumes, and Forbs Mix, Foregone Income	Ac	\$260.12
Washington	390	Riparian Herbaceous Cover	Native Perennial Grasses, Low Density	Ac	\$161.99
Washington	390	Riparian Herbaceous Cover	HU-Native Perennial Grasses, Low Density	Ac	\$194.39
Washington	390	Riparian Herbaceous Cover	Wp_Native Perennial Grasses, Low Density	Ac	\$161.99
Washington	390	Riparian Herbaceous Cover	Native Perennial Grasses, Low Density, Foregone Income	Ac	\$208.01
Washington	390	Riparian Herbaceous Cover	HU-Native Perennial Grasses, Low Density, Foregone Income	Ac	\$240.41
Washington	390	Riparian Herbaceous Cover	Wp_Native Perennial Grasses, Low Density, Foregone Income	Ac	\$208.01
Washington	390	Riparian Herbaceous Cover	Pollinator Habitat	Ac	\$1,138.50
Washington	390	Riparian Herbaceous Cover	HU-Pollinator Habitat	Ac	\$1,366.19
Washington	390	Riparian Herbaceous Cover	Wp_Pollinator Habitat	Ac	\$1,138.50
Washington	391	Riparian Forest Buffer	Bare-root, hand planted	Ac	\$2,661.53
Washington	391	Riparian Forest Buffer	HU-Bare-root, hand planted	Ac	\$3,193.83
Washington	391	Riparian Forest Buffer	Pr_Bare-root, hand planted	Ac	\$3,193.83

County	Code	Practice	Component	Units	Unit Cost
Washington	391	Riparian Forest Buffer	Wp_Bare-root, hand planted	Ac	\$2,661.53
Washington	391	Riparian Forest Buffer	Bare-root, machine planted	Ac	\$1,745.29
Washington	391	Riparian Forest Buffer	HU-Bare-root, machine planted	Ac	\$2,094.35
Washington	391	Riparian Forest Buffer	Pr_Bare-root, machine planted	Ac	\$2,094.35
Washington	391	Riparian Forest Buffer	Wp_Bare-root, machine planted	Ac	\$1,745.29
Washington	391	Riparian Forest Buffer	Bare-root, machine planted (FI)	Ac	\$1,781.18
Washington	391	Riparian Forest Buffer	HU-Bare-root, machine planted (FI)	Ac	\$2,050.14
Washington	391	Riparian Forest Buffer	Pr_Bare-root, machine planted (FI)	Ac	\$2,050.14
Washington	391	Riparian Forest Buffer	Wp_Bare-root, machine planted (FI)	Ac	\$1,781.18
Washington	391	Riparian Forest Buffer	Cuttings	Ac	\$4,968.73
Washington	391	Riparian Forest Buffer	HU-Cuttings	Ac	\$5,962.48
Washington	391	Riparian Forest Buffer	Pr_Cuttings	Ac	\$5,962.48
Washington	391	Riparian Forest Buffer	Wp_Cuttings	Ac	\$4,968.73
Washington	391	Riparian Forest Buffer	Direct Seeding (FI)	Ac	\$1,452.85
Washington	391	Riparian Forest Buffer	HU-Direct Seeding (FI)	Ac	\$1,656.66
Washington	391	Riparian Forest Buffer	Pr_Direct Seeding (FI)	Ac	\$1,656.66
Washington	391	Riparian Forest Buffer	Wp_Direct Seeding (FI)	Ac	\$1,452.85
Washington	391	Riparian Forest Buffer	Seeding	Ac	\$346.17
Washington	391	Riparian Forest Buffer	HU-Seeding	Ac	\$415.41
Washington	391	Riparian Forest Buffer	Pr_Seeding	Ac	\$415.41
Washington	391	Riparian Forest Buffer	Wp_Seeding	Ac	\$346.17
Washington	391	Riparian Forest Buffer	Small container, machine planted (FI)	Ac	\$2,717.47
Washington	391	Riparian Forest Buffer	HU-Small container, machine planted (FI)	Ac	\$3,173.68
Washington	391	Riparian Forest Buffer	Pr_Small container, machine planted (FI)	Ac	\$3,173.68
Washington	391	Riparian Forest Buffer	Wp_Small container, machine planted (FI)	Ac	\$2,717.47
Washington	393	Filter Strip	Introduced Species	Ac	\$182.98
Washington	393	Filter Strip	HU-Introduced Species	Ac	\$219.57

County	Code	Practice	Component	Units	Unit Cost
Washington	393	Filter Strip	Pr_Introduced Species	Ac	\$219.57
Washington	393	Filter Strip	Wp_Introduced Species	Ac	\$182.98
Washington	393	Filter Strip	Introduced Species, Foregone Income	Ac	\$521.28
Washington	393	Filter Strip	HU-Introduced Species, Foregone Income	Ac	\$557.88
Washington	393	Filter Strip	Pr_Introduced Species, Foregone Income	Ac	\$557.88
Washington	393	Filter Strip	Wp_Introduced Species, Foregone Income	Ac	\$521.28
Washington	393	Filter Strip	Native Species	Ac	\$253.07
Washington	393	Filter Strip	HU-Native Species	Ac	\$303.69
Washington	393	Filter Strip	Pr_Native Species	Ac	\$303.69
Washington	393	Filter Strip	Wp_Native Species	Ac	\$253.07
Washington	393	Filter Strip	Native Species with Moderate Grading	Ac	\$1,267.12
Washington	393	Filter Strip	HU-Native Species with Moderate Grading	Ac	\$1,520.55
Washington	393	Filter Strip	Pr_Native Species with Moderate Grading	Ac	\$1,520.55
Washington	393	Filter Strip	Wp_Native Species with Moderate Grading	Ac	\$1,267.12
Washington	393	Filter Strip	Native Species with Moderate Grading, Foregone Income	Ac	\$1,605.43
Washington	393	Filter Strip	HU-Native Species with Moderate Grading, Foregone Income	Ac	\$1,858.86
Washington	393	Filter Strip	Pr_Native Species with Moderate Grading, Foregone Income	Ac	\$1,858.86
Washington	393	Filter Strip	Wp_Native Species with Moderate Grading, Foregone Income	Ac	\$1,605.43
Washington	393	Filter Strip	Native Species, Foregone Income	Ac	\$591.38
Washington	393	Filter Strip	HU-Native Species, Foregone Income	Ac	\$642.00
Washington	393	Filter Strip	Pr_Native Species, Foregone Income	Ac	\$642.00
Washington	393	Filter Strip	Wp_Native Species, Foregone Income	Ac	\$591.38
Washington	394	Firebreak	Bare Soil, Bladed or Disked, Greater Than or Equal to 30 Feet	Ft	\$3.79
Washington	394	Firebreak	HU-Bare Soil, Bladed or Disked, Greater Than or Equal to 30 Feet	Ft	\$4.55
Washington	394	Firebreak	Bare Soil, Bladed or Disked, Less Than or Equal to 15 Percent Slope	Ft	\$0.13
Washington	394	Firebreak	HU-Bare Soil, Bladed or Disked, Less Than or Equal to 15 Percent Slope	Ft	\$0.16
Washington	394	Firebreak	Permanent Vegetation, 30 Feet	Ft	\$0.37

County	Code	Practice	Component	Units	Unit Cost
Washington	394	Firebreak	HU-Permanent Vegetation, 30 Feet	Ft	\$0.46
Washington	394	Firebreak	Vegetation with Bush Hog, 30 Feet	Ft	\$0.15
Washington	394	Firebreak	HU-Vegetation with Bush Hog, 30 Feet	Ft	\$0.18
Washington	394	Firebreak	Vegetation, 5 to 45 Percent Slope	Ft	\$0.90
Washington	394	Firebreak	HU-Vegetation, 5 to 45 Percent Slope	Ft	\$1.07
Washington	395	Stream Habitat Improvement and Management	Fish Barrier	CuYd	\$7,084.70
Washington	395	Stream Habitat Improvement and Management	HU-Fish Barrier	CuYd	\$8,501.63
Washington	395	Stream Habitat Improvement and Management	Rock and Wood Structure	Ac	\$28,259.44
Washington	395	Stream Habitat Improvement and Management	HU-Rock and Wood Structure	Ac	\$33,911.33
Washington	395	Stream Habitat Improvement and Management	Rock Structure, Boulders Instream	Ac	\$15,680.33
Washington	395	Stream Habitat Improvement and Management	HU-Rock Structure, Boulders Instream	Ac	\$18,816.40
Washington	395	Stream Habitat Improvement and Management	Wood Structure, Root Wads, Instream	Ac	\$16,122.91
Washington	395	Stream Habitat Improvement and Management	HU-Wood Structure, Root Wads, Instream	Ac	\$19,347.49
Washington	396	Aquatic Organism Passage	Crossing, Low Water	CuYd	\$210.74
Washington	396	Aquatic Organism Passage	HU-Crossing, Low Water	CuYd	\$252.89
Washington	396	Aquatic Organism Passage	Culvert, Corrugated Metal Pipe	No	\$9,333.20
Washington	396	Aquatic Organism Passage	HU-Culvert, Corrugated Metal Pipe	No	\$11,199.84
Washington	396	Aquatic Organism Passage	Fishway, Nature-Like	Ac	\$38,274.50
Washington	396	Aquatic Organism Passage	HU-Fishway, Nature-Like	Ac	\$45,929.39
Washington	396	Aquatic Organism Passage	Removal, Passage Barriers	CuYd	\$35.28
Washington	396	Aquatic Organism Passage	HU-Removal, Passage Barriers	CuYd	\$42.33
Washington	399	Fishpond Management	Depth Management	Ac	\$6,860.56
Washington	399	Fishpond Management	HU-Depth Management	Ac	\$8,232.66
Washington	399	Fishpond Management	Structure, Habitat	Ac	\$1,031.66
Washington	399	Fishpond Management	HU-Structure, Habitat	Ac	\$1,237.98
Washington	399	Fishpond Management	Vegetation, Native	Ac	\$931.02
Washington	399	Fishpond Management	HU-Vegetation, Native	Ac	\$1,117.22

County	Code	Practice	Component	Units	Unit Cost
Washington	402	Dam	Pipe, Spillway	CuYd	\$5.61
Washington	402	Dam	HU-Pipe, Spillway	CuYd	\$6.73
Washington	410	Grade Stabilization Structure	Chute Structure, Concrete Block	SqFt	\$7.29
Washington	410	Grade Stabilization Structure	HU-Chute Structure, Concrete Block	SqFt	\$8.76
Washington	410	Grade Stabilization Structure	Chute Structure, Rock	CuYd	\$127.05
Washington	410	Grade Stabilization Structure	HU-Chute Structure, Rock	CuYd	\$152.46
Washington	410	Grade Stabilization Structure	Dam and Spillway, Rehabilitation	DialnFt	\$12.15
Washington	410	Grade Stabilization Structure	HU-Dam and Spillway, Rehabilitation	DialnFt	\$14.58
Washington	410	Grade Stabilization Structure	Drop Structure, Box	CuYd	\$1,015.21
Washington	410	Grade Stabilization Structure	HU-Drop Structure, Box	CuYd	\$1,218.25
Washington	410	Grade Stabilization Structure	Drop Structure, Concrete Block Mat	SqFt	\$8.09
Washington	410	Grade Stabilization Structure	HU-Drop Structure, Concrete Block Mat	SqFt	\$9.71
Washington	410	Grade Stabilization Structure	Drop Structure, Gabion Mattress	CuYd	\$178.74
Washington	410	Grade Stabilization Structure	HU-Drop Structure, Gabion Mattress	CuYd	\$214.49
Washington	410	Grade Stabilization Structure	Drop Structure, Metal	SqFt	\$54.73
Washington	410	Grade Stabilization Structure	HU-Drop Structure, Metal	SqFt	\$65.67
Washington	410	Grade Stabilization Structure	Drop Structure, Precast Modular Blocks	CuYd	\$403.06
Washington	410	Grade Stabilization Structure	HU-Drop Structure, Precast Modular Blocks	CuYd	\$483.68
Washington	410	Grade Stabilization Structure	Drop Structure, Weir	SqFt	\$124.98
Washington	410	Grade Stabilization Structure	HU-Drop Structure, Weir	SqFt	\$149.98
Washington	410	Grade Stabilization Structure	Drop Structure, Weir with Sheet Pile	SqFt	\$61.51
Washington	410	Grade Stabilization Structure	HU-Drop Structure, Weir with Sheet Pile	SqFt	\$73.81
Washington	410	Grade Stabilization Structure	Embankment, No Spillway Pipe	CuYd	\$4.63
Washington	410	Grade Stabilization Structure	HU-Embankment, No Spillway Pipe	CuYd	\$5.56
Washington	410	Grade Stabilization Structure	Embankment, Pipe <24 inch	CuYd	\$5.76
Washington	410	Grade Stabilization Structure	HU-Embankment, Pipe <24 inch	CuYd	\$6.92
Washington	410	Grade Stabilization Structure	Embankment, Pipe >=24 inch	CuYd	\$4.76

County	Code	Practice	Component	Units	Unit Cost
Washington	410	Grade Stabilization Structure	HU-Embankment, Pipe >=24 inch	CuYd	\$5.71
Washington	410	Grade Stabilization Structure	Embankment, Soil Treatment	CuYd	\$9.28
Washington	410	Grade Stabilization Structure	HU-Embankment, Soil Treatment	CuYd	\$11.14
Washington	410	Grade Stabilization Structure	Pipe Drop, Corrugated Metal Pipe	SqFt	\$20.39
Washington	410	Grade Stabilization Structure	HU-Pipe Drop, Corrugated Metal Pipe	SqFt	\$24.47
Washington	410	Grade Stabilization Structure	Pipe Drop, Plastic	SqFt	\$58.57
Washington	410	Grade Stabilization Structure	HU-Pipe Drop, Plastic	SqFt	\$70.29
Washington	410	Grade Stabilization Structure	Pipe Drop, Steel	SqFt	\$15.81
Washington	410	Grade Stabilization Structure	HU-Pipe Drop, Steel	SqFt	\$18.97
Washington	410	Grade Stabilization Structure	Pipe, 8 to 12 Inch	CuYd	\$5.99
Washington	410	Grade Stabilization Structure	HU-Pipe, 8 to 12 Inch	CuYd	\$7.19
Washington	410	Grade Stabilization Structure	Pipe, Greater Than 12 Inch	CuYd	\$8.32
Washington	410	Grade Stabilization Structure	HU-Pipe, Greater Than 12 Inch	CuYd	\$9.99
Washington	410	Grade Stabilization Structure	Pipe, Less Than or Equal to 6 Inch	CuYd	\$4.95
Washington	410	Grade Stabilization Structure	HU-Pipe, Less Than or Equal to 6 Inch	CuYd	\$5.95
Washington	410	Grade Stabilization Structure	Rock Drop	SqFt	\$85.80
Washington	410	Grade Stabilization Structure	HU-Rock Drop	SqFt	\$102.96
Washington	412	Grassed Waterway	Waterway with Side Dikes or Checks	Ac	\$5,799.25
Washington	412	Grassed Waterway	HU-Waterway with Side Dikes or Checks	Ac	\$6,959.10
Washington	412	Grassed Waterway	Wp_Waterway with Side Dikes or Checks	Ac	\$5,799.25
Washington	412	Grassed Waterway	Waterway, 25 to 50 ft2	Ac	\$4,533.82
Washington	412	Grassed Waterway	HU-Waterway, 25 to 50 ft2	Ac	\$5,440.58
Washington	412	Grassed Waterway	Wp_Waterway, 25 to 50 ft2	Ac	\$4,533.82
Washington	412	Grassed Waterway	Waterway, 50 to 100 ft2	Ac	\$5,499.38
Washington	412	Grassed Waterway	HU-Waterway, 50 to 100 ft2	Ac	\$6,599.26
Washington	412	Grassed Waterway	Wp_Waterway, 50 to 100 ft2	Ac	\$5,499.38
Washington	412	Grassed Waterway	Waterway, Crop Season Construction	Ac	\$4,872.12

County	Code	Practice	Component	Units	Unit Cost
Washington	412	Grassed Waterway	HU-Waterway, Crop Season Construction	Ac	\$5,778.89
Washington	412	Grassed Waterway	Wp_Waterway, Crop Season Construction	Ac	\$4,872.12
Washington	412	Grassed Waterway	Waterway, high excavation volume per acre	CuYd	\$3.09
Washington	412	Grassed Waterway	HU-Waterway, high excavation volume per acre	CuYd	\$3.71
Washington	412	Grassed Waterway	Wp_Waterway, high excavation volume per acre	CuYd	\$3.09
Washington	412	Grassed Waterway	Waterway, less than 25 ft2	Ac	\$3,758.44
Washington	412	Grassed Waterway	HU-Waterway, less than 25 ft2	Ac	\$4,510.12
Washington	412	Grassed Waterway	Wp_Waterway, less than 25 ft2	Ac	\$3,758.44
Washington	420	Wildlife Habitat Planting	High Species Diversity on Cropland with Foregone Income	Ac	\$1,037.08
Washington	420	Wildlife Habitat Planting	HU-High Species Diversity on Cropland with Foregone Income	Ac	\$1,170.18
Washington	420	Wildlife Habitat Planting	Pr_High Species Diversity on Cropland with Foregone Income	Ac	\$1,170.18
Washington	420	Wildlife Habitat Planting	High Species Diversity on Fallow or Non-Cropland, no Foregone Income	Ac	\$534.17
Washington	420	Wildlife Habitat Planting	HU-High Species Diversity on Fallow or Non-Cropland, no Foregone Income	Ac	\$641.00
Washington	420	Wildlife Habitat Planting	Pr_High Species Diversity on Fallow or Non-Cropland, no Foregone Income	Ac	\$641.00
Washington	420	Wildlife Habitat Planting	Low Species Diversity on Cropland with Foregone Income	Ac	\$701.53
Washington	420	Wildlife Habitat Planting	HU-Low Species Diversity on Cropland with Foregone Income	Ac	\$767.52
Washington	420	Wildlife Habitat Planting	Pr_Low Species Diversity on Cropland with Foregone Income	Ac	\$767.52
Washington	420	Wildlife Habitat Planting	Low Species Diversity on Non-Cropland, no Foregone Income	Ac	\$272.09
Washington	420	Wildlife Habitat Planting	HU-Low Species Diversity on Non-Cropland, no Foregone Income	Ac	\$326.51
Washington	420	Wildlife Habitat Planting	Pr_Low Species Diversity on Non-Cropland, no Foregone Income	Ac	\$326.51
Washington	420	Wildlife Habitat Planting	Specialized Habitat Requirements on Cropland with Foregone Income	Ac	\$1,526.07
Washington	420	Wildlife Habitat Planting	HU-Specialized Habitat Requirements on Cropland with Foregone Income	Ac	\$1,756.98
Washington	420	Wildlife Habitat Planting	Pr_Specialized Habitat Requirements on Cropland with Foregone Income	Ac	\$1,756.98
Washington	420	Wildlife Habitat Planting	Specialized Habitat Requirements on Non-Cropland, no Foregone Income	Ac	\$1,170.11
Washington	420	Wildlife Habitat Planting	HU-Specialized Habitat Requirements on Non-Cropland, no Foregone Income	Ac	\$1,404.12
Washington	420	Wildlife Habitat Planting	Pr_Specialized Habitat Requirements on Non-Cropland, no Foregone Income	Ac	\$1,404.12
Washington	420	Wildlife Habitat Planting	Very Small Acreage (<.5 ac) Planting with Seedlings	SqFt	\$0.53

County	Code	Practice	Component	Units	Unit Cost
Washington	420	Wildlife Habitat Planting	HU-Very Small Acreage (<.5 ac) Planting with Seedlings	SqFt	\$0.64
Washington	420	Wildlife Habitat Planting	Pr_Very Small Acreage (<.5 ac) Planting with Seedlings	SqFt	\$0.64
Washington	422	Hedgerow Planting	Bareroot, machine plant (FI)	Ft	\$1.07
Washington	422	Hedgerow Planting	HU-Bareroot, machine plant (FI)	Ft	\$1.24
Washington	422	Hedgerow Planting	Container, Machine Plant (FI)	Ft	\$1.20
Washington	422	Hedgerow Planting	HU-Container, Machine Plant (FI)	Ft	\$1.41
Washington	422	Hedgerow Planting	Contour	Ft	\$3.37
Washington	422	Hedgerow Planting	HU-Contour	Ft	\$4.04
Washington	422	Hedgerow Planting	Contour, exotic grass	Ft	\$3.67
Washington	422	Hedgerow Planting	HU-Contour, exotic grass	Ft	\$4.40
Washington	422	Hedgerow Planting	Pollinator Habitat	Ft	\$3.41
Washington	422	Hedgerow Planting	HU-Pollinator Habitat	Ft	\$4.09
Washington	422	Hedgerow Planting	Wildlife Cool Season	Ft	\$3.37
Washington	422	Hedgerow Planting	HU-Wildlife Cool Season	Ft	\$4.03
Washington	422	Hedgerow Planting	Wildlife machine plant	Ft	\$0.65
Washington	422	Hedgerow Planting	HU-Wildlife machine plant	Ft	\$0.78
Washington	422	Hedgerow Planting	Wildlife, Warm Season Grass	Ft	\$3.48
Washington	422	Hedgerow Planting	HU-Wildlife, Warm Season Grass	Ft	\$4.18
Washington	428	Irrigation Ditch Lining	Concrete Lining	SqYd	\$17.61
Washington	428	Irrigation Ditch Lining	HU-Concrete Lining	SqYd	\$21.13
Washington	428	Irrigation Ditch Lining	Flexible Lining	SqYd	\$8.71
Washington	428	Irrigation Ditch Lining	HU-Flexible Lining	SqYd	\$10.45
Washington	430	Irrigation Pipeline	Boring, by the pound, small scale	Lb	\$125.01
Washington	430	Irrigation Pipeline	HU-Boring, by the pound, small scale	Lb	\$187.52
Washington	430	Irrigation Pipeline	Wp_Boring, by the pound, small scale	Lb	\$125.01
Washington	430	Irrigation Pipeline	HDPE (Iron Pipe Size and Tubing), less than or equal to 2 inch, Small Scale, No Joint Fusing	Lb	\$12.83

County	Code	Practice	Component	Units	Unit Cost
Washington	430	Irrigation Pipeline	HU-HDPE (Iron Pipe Size and Tubing), less than or equal to 2 inch, Small Scale, No Joint Fusing	Lb	\$19.24
Washington	430	Irrigation Pipeline	Wp_HDPE (Iron Pipe Size and Tubing), less than or equal to 2 inch, Small Scale, No Joint Fusing	Lb	\$12.83
Washington	430	Irrigation Pipeline	HDPE, by the pound	Lb	\$2.31
Washington	430	Irrigation Pipeline	HU-HDPE, by the pound	Lb	\$3.45
Washington	430	Irrigation Pipeline	Wp_HDPE, by the pound	Lb	\$2.31
Washington	430	Irrigation Pipeline	PVC (Iron Pipe Size), less than or equal to 4 inch, Small Scale System	Lnft	\$5.40
Washington	430	Irrigation Pipeline	HU-PVC (Iron Pipe Size), less than or equal to 4 inch, Small Scale System	Lnft	\$8.10
Washington	430	Irrigation Pipeline	Wp_PVC (Iron Pipe Size), less than or equal to 4 inch, Small Scale System	Lnft	\$5.40
Washington	430	Irrigation Pipeline	PVC, 10-in by the foot	Ft	\$8.66
Washington	430	Irrigation Pipeline	HU-PVC, 10-in by the foot	Ft	\$12.98
Washington	430	Irrigation Pipeline	Wp_PVC, 10-in by the foot	Ft	\$8.66
Washington	430	Irrigation Pipeline	PVC, by pound, boring	Lb	\$4.91
Washington	430	Irrigation Pipeline	HU-PVC, by pound, boring	Lb	\$7.36
Washington	430	Irrigation Pipeline	Wp_PVC, by pound, boring	Lb	\$4.91
Washington	430	Irrigation Pipeline	PVC, by the pound	Lb	\$2.91
Washington	430	Irrigation Pipeline	HU-PVC, by the pound	Lb	\$4.38
Washington	430	Irrigation Pipeline	Wp_PVC, by the pound	Lb	\$2.91
Washington	430	Irrigation Pipeline	Surface HDPE (Iron Pipe Size and Tubing), less than or equal to 2 inch, Small Scale	Lb	\$5.98
Washington	430	Irrigation Pipeline	HU-Surface HDPE (Iron Pipe Size and Tubing), less than or equal to 2 inch, Small Scale	Lb	\$8.96
Washington	430	Irrigation Pipeline	Wp_Surface HDPE (Iron Pipe Size and Tubing), less than or equal to 2 inch, Small Scale	Lb	\$5.98
Washington	432	Dry Hydrant	PVC	No	\$4,366.11
Washington	432	Dry Hydrant	HU-PVC	No	\$5,239.33
Washington	436	Irrigation Reservoir	Embankment Dam	CuYd	\$3.06
Washington	436	Irrigation Reservoir	HU-Embankment Dam	CuYd	\$4.60

County	Code	Practice	Component	Units	Unit Cost
Washington	436	Irrigation Reservoir	Embankment Reservoir > 30 Acre-Feet	CuYd	\$2.31
Washington	436	Irrigation Reservoir	HU-Embankment Reservoir > 30 Acre-Feet	CuYd	\$3.46
Washington	436	Irrigation Reservoir	Excavated Tailwater Pit	CuYd	\$1.37
Washington	436	Irrigation Reservoir	HU-Excavated Tailwater Pit	CuYd	\$2.05
Washington	436	Irrigation Reservoir	Plastic tank, less than or equal to 1,000 gallons	Gal	\$1.30
Washington	436	Irrigation Reservoir	HU-Plastic tank, less than or equal to 1,000 gallons	Gal	\$1.96
Washington	441	Irrigation System, Microirrigation	SDI (Subsurface Drip Irrigation)	Ac	\$1,328.60
Washington	441	Irrigation System, Microirrigation	HU-SDI (Subsurface Drip Irrigation)	Ac	\$1,992.89
Washington	441	Irrigation System, Microirrigation	Wp_SD I (Subsurface Drip Irrigation)	Ac	\$1,328.60
Washington	441	Irrigation System, Microirrigation	Small Microirrigation System	SqFt	\$0.66
Washington	441	Irrigation System, Microirrigation	HU-Small Microirrigation System	SqFt	\$0.98
Washington	441	Irrigation System, Microirrigation	Wp_Small Microirrigation System	SqFt	\$0.66
Washington	441	Irrigation System, Microirrigation	Surface PE, with emitters, high tunnel	SqFt	\$0.61
Washington	441	Irrigation System, Microirrigation	HU-Surface PE, with emitters, high tunnel	SqFt	\$0.91
Washington	441	Irrigation System, Microirrigation	Wp_Surface PE, with emitters, high tunnel	SqFt	\$0.61
Washington	441	Irrigation System, Microirrigation	Surface PE, with emitters, trees and shrubs	No	\$2.02
Washington	441	Irrigation System, Microirrigation	HU-Surface PE, with emitters, trees and shrubs	No	\$3.03
Washington	441	Irrigation System, Microirrigation	Wp_Surface PE, with emitters, trees and shrubs	No	\$2.02
Washington	441	Irrigation System, Microirrigation	Surface Tape <5 acres	Ac	\$2,529.43
Washington	441	Irrigation System, Microirrigation	HU-Surface Tape <5 acres	Ac	\$3,794.13
Washington	441	Irrigation System, Microirrigation	Wp_Surface Tape <5 acres	Ac	\$2,529.43
Washington	442	Sprinkler System	Gravity to Pivot Conversion	Ft	\$46.00
Washington	442	Sprinkler System	HU-Gravity to Pivot Conversion	Ft	\$68.99
Washington	442	Sprinkler System	Wp_Gravity to Pivot Conversion	Ft	\$46.00
Washington	442	Sprinkler System	Gravity to Pivot Conversion with VRI	Ft	\$69.58
Washington	442	Sprinkler System	HU-Gravity to Pivot Conversion with VRI	Ft	\$104.37
Washington	442	Sprinkler System	Wp_Gravity to Pivot Conversion with VRI	Ft	\$69.58

County	Code	Practice	Component	Units	Unit Cost
Washington	442	Sprinkler System	Linear Move System	Ft	\$72.64
Washington	442	Sprinkler System	HU-Linear Move System	Ft	\$108.97
Washington	442	Sprinkler System	Wp_Linear Move System	Ft	\$72.64
Washington	442	Sprinkler System	Mobile Drip Irrigation Retrofit, Center Pivot	Lnft	\$9.60
Washington	442	Sprinkler System	HU-Mobile Drip Irrigation Retrofit, Center Pivot	Lnft	\$14.40
Washington	442	Sprinkler System	Wp_Mobile Drip Irrigation Retrofit, Center Pivot	Lnft	\$9.60
Washington	442	Sprinkler System	Small Solid Set, Above Ground Laterals	Ac	\$1,821.30
Washington	442	Sprinkler System	HU-Small Solid Set, Above Ground Laterals	Ac	\$2,731.96
Washington	442	Sprinkler System	Wp_Small Solid Set, Above Ground Laterals	Ac	\$1,821.30
Washington	442	Sprinkler System	System Renovation, Renozzle with Drops	No	\$19.49
Washington	442	Sprinkler System	HU-System Renovation, Renozzle with Drops	No	\$29.22
Washington	442	Sprinkler System	Wp_System Renovation, Renozzle with Drops	No	\$19.49
Washington	442	Sprinkler System	VRI System Retrofit Zone	Ft	\$25.33
Washington	442	Sprinkler System	HU-VRI System Retrofit Zone	Ft	\$38.00
Washington	442	Sprinkler System	Wp_VRI System Retrofit Zone	Ft	\$25.33
Washington	443	Irrigation System, Surface and Subsurface	Aluminum Gated Pipe	Ac	\$158.81
Washington	443	Irrigation System, Surface and Subsurface	HU-Aluminum Gated Pipe	Ac	\$238.21
Washington	443	Irrigation System, Surface and Subsurface	Nutrient Film Technique (NFT)	SqFt	\$5.51
Washington	443	Irrigation System, Surface and Subsurface	HU-Nutrient Film Technique (NFT)	SqFt	\$8.27
Washington	443	Irrigation System, Surface and Subsurface	Polyvinyl Chloride (PVC) Gated Pipe	Ac	\$82.86
Washington	443	Irrigation System, Surface and Subsurface	HU-Polyvinyl Chloride (PVC) Gated Pipe	Ac	\$124.29
Washington	443	Irrigation System, Surface and Subsurface	Surge Valve & Controller	No	\$1,616.83
Washington	443	Irrigation System, Surface and Subsurface	HU-Surge Valve & Controller	No	\$2,425.25
Washington	447	Irrigation and Drainage Tailwater Recovery	Delta Tail Water Pit	CuYd	\$1.53
Washington	447	Irrigation and Drainage Tailwater Recovery	HU-Delta Tail Water Pit	CuYd	\$1.83
Washington	447	Irrigation and Drainage Tailwater Recovery	Drainage Water Recycling	Lnft	\$23.94
Washington	447	Irrigation and Drainage Tailwater Recovery	HU-Drainage Water Recycling	Lnft	\$28.73

County	Code	Practice	Component	Units	Unit Cost
Washington	447	Irrigation and Drainage Tailwater Recovery	Tailwater Collection Structure	InFt	\$3.80
Washington	447	Irrigation and Drainage Tailwater Recovery	HU-Tailwater Collection Structure	InFt	\$4.56
Washington	449	Irrigation Water Management	Basic IWM < 1 acre	No	\$877.06
Washington	449	Irrigation Water Management	HU-Basic IWM < 1 acre	No	\$1,052.48
Washington	449	Irrigation Water Management	Wp_Basic IWM < 1 acre	No	\$1,052.48
Washington	449	Irrigation Water Management	Consulatant Based IWM No Equipment	No	\$584.71
Washington	449	Irrigation Water Management	HU-Consulatant Based IWM No Equipment	No	\$701.65
Washington	449	Irrigation Water Management	Wp_Consulatant Based IWM No Equipment	No	\$701.65
Washington	449	Irrigation Water Management	IWM w weather station	No	\$4,764.25
Washington	449	Irrigation Water Management	HU-IWM w weather station	No	\$5,717.10
Washington	449	Irrigation Water Management	Wp_IWM w weather station	No	\$5,717.10
Washington	449	Irrigation Water Management	IWM, Advanced Technique	No	\$2,504.61
Washington	449	Irrigation Water Management	HU-IWM, Advanced Technique	No	\$3,005.53
Washington	449	Irrigation Water Management	Wp_IWM, Advanced Technique	No	\$3,005.53
Washington	449	Irrigation Water Management	IWM, Advanced Technique Incorporating Precision Irrigation	No	\$3,995.68
Washington	449	Irrigation Water Management	HU-IWM, Advanced Technique Incorporating Precision Irrigation	No	\$4,794.81
Washington	449	Irrigation Water Management	Wp_IWM, Advanced Technique Incorporating Precision Irrigation	No	\$4,794.81
Washington	449	Irrigation Water Management	IWM, Basic Technique	Ac	\$5.34
Washington	449	Irrigation Water Management	HU-IWM, Basic Technique	Ac	\$6.41
Washington	449	Irrigation Water Management	Wp_IWM, Basic Technique	Ac	\$6.41
Washington	449	Irrigation Water Management	IWM, Intermediate Technique, 1st year	No	\$1,631.13
Washington	449	Irrigation Water Management	HU-IWM, Intermediate Technique, 1st year	No	\$1,957.35
Washington	449	Irrigation Water Management	Wp_IWM, Intermediate Technique, 1st year	No	\$1,957.35
Washington	449	Irrigation Water Management	IWM, Intermediate Technique, Subsequent Years	Ac	\$7.11
Washington	449	Irrigation Water Management	HU-IWM, Intermediate Technique, Subsequent Years	Ac	\$8.52
Washington	449	Irrigation Water Management	Wp_IWM, Intermediate Technique, Subsequent Years	Ac	\$8.52
Washington	450	Anionic Polyacrylamide (PAM) Application	PAM Application	Lb	\$3.62

County	Code	Practice	Component	Units	Unit Cost
Washington	450	Anionic Polyacrylamide (PAM) Application	HU-PAM Application	Lb	\$4.35
Washington	460	Land Clearing	Heavy Equipment	Ac	\$905.06
Washington	460	Land Clearing	HU-Heavy Equipment	Ac	\$1,086.08
Washington	460	Land Clearing	Non-Heavy Equipment	Ac	\$917.09
Washington	460	Land Clearing	HU-Non-Heavy Equipment	Ac	\$1,100.51
Washington	462	Precision Land Forming and Smoothing	Heavy Shaping	Ac	\$1,267.69
Washington	462	Precision Land Forming and Smoothing	HU-Heavy Shaping	Ac	\$1,521.22
Washington	462	Precision Land Forming and Smoothing	Land Forming	Ac	\$938.53
Washington	462	Precision Land Forming and Smoothing	HU-Land Forming	Ac	\$1,126.23
Washington	462	Precision Land Forming and Smoothing	Minor Shaping	Ac	\$612.68
Washington	462	Precision Land Forming and Smoothing	HU-Minor Shaping	Ac	\$735.21
Washington	462	Precision Land Forming and Smoothing	Minor Shaping - Field Scale	Ac	\$80.53
Washington	462	Precision Land Forming and Smoothing	HU-Minor Shaping - Field Scale	Ac	\$96.64
Washington	462	Precision Land Forming and Smoothing	Site Stabilization	CuYd	\$2.04
Washington	462	Precision Land Forming and Smoothing	HU-Site Stabilization	CuYd	\$2.46
Washington	462	Precision Land Forming and Smoothing	Terrace Removal	Ft	\$0.65
Washington	462	Precision Land Forming and Smoothing	HU-Terrace Removal	Ft	\$0.78
Washington	464	Irrigation Land Leveling	Irrigation Land Leveling	CuYd	\$1.96
Washington	464	Irrigation Land Leveling	HU-Irrigation Land Leveling	CuYd	\$2.36
Washington	464	Irrigation Land Leveling	Small Scale Irrigation Land Leveling	Ac	\$927.02
Washington	464	Irrigation Land Leveling	HU-Small Scale Irrigation Land Leveling	Ac	\$1,112.43
Washington	468	Lined Waterway or Outlet	Articulated Concrete Block	SqFt	\$9.41
Washington	468	Lined Waterway or Outlet	HU-Articulated Concrete Block	SqFt	\$11.30
Washington	468	Lined Waterway or Outlet	Concrete - NP Reg 1	SqFt	\$7.48
Washington	468	Lined Waterway or Outlet	HU-Concrete - NP Reg 1	SqFt	\$8.98
Washington	468	Lined Waterway or Outlet	Concrete Block	SqFt	\$5.92
Washington	468	Lined Waterway or Outlet	HU-Concrete Block	SqFt	\$7.10

County	Code	Practice	Component	Units	Unit Cost
Washington	468	Lined Waterway or Outlet	Rock Lined, 12 inch	SqFt	\$5.83
Washington	468	Lined Waterway or Outlet	HU-Rock Lined, 12 inch	SqFt	\$7.01
Washington	468	Lined Waterway or Outlet	Rock Lined, 24 in	SqFt	\$12.42
Washington	468	Lined Waterway or Outlet	HU-Rock Lined, 24 in	SqFt	\$14.90
Washington	468	Lined Waterway or Outlet	Splash Pad	SqFt	\$9.42
Washington	468	Lined Waterway or Outlet	HU-Splash Pad	SqFt	\$11.32
Washington	468	Lined Waterway or Outlet	Turf Reinforced Matting	SqFt	\$1.00
Washington	468	Lined Waterway or Outlet	HU-Turf Reinforced Matting	SqFt	\$1.20
Washington	468	Lined Waterway or Outlet	Turf Reinforced Matting, Moderate Stress	SqFt	\$2.35
Washington	468	Lined Waterway or Outlet	HU-Turf Reinforced Matting, Moderate Stress	SqFt	\$2.82
Washington	472	Access Control	Animal exclusion from sensitive areas	Ft	\$0.15
Washington	472	Access Control	HU-Animal exclusion from sensitive areas	Ft	\$0.18
Washington	472	Access Control	Pr_Animal exclusion from sensitive areas	Ft	\$0.18
Washington	472	Access Control	Animal exclusion from sensitive areas (FI)	Ac	\$46.06
Washington	472	Access Control	HU-Animal exclusion from sensitive areas (FI)	Ac	\$46.53
Washington	472	Access Control	Pr_Animal exclusion from sensitive areas (FI)	Ac	\$46.53
Washington	472	Access Control	Trails/Roads Access Control	No	\$660.75
Washington	472	Access Control	HU-Trails/Roads Access Control	No	\$792.90
Washington	472	Access Control	Pr_Trails/Roads Access Control	No	\$792.90
Washington	484	Mulching	Erosion Control Blanket	SqFt	\$0.24
Washington	484	Mulching	HU-Erosion Control Blanket	SqFt	\$0.29
Washington	484	Mulching	Hydromulch	Ac	\$940.58
Washington	484	Mulching	HU-Hydromulch	Ac	\$1,128.69
Washington	484	Mulching	Natural Material, Small Bale	SqFt	\$0.30
Washington	484	Mulching	HU-Natural Material, Small Bale	SqFt	\$0.36
Washington	484	Mulching	Natural Material, Temporary	Ac	\$435.63
Washington	484	Mulching	HU-Natural Material, Temporary	Ac	\$522.75

County	Code	Practice	Component	Units	Unit Cost
Washington	484	Mulching	Synthetic Material	Ac	\$2,766.31
Washington	484	Mulching	HU-Synthetic Material	Ac	\$3,319.57
Washington	484	Mulching	Woven Material, Roll	Ft	\$0.67
Washington	484	Mulching	HU-Woven Material, Roll	Ft	\$0.80
Washington	484	Mulching	Woven Material, Square	No	\$1.14
Washington	484	Mulching	HU-Woven Material, Square	No	\$1.38
Washington	490	Tree/Shrub Site Preparation	Mechanical, Medium	Ac	\$322.63
Washington	490	Tree/Shrub Site Preparation	HU-Mechanical, Medium	Ac	\$387.16
Washington	490	Tree/Shrub Site Preparation	Tree-Shrub Site Prep - small acreage	kSqFt	\$15.32
Washington	490	Tree/Shrub Site Preparation	HU-Tree-Shrub Site Prep - small acreage	kSqFt	\$18.38
Washington	490	Tree/Shrub Site Preparation	Windbreak - Site Preparation	Ac	\$482.07
Washington	490	Tree/Shrub Site Preparation	HU-Windbreak - Site Preparation	Ac	\$578.49
Washington	490	Tree/Shrub Site Preparation	Windbreak, chemical only	Ac	\$123.22
Washington	490	Tree/Shrub Site Preparation	HU-Windbreak, chemical only	Ac	\$147.87
Washington	490	Tree/Shrub Site Preparation	Windbreak/Shelterbelt Renovation - Heavy	Ac	\$8,522.60
Washington	490	Tree/Shrub Site Preparation	HU-Windbreak/Shelterbelt Renovation - Heavy	Ac	\$10,227.12
Washington	500	Obstruction Removal	Removal and Disposal of Brush and Trees <= 6 inch Diameter	Ac	\$1,280.37
Washington	500	Obstruction Removal	HU-Removal and Disposal of Brush and Trees <= 6 inch Diameter	Ac	\$1,536.45
Washington	500	Obstruction Removal	Removal and Disposal of Brush and Trees > 6 inch Diameter	Ac	\$2,240.91
Washington	500	Obstruction Removal	HU-Removal and Disposal of Brush and Trees > 6 inch Diameter	Ac	\$2,689.08
Washington	500	Obstruction Removal	Removal and Disposal of Fence, Feedlot	Ft	\$5.07
Washington	500	Obstruction Removal	HU-Removal and Disposal of Fence, Feedlot	Ft	\$6.08
Washington	500	Obstruction Removal	Removal and Disposal of Fence, landscape	Ft	\$1.23
Washington	500	Obstruction Removal	HU-Removal and Disposal of Fence, landscape	Ft	\$1.49
Washington	500	Obstruction Removal	Removal and disposal of heavy scattered debris	SqFt	\$1.22
Washington	500	Obstruction Removal	HU-Removal and disposal of heavy scattered debris	SqFt	\$1.47
Washington	500	Obstruction Removal	Removal and disposal of individual landscape structures	SqFt	\$10.86

County	Code	Practice	Component	Units	Unit Cost
Washington	500	Obstruction Removal	HU-Removal and disposal of individual landscape structures	SqFt	\$13.03
Washington	500	Obstruction Removal	Removal and disposal of light sand and flood sediment > 30 inches	Ac	\$3,898.56
Washington	500	Obstruction Removal	HU-Removal and disposal of light sand and flood sediment > 30 inches	Ac	\$4,678.28
Washington	500	Obstruction Removal	Removal and disposal of light sand and flood sediment 12-30 inches	Ac	\$2,713.13
Washington	500	Obstruction Removal	HU-Removal and disposal of light sand and flood sediment 12-30 inches	Ac	\$3,255.75
Washington	500	Obstruction Removal	Removal and disposal of light scattered debris	Ac	\$408.08
Washington	500	Obstruction Removal	HU-Removal and disposal of light scattered debris	Ac	\$489.69
Washington	500	Obstruction Removal	Removal and Disposal of Power Lines and Poles	Ft	\$3.55
Washington	500	Obstruction Removal	HU-Removal and Disposal of Power Lines and Poles	Ft	\$4.26
Washington	500	Obstruction Removal	Removal and Disposal of Rock and or Boulders	CuYd	\$118.80
Washington	500	Obstruction Removal	HU-Removal and Disposal of Rock and or Boulders	CuYd	\$142.56
Washington	500	Obstruction Removal	Removal and Disposal of Steel and or Concrete Structures	SqFt	\$11.76
Washington	500	Obstruction Removal	HU-Removal and Disposal of Steel and or Concrete Structures	SqFt	\$14.12
Washington	500	Obstruction Removal	Removal and Disposal of Wood Structures	SqFt	\$6.41
Washington	500	Obstruction Removal	HU-Removal and Disposal of Wood Structures	SqFt	\$7.70
Washington	511	Forage Harvest Management	Improved Forage Quality	Ac	\$4.24
Washington	511	Forage Harvest Management	HU-Improved Forage Quality	Ac	\$5.08
Washington	512	Pasture and Hay Planting	Bermuda Grass Establishment-Sprigging with fertilizer	Ac	\$168.68
Washington	512	Pasture and Hay Planting	HU-Bermuda Grass Establishment-Sprigging with fertilizer	Ac	\$202.41
Washington	512	Pasture and Hay Planting	Wp_Bermuda Grass Establishment-Sprigging with fertilizer	Ac	\$168.68
Washington	512	Pasture and Hay Planting	Bermuda Grass Establishment-Sprigging with fertilizer and lime	Ac	\$228.94
Washington	512	Pasture and Hay Planting	HU-Bermuda Grass Establishment-Sprigging with fertilizer and lime	Ac	\$274.72
Washington	512	Pasture and Hay Planting	Wp_Bermuda Grass Establishment-Sprigging with fertilizer and lime	Ac	\$228.94
Washington	512	Pasture and Hay Planting	Introduced Perennial & Native Grass Mix	Ac	\$107.78
Washington	512	Pasture and Hay Planting	HU-Introduced Perennial & Native Grass Mix	Ac	\$129.33
Washington	512	Pasture and Hay Planting	Wp_Introduced Perennial & Native Grass Mix	Ac	\$107.78
Washington	512	Pasture and Hay Planting	Introduced Perennial & Native Grass Mix, foregone income	Ac	\$334.11

County	Code	Practice	Component	Units	Unit Cost
Washington	512	Pasture and Hay Planting	HU-Introduced Perennial & Native Grass Mix, foregone income	Ac	\$355.66
Washington	512	Pasture and Hay Planting	Wp_Introduced Perennial & Native Grass Mix, foregone income	Ac	\$334.11
Washington	512	Pasture and Hay Planting	Introduced Perennial Grasses with lime application	Ac	\$130.02
Washington	512	Pasture and Hay Planting	HU-Introduced Perennial Grasses with lime application	Ac	\$156.03
Washington	512	Pasture and Hay Planting	Wp_Introduced Perennial Grasses with lime application	Ac	\$130.02
Washington	512	Pasture and Hay Planting	Introduced Perennial Grasses-Legume	Ac	\$69.76
Washington	512	Pasture and Hay Planting	HU-Introduced Perennial Grasses-Legume	Ac	\$83.72
Washington	512	Pasture and Hay Planting	Wp_Introduced Perennial Grasses-Legume	Ac	\$69.76
Washington	512	Pasture and Hay Planting	Introduced Perennial Grasses-Legume, foregone income	Ac	\$296.09
Washington	512	Pasture and Hay Planting	HU-Introduced Perennial Grasses-Legume, foregone income	Ac	\$310.04
Washington	512	Pasture and Hay Planting	Wp_Introduced Perennial Grasses-Legume, foregone income	Ac	\$296.09
Washington	512	Pasture and Hay Planting	Native Perennial Grasses, multi species	Ac	\$152.62
Washington	512	Pasture and Hay Planting	HU-Native Perennial Grasses, multi species	Ac	\$183.14
Washington	512	Pasture and Hay Planting	Wp_Native Perennial Grasses, multi species	Ac	\$152.62
Washington	512	Pasture and Hay Planting	Native Perennial Grasses, multi species, forgone income	Ac	\$378.95
Washington	512	Pasture and Hay Planting	HU-Native Perennial Grasses, multi species, forgone income	Ac	\$409.47
Washington	512	Pasture and Hay Planting	Wp_Native Perennial Grasses, multi species, forgone income	Ac	\$378.95
Washington	516	Livestock Pipeline	Backhoe, 2 inch dia. or less	Ft	\$5.87
Washington	516	Livestock Pipeline	HU-Backhoe, 2 inch dia. or less	Ft	\$7.04
Washington	516	Livestock Pipeline	Boring, any diameter	Ft	\$69.69
Washington	516	Livestock Pipeline	HU-Boring, any diameter	Ft	\$83.63
Washington	516	Livestock Pipeline	HDPE (Iron Pipe Size and Tubing), Small Scale	Lb	\$53.48
Washington	516	Livestock Pipeline	HU-HDPE (Iron Pipe Size and Tubing), Small Scale	Lb	\$64.17
Washington	516	Livestock Pipeline	Rural Water Connection Equipment	No	\$4,499.36
Washington	516	Livestock Pipeline	HU-Rural Water Connection Equipment	No	\$5,399.24
Washington	516	Livestock Pipeline	Shallow or Above Ground Pipeline, any diameter	Ft	\$2.66
Washington	516	Livestock Pipeline	HU-Shallow or Above Ground Pipeline, any diameter	Ft	\$3.20

County	Code	Practice	Component	Units	Unit Cost
Washington	516	Livestock Pipeline	Standard Installation, 2 inch dia. or less (KS/NE)	Ft	\$2.70
Washington	516	Livestock Pipeline	HU-Standard Installation, 2 inch dia. or less (KS/NE)	Ft	\$3.24
Washington	516	Livestock Pipeline	Standard Installation, 2 inch dia. or less (ND-SD)	Ft	\$3.36
Washington	516	Livestock Pipeline	HU-Standard Installation, 2 inch dia. or less (ND-SD)	Ft	\$4.02
Washington	516	Livestock Pipeline	Standard Installation, greater than 2 inch dia.	Ft	\$4.08
Washington	516	Livestock Pipeline	HU-Standard Installation, greater than 2 inch dia.	Ft	\$4.88
Washington	516	Livestock Pipeline	Surface HDPE (Iron Pipe Size and Tubing), Small Scale	Lb	\$17.31
Washington	516	Livestock Pipeline	HU-Surface HDPE (Iron Pipe Size and Tubing), Small Scale	Lb	\$20.77
Washington	520	Pond Sealing or Lining, Compacted Soil Treatment	Material haul > 1 mile	CuYd	\$11.21
Washington	520	Pond Sealing or Lining, Compacted Soil Treatment	HU- Material haul > 1 mile	CuYd	\$13.46
Washington	520	Pond Sealing or Lining, Compacted Soil Treatment	Bentonite Treatment - Covered	CuYd	\$66.39
Washington	520	Pond Sealing or Lining, Compacted Soil Treatment	HU-Bentonite Treatment - Covered	CuYd	\$79.66
Washington	520	Pond Sealing or Lining, Compacted Soil Treatment	Bentonite Treatment - Uncovered	CuYd	\$129.62
Washington	520	Pond Sealing or Lining, Compacted Soil Treatment	HU-Bentonite Treatment - Uncovered	CuYd	\$155.53
Washington	520	Pond Sealing or Lining, Compacted Soil Treatment	Soil Dispersant - Covered	CuYd	\$5.87
Washington	520	Pond Sealing or Lining, Compacted Soil Treatment	HU-Soil Dispersant - Covered	CuYd	\$7.04
Washington	520	Pond Sealing or Lining, Compacted Soil Treatment	Use On-Site Material	CuYd	\$6.51
Washington	520	Pond Sealing or Lining, Compacted Soil Treatment	HU-Use On-Site Material	CuYd	\$7.82
Washington	520	Pond Sealing or Lining, Compacted Soil Treatment	Use On-Site Material with Soil Cover	CuYd	\$5.26
Washington	520	Pond Sealing or Lining, Compacted Soil Treatment	HU-Use On-Site Material with Soil Cover	CuYd	\$6.31
Washington	521	Pond Sealing or Lining, Geomembrane or Geosynthetic Clay Liner	Flexible Membrane - Covered with liner drainage or venting	SqYd	\$16.26
Washington	521	Pond Sealing or Lining, Geomembrane or Geosynthetic Clay Liner	HU-Flexible Membrane - Covered with liner drainage or venting	SqYd	\$19.51
Washington	521	Pond Sealing or Lining, Geomembrane or Geosynthetic Clay Liner	Flexible Membrane - Uncovered with liner drainage or venting	SqYd	\$15.08
Washington	521	Pond Sealing or Lining, Geomembrane or Geosynthetic Clay Liner	HU-Flexible Membrane - Uncovered with liner drainage or venting	SqYd	\$18.10

County	Code	Practice	Component	Units	Unit Cost
Washington	528	Prescribed Grazing	Cover Crop/Aftermath	Ac	\$7.05
Washington	528	Prescribed Grazing	HU-Cover Crop/Aftermath	Ac	\$8.46
Washington	528	Prescribed Grazing	Grazing Management, Adaptive	Ac	\$14.96
Washington	528	Prescribed Grazing	HU-Grazing Management, Adaptive	Ac	\$17.94
Washington	528	Prescribed Grazing	Grazing Management, Adaptive + Monitoring	Ac	\$20.14
Washington	528	Prescribed Grazing	HU-Grazing Management, Adaptive + Monitoring	Ac	\$24.17
Washington	528	Prescribed Grazing	Grazing Management, Basic	Ac	\$8.75
Washington	528	Prescribed Grazing	HU-Grazing Management, Basic	Ac	\$10.50
Washington	528	Prescribed Grazing	Livestock Deferment (FI)	Ac	\$46.06
Washington	528	Prescribed Grazing	HU-Livestock Deferment (FI)	Ac	\$46.53
Washington	528	Prescribed Grazing	Livestock Deferment (FI) High Production Sites	Ac	\$59.86
Washington	528	Prescribed Grazing	HU-Livestock Deferment (FI) High Production Sites	Ac	\$60.33
Washington	528	Prescribed Grazing	Prescribed Grazing Management, 5 acres or less	Ac	\$218.37
Washington	528	Prescribed Grazing	HU-Prescribed Grazing Management, 5 acres or less	Ac	\$262.04
Washington	528	Prescribed Grazing	Small Ranch Unit	Ac	\$27.26
Washington	528	Prescribed Grazing	HU-Small Ranch Unit	Ac	\$32.71
Washington	528	Prescribed Grazing	Virtual Fence Adaptive Management, Years 2-5	No	\$61.16
Washington	528	Prescribed Grazing	HU-Virtual Fence Adaptive Management, Years 2-5	No	\$73.38
Washington	533	Pumping Plant	Irrigation, Modify Pump	No	\$21,445.30
Washington	533	Pumping Plant	HU-Irrigation, Modify Pump	No	\$32,167.94
Washington	533	Pumping Plant	Wp_Irrigation, Modify Pump	No	\$21,445.30
Washington	533	Pumping Plant	Irrigation, Submersible or Booster	No	\$8,172.69
Washington	533	Pumping Plant	HU-Irrigation, Submersible or Booster	No	\$12,259.04
Washington	533	Pumping Plant	Wp_Irrigation, Submersible or Booster	No	\$8,172.69
Washington	533	Pumping Plant	irrigation, Surface Water	No	\$11,575.87
Washington	533	Pumping Plant	HU-irrigation, Surface Water	No	\$17,363.82
Washington	533	Pumping Plant	Wp_irrigation, Surface Water	No	\$11,575.87

County	Code	Practice	Component	Units	Unit Cost
Washington	533	Pumping Plant	Irrigation, Surface Water with Fish Screen	No	\$16,688.97
Washington	533	Pumping Plant	HU-Irrigation, Surface Water with Fish Screen	No	\$25,033.46
Washington	533	Pumping Plant	Wp_Irrigation, Surface Water with Fish Screen	No	\$16,688.97
Washington	533	Pumping Plant	Irrigation, Variable Frequency Drive	No	\$3,779.71
Washington	533	Pumping Plant	HU-Irrigation, Variable Frequency Drive	No	\$5,669.58
Washington	533	Pumping Plant	Wp_Irrigation, Variable Frequency Drive	No	\$3,779.71
Washington	533	Pumping Plant	Livestock, Manure Transfer	No	\$20,619.06
Washington	533	Pumping Plant	HU-Livestock, Manure Transfer	No	\$24,742.86
Washington	533	Pumping Plant	Wp_Livestock, Manure Transfer	No	\$20,619.06
Washington	533	Pumping Plant	Livestock, Manure Transfer, Low HP, No Vault	No	\$4,349.00
Washington	533	Pumping Plant	HU-Livestock, Manure Transfer, Low HP, No Vault	No	\$5,218.79
Washington	533	Pumping Plant	Wp_Livestock, Manure Transfer, Low HP, No Vault	No	\$4,349.00
Washington	533	Pumping Plant	Livestock, Variable Frequency Drive	No	\$5,225.25
Washington	533	Pumping Plant	HU-Livestock, Variable Frequency Drive	No	\$6,270.30
Washington	533	Pumping Plant	Wp_Livestock, Variable Frequency Drive	No	\$5,225.25
Washington	533	Pumping Plant	Livestock, w/ Pressure Tank, Low HP	No	\$5,098.77
Washington	533	Pumping Plant	HU-Livestock, w/ Pressure Tank, Low HP	No	\$6,118.53
Washington	533	Pumping Plant	Wp_Livestock, w/ Pressure Tank, Low HP	No	\$5,098.77
Washington	533	Pumping Plant	Livestock, w/ Pressure Tank, No Vault, Low HP	No	\$2,832.75
Washington	533	Pumping Plant	HU-Livestock, w/ Pressure Tank, No Vault, Low HP	No	\$3,399.29
Washington	533	Pumping Plant	Wp_Livestock, w/ Pressure Tank, No Vault, Low HP	No	\$2,832.75
Washington	533	Pumping Plant	Livestock, With Pressure Tank, High HP	HP	\$2,465.28
Washington	533	Pumping Plant	HU-Livestock, With Pressure Tank, High HP	HP	\$2,958.34
Washington	533	Pumping Plant	Wp_Livestock, With Pressure Tank, High HP	HP	\$2,465.28
Washington	533	Pumping Plant	Livestock, without Pressure Tank (HP)	HP	\$2,111.54
Washington	533	Pumping Plant	HU-Livestock, without Pressure Tank (HP)	HP	\$2,533.83
Washington	533	Pumping Plant	Wp_Livestock, without Pressure Tank (HP)	HP	\$2,111.54

County	Code	Practice	Component	Units	Unit Cost
Washington	533	Pumping Plant	Photovoltaic-Powered Pump, <4 kW	Kw	\$6,956.66
Washington	533	Pumping Plant	HU-Photovoltaic-Powered Pump, <4 kW	Kw	\$8,347.99
Washington	533	Pumping Plant	Wp_Photovoltaic-Powered Pump, <4 kW	Kw	\$6,956.66
Washington	533	Pumping Plant	Solar-Powered Pump 1hp	No	\$6,403.08
Washington	533	Pumping Plant	HU-Solar-Powered Pump 1hp	No	\$7,683.69
Washington	533	Pumping Plant	Wp_Solar-Powered Pump 1hp	No	\$6,403.08
Washington	533	Pumping Plant	Variable Frequency Drive	BHP	\$104.73
Washington	533	Pumping Plant	HU-Variable Frequency Drive	BHP	\$125.68
Washington	533	Pumping Plant	Wp_Variable Frequency Drive	BHP	\$104.73
Washington	533	Pumping Plant	Windmill-Powered Pump	Ft	\$1,071.98
Washington	533	Pumping Plant	HU-Windmill-Powered Pump	Ft	\$1,286.39
Washington	533	Pumping Plant	Wp_Windmill-Powered Pump	Ft	\$1,071.98
Washington	550	Range Planting	Native Perennial, Conversion from Dryland Cropland, with FI	Ac	\$394.66
Washington	550	Range Planting	HU-Native Perennial, Conversion from Dryland Cropland, with FI	Ac	\$428.32
Washington	550	Range Planting	Wp_Native Perennial, Conversion from Dryland Cropland, with FI	Ac	\$394.66
Washington	550	Range Planting	Native -Wildlife or Pollinator	Ac	\$113.08
Washington	550	Range Planting	HU-Native -Wildlife or Pollinator	Ac	\$135.69
Washington	550	Range Planting	Wp_Native -Wildlife or Pollinator	Ac	\$113.08
Washington	550	Range Planting	Native, Heavy Prep	Ac	\$170.29
Washington	550	Range Planting	HU-Native, Heavy Prep	Ac	\$204.34
Washington	550	Range Planting	Wp_Native, Heavy Prep	Ac	\$170.29
Washington	550	Range Planting	Native, Standard Prep	Ac	\$152.62
Washington	550	Range Planting	HU-Native, Standard Prep	Ac	\$183.14
Washington	550	Range Planting	Wp_Native, Standard Prep	Ac	\$152.62
Washington	550	Range Planting	Native, Standard Prep (FI)	Ac	\$198.63
Washington	550	Range Planting	HU-Native, Standard Prep (FI)	Ac	\$229.15
Washington	550	Range Planting	Wp_Native, Standard Prep (FI)	Ac	\$198.63

County	Code	Practice	Component	Units	Unit Cost
Washington	550	Range Planting	Native, Wildlife, or Pollinator (FI)	Ac	\$268.92
Washington	550	Range Planting	HU-Native, Wildlife, or Pollinator (FI)	Ac	\$313.49
Washington	550	Range Planting	Wp_Native, Wildlife, or Pollinator (FI)	Ac	\$268.92
Washington	554	Drainage Water Management	Automated Drainage Water Management	Ac	\$7.14
Washington	554	Drainage Water Management	HU-Automated Drainage Water Management	Ac	\$8.56
Washington	554	Drainage Water Management	Drainage Water Management (DWM)	No	\$101.96
Washington	554	Drainage Water Management	HU-Drainage Water Management (DWM)	No	\$122.36
Washington	558	Roof Runoff Structure	Roof Gutter	Ft	\$4.44
Washington	558	Roof Runoff Structure	HU-Roof Gutter	Ft	\$5.33
Washington	558	Roof Runoff Structure	Trench Drain	Ft	\$11.20
Washington	558	Roof Runoff Structure	HU-Trench Drain	Ft	\$13.45
Washington	560	Access Road	New 6 inch gravel road with Geotextile, less than 2.5 Ft.	Ft	\$14.15
Washington	560	Access Road	HU-New 6 inch gravel road with Geotextile, less than 2.5 Ft.	Ft	\$16.98
Washington	561	Heavy Use Area Protection	Reinforced Concrete with sand or gravel foundation - cubic yard - NP Region	CuYd	\$481.85
Washington	561	Heavy Use Area Protection	HU-Reinforced Concrete with sand or gravel foundation - cubic yard - NP Region	CuYd	\$578.21
Washington	561	Heavy Use Area Protection	Rock/Gravel	CuYd	\$24.03
Washington	561	Heavy Use Area Protection	HU-Rock/Gravel	CuYd	\$28.84
Washington	561	Heavy Use Area Protection	Rock/Gravel on Geotextile - cubic yard - NP Region	CuYd	\$54.40
Washington	561	Heavy Use Area Protection	HU-Rock/Gravel on Geotextile - cubic yard - NP Region	CuYd	\$65.28
Washington	561	Heavy Use Area Protection	Rock/Gravel-GeoCell-Geotextile	SqFt	\$3.51
Washington	561	Heavy Use Area Protection	HU-Rock/Gravel-GeoCell-Geotextile	SqFt	\$4.21
Washington	570	Stormwater Runoff Control	Rain Garden, 750 sqft or less	SqFt	\$1.62
Washington	570	Stormwater Runoff Control	HU-Rain Garden, 750 sqft or less	SqFt	\$1.94
Washington	574	Spring Development	Spring Development	No	\$5,077.02
Washington	574	Spring Development	HU-Spring Development	No	\$6,092.43
Washington	575	Trails and Walkways	Earthfill Walkway, 4 Ft high or less	Ft	\$11.51

County	Code	Practice	Component	Units	Unit Cost
Washington	575	Trails and Walkways	HU-Earthfill Walkway, 4 Ft high or less	Ft	\$13.80
Washington	575	Trails and Walkways	Earthfill Walkway, Higher than 4 Ft.	Ft	\$22.20
Washington	575	Trails and Walkways	HU-Earthfill Walkway, Higher than 4 Ft.	Ft	\$26.64
Washington	575	Trails and Walkways	Wood Chips, Walkway, 1000 sqft or less	SqFt	\$1.68
Washington	575	Trails and Walkways	HU-Wood Chips, Walkway, 1000 sqft or less	SqFt	\$2.01
Washington	576	Livestock Shelter Structure	Permanent Fabricated Wind Shelter, equal to or greater than 8 foot	Ft	\$34.58
Washington	576	Livestock Shelter Structure	HU-Permanent Fabricated Wind Shelter, equal to or greater than 8 foot	Ft	\$41.50
Washington	576	Livestock Shelter Structure	Portable Fabricated Wind Shelter, equal to or greater than 8 foot	Ft	\$37.69
Washington	576	Livestock Shelter Structure	HU-Portable Fabricated Wind Shelter, equal to or greater than 8 foot	Ft	\$45.23
Washington	576	Livestock Shelter Structure	Portable Shade Structure	SqFt	\$5.23
Washington	576	Livestock Shelter Structure	HU-Portable Shade Structure	SqFt	\$6.27
Washington	578	Stream Crossing	Bridge	SqFt	\$68.09
Washington	578	Stream Crossing	HU-Bridge	SqFt	\$81.72
Washington	578	Stream Crossing	Culvert installation	DialnFt	\$3.37
Washington	578	Stream Crossing	HU-Culvert installation	DialnFt	\$4.04
Washington	578	Stream Crossing	Low water crossing, concrete slab	SqFt	\$11.68
Washington	578	Stream Crossing	HU-Low water crossing, concrete slab	SqFt	\$14.02
Washington	578	Stream Crossing	Low water crossing, geocell	SqFt	\$5.17
Washington	578	Stream Crossing	HU-Low water crossing, geocell	SqFt	\$6.21
Washington	578	Stream Crossing	Low water crossing, rock armor	SqFt	\$7.70
Washington	578	Stream Crossing	HU-Low water crossing, rock armor	SqFt	\$9.24
Washington	580	Streambank and Shoreline Protection	Bioengineered	Ft	\$28.51
Washington	580	Streambank and Shoreline Protection	HU-Bioengineered	Ft	\$34.21
Washington	580	Streambank and Shoreline Protection	Bioengineering with High Earthwork Volume	Lnft	\$100.58
Washington	580	Streambank and Shoreline Protection	HU-Bioengineering with High Earthwork Volume	Lnft	\$120.70
Washington	580	Streambank and Shoreline Protection	Gabion	Ft	\$509.88
Washington	580	Streambank and Shoreline Protection	HU-Gabion	Ft	\$611.86

County	Code	Practice	Component	Units	Unit Cost
Washington	580	Streambank and Shoreline Protection	Rock Riprap	CuYd	\$129.10
Washington	580	Streambank and Shoreline Protection	HU-Rock Riprap	CuYd	\$154.92
Washington	580	Streambank and Shoreline Protection	Shaping	Ft	\$8.33
Washington	580	Streambank and Shoreline Protection	HU-Shaping	Ft	\$10.00
Washington	580	Streambank and Shoreline Protection	Structural, Toewood w/VESL	Lnft	\$113.62
Washington	580	Streambank and Shoreline Protection	HU-Structural, Toewood w/VESL	Lnft	\$136.35
Washington	582	Open Channel	Excavate & Fill	CuYd	\$2.64
Washington	582	Open Channel	HU-Excavate & Fill	CuYd	\$3.17
Washington	584	Channel Bed Stabilization	Bio-engineering	SqFt	\$3.68
Washington	584	Channel Bed Stabilization	HU-Bio-engineering	SqFt	\$4.41
Washington	584	Channel Bed Stabilization	Log and Boulder Check Dam	Lnft	\$1,638.42
Washington	584	Channel Bed Stabilization	HU-Log and Boulder Check Dam	Lnft	\$1,966.11
Washington	584	Channel Bed Stabilization	Rock Structure for Deeply Incised Channel	CuYd	\$157.32
Washington	584	Channel Bed Stabilization	HU-Rock Structure for Deeply Incised Channel	CuYd	\$188.78
Washington	584	Channel Bed Stabilization	Wood structures	No	\$3,975.43
Washington	584	Channel Bed Stabilization	HU-Wood structures	No	\$4,770.52
Washington	585	Stripcropping	Erosion, Wind and Water	Ac	\$1.84
Washington	585	Stripcropping	HU-Erosion, Wind and Water	Ac	\$2.20
Washington	587	Structure for Water Control	Automated DWM Control Structure, 12 to 18 inch diameter pipe	No	\$9,282.37
Washington	587	Structure for Water Control	HU-Automated DWM Control Structure, 12 to 18 inch diameter pipe	No	\$11,138.84
Washington	587	Structure for Water Control	Wp_Automated DWM Control Structure, 12 to 18 inch diameter pipe	No	\$9,282.37
Washington	587	Structure for Water Control	Automated DWM Control Structure, 6 to 10 inch diameter pipe	No	\$5,520.92
Washington	587	Structure for Water Control	HU-Automated DWM Control Structure, 6 to 10 inch diameter pipe	No	\$6,625.10
Washington	587	Structure for Water Control	Wp_Automated DWM Control Structure, 6 to 10 inch diameter pipe	No	\$5,520.92
Washington	587	Structure for Water Control	Automation Retrofit to Manual Drainage Water Management Control Structure	No	\$4,547.68
Washington	587	Structure for Water Control	HU-Automation Retrofit to Manual Drainage Water Management Control Structure	No	\$5,457.21

County	Code	Practice	Component	Units	Unit Cost
Washington	587	Structure for Water Control	Wp_Automation Retrofit to Manual Drainage Water Management Control Structure	No	\$4,547.68
Washington	587	Structure for Water Control	Buried Automatic Valve	No	\$852.73
Washington	587	Structure for Water Control	HU-Buried Automatic Valve	No	\$1,023.28
Washington	587	Structure for Water Control	Wp_Buried Automatic Valve	No	\$852.73
Washington	587	Structure for Water Control	Commercial Inline Flashboard Riser - NP Reg 1	DialnFt	\$4.16
Washington	587	Structure for Water Control	HU-Commercial Inline Flashboard Riser - NP Reg 1	DialnFt	\$4.99
Washington	587	Structure for Water Control	Wp_Commercial Inline Flashboard Riser - NP Reg 1	DialnFt	\$4.16
Washington	587	Structure for Water Control	Culvert <30 inches CMP - NP Reg 1	DialnFt	\$6.20
Washington	587	Structure for Water Control	HU-Culvert <30 inches CMP - NP Reg 1	DialnFt	\$7.44
Washington	587	Structure for Water Control	Wp_Culvert <30 inches CMP - NP Reg 1	DialnFt	\$6.20
Washington	587	Structure for Water Control	Culvert <30 inches HDPE - NP Reg 1	DialnFt	\$5.70
Washington	587	Structure for Water Control	HU-Culvert <30 inches HDPE - NP Reg 1	DialnFt	\$6.85
Washington	587	Structure for Water Control	Wp_Culvert <30 inches HDPE - NP Reg 1	DialnFt	\$5.70
Washington	587	Structure for Water Control	Earth Check	No	\$1,047.97
Washington	587	Structure for Water Control	HU-Earth Check	No	\$1,257.56
Washington	587	Structure for Water Control	Wp_Earth Check	No	\$1,047.97
Washington	587	Structure for Water Control	Flow Meter with Electronic Index & Telemetry	In	\$298.16
Washington	587	Structure for Water Control	HU-Flow Meter with Electronic Index & Telemetry	In	\$447.24
Washington	587	Structure for Water Control	Wp_Flow Meter with Electronic Index & Telemetry	In	\$298.16
Washington	587	Structure for Water Control	Flow Meter with Mechanical Index	In	\$113.86
Washington	587	Structure for Water Control	HU-Flow Meter with Mechanical Index	In	\$170.79
Washington	587	Structure for Water Control	Wp_Flow Meter with Mechanical Index	In	\$113.86
Washington	587	Structure for Water Control	Inlet Flashboard Riser, Metal	DialnFt	\$3.85
Washington	587	Structure for Water Control	HU-Inlet Flashboard Riser, Metal	DialnFt	\$4.63
Washington	587	Structure for Water Control	Wp_Inlet Flashboard Riser, Metal	DialnFt	\$3.85
Washington	587	Structure for Water Control	Inline Flashboard Riser, Metal	DialnFt	\$3.98

County	Code	Practice	Component	Units	Unit Cost
Washington	587	Structure for Water Control	HU-Inline Flashboard Riser, Metal	DialInFt	\$4.78
Washington	587	Structure for Water Control	Wp_Inline Flashboard Riser, Metal	DialInFt	\$3.98
Washington	587	Structure for Water Control	Rock Check	No	\$1,913.99
Washington	587	Structure for Water Control	HU-Rock Check	No	\$2,296.79
Washington	587	Structure for Water Control	Wp_Rock Check	No	\$1,913.99
Washington	587	Structure for Water Control	Slide Gate - Flood Dike	Ft	\$64.94
Washington	587	Structure for Water Control	HU-Slide Gate - Flood Dike	Ft	\$77.93
Washington	587	Structure for Water Control	Wp_Slide Gate - Flood Dike	Ft	\$77.93
Washington	590	Nutrient Management	Adaptive NM	No	\$2,397.87
Washington	590	Nutrient Management	HU-Adaptive NM	No	\$2,877.44
Washington	590	Nutrient Management	Pr_Adaptive NM	No	\$2,877.44
Washington	590	Nutrient Management	Wp_Adaptive NM	No	\$2,397.87
Washington	590	Nutrient Management	Nutrient Management	Ac	\$30.33
Washington	590	Nutrient Management	HU-Nutrient Management	Ac	\$36.39
Washington	590	Nutrient Management	Pr_Nutrient Management	Ac	\$36.39
Washington	590	Nutrient Management	Wp_Nutrient Management	Ac	\$30.33
Washington	590	Nutrient Management	Precision Nutrient Application	Ac	\$63.54
Washington	590	Nutrient Management	HU-Precision Nutrient Application	Ac	\$76.24
Washington	590	Nutrient Management	Pr_Precision Nutrient Application	Ac	\$76.24
Washington	590	Nutrient Management	Wp_Precision Nutrient Application	Ac	\$63.54
Washington	590	Nutrient Management	Prescription Nutrient Efficiency	Ac	\$46.38
Washington	590	Nutrient Management	HU-Prescription Nutrient Efficiency	Ac	\$55.66
Washington	590	Nutrient Management	Pr_Prescription Nutrient Efficiency	Ac	\$55.66
Washington	590	Nutrient Management	Wp_Prescription Nutrient Efficiency	Ac	\$46.38
Washington	590	Nutrient Management	Small Scale Basic Nutrient Management	kSqFt	\$28.07
Washington	590	Nutrient Management	HU-Small Scale Basic Nutrient Management	kSqFt	\$33.68
Washington	590	Nutrient Management	Pr_Small Scale Basic Nutrient Management	kSqFt	\$33.68

County	Code	Practice	Component	Units	Unit Cost
Washington	590	Nutrient Management	Wp_Small Scale Basic Nutrient Management	kSqFt	\$28.07
Washington	592	Feed Management	Animal Group	No	\$3,304.53
Washington	592	Feed Management	HU-Animal Group	No	\$3,965.44
Washington	592	Feed Management	Enteric Methane Reduction	No	\$145.21
Washington	592	Feed Management	HU-Enteric Methane Reduction	No	\$174.25
Washington	592	Feed Management	Feed Additive	AU	\$52.80
Washington	592	Feed Management	HU-Feed Additive	AU	\$63.36
Washington	595	Pest Management Conservation System	Basic IPM Field Crops - Herbicide Substitution	Ac	\$27.15
Washington	595	Pest Management Conservation System	HU-Basic IPM Field Crops - Herbicide Substitution	Ac	\$32.58
Washington	595	Pest Management Conservation System	Pr_Basic IPM Field Crops - Herbicide Substitution	Ac	\$32.58
Washington	595	Pest Management Conservation System	Wp_Basic IPM Field Crops - Herbicide Substitution	Ac	\$27.15
Washington	595	Pest Management Conservation System	Pest Management Precision Ag	Ac	\$50.20
Washington	595	Pest Management Conservation System	HU-Pest Management Precision Ag	Ac	\$60.23
Washington	595	Pest Management Conservation System	Pr_Pest Management Precision Ag	Ac	\$60.23
Washington	595	Pest Management Conservation System	Wp_Pest Management Precision Ag	Ac	\$50.20
Washington	595	Pest Management Conservation System	Plant Health PAMS (acs) Low labor only	Ac	\$12.63
Washington	595	Pest Management Conservation System	HU-Plant Health PAMS (acs) Low labor only	Ac	\$15.16
Washington	595	Pest Management Conservation System	Pr_Plant Health PAMS (acs) Low labor only	Ac	\$15.16
Washington	595	Pest Management Conservation System	Wp_Plant Health PAMS (acs) Low labor only	Ac	\$12.63
Washington	595	Pest Management Conservation System	Plant Health PAMS (acs) Low Labor, materials and mitigation.	Ac	\$46.90
Washington	595	Pest Management Conservation System	HU-Plant Health PAMS (acs) Low Labor, materials and mitigation.	Ac	\$56.27
Washington	595	Pest Management Conservation System	Pr_Plant Health PAMS (acs) Low Labor, materials and mitigation.	Ac	\$56.27
Washington	595	Pest Management Conservation System	Wp_Plant Health PAMS (acs) Low Labor, materials and mitigation.	Ac	\$46.90
Washington	595	Pest Management Conservation System	Plant health PAMS (Small Farm - each) labor only	No	\$474.49
Washington	595	Pest Management Conservation System	HU-Plant health PAMS (Small Farm - each) labor only	No	\$569.38
Washington	595	Pest Management Conservation System	Pr_Plant health PAMS (Small Farm - each) labor only	No	\$569.38
Washington	595	Pest Management Conservation System	Wp_Plant health PAMS (Small Farm - each) labor only	No	\$474.49

County	Code	Practice	Component	Units	Unit Cost
Washington	595	Pest Management Conservation System	Water Quality Pesticide Mitigation > 30 Point AND/OR Beneficial Insect Pesticide Mitigation	Ac	\$52.92
Washington	595	Pest Management Conservation System	HU-Water Quality Pesticide Mitigation > 30 Point AND/OR Beneficial Insect Pesticide Mitigation	Ac	\$63.50
Washington	595	Pest Management Conservation System	Pr_Water Quality Pesticide Mitigation > 30 Point AND/OR Beneficial Insect Pesticide Mitigation	Ac	\$63.50
Washington	595	Pest Management Conservation System	Wp_Water Quality Pesticide Mitigation > 30 Point AND/OR Beneficial Insect Pesticide Mitigation	Ac	\$52.92
Washington	595	Pest Management Conservation System	Water Quality Pesticide Mitigation > 30 Point AND/OR Beneficial Insect Pesticide Mitigation - Small Farm	No	\$1,524.57
Washington	595	Pest Management Conservation System	HU-Water Quality Pesticide Mitigation > 30 Point AND/OR Beneficial Insect Pesticide Mitigation - Small Farm	No	\$1,829.48
Washington	595	Pest Management Conservation System	Pr_Water Quality Pesticide Mitigation > 30 Point AND/OR Beneficial Insect Pesticide Mitigation - Small Farm	No	\$1,829.48
Washington	595	Pest Management Conservation System	Wp_Water Quality Pesticide Mitigation > 30 Point AND/OR Beneficial Insect Pesticide Mitigation - Small Farm	No	\$1,524.57
Washington	600	Terrace	Broad Base, Rebuild	Ft	\$1.72
Washington	600	Terrace	HU-Broad Base, Rebuild	Ft	\$2.06
Washington	600	Terrace	Narrow Base, Rebuild	Ft	\$1.29
Washington	600	Terrace	HU-Narrow Base, Rebuild	Ft	\$1.55
Washington	600	Terrace	Non-Storage - Broadbase	Ft	\$1.97
Washington	600	Terrace	HU-Non-Storage - Broadbase	Ft	\$2.36
Washington	600	Terrace	Non-Storage - Grass Back	Ft	\$2.93
Washington	600	Terrace	HU-Non-Storage - Grass Back	Ft	\$3.52
Washington	600	Terrace	Non-Storage - Narrow Base	Ft	\$2.76
Washington	600	Terrace	HU-Non-Storage - Narrow Base	Ft	\$3.32
Washington	600	Terrace	Storage - Broadbase	Ft	\$3.20
Washington	600	Terrace	HU-Storage - Broadbase	Ft	\$3.84
Washington	600	Terrace	Storage - Grass Back	Ft	\$3.89
Washington	600	Terrace	HU-Storage - Grass Back	Ft	\$4.67

County	Code	Practice	Component	Units	Unit Cost
Washington	600	Terrace	Storage - Level or Flat Channel	Ft	\$1.82
Washington	600	Terrace	HU-Storage - Level or Flat Channel	Ft	\$2.18
Washington	600	Terrace	Storage - Narrow Base	Ft	\$2.96
Washington	600	Terrace	HU-Storage - Narrow Base	Ft	\$3.56
Washington	600	Terrace	Terrace Crop Season Construction	Lnft	\$3.11
Washington	600	Terrace	HU-Terrace Crop Season Construction	Lnft	\$3.71
Washington	601	Vegetative Barrier	Seeded Barrier	Ft	\$0.27
Washington	601	Vegetative Barrier	HU-Seeded Barrier	Ft	\$0.33
Washington	601	Vegetative Barrier	Vegetative Planting	Ft	\$6.94
Washington	601	Vegetative Barrier	HU-Vegetative Planting	Ft	\$8.32
Washington	603	Herbaceous Wind Barriers	Annual Species, Small	Ft	\$0.25
Washington	603	Herbaceous Wind Barriers	HU-Annual Species, Small	Ft	\$0.29
Washington	603	Herbaceous Wind Barriers	Cool Season	Lnft	\$0.09
Washington	603	Herbaceous Wind Barriers	HU-Cool Season	Lnft	\$0.11
Washington	604	Saturated Buffer	Saturated Buffer	Ft	\$8.24
Washington	604	Saturated Buffer	HU-Saturated Buffer	Ft	\$9.89
Washington	605	Denitrifying Bioreactor	Denitrifying Bioreactor	CuYd	\$69.58
Washington	605	Denitrifying Bioreactor	HU-Denitrifying Bioreactor	CuYd	\$83.49
Washington	606	Subsurface Drain	Corrugated Plastic Pipe (CPP), Single-Wall, <= 6 inch	Ft	\$3.35
Washington	606	Subsurface Drain	HU-Corrugated Plastic Pipe (CPP), Single-Wall, <= 6 inch	Ft	\$4.02
Washington	606	Subsurface Drain	Corrugated Plastic Pipe (CPP), Single-Wall, >= 8 inch	Ft	\$5.04
Washington	606	Subsurface Drain	HU-Corrugated Plastic Pipe (CPP), Single-Wall, >= 8 inch	Ft	\$6.04
Washington	606	Subsurface Drain	Enveloped Corrugated Plastic Pipe (CPP), Single-Wall, <= 6 inch	Ft	\$4.18
Washington	606	Subsurface Drain	HU-Enveloped Corrugated Plastic Pipe (CPP), Single-Wall, <= 6 inch	Ft	\$5.02
Washington	606	Subsurface Drain	Secondary Main Retrofit for DWM	Ft	\$6.69
Washington	606	Subsurface Drain	HU-Secondary Main Retrofit for DWM	Ft	\$8.04
Washington	607	Surface Drain, Field Ditch	Field Drainage Ditch	CuYd	\$2.32

County	Code	Practice	Component	Units	Unit Cost
Washington	607	Surface Drain, Field Ditch	HU-Field Drainage Ditch	CuYd	\$2.77
Washington	609	Surface Roughening	Emergency Tillage	Ac	\$19.95
Washington	609	Surface Roughening	HU-Emergency Tillage	Ac	\$23.95
Washington	609	Surface Roughening	Ripper or Subsoiler	Ac	\$21.95
Washington	609	Surface Roughening	HU-Ripper or Subsoiler	Ac	\$26.34
Washington	610	Salinity and Sodic Soil Management	Prevent Dry Intense Cropping	Ac	\$287.67
Washington	610	Salinity and Sodic Soil Management	HU-Prevent Dry Intense Cropping	Ac	\$292.74
Washington	610	Salinity and Sodic Soil Management	Soil Management (non-Irrigated)	Ac	\$15.52
Washington	610	Salinity and Sodic Soil Management	HU-Soil Management (non-Irrigated)	Ac	\$18.63
Washington	610	Salinity and Sodic Soil Management	Soil Management (non-Irrigated) (FI - 1 Yr)	Ac	\$27.57
Washington	610	Salinity and Sodic Soil Management	HU-Soil Management (non-Irrigated) (FI - 1 Yr)	Ac	\$30.75
Washington	610	Salinity and Sodic Soil Management	Soil Management (Irrigated)	Ac	\$26.49
Washington	610	Salinity and Sodic Soil Management	HU-Soil Management (Irrigated)	Ac	\$31.80
Washington	612	Tree/Shrub Establishment	Individual tree - hand planting	No	\$1.54
Washington	612	Tree/Shrub Establishment	HU-Individual tree - hand planting	No	\$1.84
Washington	612	Tree/Shrub Establishment	Individual tree - hand planting w/browse protection	No	\$5.79
Washington	612	Tree/Shrub Establishment	HU-Individual tree - hand planting w/browse protection	No	\$6.96
Washington	612	Tree/Shrub Establishment	Shrub Planting	No	\$1.52
Washington	612	Tree/Shrub Establishment	HU-Shrub Planting	No	\$1.82
Washington	612	Tree/Shrub Establishment	Trees, Machine planted - no tubes	No	\$3.36
Washington	612	Tree/Shrub Establishment	HU-Trees, Machine planted - no tubes	No	\$4.02
Washington	612	Tree/Shrub Establishment	Trees, Machine planted with tubes for animal protection	No	\$10.52
Washington	612	Tree/Shrub Establishment	HU-Trees, Machine planted with tubes for animal protection	No	\$12.62
Washington	612	Tree/Shrub Establishment	Trees, Machine planted, no tubes, supplemental water for establishment	No	\$7.41
Washington	612	Tree/Shrub Establishment	HU-Trees, Machine planted, no tubes, supplemental water for establishment	No	\$8.90
Washington	612	Tree/Shrub Establishment	Tree-Shrub Establishment - Small Acreage 5 acres or less	No	\$21.47
Washington	612	Tree/Shrub Establishment	HU-Tree-Shrub Establishment - Small Acreage 5 acres or less	No	\$25.77

County	Code	Practice	Component	Units	Unit Cost
Washington	614	Watering Facility	Enclosed Storage Tank	Gal	\$1.44
Washington	614	Watering Facility	HU-Enclosed Storage Tank	Gal	\$1.73
Washington	614	Watering Facility	Fiberglass Tank on Concrete	Gal	\$2.93
Washington	614	Watering Facility	HU-Fiberglass Tank on Concrete	Gal	\$3.53
Washington	614	Watering Facility	Fiberglass Tank on Earth	Gal	\$2.47
Washington	614	Watering Facility	HU-Fiberglass Tank on Earth	Gal	\$2.96
Washington	614	Watering Facility	Insulated Tank with Cover	Gal	\$4.31
Washington	614	Watering Facility	HU-Insulated Tank with Cover	Gal	\$5.17
Washington	614	Watering Facility	Precast Concrete Tank	Gal	\$4.94
Washington	614	Watering Facility	HU-Precast Concrete Tank	Gal	\$5.94
Washington	614	Watering Facility	Steel Rim Tank - Bottomless	Gal	\$0.52
Washington	614	Watering Facility	HU-Steel Rim Tank - Bottomless	Gal	\$0.63
Washington	614	Watering Facility	Steel Rim Tank - Concrete Base	Gal	\$1.94
Washington	614	Watering Facility	HU-Steel Rim Tank - Concrete Base	Gal	\$2.33
Washington	614	Watering Facility	Water Fountain	No	\$2,440.29
Washington	614	Watering Facility	HU-Water Fountain	No	\$2,928.34
Washington	620	Underground Outlet	>=12 inch Single Wall PE Pipe (non-perf or perf), Multi-Inlet System	Lnft	\$11.42
Washington	620	Underground Outlet	HU->=12 inch Single Wall PE Pipe (non-perf or perf), Multi-Inlet System	Lnft	\$13.69
Washington	620	Underground Outlet	10 inch Single Wall PE Pipe (non-perf or perf), Multi-Inlet System	Lnft	\$8.69
Washington	620	Underground Outlet	HU-10 inch Single Wall PE Pipe (non-perf or perf), Multi-Inlet System	Lnft	\$10.42
Washington	620	Underground Outlet	12 inch - 18 inch PVC or DW Pipe, Multi-Inlet System	Ft	\$38.43
Washington	620	Underground Outlet	HU-12 inch - 18 inch PVC or DW Pipe, Multi-Inlet System	Ft	\$46.11
Washington	620	Underground Outlet	12 inch - 18 inch PVC or DW Pipe, Single-Inlet System	Ft	\$40.34
Washington	620	Underground Outlet	HU-12 inch - 18 inch PVC or DW Pipe, Single-Inlet System	Ft	\$48.41
Washington	620	Underground Outlet	4 inch - 6 inch PVC or DW Pipe, Multi-Inlet System	Ft	\$8.67
Washington	620	Underground Outlet	HU-4 inch - 6 inch PVC or DW Pipe, Multi-Inlet System	Ft	\$10.41
Washington	620	Underground Outlet	6 inch - 10 inch PVC or DW Pipe, Single-Inlet System	Ft	\$29.30

County	Code	Practice	Component	Units	Unit Cost
Washington	620	Underground Outlet	HU-6 inch - 10 inch PVC or DW Pipe, Single-Inlet System	Ft	\$35.16
Washington	620	Underground Outlet	6 inch or smaller Single Wall PE Pipe(non-perf or perf), Multi-Inlet System	Ft	\$6.21
Washington	620	Underground Outlet	HU-6 inch or smaller Single Wall PE Pipe(non-perf or perf), Multi-Inlet System	Ft	\$7.45
Washington	620	Underground Outlet	8 inch - 10 inch PVC or DW Pipe, Multi-Inlet System	Ft	\$18.57
Washington	620	Underground Outlet	HU-8 inch - 10 inch PVC or DW Pipe, Multi-Inlet System	Ft	\$22.29
Washington	620	Underground Outlet	8 inch Single Wall PE Pipe (non-perf or perf), Multi-Inlet System	Lnft	\$6.68
Washington	620	Underground Outlet	HU-8 inch Single Wall PE Pipe (non-perf or perf), Multi-Inlet System	Lnft	\$8.02
Washington	620	Underground Outlet	8 inch Single Wall PE with Riser	Lnft	\$6.97
Washington	620	Underground Outlet	HU-8 inch Single Wall PE with Riser	Lnft	\$8.36
Washington	620	Underground Outlet	Over 18 inch PVC or DW Pipe, Single- or Multi-Inlet System	Ft	\$56.37
Washington	620	Underground Outlet	HU-Over 18 inch PVC or DW Pipe, Single- or Multi-Inlet System	Ft	\$67.65
Washington	629	Waste Treatment	Aerobic Circulator	AU	\$110.16
Washington	629	Waste Treatment	HU-Aerobic Circulator	AU	\$132.19
Washington	632	Waste Separation Facility	Concrete Sand Settling Lane	SqFt	\$9.78
Washington	632	Waste Separation Facility	HU-Concrete Sand Settling Lane	SqFt	\$11.74
Washington	632	Waste Separation Facility	Concrete Settling Structure with picket screen outlet	Cu-Ft	\$3.60
Washington	632	Waste Separation Facility	HU-Concrete Settling Structure with picket screen outlet	Cu-Ft	\$4.32
Washington	632	Waste Separation Facility	Concrete Settling Structure with pipe outlet	Cu-Ft	\$1.24
Washington	632	Waste Separation Facility	HU-Concrete Settling Structure with pipe outlet	Cu-Ft	\$1.49
Washington	632	Waste Separation Facility	Earthen Settling Structure with picket screen outlet	Cu-Ft	\$0.34
Washington	632	Waste Separation Facility	HU-Earthen Settling Structure with picket screen outlet	Cu-Ft	\$0.41
Washington	632	Waste Separation Facility	Mechanical Separator	No	\$50,611.97
Washington	632	Waste Separation Facility	HU-Mechanical Separator	No	\$60,734.36
Washington	633	Waste Recycling	Export Ag Waste By-products Recycled for Use Off Farm	No	\$394.91
Washington	633	Waste Recycling	HU-Export Ag Waste By-products Recycled for Use Off Farm	No	\$473.90
Washington	633	Waste Recycling	Import Non-Ag Waste By-products for Compost with Manure for On-farm Use	Cu-Ft	\$2.10

County	Code	Practice	Component	Units	Unit Cost
Washington	633	Waste Recycling	HU-Import Non-Ag Waste By-products for Compost with Manure for On-farm Use	Cu-Ft	\$2.53
Washington	633	Waste Recycling	Import Non-Ag Waste By-products for On-Farm Use	Cu-Ft	\$1.26
Washington	633	Waste Recycling	HU-Import Non-Ag Waste By-products for On-Farm Use	Cu-Ft	\$1.52
Washington	633	Waste Recycling	Import Non-Agricultural By-Products, Land-Applied	Ton	\$16.09
Washington	633	Waste Recycling	HU-Import Non-Agricultural By-Products, Land-Applied	Ton	\$19.31
Washington	634	Waste Transfer	Agitator, Slurry Transfer	No	\$27,902.45
Washington	634	Waste Transfer	HU-Agitator, Slurry Transfer	No	\$33,482.94
Washington	634	Waste Transfer	Concrete Channel	SqFt	\$14.41
Washington	634	Waste Transfer	HU-Concrete Channel	SqFt	\$17.29
Washington	634	Waste Transfer	Gravity flow, greater than 18 inch diameter conduit	Ft	\$51.03
Washington	634	Waste Transfer	HU-Gravity flow, greater than 18 inch diameter conduit	Ft	\$61.23
Washington	634	Waste Transfer	Gravity flow, less than or equal to 18 inch diameter conduit	Ft	\$29.88
Washington	634	Waste Transfer	HU-Gravity flow, less than or equal to 18 inch diameter conduit	Ft	\$35.86
Washington	634	Waste Transfer	Hard-hose Reel System with Booster incorporated into Traveler	No	\$41,010.32
Washington	634	Waste Transfer	HU-Hard-hose Reel System with Booster incorporated into Traveler	No	\$49,212.38
Washington	634	Waste Transfer	Lot Runoff Containment Wall	Ft	\$72.89
Washington	634	Waste Transfer	HU-Lot Runoff Containment Wall	Ft	\$87.47
Washington	634	Waste Transfer	Pressure flow, 10 inch diameter conduit	Ft	\$27.93
Washington	634	Waste Transfer	HU-Pressure flow, 10 inch diameter conduit	Ft	\$33.52
Washington	634	Waste Transfer	Pressure flow, 12 inch or greater diameter conduit	Ft	\$41.60
Washington	634	Waste Transfer	HU-Pressure flow, 12 inch or greater diameter conduit	Ft	\$49.91
Washington	634	Waste Transfer	Pressure flow, 8 inch diameter conduit	Ft	\$19.60
Washington	634	Waste Transfer	HU-Pressure flow, 8 inch diameter conduit	Ft	\$23.51
Washington	634	Waste Transfer	Pressure flow, less than or equal to 6 inch diameter conduit	Ft	\$13.57
Washington	634	Waste Transfer	HU-Pressure flow, less than or equal to 6 inch diameter conduit	Ft	\$16.28
Washington	634	Waste Transfer	Pressure or gravity flow conduit that includes one boring under roadway	Ft	\$33.03

County	Code	Practice	Component	Units	Unit Cost
Washington	634	Waste Transfer	HU-Pressure or gravity flow conduit that includes one boring under roadway	Ft	\$39.63
Washington	635	Vegetated Treatment Area	Concrete Curb with major shaping	Ac	\$10,838.50
Washington	635	Vegetated Treatment Area	HU-Concrete Curb with major shaping	Ac	\$13,006.20
Washington	635	Vegetated Treatment Area	Wp_Concrete Curb with major shaping	Ac	\$10,838.50
Washington	635	Vegetated Treatment Area	Concrete Curb, with or without flow spreaders	Ac	\$4,778.31
Washington	635	Vegetated Treatment Area	HU-Concrete Curb, with or without flow spreaders	Ac	\$5,733.97
Washington	635	Vegetated Treatment Area	Wp_Concrete Curb, with or without flow spreaders	Ac	\$4,778.31
Washington	635	Vegetated Treatment Area	Gated Pipe with major shaping	Ac	\$10,266.10
Washington	635	Vegetated Treatment Area	HU-Gated Pipe with major shaping	Ac	\$12,319.32
Washington	635	Vegetated Treatment Area	Wp_Gated Pipe with major shaping	Ac	\$10,266.10
Washington	635	Vegetated Treatment Area	Gated Pipe, with or without flow spreaders	Ac	\$2,280.77
Washington	635	Vegetated Treatment Area	HU-Gated Pipe, with or without flow spreaders	Ac	\$2,736.92
Washington	635	Vegetated Treatment Area	Wp_Gated Pipe, with or without flow spreaders	Ac	\$2,280.77
Washington	635	Vegetated Treatment Area	Minor Shaping	Ac	\$1,606.32
Washington	635	Vegetated Treatment Area	HU-Minor Shaping	Ac	\$1,927.58
Washington	635	Vegetated Treatment Area	Wp_Minor Shaping	Ac	\$1,606.32
Washington	635	Vegetated Treatment Area	Sprinkler, Center Pivot	Ac	\$4,249.84
Washington	635	Vegetated Treatment Area	HU-Sprinkler, Center Pivot	Ac	\$5,099.81
Washington	635	Vegetated Treatment Area	Wp_Sprinkler, Center Pivot	Ac	\$4,249.84
Washington	635	Vegetated Treatment Area	Sprinkler, Mobile Pods	Ac	\$3,856.61
Washington	635	Vegetated Treatment Area	HU-Sprinkler, Mobile Pods	Ac	\$4,627.93
Washington	635	Vegetated Treatment Area	Wp_Sprinkler, Mobile Pods	Ac	\$3,856.61
Washington	635	Vegetated Treatment Area	Sprinkler, Solid Set Distribution	Ac	\$6,080.99
Washington	635	Vegetated Treatment Area	HU-Sprinkler, Solid Set Distribution	Ac	\$7,297.19
Washington	635	Vegetated Treatment Area	Wp_Sprinkler, Solid Set Distribution	Ac	\$6,080.99
Washington	636	Water Harvesting Catchment	Elevated Catchment	SqYd	\$146.07
Washington	636	Water Harvesting Catchment	HU-Elevated Catchment	SqYd	\$175.28

County	Code	Practice	Component	Units	Unit Cost
Washington	636	Water Harvesting Catchment	Plastic tank, less than or equal to 1,000 gallons	Gal	\$1.96
Washington	636	Water Harvesting Catchment	HU-Plastic tank, less than or equal to 1,000 gallons	Gal	\$2.36
Washington	636	Water Harvesting Catchment	Surface Catchment	SqYd	\$14.50
Washington	636	Water Harvesting Catchment	HU-Surface Catchment	SqYd	\$17.40
Washington	638	Water and Sediment Control Basin	WASCOB base	CuYd	\$3.26
Washington	638	Water and Sediment Control Basin	HU-WASCOB base	CuYd	\$3.90
Washington	638	Water and Sediment Control Basin	WASCOB topsoil	CuYd	\$3.50
Washington	638	Water and Sediment Control Basin	HU-WASCOB topsoil	CuYd	\$4.21
Washington	638	Water and Sediment Control Basin	WASCOB, Crop Season Construction	CuYd	\$3.69
Washington	638	Water and Sediment Control Basin	HU-WASCOB, Crop Season Construction	CuYd	\$4.40
Washington	640	Waterspreading	Dikes	Ac	\$1,733.67
Washington	640	Waterspreading	HU-Dikes	Ac	\$2,080.41
Washington	642	Water Well	Shallow Well, 100 ft. deep or less	Ft	\$107.63
Washington	642	Water Well	HU-Shallow Well, 100 ft. deep or less	Ft	\$129.16
Washington	642	Water Well	Single PVC Casing with pitless unit, greater than 100 ft. deep	Ft	\$64.50
Washington	642	Water Well	HU-Single PVC Casing with pitless unit, greater than 100 ft. deep	Ft	\$77.41
Washington	642	Water Well	Steel or Copper, 100 ft. or deeper	Lnft	\$55.01
Washington	642	Water Well	HU-Steel or Copper, 100 ft. or deeper	Lnft	\$66.01
Washington	642	Water Well	Well Point	Ft	\$281.82
Washington	642	Water Well	HU-Well Point	Ft	\$338.19
Washington	643	Restoration of Rare or Declining Natural Communities	Beaver Dam Analogues or Post-Assisted Log Structures	Lnft	\$37.17
Washington	643	Restoration of Rare or Declining Natural Communities	HU-Beaver Dam Analogues or Post-Assisted Log Structures	Lnft	\$44.60
Washington	643	Restoration of Rare or Declining Natural Communities	Habitat Monitoring and Management, High Intensity and Complexity	Ac	\$22.90
Washington	643	Restoration of Rare or Declining Natural Communities	HU-Habitat Monitoring and Management, High Intensity and Complexity	Ac	\$27.49
Washington	643	Restoration of Rare or Declining Natural Communities	Monitoring & Management, Low Intensity and Complexity - No Foregone Income	Ac	\$5.77
Washington	643	Restoration of Rare or Declining Natural Communities	HU-Monitoring & Management, Low Intensity and Complexity - No Foregone Income	Ac	\$6.93

County	Code	Practice	Component	Units	Unit Cost
Washington	643	Restoration of Rare or Declining Natural Communities	Rock Structure	CuYd	\$702.39
Washington	643	Restoration of Rare or Declining Natural Communities	HU-Rock Structure	CuYd	\$842.87
Washington	644	Wetland Wildlife Habitat Management	Establishment of seasonal wildlife forage or cover on non-cropland	Ac	\$141.67
Washington	644	Wetland Wildlife Habitat Management	HU-Establishment of seasonal wildlife forage or cover on non-cropland	Ac	\$170.01
Washington	644	Wetland Wildlife Habitat Management	Idling Cropland for Wetland Wildlife - Level 2	Ac	\$292.18
Washington	644	Wetland Wildlife Habitat Management	HU-Idling Cropland for Wetland Wildlife - Level 2	Ac	\$302.79
Washington	644	Wetland Wildlife Habitat Management	Management and Monitoring on Idled Cropland for Wetland Wildlife, foregone income - Level 1 (Year 2-5)	Ac	\$286.36
Washington	644	Wetland Wildlife Habitat Management	HU-Management and Monitoring on Idled Cropland for Wetland Wildlife, foregone income - Level 1 (Year 2-5)	Ac	\$295.81
Washington	644	Wetland Wildlife Habitat Management	Management and monitoring only, foregone income (FI)	Ac	\$299.82
Washington	644	Wetland Wildlife Habitat Management	HU-Management and monitoring only, foregone income (FI)	Ac	\$303.36
Washington	644	Wetland Wildlife Habitat Management	Monitoring and Management - Level 3	Ac	\$208.80
Washington	644	Wetland Wildlife Habitat Management	HU-Monitoring and Management - Level 3	Ac	\$217.08
Washington	644	Wetland Wildlife Habitat Management	Wetland Wildlife Habitat Monitoring and Management, Low Intensity and Complexity	Ac	\$3.87
Washington	644	Wetland Wildlife Habitat Management	HU-Wetland Wildlife Habitat Monitoring and Management, Low Intensity and Complexity	Ac	\$4.65
Washington	645	Upland Wildlife Habitat Management	Establishment of seasonal forage or cover for wildlife on cropland, with FI	Ac	\$428.86
Washington	645	Upland Wildlife Habitat Management	HU-Establishment of seasonal forage or cover for wildlife on cropland, with FI	Ac	\$446.97
Washington	645	Upland Wildlife Habitat Management	Establishment of seasonal wildlife forage or cover on cropland, no FI	Ac	\$98.68
Washington	645	Upland Wildlife Habitat Management	HU-Establishment of seasonal wildlife forage or cover on cropland, no FI	Ac	\$118.42
Washington	645	Upland Wildlife Habitat Management	Greater Prairie Chicken Habitat Development	Ac	\$9.50
Washington	645	Upland Wildlife Habitat Management	HU-Greater Prairie Chicken Habitat Development	Ac	\$11.40
Washington	645	Upland Wildlife Habitat Management	Habitat Monitoring and Management, Low Intensity and Complexity	Ac	\$3.87
Washington	645	Upland Wildlife Habitat Management	HU-Habitat Monitoring and Management, Low Intensity and Complexity	Ac	\$4.65
Washington	645	Upland Wildlife Habitat Management	Habitat Monitoring and Management, Medium Intensity and Complexity	Ac	\$11.90
Washington	645	Upland Wildlife Habitat Management	HU-Habitat Monitoring and Management, Medium Intensity and Complexity	Ac	\$14.28

<b>County</b>	<b>Code</b>	<b>Practice</b>	<b>Component</b>	<b>Units</b>	<b>Unit Cost</b>
Washington	645	Upland Wildlife Habitat Management	Interseeding Milkweed Into Existing Habitat	Ac	\$157.41
Washington	645	Upland Wildlife Habitat Management	HU-Interseeding Milkweed Into Existing Habitat	Ac	\$188.89
Washington	645	Upland Wildlife Habitat Management	Livestock Exclusion for Wildlife	Ac	\$62.12
Washington	645	Upland Wildlife Habitat Management	HU-Livestock Exclusion for Wildlife	Ac	\$63.04
Washington	645	Upland Wildlife Habitat Management	Wildlife Habitat Enhancement - Former Cropland (FI)	Ac	\$283.87
Washington	645	Upland Wildlife Habitat Management	HU-Wildlife Habitat Enhancement - Former Cropland (FI)	Ac	\$284.03
Washington	646	Shallow Water Development and Management	Shallow Water Management, High Level	Ac	\$315.02
Washington	646	Shallow Water Development and Management	HU-Shallow Water Management, High Level	Ac	\$378.02
Washington	646	Shallow Water Development and Management	Shallow Water Management-Low Level	Ac	\$137.43
Washington	646	Shallow Water Development and Management	HU-Shallow Water Management-Low Level	Ac	\$164.92
Washington	647	Early Successional Habitat Development-Mgt	Chemical	Ac	\$18.93
Washington	647	Early Successional Habitat Development-Mgt	HU-Chemical	Ac	\$22.72
Washington	647	Early Successional Habitat Development-Mgt	Disking	Ac	\$26.50
Washington	647	Early Successional Habitat Development-Mgt	HU-Disking	Ac	\$31.80
Washington	647	Early Successional Habitat Development-Mgt	Mowing	Ac	\$10.27
Washington	647	Early Successional Habitat Development-Mgt	HU-Mowing	Ac	\$12.33
Washington	649	Structures for Wildlife	Brush Pile - Large	No	\$146.01
Washington	649	Structures for Wildlife	HU-Brush Pile - Large	No	\$175.20
Washington	649	Structures for Wildlife	Brush Pile - Small	No	\$33.72
Washington	649	Structures for Wildlife	HU-Brush Pile - Small	No	\$40.47
Washington	649	Structures for Wildlife	Escape Ramp	No	\$72.33
Washington	649	Structures for Wildlife	HU-Escape Ramp	No	\$86.80
Washington	649	Structures for Wildlife	Fence Markers, Vinyl Undersill	Ft	\$0.18
Washington	649	Structures for Wildlife	HU-Fence Markers, Vinyl Undersill	Ft	\$0.22
Washington	649	Structures for Wildlife	Nesting Box, Large	No	\$97.70
Washington	649	Structures for Wildlife	HU-Nesting Box, Large	No	\$117.24
Washington	649	Structures for Wildlife	Perch Deterrent	Lnft	\$8.02

County	Code	Practice	Component	Units	Unit Cost
Washington	649	Structures for Wildlife	HU-Perch Deterrent	Lnft	\$9.62
Washington	649	Structures for Wildlife	Wildlife Friendly Fence Retrofit, Replacement of Barbed Wire Only with Smooth Wire	Lnft	\$1.34
Washington	649	Structures for Wildlife	HU-Wildlife Friendly Fence Retrofit, Replacement of Barbed Wire Only with Smooth Wire	Lnft	\$1.62
Washington	654	Road/Trail/Landing Closure and Treatment	Road/Trail removal and restoration (Vegetative)	Ft	\$4.18
Washington	654	Road/Trail/Landing Closure and Treatment	HU-Road/Trail removal and restoration (Vegetative)	Ft	\$5.01
Washington	655	Forest Trails and Landings	Trail and Landing Installation	Ft	\$1.54
Washington	655	Forest Trails and Landings	HU-Trail and Landing Installation	Ft	\$1.84
Washington	655	Forest Trails and Landings	Trail/Landing Location and Marking	Ft	\$0.31
Washington	655	Forest Trails and Landings	HU-Trail/Landing Location and Marking	Ft	\$0.37
Washington	656	Constructed Wetland	Large, 0.5 to 1.0 ac.	Ac	\$9,803.84
Washington	656	Constructed Wetland	HU-Large, 0.5 to 1.0 ac.	Ac	\$11,764.60
Washington	656	Constructed Wetland	Wp_Large, 0.5 to 1.0 ac.	Ac	\$9,803.84
Washington	656	Constructed Wetland	Large, more than 1.0 ac.	Ac	\$7,531.49
Washington	656	Constructed Wetland	HU-Large, more than 1.0 ac.	Ac	\$9,037.79
Washington	656	Constructed Wetland	Wp_Large, more than 1.0 ac.	Ac	\$7,531.49
Washington	656	Constructed Wetland	Medium, 0.5 ac or less	Ac	\$14,974.32
Washington	656	Constructed Wetland	HU-Medium, 0.5 ac or less	Ac	\$17,969.19
Washington	656	Constructed Wetland	Wp_Medium, 0.5 ac or less	Ac	\$14,974.32
Washington	657	Wetland Restoration	Depression Sediment Removal	CuYd	\$3.50
Washington	657	Wetland Restoration	HU-Depression Sediment Removal	CuYd	\$4.20
Washington	657	Wetland Restoration	Pr_Depression Sediment Removal	CuYd	\$4.20
Washington	657	Wetland Restoration	Wp_Depression Sediment Removal	CuYd	\$3.50
Washington	657	Wetland Restoration	Ditch plug - Lateral Restoration	CuYd	\$9.98
Washington	657	Wetland Restoration	HU-Ditch plug - Lateral Restoration	CuYd	\$11.97
Washington	657	Wetland Restoration	Pr_Ditch plug - Lateral Restoration	CuYd	\$11.97
Washington	657	Wetland Restoration	Wp_Ditch plug - Lateral Restoration	CuYd	\$9.98

County	Code	Practice	Component	Units	Unit Cost
Washington	657	Wetland Restoration	Fill in dugout	CuYd	\$3.50
Washington	657	Wetland Restoration	HU-Fill in dugout	CuYd	\$4.20
Washington	657	Wetland Restoration	Pr_Fill in dugout	CuYd	\$4.20
Washington	657	Wetland Restoration	Wp_Fill in dugout	CuYd	\$3.50
Washington	657	Wetland Restoration	Sediment Removal - Saturated Site	CuYd	\$4.23
Washington	657	Wetland Restoration	HU-Sediment Removal - Saturated Site	CuYd	\$5.07
Washington	657	Wetland Restoration	Pr_Sediment Removal - Saturated Site	CuYd	\$5.07
Washington	657	Wetland Restoration	Wp_Sediment Removal - Saturated Site	CuYd	\$4.23
Washington	658	Wetland Creation	Excavation and Embankment	CuYd	\$3.89
Washington	658	Wetland Creation	HU-Excavation and Embankment	CuYd	\$4.67
Washington	658	Wetland Creation	Wetland Creation, Excavation	CuYd	\$2.41
Washington	658	Wetland Creation	HU-Wetland Creation, Excavation	CuYd	\$2.89
Washington	659	Wetland Enhancement	Depression Sediment Removal and Ditch Plug	CuYd	\$2.16
Washington	659	Wetland Enhancement	HU-Depression Sediment Removal and Ditch Plug	CuYd	\$2.59
Washington	659	Wetland Enhancement	Wp_Depression Sediment Removal and Ditch Plug	CuYd	\$2.16
Washington	659	Wetland Enhancement	Excavation on Saturated Site	CuYd	\$3.94
Washington	659	Wetland Enhancement	HU-Excavation on Saturated Site	CuYd	\$4.73
Washington	659	Wetland Enhancement	Wp_Excavation on Saturated Site	CuYd	\$3.94
Washington	660	Tree-Shrub Pruning	Pruning- High Height	Ac	\$343.02
Washington	660	Tree-Shrub Pruning	HU-Pruning- High Height	Ac	\$411.62
Washington	660	Tree-Shrub Pruning	Pruning Individual Agroforestry tree - small acreage	No	\$11.07
Washington	660	Tree-Shrub Pruning	HU-Pruning Individual Agroforestry tree - small acreage	No	\$13.28
Washington	660	Tree-Shrub Pruning	Pruning-Low Height	Ac	\$184.15
Washington	660	Tree-Shrub Pruning	HU-Pruning-Low Height	Ac	\$220.98
Washington	660	Tree-Shrub Pruning	Pruning-Multistory Cropping Understory	No	\$0.86
Washington	660	Tree-Shrub Pruning	HU-Pruning-Multistory Cropping Understory	No	\$1.03
Washington	660	Tree-Shrub Pruning	Pruning-MultiStory Cropping-Overstory	No	\$7.45

County	Code	Practice	Component	Units	Unit Cost
Washington	660	Tree-Shrub Pruning	HU-Pruning-MultiStory Cropping-Overstory	No	\$8.94
Washington	666	Forest Stand Improvement	Comprehensive Forest Stand Treatment with Mastication, All Slopes	Ac	\$2,139.39
Washington	666	Forest Stand Improvement	HU-Comprehensive Forest Stand Treatment with Mastication, All Slopes	Ac	\$2,567.26
Washington	666	Forest Stand Improvement	Intermediate Silvicultural Rx Using Ground Based Logging, Heavy Equipment all slopes	Ac	\$639.43
Washington	666	Forest Stand Improvement	HU-Intermediate Silvicultural Rx Using Ground Based Logging, Heavy Equipment all slopes	Ac	\$767.32
Washington	666	Forest Stand Improvement	Intermediate Silvicultural Treatment	Ac	\$513.43
Washington	666	Forest Stand Improvement	HU-Intermediate Silvicultural Treatment	Ac	\$616.10
Washington	666	Forest Stand Improvement	Pre-commercial Thinning - Hand tools	Ac	\$316.25
Washington	666	Forest Stand Improvement	HU-Pre-commercial Thinning - Hand tools	Ac	\$379.50
Washington	666	Forest Stand Improvement	Pre-Commercial Thinning, Mastication	Ac	\$502.50
Washington	666	Forest Stand Improvement	HU-Pre-Commercial Thinning, Mastication	Ac	\$602.99
Washington	666	Forest Stand Improvement	Timber Stand Improvement, Chemical, Ground	Ac	\$37.28
Washington	666	Forest Stand Improvement	HU-Timber Stand Improvement, Chemical, Ground	Ac	\$44.74
Washington	666	Forest Stand Improvement	Timber Stand Improvement, Single Stem Treatment	Ac	\$304.72
Washington	666	Forest Stand Improvement	HU-Timber Stand Improvement, Single Stem Treatment	Ac	\$365.65
Washington	670	Energy Efficient Lighting System	Dairy housing, Fixture (including LED) replacement	SqFt	\$0.30
Washington	670	Energy Efficient Lighting System	HU-Dairy housing, Fixture (including LED) replacement	SqFt	\$0.36
Washington	670	Energy Efficient Lighting System	Fixture (including LED) < 20 watts	No	\$19.86
Washington	670	Energy Efficient Lighting System	HU-Fixture (including LED) < 20 watts	No	\$23.83
Washington	670	Energy Efficient Lighting System	Fixture (including LED) >= 20 watts and < 40 watts	No	\$56.02
Washington	670	Energy Efficient Lighting System	HU-Fixture (including LED) >= 20 watts and < 40 watts	No	\$67.23
Washington	670	Energy Efficient Lighting System	Fixture (including LED) >= 40 watts and < 80 watts	No	\$112.05
Washington	670	Energy Efficient Lighting System	HU-Fixture (including LED) >= 40 watts and < 80 watts	No	\$134.46
Washington	670	Energy Efficient Lighting System	Fixture (including LED) >= 80 watts	No	\$203.13
Washington	670	Energy Efficient Lighting System	HU-Fixture (including LED) >= 80 watts	No	\$243.75
Washington	670	Energy Efficient Lighting System	General agricultural area, Fixture (including LED) replacement	SqFt	\$0.57

County	Code	Practice	Component	Units	Unit Cost
Washington	670	Energy Efficient Lighting System	HU-General agricultural area, Fixture (including LED) replacement	SqFt	\$0.68
Washington	670	Energy Efficient Lighting System	LED (using existing fixture) < 20 watts	No	\$10.17
Washington	670	Energy Efficient Lighting System	HU-LED (using existing fixture) < 20 watts	No	\$12.21
Washington	670	Energy Efficient Lighting System	LED (using existing fixture) >= 100 watts	No	\$88.73
Washington	670	Energy Efficient Lighting System	HU-LED (using existing fixture) >= 100 watts	No	\$106.48
Washington	670	Energy Efficient Lighting System	LED (using existing fixture) >= 20 watts and < 100 watts	No	\$37.39
Washington	670	Energy Efficient Lighting System	HU-LED (using existing fixture) >= 20 watts and < 100 watts	No	\$44.88
Washington	670	Energy Efficient Lighting System	LED Dimmer or Controller	No	\$391.27
Washington	670	Energy Efficient Lighting System	HU-LED Dimmer or Controller	No	\$469.53
Washington	670	Energy Efficient Lighting System	Poultry breeding, Fixture (including LED) replacement with new layout	SqFt	\$0.24
Washington	670	Energy Efficient Lighting System	HU-Poultry breeding, Fixture (including LED) replacement with new layout	SqFt	\$0.29
Washington	670	Energy Efficient Lighting System	Poultry house, Fixture (including LED) replacement	SqFt	\$0.12
Washington	670	Energy Efficient Lighting System	HU-Poultry house, Fixture (including LED) replacement	SqFt	\$0.14
Washington	670	Energy Efficient Lighting System	Poultry house, Fixture (including LED) replacement with new layout	SqFt	\$0.16
Washington	670	Energy Efficient Lighting System	HU-Poultry house, Fixture (including LED) replacement with new layout	SqFt	\$0.19
Washington	670	Energy Efficient Lighting System	Poultry house, Lamp replacement	SqFt	\$0.06
Washington	670	Energy Efficient Lighting System	HU-Poultry house, Lamp replacement	SqFt	\$0.08
Washington	670	Energy Efficient Lighting System	Specialty agricultural area, waterproof, Fixture (including LED) replacement	SqFt	\$0.83
Washington	670	Energy Efficient Lighting System	HU-Specialty agricultural area, waterproof, Fixture (including LED) replacement	SqFt	\$1.00
Washington	670	Energy Efficient Lighting System	Swine facility, Fixture (including LED) replacement	SqFt	\$0.20
Washington	670	Energy Efficient Lighting System	HU-Swine facility, Fixture (including LED) replacement	SqFt	\$0.23
Washington	672	Energy Efficient Building Envelope	Building Envelope - Attic Insulation	SqFt	\$0.75
Washington	672	Energy Efficient Building Envelope	HU-Building Envelope - Attic Insulation	SqFt	\$0.90
Washington	672	Energy Efficient Building Envelope	Building Envelope - Greenhouse Screens	SqFt	\$2.42
Washington	672	Energy Efficient Building Envelope	HU-Building Envelope - Greenhouse Screens	SqFt	\$2.90
Washington	672	Energy Efficient Building Envelope	Building Envelope - Sealant	Ft	\$1.46

County	Code	Practice	Component	Units	Unit Cost
Washington	672	Energy Efficient Building Envelope	HU-Building Envelope - Sealant	Ft	\$1.75
Washington	672	Energy Efficient Building Envelope	Building Envelope - Wall Insulation	SqFt	\$1.82
Washington	672	Energy Efficient Building Envelope	HU-Building Envelope - Wall Insulation	SqFt	\$2.18
Washington	672	Energy Efficient Building Envelope	Energy Efficient Glazing	SqFt	\$0.34
Washington	672	Energy Efficient Building Envelope	HU-Energy Efficient Glazing	SqFt	\$0.40
Washington	672	Energy Efficient Building Envelope	Greenhouse - Insulate Unglazed Walls	SqFt	\$0.30
Washington	672	Energy Efficient Building Envelope	HU-Greenhouse - Insulate Unglazed Walls	SqFt	\$0.37
Washington	810	Annual Forages for Grazing Systems	Annual forages mix	Ac	\$79.18
Washington	810	Annual Forages for Grazing Systems	HU-Annual forages mix	Ac	\$95.01
Washington	810	Annual Forages for Grazing Systems	Annual forages to Defer Grazing on Rangeland with FI	Ac	\$389.71
Washington	810	Annual Forages for Grazing Systems	HU-Annual forages to Defer Grazing on Rangeland with FI	Ac	\$402.55
Washington	810	Annual Forages for Grazing Systems	Annuals to Facilitate Renovation or Re-establishment	Ac	\$198.92
Washington	810	Annual Forages for Grazing Systems	HU-Annuals to Facilitate Renovation or Re-establishment	Ac	\$238.70
Washington	812	Raised Beds	Framed Raised Bed < 500 sq ft Contamination or Debris Sites only	SqFt	\$5.94
Washington	812	Raised Beds	HU-Framed Raised Bed < 500 sq ft Contamination or Debris Sites only	SqFt	\$7.12
Washington	812	Raised Beds	Framed Raised Bed greater than or equal to 500 sq ft Contamination or Debris Sites only	SqFt	\$3.39
Washington	812	Raised Beds	HU-Framed Raised Bed greater than or equal to 500 sq ft Contamination or Debris Sites only	SqFt	\$4.07
Washington	812	Raised Beds	Framed Raised Bed Small Lot Contamination or Debris Sites only	SqFt	\$11.39
Washington	812	Raised Beds	HU-Framed Raised Bed Small Lot Contamination or Debris Sites only	SqFt	\$13.67
Washington	812	Raised Beds	Unframed Raised Bed field size < 0.10 acres Contamination or Debris Sites only	SqFt	\$4.01
Washington	812	Raised Beds	HU-Unframed Raised Bed field size < 0.10 acres Contamination or Debris Sites only	SqFt	\$4.81
Washington	812	Raised Beds	Unframed Raised Bedfield size < 0.5 acres Contamination or Debris Sites only	SqFt	\$2.77
Washington	812	Raised Beds	HU-Unframed Raised Bedfield size < 0.5 acres Contamination or Debris Sites only	SqFt	\$3.33
Washington	821	Low Tunnel Systems	Low tunnel < 1000 square feet- Year 1	SqFt	\$4.74

County	Code	Practice	Component	Units	Unit Cost
Washington	821	Low Tunnel Systems	HU-Low tunnel < 1000 square feet- Year 1	SqFt	\$5.69
Washington	821	Low Tunnel Systems	Low tunnel 1000-5000 square feet, Year 1	SqFt	\$1.28
Washington	821	Low Tunnel Systems	HU-Low tunnel 1000-5000 square feet, Year 1	SqFt	\$1.54
Washington	821	Low Tunnel Systems	Low tunnel management- Year 2-3	SqFt	\$0.44
Washington	821	Low Tunnel Systems	HU-Low tunnel management- Year 2-3	SqFt	\$0.53
Washington	823	Organic Management	Certified Organic	Ac	\$87.48
Washington	823	Organic Management	HU-Certified Organic	Ac	\$104.97
Washington	823	Organic Management	Complex Crops and Livestock	Ac	\$350.30
Washington	823	Organic Management	HU-Complex Crops and Livestock	Ac	\$420.37
Washington	823	Organic Management	Complex Crops and Livestock FI	Ac	\$561.93
Washington	823	Organic Management	HU-Complex Crops and Livestock FI	Ac	\$631.99
Washington	823	Organic Management	Complex Crops FI	Ac	\$466.35
Washington	823	Organic Management	HU-Complex Crops FI	Ac	\$517.29
Washington	823	Organic Management	Complex Crops Only	Ac	\$254.72
Washington	823	Organic Management	HU-Complex Crops Only	Ac	\$305.67
Washington	823	Organic Management	Irrigated Pasture for Livestock	Ac	\$132.36
Washington	823	Organic Management	HU-Irrigated Pasture for Livestock	Ac	\$158.82
Washington	823	Organic Management	Simple Crops and Livestock	Ac	\$296.13
Washington	823	Organic Management	HU-Simple Crops and Livestock	Ac	\$355.36
Washington	823	Organic Management	Simple Crops and Livestock FI	Ac	\$326.08
Washington	823	Organic Management	HU-Simple Crops and Livestock FI	Ac	\$385.31
Washington	823	Organic Management	Simple Crops Large Acreage	Ac	\$74.25
Washington	823	Organic Management	HU-Simple Crops Large Acreage	Ac	\$89.11
Washington	823	Organic Management	Simple Crops Large Acreage FI	Ac	\$104.20
Washington	823	Organic Management	HU-Simple Crops Large Acreage FI	Ac	\$119.06
Washington	823	Organic Management	Simple Crops Only	Ac	\$221.95
Washington	823	Organic Management	HU-Simple Crops Only	Ac	\$266.34

County	Code	Practice	Component	Units	Unit Cost
Washington	823	Organic Management	Simple Crops Only FI	Ac	\$251.90
Washington	823	Organic Management	HU-Simple Crops Only FI	Ac	\$296.29
Washington	823	Organic Management	Small Scale	Ac	\$1,749.34
Washington	823	Organic Management	HU-Small Scale	Ac	\$2,099.20
Washington	823	Organic Management	Small Scale FI	Ac	\$1,983.59
Washington	823	Organic Management	HU-Small Scale FI	Ac	\$2,333.46
Washington	911	TA Design	TSPR-313 - Buried Concrete Tank	No	\$22,401.93
Washington	911	TA Design	TSPR-313 - Buried Concrete Tank, Greater Than 110,000 Cubic Feet	No	\$12,580.24
Washington	911	TA Design	TSPR-313 - Composted Bedded Pack, Concrete Floor and Walls	No	\$6,563.61
Washington	911	TA Design	TSPR-313 - Composted Bedded Pack, Earthen Floor and Wood Walls	No	\$3,719.38
Washington	911	TA Design	TSPR-313 - Dry Stack with Concrete Floor and Walls	No	\$7,876.33
Washington	911	TA Design	TSPR-313 - Pond	No	\$16,627.80
Washington	911	TA Design	TSPR-367 - Hoop Structure Roof	No	\$5,094.58
Washington	911	TA Design	TSPR-367 - Timber or Steel Sheet Roof	No	\$5,094.58
Washington	911	TA Design	TSPR-441 - SDI (Subsurface Drip Irrigation)	Ac	\$109.39
Washington	911	TA Design	TSPR-520 - Use On-Site Material	CuYd	\$1.36
Washington	911	TA Design	TSPR-521 - Flexible Membrane - Uncovered with liner drainage or venting	No	\$4,156.95
Washington	911	TA Design	TSPR-533 - Livestock, Manure Transfer	No	\$765.75
Washington	911	TA Design	TSPR-632 - Concrete Settling Structure with picket screen outlet	No	\$3,938.16
Washington	911	TA Design	TSPR-632 - Concrete Settling Structure with pipe outlet	No	\$13,236.61
Washington	911	TA Design	TSPR-634 - Gravity flow	Ft	\$5.11
Washington	911	TA Design	TSPR-634 - Pressure flow, less than or equal to 6 inch diameter conduit	Ft	\$2.52
Washington	912	TA Application	TSPR-313 - Buried Concrete Tank	No	\$5,649.18
Washington	912	TA Application	TSPR-313 - Buried Concrete Tank, Greater Than 110,000 Cubic Feet	No	\$3,172.41
Washington	912	TA Application	TSPR-313 - Composted Bedded Pack, Concrete Floor and Walls	No	\$4,375.74
Washington	912	TA Application	TSPR-313 - Composted Bedded Pack, Earthen Floor and Wood Walls	No	\$2,625.44
Washington	912	TA Application	TSPR-313 - Dry Stack with Concrete Floor and Walls	No	\$5,360.28

County	Code	Practice	Component	Units	Unit Cost
Washington	912	TA Application	TSPR-313 - Pond	No	\$5,360.28
Washington	912	TA Application	TSPR-367 - Hoop Structure Roof	No	\$2,498.68
Washington	912	TA Application	TSPR-367 - Timber or Steel Sheet Roof	No	\$1,998.94
Washington	912	TA Application	TSPR-441 - SDI (Subsurface Drip Irrigation)	Ac	\$47.40
Washington	912	TA Application	TSPR-520 - Use On-Site Material	CuYd	\$0.95
Washington	912	TA Application	TSPR-521 - Flexible Membrane - Uncovered with liner drainage or venting	No	\$4,047.56
Washington	912	TA Application	TSPR-632 - Concrete Settling Structure with picket screen outlet	No	\$2,844.23
Washington	912	TA Application	TSPR-632 - Concrete Settling Structure with pipe outlet	No	\$10,939.34
Washington	912	TA Application	TSPR-634 - Gravity flow	Ft	\$2.92
Washington	912	TA Application	TSPR-634 - Pressure flow, less than or equal to 6 inch diameter conduit	Ft	\$0.75
Washington	913	TA Check-Out	TSPR-313 - Buried Concrete Tank	No	\$7,597.18
Washington	913	TA Check-Out	TSPR-313 - Buried Concrete Tank, Greater Than 110,000 Cubic Feet	No	\$4,266.34
Washington	913	TA Check-Out	TSPR-313 - Composted Bedded Pack, Concrete Floor and Walls	No	\$3,500.59
Washington	913	TA Check-Out	TSPR-313 - Composted Bedded Pack, Earthen Floor and Wood Walls	No	\$1,750.30
Washington	913	TA Check-Out	TSPR-313 - Dry Stack with Concrete Floor and Walls	No	\$3,938.16
Washington	913	TA Check-Out	TSPR-313 - Pond	No	\$3,719.38
Washington	913	TA Check-Out	TSPR-367 - Hoop Structure Roof	No	\$829.29
Washington	913	TA Check-Out	TSPR-367 - Timber or Steel Sheet Roof	No	\$829.29
Washington	913	TA Check-Out	TSPR-441 - SDI (Subsurface Drip Irrigation)	Ac	\$16.41
Washington	913	TA Check-Out	TSPR-520 - Use On-Site Material	CuYd	\$0.20
Washington	913	TA Check-Out	TSPR-521 - Flexible Membrane - Uncovered with liner drainage or venting	No	\$437.57
Washington	913	TA Check-Out	TSPR-533 - Livestock, Manure Transfer	No	\$328.18
Washington	913	TA Check-Out	TSPR-632 - Concrete Settling Structure with picket screen outlet	No	\$656.36
Washington	913	TA Check-Out	TSPR-632 - Concrete Settling Structure with pipe outlet	No	\$656.36
Washington	913	TA Check-Out	TSPR-634 - Gravity flow	Ft	\$3.65
Washington	913	TA Check-Out	TSPR-634 - Pressure flow, less than or equal to 6 inch diameter conduit	Ft	\$0.52

**Lower Platte North  
Natural Resources District**

**Soil & Water Conservation Program  
(SWCP)**

**LPNNRD Board Approval 3/10/2025**

# Table of Contents

<b>I. PURPOSE</b>	<b>PG. 3</b>
<b>II. ELIGIBILITY, DISTRIBUTION OF FUNDS</b>	<b>PG. 3</b>
<b>III. APPLICATION REQUIREMENTS</b>	<b>PG. 3</b>
<b>IV. ELIGIBLE HIGH PRIORITY PRACTICES</b>	<b>PG. 3</b>
<b>V. INELIGIBLE PRACTICES</b>	<b>PG. 4</b>
<b>VI. APPLICATION SUBMITTAL, APPROVAL &amp; COMPETITION PERIODS</b>	<b>PG. 5</b>
<b>VII. 2017 PRIORITY AREAS &amp; ELIGIBLE COST SHARE PERCENTAGES</b>	<b>PG. 6</b>
<b>VIII. COST SHARE PERCENTAGE - PRACTICE EXCEPTIONS</b>	<b>PG. 7</b>
<b>IX. MAXIMUM COST SHARE LIMITS</b>	<b>PG. 7</b>
<b>X. AMENDMENTS FOR ADDITIONAL COST SHARE</b>	<b>PG. 8</b>
<b>XI. APPLICATION EXTENSIONS</b>	<b>PG. 8</b>
<b>XII. CONSERVATION PRACTICE DESIGN, STAKING &amp; PERMITS</b>	<b>PG. 8</b>
<b>XIII. SUBMITTING BILLS &amp; PAPERWORK ON COMPLETED WORK</b>	<b>PG. 8</b>
<b>XIV. COST SHARE PAYMENTS</b>	<b>PG. 8</b>
<b>XV. PAYMENT OVERRUNS &amp; REQUESTED REFUNDS</b>	<b>PG. 9</b>
<b><u>ATTACHMENTS:</u></b>	
<b>ATTACH A: SEDIMENT &amp; WATER CONTROL BASINS/DIVERSIONS</b>	<b>PG. 10</b>
<b>ATTACH B: PLANNED GRAZING SYSTEMS</b>	<b>PG. 11</b>
<b>ATTACH C: WATER IMPOUNDMENT &amp; GRADE STAB. STRUCTURES</b>	<b>PG. 12-14</b>
<b>ATTACH D: WINDBREAK RENOVATION PRACTICES</b>	<b>PG. 15</b>
<b>ATTACH E: EMERGENCY REPAIR OF CONSERVATION PRACTICES</b>	<b>PG. 16</b>
<b>ATTACH F: LANDS FOR CONSERVATION PROGRAM</b>	<b>PG. 17</b>

## **LOWER PLATTE NORTH NATURAL RESOURCES DISTRICT POLICY 2024 SOIL & WATER CONSERVATION PROGRAM (SWCP)**

### **I. PURPOSE**

The purpose of this program is to provide guidance for administering federal (eg EPA 319 grants), state (eg NSWCP, Environmental Trust grants) and local cost-share assistance as an incentive to landowners for the construction and application of soil and water conservation practices.

### **II. ELIGIBILITY, DISTRIBUTION OF FUNDS**

- A. Any landowner within the Lower Platte North NRD (LPNNRD), individual, partnership, corporation or other legal entity is eligible to apply for SWCP funds.
- B. Cost-share program funds will be approved and distributed based on the number of high priority applications received each fiscal year (July 1 - June 30).
- C. Funds may be reserved and targeted toward high priority watersheds and projects as determined and approved by the LPNNRD Projects Committee and Board.
- D. Unobligated or unused SWCP funds in priority watersheds may be redistributed to other areas if not used in a timely manner.
- E. The LPNNRD may supplement the Nebraska Soil and Water Conservation Program (NSWCP) state funds with available federal, other state & local funds. The amount of local funds budgeted and available will be decided each year.
- F. Landowners will be expected to apply for available federal EQIP cost-share funding when applicable and available for eligible high priority practices A, C through M, before state and local cost share funding is approved. It is also generally expected to approve available state funding before local funds are considered.
- G. Lands for Conservation (LFC) program is exempt from the payment cap stipulations of the SWCP policy. LFC is only available when funds allow.

### **III. APPLICATION REQUIREMENTS**

- A. Eligible SWCP applicants are to apply at their local NRCS Service Office (also the LPNNRD office if for tree planting or windbreak renovations). Applications with appropriate NRCS comments/recommendations are to be forwarded to the NRD for consideration.
- B. Applications will contain sufficient information to include:
  - 1. Date construction (summer or fall) is expected to be completed.
  - 2. Type of Project to be installed.
  - 3. Whether the proposed project is located in a priority watershed area or if other special conditions exist.
  - 4. An aerial photograph showing the project location.
  - 5. Total estimated cost-share needed for the project.
  - 6. When applying for a small dam or grade stabilization structure, the estimated percent of land treatment draining to the proposed site (Attachment C).

### **IV. ELIGIBLE HIGH PRIORITY PRACTICES**

- A. **Establishment of warm and cool season grass on crop land**
- B. **Small conservation project (terraces, basins, diversion, grass waterways and/or underground outlets) applications.** This priority practice includes newly established

grass waterways and/or replacement grass waterways.

- i. Small projects are only eligible on fields where a complete no-till cropping management system is currently being applied.
- ii. Existing grassed waterway applications must be over 10-years old and part of an approved terrace system or on 100% no-tilled fields)
- iii. Small Projects may involve the construction of a new terrace and/or sediment & water control basins systems or it may include the extension of an existing terrace system with the inclusion of sediment & water control basins (this priority does “NOT” include the replacement of functionally obsolete terrace systems, waterways and sediment & water control basins in excess of 10-years old).
- iv. Small projects do not include practice of installing tile outlets into existing functional terrace outlet systems (refer to priority G).
- v. Small projects will not exceed \$5000.00 in cost incentive request.  
\*For small projects, landowners will not be expected to apply for available federal EQIP cost-share funding for eligible high priority practice B. It will generally be expected to approve available state funding before local funds are considered.

- C. **\*Construction of new terrace systems** (includes replacement of functionally obsolete terrace systems in excess of 20-years old).
- D. **Construction of sediment & water control basins when part of a new terrace system where cost share incentives exceeds \$5,000** (Attachment A).
- E. **Construction of Diversions when part of a new terrace system or dam** (Attachments A & C).
- F. **Planned Grazing Management Systems** (Attachment B)
- G. **\* Installation of Tiled Outlets into Existing Terraces** (includes the storage portion of the terrace).
- H. **Water Impoundment and Grade Stabilization Structures** (Attachment C)
- I. **Tree/Shrub Planting** (Only when NRD stock is provided and planted by the District) For riparian buffer strips, field, acreage and farmstead windbreaks and for wildlife habitat 200- tree/shrub minimum is required for riparian buffer strips, and for field and farmstead windbreaks. A 300-tree/shrub minimum is required for wildlife habitat. An eligible high priority practice under our Soil and Water Conservation Program (SWCP), at 50% cost share assistance on handplanting of 600 or more trees, provided that the cooperators use our tree planting machine. It is further recommended that final approved payments will be subject to LPNNRD inspection. (4/2022)
- J. **Windbreak Renovation** (Attachment D)
- K. **Supplementing EOIP Contracts in Priority Areas**  
When federal EQIP funds are approved in LPNNRD priority areas, the District may approve additional local and/or state cost share not to exceed the established maximum cost share percentage approved for a practice or the specific area.
- L. **Emergency Repair of Conservation Practices** (Attachment E)
- M. **Lands for Conservation (LFC) Program :** (Attachment F) **Any approved EQIP contract that agrees to the terms of the LFC program; summer construction Jun 1 – September 30 of the calendar year.**
- N. **Cover Crop planting:** Eligible district-wide for up to 160 acres per application/landowner.

\***NOTE:** Cost share only applies toward the tile outlet portion of approved terrace systems

to establish a stable outlet. A stable outlet is considered to be on land that has a 2% grade or less. A landowner may choose to install a portion of the outlet without cost share assistance provided that it meets NRCS design standards and specifications.

## **V. INELIGIBLE PRACTICES**

Any application that would allow the installation of terraces on land that has established grass will not be approved without “sodbuster” approval from NRCS.

- A. The LPNNRD will not approve any conservation practice that will encourage the conversion of grassland, including CRP land, to crop land. This includes CRP land in the last year of the contract.
- B. Rebuilding grassed waterways or tile outlets if under 10-years old. Note: Cost share for replacing grass waterways will be considered on a case-by-case basis when over ten (10) years old and part of an approved terrace system or on 100% no-till fields (see IV. M.).
- C. Work that is considered normal maintenance of existing conservation practices.
- D. Rebuilding terraces on existing terrace lines.
- E. Terraces systems on Class VI land or greater.
- F. Sediment removal from small dams or other impoundments and/or from adjacent lands of said structures.
- G. Work started or constructed prior to approval.
- H. Livestock Waste Pits.
- I. The District will not provide cost share for practices on farmland that does not have a certified Nitrogen operator or on irrigated land where the irrigated acres are not certified by LPNNRD.
- J. Any practice on fields that are determined sod-busted by the NRCS.
- K. Repair of damage to conservation practices that is determined to be landowner negligence in performing normal maintenance as outlined in NRCS specifications.

## **VI. APPLICATION SUBMITTAL, APPROVAL & PROJECT COMPLETION PERIODS**

### **A. Summer Construction Applications (For June through September 15 ):**

To insure LPNNRD consideration, **applications for summer construction must be submitted by April 1.** Most generally, the Projects Committee will review, rank and recommend summer application approvals prior to construction season. . However, consideration and approval of summer applications received after **April 1** may occur depending on available funds. All **summer construction projects are to be completed by September 15** and **final paperwork submitted to the LPNNRD office by October 15.** The Projects Committee will review all uncompleted or unpaid applications at the end of each period to determine **if** application extensions and/or cancellations are warranted. **The field must be available for construction by August 1. The area must be planted to a cover crop or a crop preceding or after construction. The crop or cover may be harvested or pastured during the contract period.** Work not **completed by September 15,** may be canceled or receive reduced cost share as determined by the **Projects Committee/Board.**

**NOTE: Cooperators who are approved for incentive payments within special designated watersheds, must follow these same summer construction requirements (refer to the “Lands for Conservation Program” – Attachment F).**

### **B. Fall Construction Applications (September through December project completion):**

To insure LPNNRD consideration, applications for fall construction must be received **by August 1.** Most generally, the Projects Committee will review, rank and recommend fall construction application approvals prior to fall construction season. However, additional approvals for fall work may occur after July/August as funds are available.

**Approved fall applications will be given until December 31 to complete the work.** The Committee will review all unpaid applications at the end of each year to determine application extensions and cancellations.

**C. Grass, Tree Planting, Windbreak Renovation Applications:**

Application periods for grass establishment will be approved based on NRCS seed and seeding specifications. Applications for trees are generally considered for approval just before the spring planting season. For approved Windbreak Renovation applications, tree removal will normally be completed in the summer or fall so the site will be ready before spring tree planting.

**D. Small Dam Application (Attachment C):**

To ensure consideration for approval, the **District will need NRCS/NRD technician recommended applications by December 15.** The Projects Committee will review and prioritize and submit a recommendation for approval at the January Board Meeting.

**E. LPNNRD Signatures on Approved Applications & Related Documents:**

The Manager, Assistant Manager and Projects Coordinator are authorized to sign Board approved SWCP applications, Completion and Document Certifications and other related documents on behalf of the LPNNRD.

**VII. 2025 PRIORITY AREAS & ELIGIBLE COST-SHARE PERCENTAGES**

Priority areas for 2025 listed below are given first consideration for District cost share assistance. Each year, high priority practice applications located in priority areas are reviewed and approved by the Projects Committee and Board for the upcoming program year. The cost-share assistance payment may not exceed a total of the eligible percent for an area when combining all sources of federal, state and local assistance. If there is not enough funding for all applications for all listed priority areas, the Projects Committee may rank areas for approval or approve a lower maximum cost share percent.

	Targeted Areas	Notes
A.	LPNNRD Lands North of the Platte River	Platte, Boone, Madison, Colfax & Dodge Counties. Shell Creek is also in ET & EPA 319 grant area - actual percent depends on priority area and practice as defined in approved grant application).
B.	Lake Wanahoo (Sand/Duck Creek) Watershed	
C.	Czechland Lake Recreation Area Watershed	
D.	Homestead Lake Recreation Area Watershed	
E.	Wahoo Creek Sub-Basins	Dunlap Creek; North Fork Wahoo Creek; Miller Branch Creek. These Wahoo Creek Sub-Basins are designated EQIP NWQI, EPA 319 and Environmental Trust Priority Areas.
F.	Skull Creek Watershed	It is anticipated to alternate this watershed with the Bone Creek Watershed every two years
G.	Watersheds Above All Existing and Planned LPNNRD Flood Control Structures	Non-public structures that are or will be LPNNRD Flood Control Structures operated and maintained by the District
H.	Watersheds Above Proposed or Completed Landowner SWCP Cost Share Dams	That will or have received LPNNRD assistance
I.	Voluntary Compliance of Verified Erosion & Sediment Complaints	District-wide
J.	All High Priority Practice Summer Applications	District-wide (June 1 through September 15 completion)
K.	Tree/Shrub Planting	District-wide
L.	Voluntary Compliance of Verified Erosion & Sediment Complaints	District-wide
M.	All High Priority Practice Summer Applications	District-wide (June 1 through September 15 completion)
N.	Tree/Shrub Planting	District-wide

## VIII. COST SHARE PERCENTAGE - PRACTICE EXCEPTIONS

The maximum cost share percentage for most high priority conservation practices will be 75%; depending on the where the practice is located (**Refer to VII. above**). The exception to this is for the following high priority practices:

- A. **Water Impoundment Dams and Grade Stabilization Structures: 65% - 75%**  
(Attachment C)
- B. **Windbreak Renovation Practice: 50%** (Attachment D)
- C. **Emergency Repair of Conservation Practices: 50%** (Attachment E)

## IX. MAXIMUM COST SHARE LIMITS

### A. **General Maximum Limit:**

A cooperators may receive **up to \$15,000 SWCP funds** within any program year (July 1 - June 30) for most high priority practices unless otherwise specified below.

### B. **Priority Areas with Federal or State Grant Funding:**

Within priority areas (**Wahoo Creek and Shell Creek e.g.**) that are receiving reimbursable federal or state grant funding, the maximum limits may be exceeded to expedite use of those special funds within the specified grant period time line.

### C. **Planned Grazing Systems – Livestock Well Pumping Plants:**

The maximum limit for planned grazing systems is \$12,500, however a maximum cost share limit of \$5,000 will also apply toward the livestock well and well pumping plant components (combined) when part of the approved system (Attachment B).

### D. **Water Impoundment & Grade Stabilization Structures:**

The maximum limit for water impoundment dams and grade stabilization structures is \$15,000 upon NRCS recommendation and Projects Committee/Board approval on a case-by-case basis (Attachment C).

### E. **Windbreak Renovation:**

The maximum limit for windbreak renovation is \$1,000 per landowner per year (Attachment D).

### F. **Emergency Repair of Conservation Practices:**

The maximum limit for emergency repair of conservation practices is \$1,000 per landowner per year (Attachment E).

### G. **2025 Summer Conservation Practices in Non-Priority Areas:**

For 2025, the maximum limit for approved conservation practices in non-priority areas will be \$15,000 per landowner per year.

## X. AMENDMENTS FOR ADDITIONAL COST SHARE

When applications are approved under the maximum limit, additional funds, up to the limit, may be approved if notified by the landowner or technician before construction. LPNNRD staff is authorized to approve an additional \$1,000 above the original approval (up to the maximum limit) if the request is received from the landowner and/or technician prior to construction. Staff will notify the Projects Committee of any staff authorized changes.

## **XI. APPLICATION EXTENSIONS**

Extensions may be granted for inclement weather or for other conditions beyond the landowner's control. All extension requests will be considered by the Projects Committee and Board on a case-by-case basis. No more than one 6-month extension can be approved for the same application.

## **XII. CONSERVATION PRACTICE DESIGN, STAKING & PERMITS**

- A. All conservation measures must be designed and staked by Natural Resources Conservation Service personnel (NRCS), NRD technicians or other NRCS approved technical service providers. All completed conservation work must be according to the NRCS design standards and specifications as outlined in the NRCS Procedures Handbook for LPNNRD.
- B. The landowner is responsible for contacting the NRCS office to secure funds and schedule the layout (design and staking) of the approved work
- C. The landowner is responsible for obtaining all required local, state and federal permits.

## **XIII. SUBMITTING BILLS & PAPERWORK ON COMPLETED WORK**

- A. The landowner is responsible for submitting all bills to the NRCS office. The NRCS will calculate the eligible cost share payment (on NSWCP form # 3) and submit completed and properly signed paperwork to the LPNNRD.
- B. Drawings of the completed practices at to be provided by the NRCS/NRD technician on an aerial photo and submitted with the payment request.

## **XIV. COST SHARE PAYMENTS**

- A. LPNNRD has approved use of NeDNR's 2025 conservation practice payment rates for calculating SWCP contract cost-share payments. Payments will be based on NeDNR's conservation practice payment rates that were in force at the time the application was approved. The cost-share percent may be lowered if summer work is extended into fall.
- B. The LPNNRD calculates and pays cost-share on terraces only by the linear foot, not by the cubic yard.
- C. The cost-share percentages are calculated by multiplying the eligible cost share percentage by the approved cost share practice payment schedule rate or actual cost whichever is less. The cost-share assistance payment may not exceed a total of the eligible percent for an area when combining all sources of federal, state and local assistance.
- D. **Splitting Cost-Share Percentages:** When a field splits two cost-share priority areas, the corresponding eligible cost share percentage will be applied to each portion of the field being treated. When a field splits into a non-priority area, that area will be allowed up to 50% cost share assistance, if the non-priority area is 50% or less of the entire field being treated.
- E. When grant funds are available special conditions aligned with terms of grants will be implemented; in some cases a higher payment percentage rate, or payment cap may be allowed.

## **XV. PAYMENT OVERRUNS AND LANDOWNER REQUESTED REFUNDS**

**A. Payment Overruns:**

Overruns of up to 10 % above the approved project amount may be approved by staff. Overruns above 10% will need Board approval. Payments are not to exceed the maximum cost share limits set for the various practices. Exception to this is when payments are combined with grant funds in priority areas.

**B. Landowner Refunds:**

If an SWCP practice is purposely damaged, removed or destroyed within ten years after completion (25 years for a small dam), the cooperator who received cost share, will be requested to reimburse the District, all or a portion of the SWCP cost share funds, as determined by the Projects Completion (25 years for a small dam), the cooperator who received cost share will be required to reimburse the District all or a prorated portion of the funding assistance, as determined by the Projects Committee and Board.

**SWCP ATTACHMENT A**  
**SEDIMENT & WATER CONTROL BASINS AND DIVERSIONS**

This attachment is to help clarify the use of sediment & water control basins and diversions as an eligible cost-share practice. Basins and diversions are to be used as a part of an approved conservation system according to the NRCS technical guides and field manual.

- A. Sediment & water control basins and diversions may be approved as a high priority practice when in conjunction with terraces or dams.
- B. Basins and diversions will be considered a high priority practice when a part of a terrace system or in conjunction with a 100% no-till system. A 100% no-till system must have the goal of controlling soil erosion to soil replacement levels (“T”). A 100% no-till system is accepted land treatment when ephemeral and gully erosion is controlled, or “T” is met. Basins and/or diversions built separately on a terraced field are not considered a part of the terrace system.
- C. Basins and diversions not part of a terrace system may be considered as a high priority practice on fields where the NRCS or NRD technician determines terraces are not feasible and/or they offer the most practical solution to a problem. This will be determined by the Projects Committee on a case-by-case basis.

## LOWER PLATTE NORTH NRDSWCP ATTACHMENT B PLANNED GRAZING SYSTEM PRACTICE

### I. GENERAL REQUIREMENTS

- A. An applicant must have at least 40 acres of connecting grassland to be developed into at least two grazing cells with planned rest periods in accordance with Natural Resources Conservation Service (NRCS) recommendations.
- B. Applicants must complete a minimum 10-year planned grazing system developed by the NRCS prior to submitting an application.
- C. Applicants are required to sign a 10-year cost-share agreement with the LPNNRD. (Form NSWCP-10)
- D. All approved cost-share items must meet NRCS Standards and Specifications.
- E. Funds for approved practices may be used on CRP lands if such lands are in the last year of the CRP contract.
- F. The amount and type of eligible practices approved for each application will be determined by the overall grazing system plan and the most cost effective alternative available.
- G. Cost-share on eligible practices will be based on the approved cost-share percentage times the approved practice payment schedule cost share rate or 75 percent of the actual cost, whichever is less.

### II. ELIGIBLE PRACTICES

- A. **Cross Fencing:** Only fencing designed to facilitate cell division is eligible for cost-share (Standard 382 specifications). Boundary fences are not eligible for cost-share.
- B. **Livestock Water Dugouts:** Dugouts will be sized by daily animal needs and Nebraska Engineering Handbook Standards.
- C. **Livestock Well Installation:** Livestock wells will be sized to provide a maximum of 15 gallons of water per animal-unit per day within each cell. No cost-share will be available for domestic or irrigation wells. Well test holes are not eligible for cost-share.
- D. **Pumping Plants for Livestock Wells** (As outlined by State NSWCP Guidelines): While a cooperators may receive up to \$12,500 SWCP funds toward completing a Planned Grazing System, a maximum cost share limit of \$5,000 will apply toward the livestock well and well pumping plant component (combined) if part of the approved system.
- E. **Livestock Water Tanks:** Tanks sized according to standard storage requirements in the NRCS Technical Guide, Standard 614, are eligible.
- F. **Livestock Water Pipeline Installation**

**LOWER PLATTE NORTH NRD  
SWCP ATTACHMENT C  
GUIDELINES FOR WATER IMPOUNDMENT (SMALL DAMS) &  
GRADE STABILIZATION STRUCTURES**

**I. PURPOSE**

The purpose of this program is to assist landowners with the construction of water impoundment and grade stabilization structures on their property.

**II. ELIGIBLE PROJECT ITEMS**

A. Eligible Project Costs Include:

1. Construction (Not to include site preparation)
2. Seeding (Structure and emergency spillway)
3. Fencing when required by the NRCS

**III. LAND TREATMENT REQUIREMENT**

To be eligible for cost-share assistance, a minimum of 75% land treatment is required within the watershed above each proposed structure site. To calculate this percentage, non-highly erodible land is considered treated.

**Land Treatment Definition:**

Land treatment is defined as any practice or combination of practices (i.e. terraces, no-till etc.), that control soil erosion rates on highly erodible soils to soil replacement levels or less (Soil replacement level or "T" = 5 tons/acre in the LPNNRD). Any approved NRCS farm plan that treats land to "T" qualifies under this definition (8/2/00 Projects Committee).

**IV. COST-SHARE PERCENTAGE AND MAXIMUM ASSISTANCE**

The cost-share percent for approved applications outside selected priority areas is up to a maximum of 65%. For small dams approved within selected LPNNRD priority areas, the cost-share rate is up to a maximum of 75%. Eligible assistance will be based on the eligible cost-share percent times the county average costs or 75% of actual costs whichever is less. The maximum cost-share limit will be \$15,000 upon NRCS recommendation and Projects Committee approval on a case-by-case basis (see Special conditions below).

**Special conditions:** The Board may approve a higher cost-share percentage and increase the maximum assistance if an application site is above an LPNNRD recreation area, within a targeted watershed or when other special conditions exist. The Board may also approve a lower cost-share percent and decrease the maximum assistance for structure sites of lower priority. **Special** conditions will be evaluated by the Board on a case-by-case basis.

**V. PRIORITY AREAS**

Priority-areas for small dams and grade stabilization structures include the following watersheds:

- A. Sand & Duck Creek
- B. Upper Wahoo Creek\*

- C. Skull Creek
- D. Shell Creek\* (Additional grant funding available)
- E. Bone Creek
- F. Watersheds above Pubic Recreation Structures (e.g. Czechland Lake, Homestead Lake, Lake Wanahoo)
- G. Above all existing LPNNRD Operated and Maintained Watershed Structures.

**VI. APPLICATION ELIGIBILITY AND SIGN-UP**

- A. Any landowner within the Lower Platte North NRD who is an individual, a partnership, a corporation or other legal entity.
- B. Applications may be submitted any time during the year; however, only NRCS inspected and recommended applications received by December 15, will ensure consideration for the following construction year. Unapproved applications will expire on May 1 of each year, requiring a new landowner application for future consideration. The Projects Committee will review, prioritize and submit a recommendation for approval at the January Board Meeting.
- C. The applicant shall apply at the county NRCS office on forms provided by the LPNNRD. An aerial photo showing the proposed project location must accompany the application. The application must be signed by the applicant and sent to the LPNNRD before December 15 of each year to insure consideration for the immediate year's construction.
- D. At the time of application, the NRCS will be requested to provide an estimate of drainage acres, percentage of land treatment present, quantities and costs for the project.

**VII. APPLICATION EVALUATION AND TENTATIVE APPROVAL**

- A. Application sites will be inspected by LPNNRD and NRCS representatives to evaluate feasibility, benefits and cost. Benefits to be evaluated will include but not be limited to: flood control, grade control, erosion and sediment control, wildlife habitat enhancement, livestock water, and protection to public roads and property.
- B. The Projects Committee will most generally review, prioritize, and make recommendations on applications at their January meeting.
- C. The NRD Board of Directors will generally approve, reject, or table each request at the January Board Meeting.
- D. After receiving LPNNRD approval, the applicant will be required to submit a \$500 deposit to the NRD before a survey or design is started. The deposit will be returned to the applicant after project completion. If the deposit is not received by February 1, the application will be canceled. If the applicant withdraws from the project after the design has been complete, the deposit will be retained by the LPNNRD unless conditions in XII. B. apply.
- E. In February of each year, the Natural Resources Conservation Service will be requested to proceed with survey and design of approved projects.
- F. After receiving LPNNRD approval, the applicant will be given two years to obtain necessary permits, complete the structure and submit all required paperwork. If the project is delayed due to adverse weather conditions, or other conditions beyond the

applicant's control, an extension may be granted by the LPNNRD Board of Directors. Extensions will be considered by the LPNNRD Board on a case-by-case basis.

### **VIII. LAND RIGHTS, AGREEMENTS AND PERMITS**

- A. The applicant is responsible for obtaining any required easements and any required federal, state and local (i.e. NDNR, Army COE, and County Zoning) permits.
- B. The applicant is responsible for the relocation or modification of water lines, power lines and telephone lines and pay the costs involved.
- C. The applicant will be required to enter into a 25-year cost-share agreement with the LPNNRD. This agreement states that the applicant will refund cost-share funds if the project is removed, altered, or modified without the consent of the LPNNRD.

### **IX. STRUCTURE DESIGN AND CONSTRUCTION**

- A. The NRCS will be requested to survey, design, and supervise all structures approved by the LPNNRD Board.
- B. Construction will not commence until formal notice to proceed is given by the LPNNRD. This notice will be given after NRD Board approval, and after receiving the applicant's deposit and signed cost-share agreement.

### **X. FINAL APPROVAL AND PAYMENT**

- A. Final Approval and Payment will occur when:
  - 1. The project is completed and certified by the NRCS/NRD technician to meet all NRCS standards and specifications.
  - 2. The completed application form NSWCP-3 is signed and returned to the LPNNRD with a copy of all project bills.

### **XI. OPERATION AND MAINTENANCE**

The landowner is responsible for all operation and maintenance after project construction.

### **XII. SMALL DAM DEPOSIT REQUIREMENT & REIMBURSEMENT**

- A. The applicant will be required to submit a \$500 deposit to the NRD before a survey or design is started. The deposit will be returned to the applicant after NRCS approves the completed project and all paperwork is submitted and approved by the District. If the deposit is not received by February 1, the application will be canceled. If the applicant withdraws from the project after the design has been complete, the deposit will be retained by the LPNNRD unless conditions in B. apply.
- B. If a landowner does not proceed with the small dam project because the final cost estimate is 40% or more over the original project estimate, the LPNNRD will return the \$500 deposit based on financial hardship. All other conditions will be reviewed by the Projects Committee on a case-by-case basis.

**LOWER PLATTE NORTH NRD  
SWCP ATTACHMENT D  
WINDBREAK RENOVATION PRACTICE**

**I. PURPOSE**

To provide for the restoration of farmstead, acreage or field windbreaks that have been rendered substantially ineffective due to the death of trees or other windbreak plantings as a result of weather, disease, or other natural causes.

**II. PLAN REQUIREMENT**

A windbreak renovation plan is to be based on a plan reviewed and approved by a forester of the Nebraska Forest Service. The forester is to certify that the windbreak has lost its effectiveness, should be renovated and that they approve the plan of renovation.

**III. SITE PREPARATION**

Tree removal off the site is required to be accomplished in late fall/early winter at least before the planting occurs the following spring. The only area that is replanted with a new windbreak receives cost share for removal costs. Tree removal work should not be initiated until the application is approved by the Lower Platte North NRD and the landowner agrees to replant the windbreak in the same area.

**IV. COST SHARE RATE AND MAXIMUM ASSISTANCE**

The windbreak renovation cost-share payment will not be based on a cost greater than the county average unit cost adopted by the USDA-FSA. The renovation practice is not to include the replanting of the windbreak because of different cost-share percentage rates. The windbreak planting cost-share will be separate. The Lower Platte North NRD will cost share at a 50% rate, up to \$1,000.

Tree planting cost-share is eligible for riparian buffers, farmsteads, acreages, field and livestock protection windbreaks. Windbreaks must contain 200 or more trees and shrubs which are purchased through and planted by the NRD. When the planting is strictly for wildlife habitat, a minimum of 300 trees/shrubs purchased and planted by the NRD is required.

**LOWER PLATTE NORTH NRD  
SWCP ATTACHMENT E  
FOR EMERGENCY REPAIR OF CONSERVATION PRACTICES**

**I. PURPOSE**

On occasion, the LPNNRD Board of Directors may approve local SWCP funds for the Repair of conservation practices damaged from intense rainstorms. The decision for approving emergency repair funds will be considered annually, with the location and total amount of available funds dependent on the severity of storm damage to conservation practices in designated areas in the District. When approved by the Board, Emergency repair funds will be allocated in the following manner:

- A. The LPNNRD Board will consider approval of the amount and eligible area for emergency repair funds, with a recommendation from the Projects Committee. Typically, this will occur on or prior to the LPNNRD September Board Meeting.
- B. Only eligible Conservation Practices, two years old and newer that were originally built to NRCS design specifications, will be eligible for cost-share assistance.
- C. The committee will consider approval of emergency repair assistance only when it is determined by an NRCS technician that the damage was not due to landowner negligence in performing normal maintenance as outlined in NRCS O&M specifications.
- D. To be eligible for emergency repair funds, the landowner must be following an approved NRCS farm plan.
- E. Prior to LPNNRD approval, applications will receive recommendations from LPNNRD and NRCS staff. The LPNNRD Projects Committee will prioritize application practices and areas.
- F. Eligible assistance will be 50% of the approved amount up to a maximum of \$1,000 per landowner per program period.



February 2025



# Platte Township – West Fremont Flood Risk Assessment

## Dodge County, NE

JEO PROJECT NUMBER: 201901.00

FEMA PROJECT NUMBER: EMK-2020-BR-013-0015

Prepared By:  
Kevin Kruse, P.E.  
E: [kkruise@jeo.com](mailto:kkruise@jeo.com)  
P: 402.435.3080



# Table of Contents

## LIST OF PREPARERS

---

### JEO Consulting Group, Inc.

Kevin Kruse, P.E.

Project Manager  
Coordinating Professional

Patrick Hartman, P.E.

Benefit Cost Analysis

Justin Stine, P.E.

Technical Review

Chris Shultz, P.E.

Technical Review

Kristen Ohnoutka

Community Engagement

John Callen, P.E.

Alternative Analysis  
Nonstructural Mitigation Evaluation

Colleen Ocken, E.I.

Hydrology and Hydraulic Analysis  
Alternative Analysis

Ross Lawrence, P.E.

Conceptual Design on Alternatives

### Behm Hazard Mitigation LLC

Randal L Behm, P.E.

Nonstructural Mitigation Evaluation

### Dodge County, Nebraska

Tom Smith

E: emergencymanagement@dodgecountyne.gc

Emergency Manager

### City of Fremont

Jody Sanders

E: Jody.Sanders@fremontne.gov

City Administrator

Jennifer Dam

E: jennifer.dam@fremontne.gov

Director of Planning

### Lower Platte North Natural Resources District

Ryan Chapman

E: rchapman@lpnrd.org

Assistant Manager

# Table of Contents

TABLE OF FIGURES	V
TABLE OF TABLES	VI
BACKGROUND AND PURPOSE OF ASSESSMENT	1
ASSESSMENT AREA DESCRIPTION	2
<b>Geographic Summary</b>	<b>4</b>
<b>Other Relevant Area Studies and Plans</b>	<b>7</b>
Fremont Levee Evaluation	7
Emergency Action Plan	7
Comprehensive Plan	7
Lower Platte North Hazard Mitigation Plan (HMP)	7
HMP Parcel Assessment	8
USACE Platte River Fremont, NE Section 205	9
Rawhide Creek WFPO	9
Development of an Application-Ready Mitigation Project in East Fremont Elkhorn Township (East Fremont)	10
<b>Demographics and Social Vulnerability</b>	<b>12</b>
RISK ASSESSMENT	14
<b>Existing Floodplain</b>	<b>14</b>
<b>Sources of Flooding &amp; Flood History</b>	<b>14</b>
<b>Flood Risk Data for Existing and Future Development</b>	<b>16</b>
<b>Existing Structural Measures</b>	<b>16</b>
Fremont, Farmland, and Railroad Levee	16
Fremont Cutoff Ditch and Embankment	16
Other Embankments	17
HYDROLOGIC AND HYDRAULIC ANALYSIS	19
<b>Hydrologic Approach</b>	<b>19</b>
<b>Hydraulic Approach</b>	<b>20</b>
Existing Conditions Flood Risk Assessment	25

# Table of Contents

<b>FLOOD RISK REDUCTION ALTERNATIVES</b>	<b>34</b>
<b>Alternative Identification</b>	<b>34</b>
<b>Alternative Screening</b>	<b>35</b>
Structural Alternative Screening	35
Nonstructural Risk Assessment and Alternative Screening	44
<b>Recommendations</b>	<b>54</b>
Structural Recommendations	54
Nonstructural Mitigation Recommendations	55
Phasing Recommendation	57
<b>PREFERRED ALTERNATIVE DEVELOPMENT</b>	<b>58</b>
Pilot Program assessment	58
Recommended Potential Ordinance and Program Improvements	58
<b>IMPLEMENTATION OF PREFERRED ALTERNATIVE</b>	<b>60</b>
<b>APPENDIX A – RAWHIDE CREEK WFPO HYDROLOGY AND HYDRAULICS TECHNICAL MEMORANDUMS</b>	
<b>APPENDIX B – LOWER PLATTE RIVER FLOOD FREQUENCY UPDATED</b>	
<b>APPENDIX C – MODEL RESULT MAPS</b>	
<b>APPENDIX D – PRELIMINARY COST OPINIONS FOR STRUCTURAL ALTERNATIVES</b>	

# Table of Contents

## TABLE OF FIGURES

---

<b>Figure 1: Platte Township Overview</b>	<b>3</b>
<b>Figure 2: Platte Township Topography and Features</b>	<b>5</b>
<b>Figure 3: Platte Township Land Use</b>	<b>6</b>
<b>Figure 4: Other Area Studies and Plans Locations</b>	<b>11</b>
<b>Figure 5: Disadvantaged Communities Identification.</b>	<b>13</b>
<b>Figure 6: Platte Township Effective Floodplain Mapping</b>	<b>15</b>
<b>Figure 7: 1896/99 USGS Topographic Map</b>	<b>18</b>
<b>Figure 8: 2021 USGS Topographic Map</b>	<b>18</b>
<b>Figure 9: Platte Township Hydraulic Model Terrain Modifications</b>	<b>22</b>
<b>Figure 10: Platte Township Hydraulic Model Setup</b>	<b>23</b>
<b>Figure 11: Platte Township Hydraulic Model Setup Detailed View</b>	<b>24</b>
<b>Figure 12: Platte Township Existing Depth Conditions</b>	<b>30</b>
<b>Figure 13: Platte Township Existing Conditions Inundation Boundaries</b>	<b>31</b>
<b>Figure 14: Platte Township Existing Velocity Conditions</b>	<b>32</b>
<b>Figure 15: Platte Township Existing Depth X Velocity Conditions</b>	<b>33</b>
<b>Figure 16: Platte Township Structural Alternatives</b>	<b>43</b>
<b>Figure 17: Nonstructural Assessment Overview</b>	<b>45</b>
<b>Figure 18: FEMA Homeowners Guide to Retrofitting</b>	<b>49</b>

# Table of Contents

## TABLE OF TABLES

---

<b>Table 1: Rainfall Depths</b>	<b>19</b>
<b>Table 2: Platte River Peak Discharge-Frequency at North Bend</b>	<b>20</b>
<b>Table 3: Joint Probability of Coincident Flood Events</b>	<b>21</b>
<b>Table 4: Number of Structures Impacted by Flood Event.</b>	<b>25</b>
<b>Table 5: Existing Conditions Depths at Key Locations</b>	<b>28</b>
<b>Table 6: Existing Conditions Velocities at Key Locations</b>	<b>29</b>
<b>Table 7: Summary of Alternatives</b>	<b>34</b>
<b>Table 8: Nonstructural Mitigation Criteria</b>	<b>47</b>
<b>Table 9: Comprehensive Nonstructural Mitigation Program</b>	<b>55</b>
<b>Table 10: Recommended Phasing</b>	<b>57</b>

## BACKGROUND AND PURPOSE OF ASSESSMENT

---

Dodge County (County) in partnership with the City of Fremont (City) and the Lower Platte North Natural Resources District (LPNNRD) were awarded Federal Emergency Management Agency (FEMA) Hazard Mitigation Grant Program (HMGP) funds with a scoping grant to address the widespread flooding concerns within the Platte Township (EMK-2020-BR-013-0015 West Fremont Scoping). The partnership of the County, City, and LPNNRD is part of their cooperation through the Joint Water Management Advisory Board (JWMAB), founded after the March 2019 flooding event, which strives to promote partnership to address flood risk concerns within Dodge County.

The FEMA Hazard Mitigation Grant Program (HMGP) allows for the use of Building Resilient Infrastructure and Communities (BRIC) Project Scoping funds to obtain data to identify flood risk, develop mitigation strategies, and prioritize flood risk reduction actions for the creation of a HMGP application. Activities that can be part of the BRIC Project Scoping process include gathering data to support flood risk identification, studying complex drainage and flooding systems, developing flood risk reduction projects, assessing feasibility, prioritizing and scoping projects, and developing project design for the purposes of a construction grant application and project implementation.

The purpose of this Platte Township - West Fremont Scoping effort (Assessment) is to quantify flooding risk within the Township, develop project alternatives to reduce flooding risk, and select a preferred alternative for the development of a FEMA HMGP application. Additionally, non-FEMA funding options will be discussed below in the Non-HMGP Funding Program.

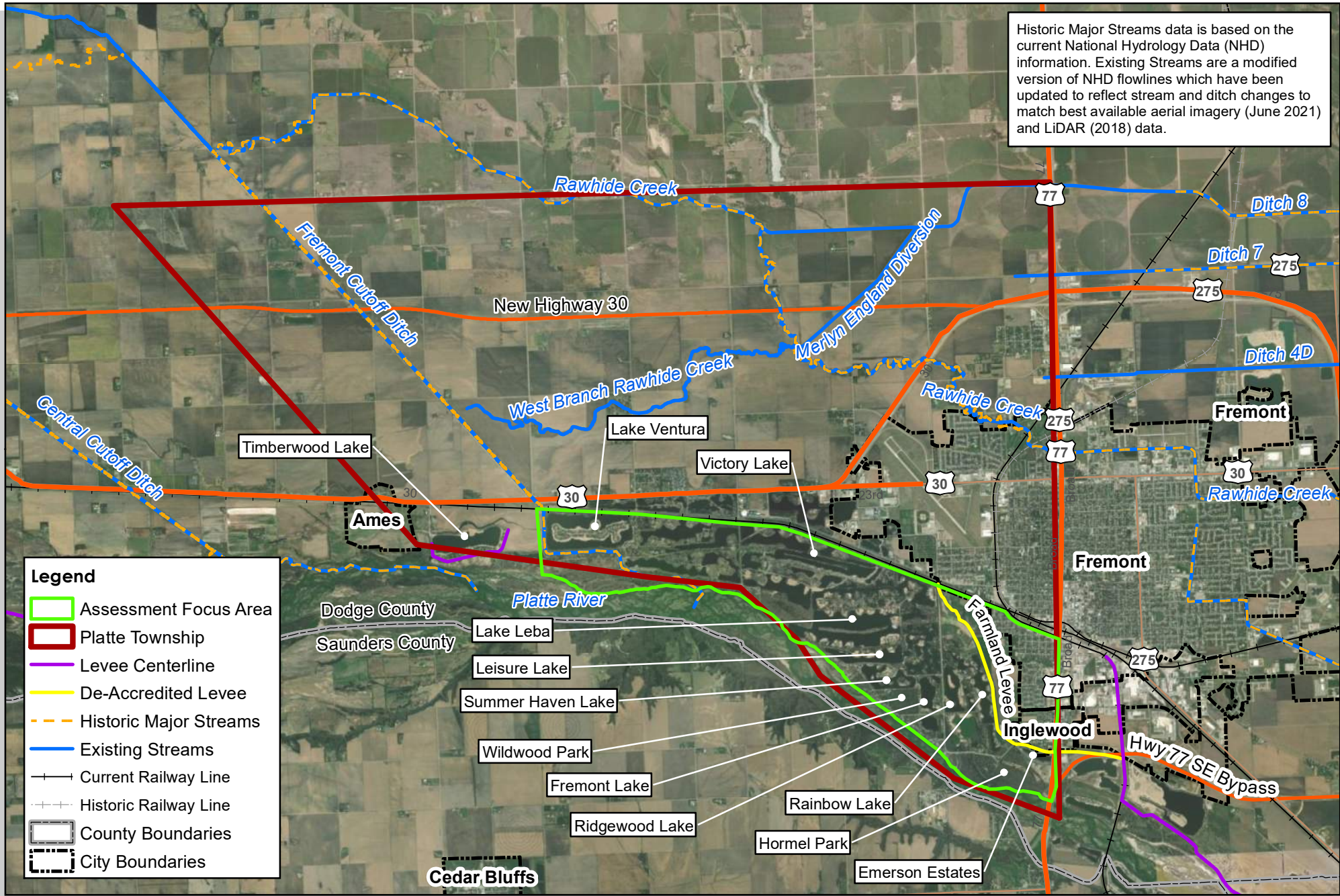
## ASSESSMENT AREA DESCRIPTION

---

The Dodge County Platte Township Flood Risk Assessment Area is defined by the boundary of the Platte Township (Township). The project area is located within the southeastern portion of the Rawhide Creek watershed, focusing on the area south of Ditch 7 and west of Highway 77 until the Dodge County line to the south and to approximately Ames on the west. The study area contains the majority of the sandpit lakes southwest of Fremont, Nebraska along with Fremont's industrial area and Inglewood, Nebraska. See Figure 1.

The Assessment area was further focused on the sandpit lakes region and the Fremont, Farmland, and Railroad Levee. This area of focus was selected through discussion with the project partners and stakeholders due to the past frequent damages to this area and the lack of recent study of the risks for this area. By focusing on this area, overlapping of benefits with the Rawhide Creek Watershed and Flood Prevention Operations (WFPO) project is avoided while improving the understanding of the risks posed by the Platte River to this area.

Historic Major Streams data is based on the current National Hydrology Data (NHD) information. Existing Streams are a modified version of NHD flowlines which have been updated to reflect stream and ditch changes to match best available aerial imagery (June 2021) and LiDAR (2018) data.



**Legend**

- Assessment Focus Area
- Platte Township
- Levee Centerline
- De-Accredited Levee
- Historic Major Streams
- Existing Streams
- Current Railway Line
- Historic Railway Line
- County Boundaries
- City Boundaries

# Figure 1: Project Area Overview

## Platte Township Flood Risk Assessment

Created By: CEO  
 Date: 12/1/2023  
 Software: ArcGIS 10.8.1

This map was prepared using information from record drawings supplied by JEO and/or other applicable city, county, federal, or public or private entities. JEO does not guarantee the accuracy of this map or the information used to prepare this map. This is not a scaled plot.

0 0.5 1 Miles

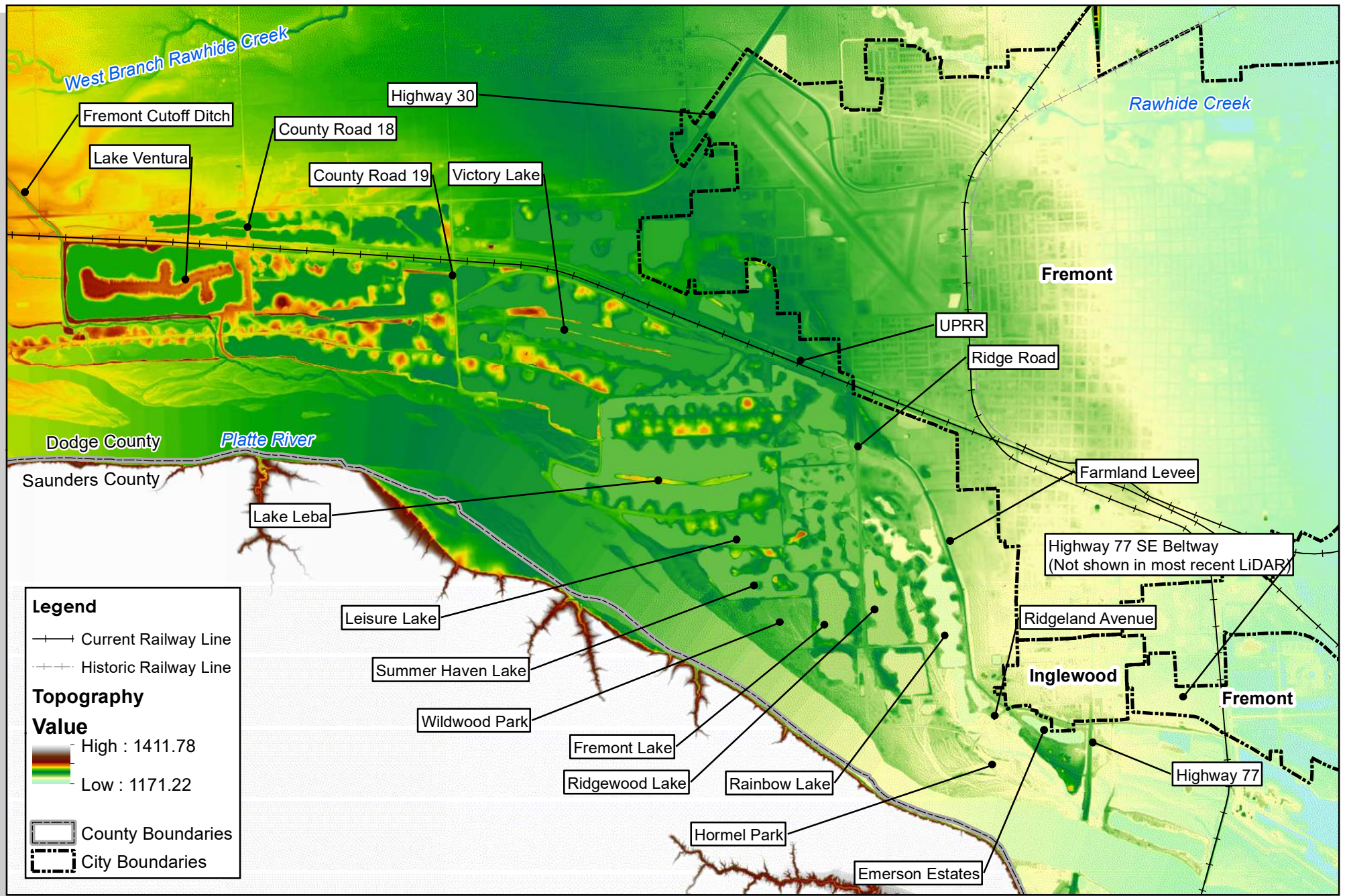
**JEO**  
 JEO CONSULTING GROUP INC.

## Geographic Summary

Platte Township is located along the north bank of the Platte River, just west of Fremont, Nebraska. This area is very flat and is separated from the river by a series of man-made berms around most of the lakes and the Fremont, Farmland, and Railroad Levee around the portion of Fremont which is south of the Union Pacific Railroad (UPRR) and Inglewood. The UPRR runs through the project area east to west along the north of the sandpit lake communities, approximately 0.5-mile to 1.5-miles north of the Platte River. There are approximately 10 man-made sand pit lakes within the project area. Additionally, along most of the western border of Platte Township is the Fremont Cutoff Ditch and Cutoff Road embankment. Finally, there are three highway embankments within the project area, old Highway 30 which lies north of and parallel to the UPRR tracks, the new Highway 30 which lies along the north edge of the Township, and Highway 77 which lies along the east edge of the Township. Figure 2 shows the topography and its major features.

Soil characteristics such as surface texture, infiltration rates, and slope directly influence the amount of water that infiltrates to groundwater or runs off the landscape, as well as the suitability of a region for land uses such as agriculture. These details were considered in detail during the hydrologic analysis for the Rawhide Creek watershed as part of the Rawhide WFPO. Findings from that analysis showed that, overall, precipitation is more likely to run off the landscape than it is to infiltrate into soils in the watershed. No separate analysis was performed for this Assessment focus area. Appendix A describes the Rawhide Creek watersheds soil characteristics.

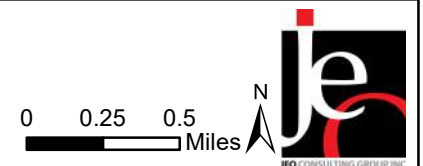
The majority of existing land use within the focus area is Park Open Space and Residential. The area behind the Farmland levee consists of mostly residential and Industrial areas, with some Commercial and Park Open Space areas and one Elementary school indicated by the Public/Semi Public land use on the west side of Highway 77. The land use of the assessment area can be seen in Figure 3.

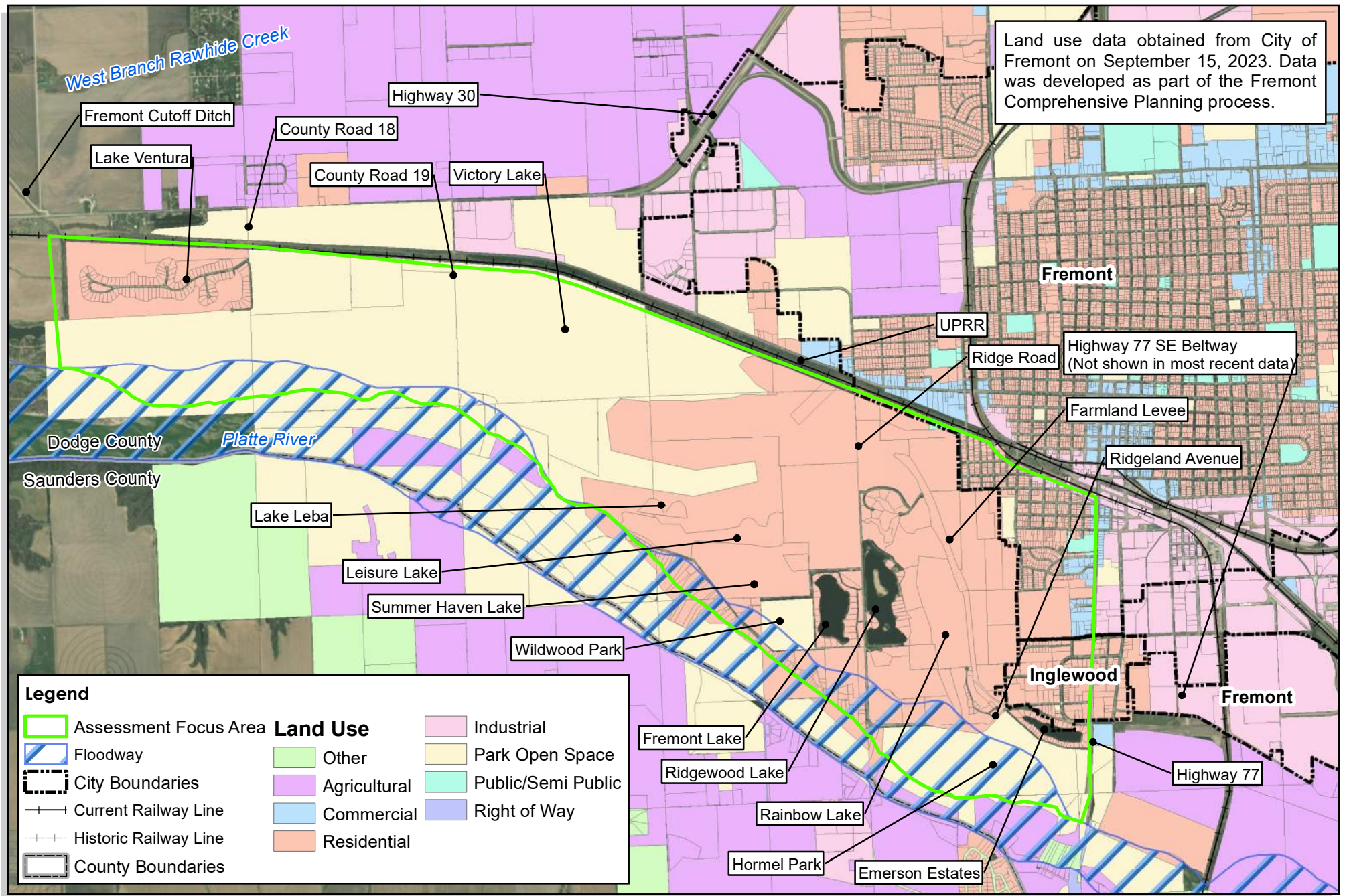


Created By: CEO  
 Date: 12/1/2023  
 Software: ArcGIS 10.8.1

This map was prepared using information from record drawings supplied by JEO and/or other applicable city, county, federal, or public or private entities. JEO does not guarantee the accuracy of this map or the information used to prepare this map. This is not a scaled plot.

**Figure 2: Topography**  
 Platte Township Flood Risk Assessment



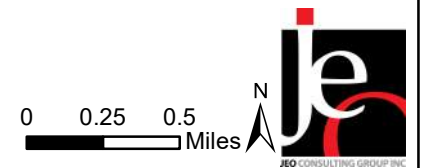


# Figure 3: Existing Land Use

## Platte Township Flood Risk Assessment

Created By: CEO  
 Date: 12/1/2023  
 Software: ArcGIS 10.8.1

This map was prepared using information from record drawings supplied by JEO and/or other applicable city, county, federal, or public or private entities. JEO does not guarantee the accuracy of this map or the information used to prepare this map. This is not a scaled plot.



## Other Relevant Area Studies and Plans

### FREMONT LEVEE EVALUATION

The Fremont Levee Evaluation was performed by JEO Consulting Group, Inc (JEO) in response to the 2019 flood. The purpose of the study was to evaluate the condition of the existing Fremont, Farmland, and Railroad Levee, develop recommendations for the permanent repair of the breaches that occurred in 2019, and outline recommendations to improve the levee system to become eligible for enrollment in the U.S. Army Corps of Engineers (USACE) Public Law (PL) 84-99 program. The Fremont Levee Evaluation was completed in July of 2020. Design, permitting, and construction of repairs to the breaches sustained in 2019 were completed in April 2022. The City of Fremont has completed significant tree clearing and other maintenance activities within the levee corridor. Additional levee improvements and right-of-way acquisitions are ongoing.

### EMERGENCY ACTION PLAN

A flooding Emergency Action Plan (EAP) for the City of Fremont including Platte Township was recently developed by the USACE and adopted in 2023 by the City of Fremont. After the flood of 2019, a committee was formed to document procedures, lessons learned, and information vital to the next flood event. The committee followed the National Incident Management System, recognizing that a flood response is the responsibility of the local community with County, State, and Federal resources to be requested as needed. The purpose of this plan is to describe the procedures to be used in the event of a flood. This includes a description of the flood personnel organization, available resources such as mutual aid agreements, and specific tasks to be accomplished to combat rising river levels. This is intended to be a living document, revisited annually to ensure it remains current. This plan is considered a supplement to the Local Emergency Operations Plan.

### COMPREHENSIVE PLAN

The Comprehensive Plan for the City of Fremont, Nebraska is a long-term guide for the growth, improvement, development, and redevelopment within the city and its planning area. The City has relatively few undeveloped areas within its current city limits, however it does have zoning, subdivision, and building permit authority within a 2-mile extra-territorial jurisdiction around the City. The Fremont Comprehensive Plan addresses how the city will continue to grow, how residents will travel, how the economy will continue to prosper, and how neighborhoods can enhance residents' quality of life. For the Platte Township region, in general the plan identifies focusing on maintaining existing conditions or considering re-development where appropriate and exploring flood mitigation opportunities rather than pursuing new development.

### LOWER PLATTE NORTH HAZARD MITIGATION PLAN (HMP)

The Lower Platte North HMP was developed in compliance with the requirements of the Disaster Mitigation Act of 2000 (DMA 2000). Hazard mitigation planning is a process in which natural and human-caused hazards are evaluated; at-risk facilities and vulnerable people are assessed for threats and potential vulnerabilities; and strategies and mitigation measures are identified. Hazard mitigation planning increases the ability to effectively function in the face of

natural and human-caused disasters. The goal of the process is to reduce risk and vulnerability of hazard events to people, property, and infrastructure.

The potential for disaster losses and the probability of occurrence of natural and human-caused hazards present a significant concern for LPNNRD. The driving motivation behind the development of the hazard mitigation plan is to reduce vulnerability and the likelihood of impacts to the health, safety, and welfare of the planning area. To this end, the Planning Team reviewed and approved goals which helped guide the process of identifying both broad-based and specific mitigation strategies and projects that will, if implemented, reduce their vulnerability and help build stronger, more resilient communities. The City of Fremont and Dodge County are participating communities in the HMP and accordingly have a participant specific section in the plan.

### HMP PARCEL ASSESSMENT

As part of the HMP effort, additional funding was requested and allocated through the FEMA Pre-Disaster Mitigation Grant (PDM) program to provide the opportunity for participating communities to complete additional risk assessments for select floodprone properties within interested communities. The City of Fremont cost-shared this funding with the NRD to conduct targeted risk assessments for floodprone areas in their community and their community's Extraterritorial Jurisdiction (ETJ) as shown on the effective Federal Emergency Management Agency (FEMA) Flood Insurance Rate Map (FIRM). In support of risk assessment objectives of the HMP update and considering the significant impacts of the March 2019 flood event, an in-depth review of selected properties was completed for the purposes of identifying flood risk and flood insurance premium reduction strategies for individual properties at risk of flooding from the Platte River and Elkhorn River. Properties were selected based on several factors with a primary focus on areas impacted by flooding in 2019 that also expressed interest in flood mitigation at that time. Because this assessment was done before widespread availability of any updated flood modeling for the region and was potentially going to be used for HMGP grant purposes, the flood risk assessment was completed using the current effective FIRM. The assessment was completed in May 2020.

The overall purpose of the assessment and resulting plan was to identify and prioritize flood risk reduction alternatives on a property-by-property basis for selected structures in the Special Flood Hazard Area (SFHA). The plan also identifies programmatic actions that can be taken by the community to reduce flood risks and flood insurance costs for all property owners with floodprone property. Ultimately, the assessment and resulting mitigation actions can be used to both reduce flood damage impacts of future flood events and reduce flood insurance costs for both individual homeowners and the community in general. Flood insurance costs can be improved by modifying flood risk to individual buildings and through a possible improvement in the City's NFIP Community Rating System (CRS) rating. Findings of the assessment, in conjunction with other ongoing mitigation actions, can be used by Fremont as a planning tool in coordination with other studies to prioritize flood risk reduction actions within their community. The results of the assessment and relative flooding risk information can also be used as a public engagement tool by the City to convey relative flood risk information to community residents.

## USACE PLATTE RIVER FREMONT, NE SECTION 205

The USACE performed a Section 205 Flood Risk Management Feasibility Study for the Platte River at Fremont, Nebraska. The most recent draft report was released in April 2022. A final report has not been released. This study considered structural and nonstructural/programmatic measures. Structural options included recommendations such as upstream diversion, levees/floodwalls, channelization, bridge removal/replacement, ice jam control and upstream dams. Nonstructural/programmatic options included: flood warning systems, dry floodproofing, wet floodproofing, elevations, filling in basements, and acquisitions/relocations. The recommended alternative of this study was to implement a nonstructural plan which would focus on flood mitigation to the structures within the floodplain. Defining the target area for mitigation started with buildings within the 100-year floodplain. However, for cost-benefit reasons, the recommended plan focuses on buildings within the 25-year floodplain. The plan focuses on buildings that are in a mixture of locations, including behind the Fremont Levee because the levee is non-accredited, and a few in Platte Township that are not in the floodway. USACE did not include any floodway properties in the recommended plan because they did not include acquisition as a recommended alternative, and policy precludes funding mitigation actions other than acquisition for floodway properties. Primary recommended mitigation actions were elevation, dry floodproofing, and wet floodproofing. The 1D HEC-RAS model developed as part of this study was obtained from the USACE and has been used to inform the modeling of the Platte River for this Assessment as described in the Hydraulic Approach Section.

## RAWHIDE CREEK WFPO

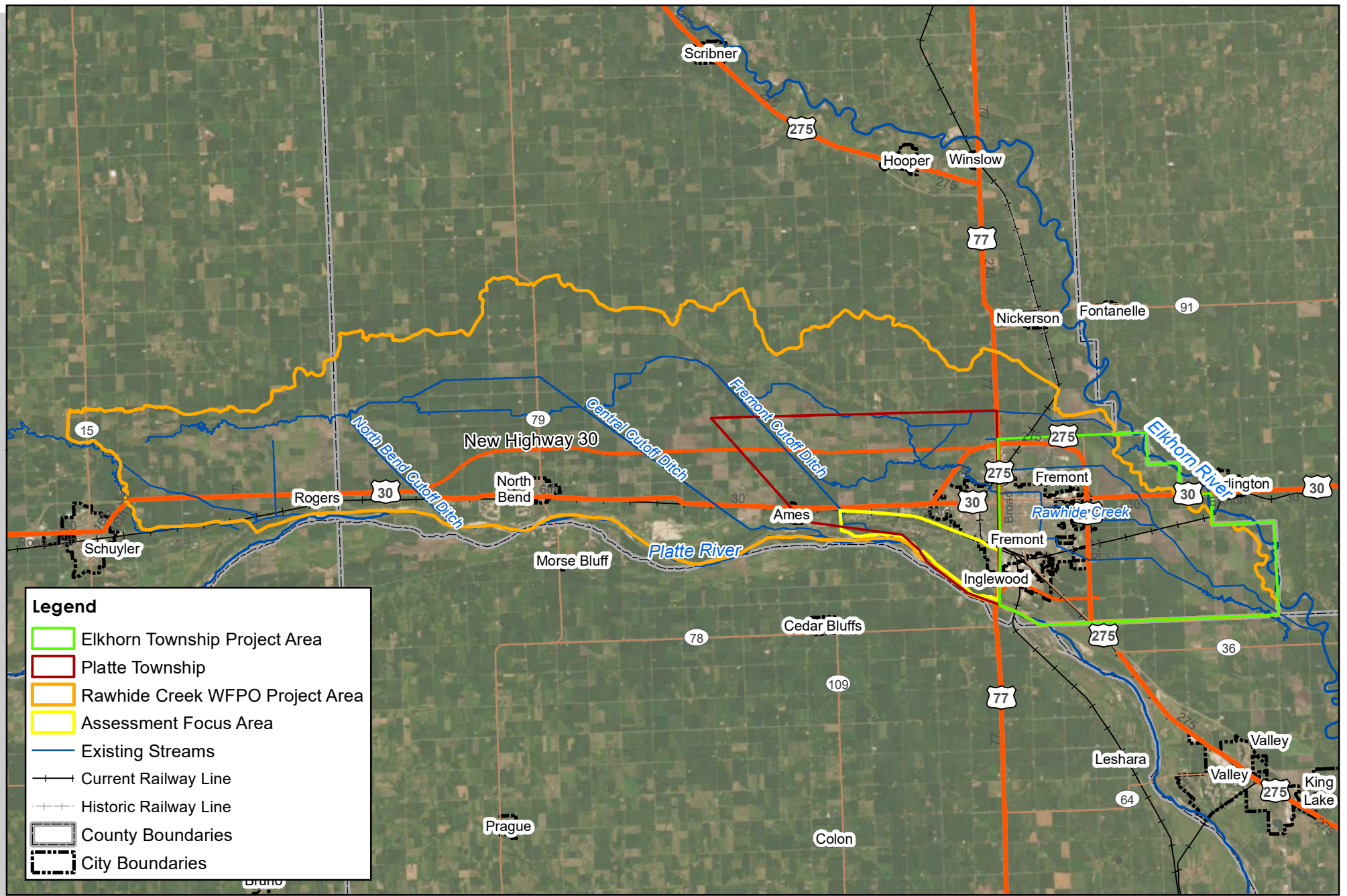
In parallel with this Assessment, a planning process is underway for the entire Rawhide Creek Watershed. The Rawhide Creek Watershed is currently being studied by JEO as part of the NRCS Watershed and Flood Prevention Operations (WFPO) Program. This study focused on building an understanding of how the multiple sources of major flood risk for the watershed impact the region (Rawhide Creek, Platte River, Elkhorn River, and Shell Creek), determining the frequency and impact of flooding, and understanding the implications of the coincident flooding risk for various locations and scenarios. The Rawhide Creek WFPO project is ongoing at the time of this report, though preliminary alternatives are generally focused on preventing water from entering the City of Fremont due to Rawhide Creek flooding. While the projects are being coordinated in terms of comprehensiveness of flood risk reduction, no overlap of economic benefits between the WFPO project and this Assessment are anticipated as this Assessment is focused on the portion of the Township which lies between the Platte River and the UPRR which was not considered in detail by the Rawhide WFPO planning process. This Assessment's focus area is mostly impacted by the Platte River overbank flooding not the Rawhide Creek flows considered by the WFPO. In other words, this Assessment focused on flood risks that will not be reduced by the WFPO project. These efforts will continue to be closely coordinated as this Assessment moves forward towards a BRIC Grant Application and the Rawhide WFPO moves forward to a preferred alternative to ensure there is no overlap of benefits claimed and to ensure the Sponsors are provided with a comprehensive plan to reduce their flood risk.

## DEVELOPMENT OF AN APPLICATION-READY MITIGATION PROJECT IN EAST FREMONT ELKHORN TOWNSHIP (EAST FREMONT)

The Hazard Mitigation Grant Program (HMGP) Dodge County Advanced Assistance Alternative Analysis project kicked off in December 2021. This project focused on the development of flood risk reduction strategies for the area of the City of Fremont east of Highway 77 and Ditch 7. This area is frequently flooded by Rawhide Creek and urban pluvial flooding drainage concerns. The preferred alternative in this region focuses on reducing the impacts of frequent flooding within the southeast portion of Fremont through the improvement of drainage ditches and crossing structures and addition of detention cells. The East Fremont project is within a separate geographic drainage and flood risk area from this Assessment so there is no possibility of overlapping economic benefits.

## FUTURE FLOODPLAIN MAPPING UPDATES

At the time of this report, the Nebraska Department of Natural Resources (NeDNR) and USACE have started the long-term process of updating the effective floodplain maps for this region. Platte River hydrology has been updated within the last few years. The next step in the floodplain mapping update is large scale hydraulic modeling updates. The modeling performed for efforts like this typically utilizes the same HEC-RAS software used for this Assessment, however, floodplain mapping is done on a much larger area, thus some finer details may not be considered, especially for focused regions like the Platte Township. The timeline for these updates to be finished is not known but is likely in the range of 7 to 10 years from now at the earliest, so waiting for this update is not feasible for this Assessment. This Assessment has leveraged the best available data from the hydrology updates during the creation of these recommendations. As the floodplain is updated for this area there will potentially be changes to the effective floodplain map for the project area. These updates are not anticipated to significantly impact the effectiveness of the mitigation action recommendations as the following recommendations target more frequent events than the 100-year event. Nonstructural mitigation actions such as programmatic policy changes and building modifications will be based on best available data. They will take into account anticipation of future floodplain mapping efforts and changes as much as possible. Ultimately, these actions will still be very effective at reducing the consequences of flooding so it is important to implement them with best available data as soon as feasible while adjusting to future updates as they occur. Additionally, this and the other studies within this area will allow the County and City to make informed decisions about flood risk in this quickly developing area while the floodplain map is formally being updated. Figure 6 shows the current effective FIRM as a reference for floodplain permitting. Risk assessment for the project area will be evaluated using flood risk modeling results presented below in Existing Conditions Flood Risk Assessment.



**Legend**


- Elkhorn Township Project Area
- Platte Township
- Rawhide Creek WFPO Project Area
- Assessment Focus Area
- Existing Streams
- +— Current Railway Line
- - - Historic Railway Line
- County Boundaries
- City Boundaries

Created By: CEO  
 Date: 12/1/2023  
 Software: ArcGIS 10.8.1

# Figure 4: Adjacent Projects

## Platte Township Flood Risk Assessment

This map was prepared using information from record drawings supplied by JEO and/or other applicable city, county, federal, or public or private entities. JEO does not guarantee the accuracy of this map or the information used to prepare this map. This is not a scaled plot.

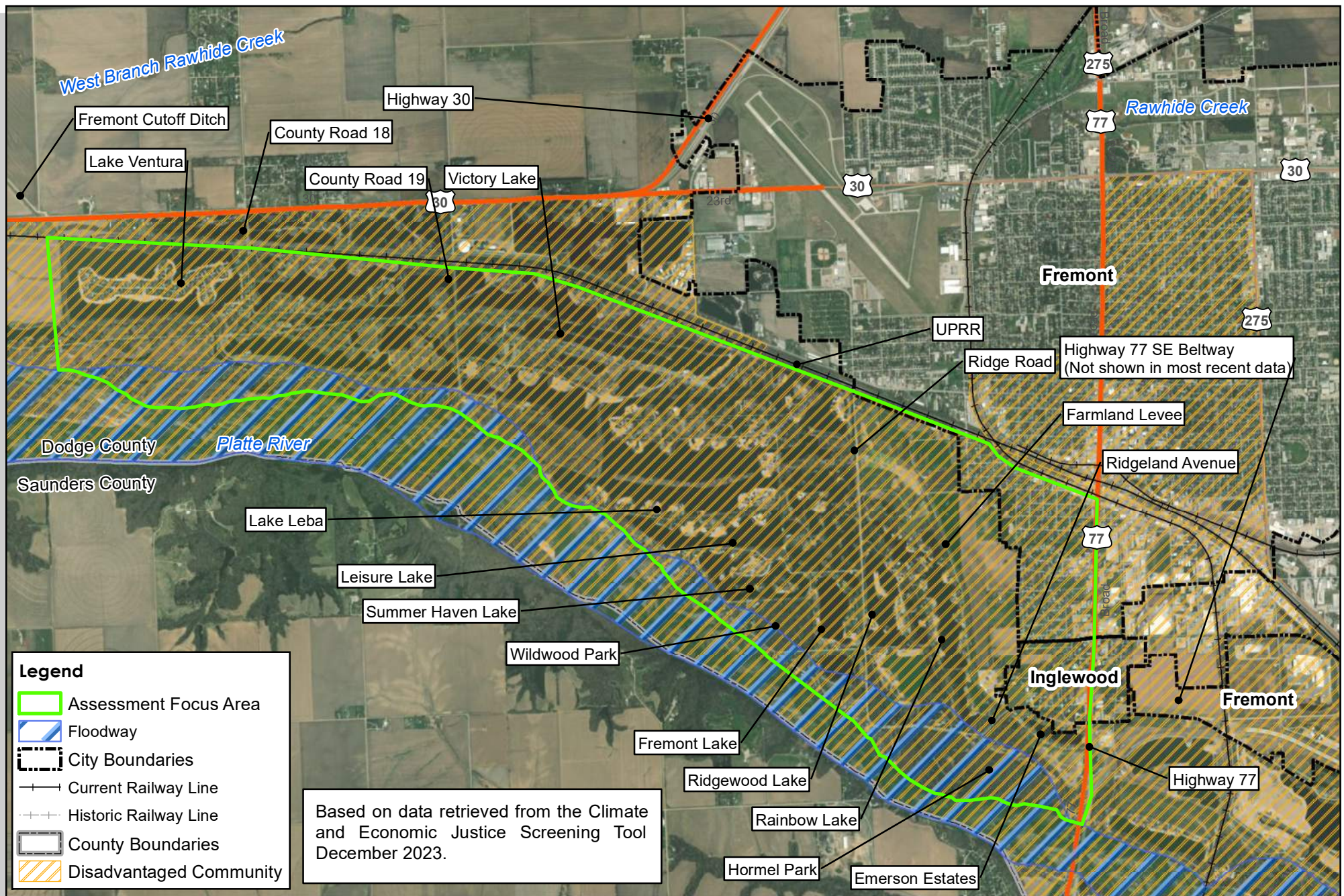


## Demographics and Social Vulnerability

The Village of Inglewood and the City of Fremont combined are home to over 70% of the residents of Dodge County with a population of 380 and 27,141 according to the United States Census Bureau.

According to the most recent data from the Centers for Disease Control, the project's focus area is considered disadvantaged. Tracts are considered disadvantaged if they meet more than one burden threshold and the associated socioeconomic threshold. This tract meets or exceeds threshold requirements for climate change due to the burden categories of expected population loss, projected flood risk and the socioeconomic low-income threshold and for legacy pollution due to the burden category proximity to hazardous waste facilities and the socioeconomic low income threshold. The extent of this tract can be seen in Figure 5.

Within the project focus area there are four critical facilities for the City of Fremont – one elementary school and three sewer lift stations. Inglewood has two critical facilities within the project focus area - the Rural Fire Department and the Village Hall. All of these facilities are located behind the Farmland Levee.



Created By: CEO  
 Date: 12/6/2023  
 Software: ArcGIS 10.8.1

# Figure 5: Disadvantaged Communities

## Platte Township Flood Risk Assessment

This map was prepared using information from record drawings supplied by JEO and/or other applicable city, county, federal, or public or private entities. JEO does not guarantee the accuracy of this map or the information used to prepare this map. This is not a scaled plot.

0 0.25 0.5 Miles



## RISK ASSESSMENT

---

### Existing Floodplain

The effective floodplain map can be seen in Figure 6. The floodplain within the Platte Township includes floodway, consisting of the Platte River channel and some of the adjacent overbanks. Beyond the floodway, the floodplain consists of most of the area in the Township. The effective analysis is 1D which has cross sections associated with it, providing regulatory Base Flood Elevation (BFE) Data. This floodplain mapping became effective on January 2, 2008, and includes the following FIRM Panels:

31053C0395E

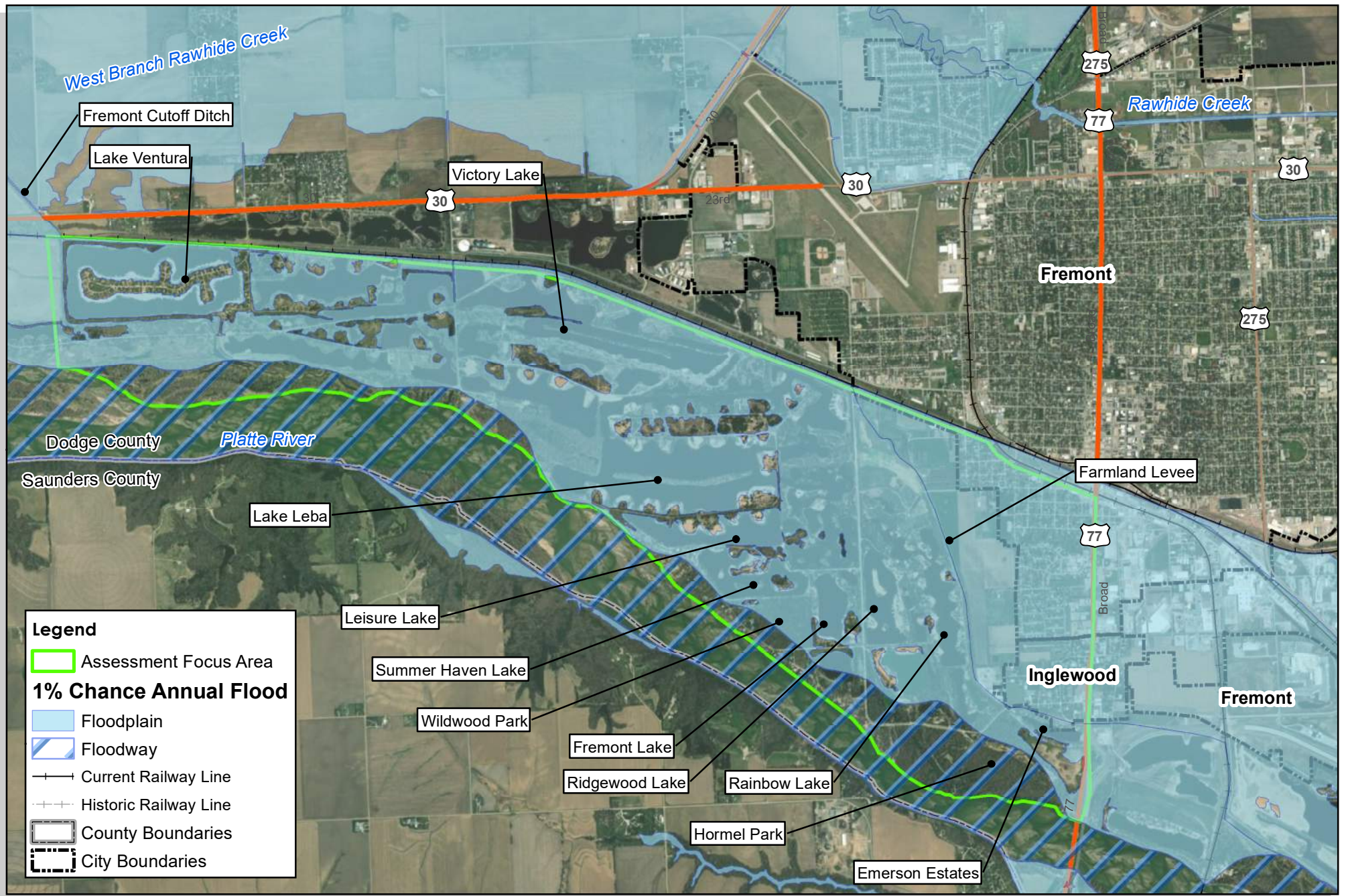
31053C0385E

31053C0380E

### Sources of Flooding & Flood History

The sources of flooding for Platte Township are Rawhide Creek and Platte River. The Rawhide Creek flooding does not cause frequent significant damage to the Assessment Area and that flood source is being considered by the Rawhide Creek WFPO project. The Platte River causes the Assessment Area frequent significant flood damage and is the source of flooding that this assessment focuses on. Recorded events caused by the Platte River flood source include: 1929, 1948, 1960, 1978, 1993, 2008, 2010, 2019, and 2021. Several past flood events were exacerbated by ice jam flooding.

As of October 2022, unincorporated Dodge County has 21 repetitive loss structures and the City of Fremont has 40 repetitive loss structures according to the Nebraska Department of Natural Resources (NeDNR), with many of these structures falling within the Township. Additionally, unincorporated Dodge County has 1 severe repetitive loss and Fremont has 4 severe repetitive loss structures.



Created By: CEO  
 Date: 12/1/2023  
 Software: ArcGIS 10.8.1

# Figure 6: Effective Flood Zones

## Platte Township Flood Risk Assessment

This map was prepared using information from record drawings supplied by JEO and/or other applicable city, county, federal, or public or private entities. JEO does not guarantee the accuracy of this map or the information used to prepare this map. This is not a scaled plot.

0 0.25 0.5 Miles

JEO CONSULTING GROUP INC.

## Flood Risk Data for Existing and Future Development

The study area includes a FEMA designated floodplain and floodway. The floodway is assumed to be the location where flood depths and flood velocities are high risk to development and where all development located within the floodway of the Platte River is regulated to convey the base flood event without increasing the water surface elevation. The City of Fremont's current floodplain management regulations reflect minimum State of Nebraska and FEMA floodplain management standards. Key regulations include no new structures for human habitation in the floodway as well as a freeboard standard for new development. However, the Platte River floodplain map that is the basis of the regulations was developed utilizing one-dimensional (1D) hydraulic computer modeling which is considered to be outdated.

Existing buildings located throughout the study area vary from modest fishing cabins constructed on slab on grade foundations to large multi room and multi floor all-season residential buildings that are elevated on extended foundations or piers, posts, and columns. Some buildings within the focus area have no flood risk reduction measures installed while others are partially elevated and some fully elevated. In general, newer buildings tend to be elevated because they were constructed using the current floodplain regulations.

Currently there is the potential for ongoing development pressure in Platte Township. As new development occurs within the floodplain and around the sand pit lakes within the region, full risk data such as depth of flooding, flood velocities, and high risk areas located outside the floodway should be considered for future development recommendations. Using new hydraulic modeling data to guide future development will require revisions to existing ordinances.

## Existing Structural Measures

Due to the history of flooding in the Platte Township, many pieces of infrastructure have been added to the area to reduce the risk of flood damage. This infrastructure is detailed in the sections below. An understanding of the existing structural measures in the assessment focus area was used to ensure that the key features of the area are included within this assessment's modeling effort as described in the Hydrologic and Hydraulic Analysis section.

### FREMONT, FARMLAND, AND RAILROAD LEVEE

The Fremont, Farmland, and Railroad (Farmland) Levee is located south of the UPRR and west of Highway 77. The Farmland Levee reduces Platte River flood risk for the southern portion of Fremont and all of Inglewood. The Farmland Levee was breached by the March 2019 event. Following March 2019, the levee was repaired and evaluated for further repairs and updates needed to the levee. This important piece of infrastructure is not currently enrolled in the USACE PL 84-99 program.

### FREMONT CUTOFF DITCH AND EMBANKMENT

Fremont Cutoff ditch and embankment lies approximately 3 miles west of Fremont. Cutoff Road runs along most of the cutoff embankment. The upstream end of the cutoff ditch crosses County Road 13 and then runs diagonally to the southeast until it crosses the UPRR. After crossing the UPRR it flows along the west embankment for Ventura Lake and through the Rod and Gun Club

before entering the Platte River. The purpose of the Fremont Cutoff ditch and embankment is to guide flows from both the Rawhide Creek and Platte River overflow overbank flooding to return to the Platte River instead of allowing the flow to continue east into Fremont. This embankment is important to Fremont for flood risk reduction from Platte River flooding as water that has escaped the Platte River channel and crosses Cutoff Road potentially enters the Rawhide Creek drainage which runs through the middle of Fremont.

#### OTHER EMBANKMENTS

Platte Township has many embankments that play a part in the behavior of flooding in this area. Two major embankments are the old Highway 30 (south) and the new Highway 30 (north). The UPRR embankment is also a major feature within this landscape, lying 0.5 to 1.5 miles north of the Platte River. These embankments generally act as barriers to flow, however, there are bridges and culverts without gates through these embankments that allow some water to pass through them.

Additionally, almost all the lakes southeast of Fremont have created their own embankments in efforts to prevent flooding from the Platte River from entering their lake. Figure 2 offers the best understanding of the location and extent of these embankments. The lake embankments are generally made of sand dredged out of the lakes and grown over with trees and other vegetation. These embankments do redirect flows for smaller events but are prone to failure and erosion during larger events.

Finally, the remainder of what used to be “Big Island” can still be seen as a ridge along the north bank of the Platte River. This creates a unique situation where the base topography is higher here than throughout most of the Fremont Lakes area. This ridge points to the major changes within this area that have taken place. Figure 7 and Figure 8 compare the USGS topographic maps of this area from 1896/99 and 2021. A notable feature of the historical map is the north channel of the river that originally flowed near the City of Fremont. The historical flow path of this channel remains an ongoing flood risk.

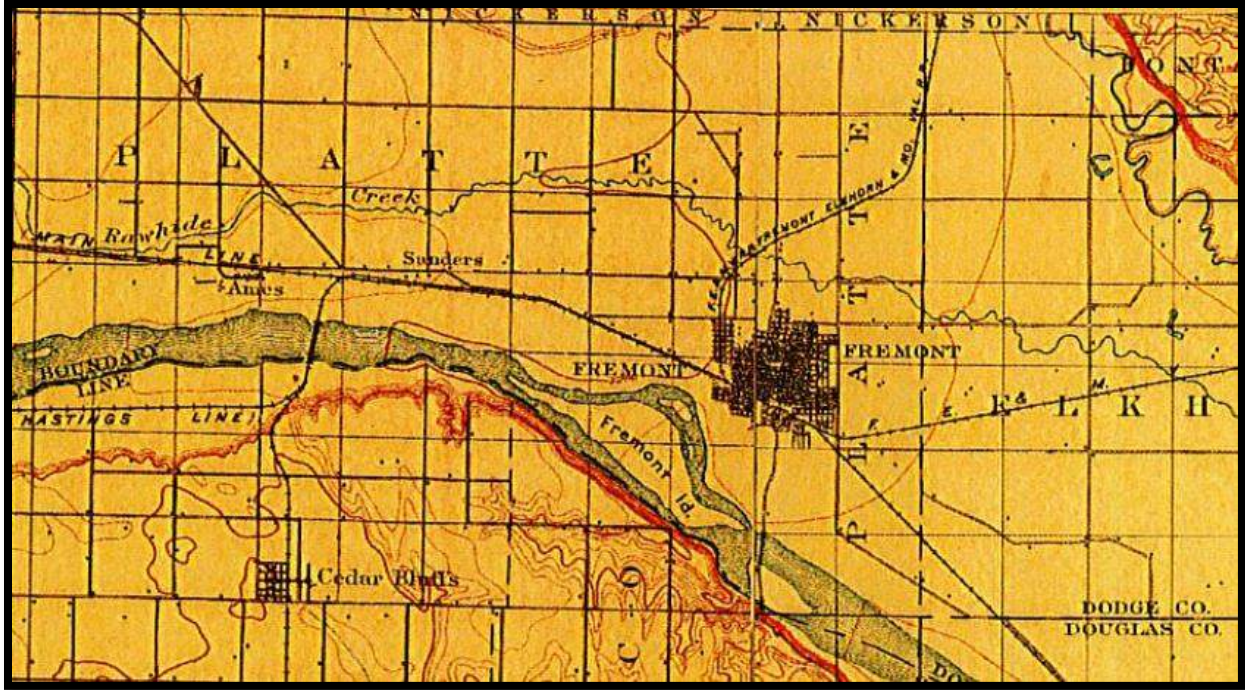


Figure 7: 1896/99 USGS Topographic Map

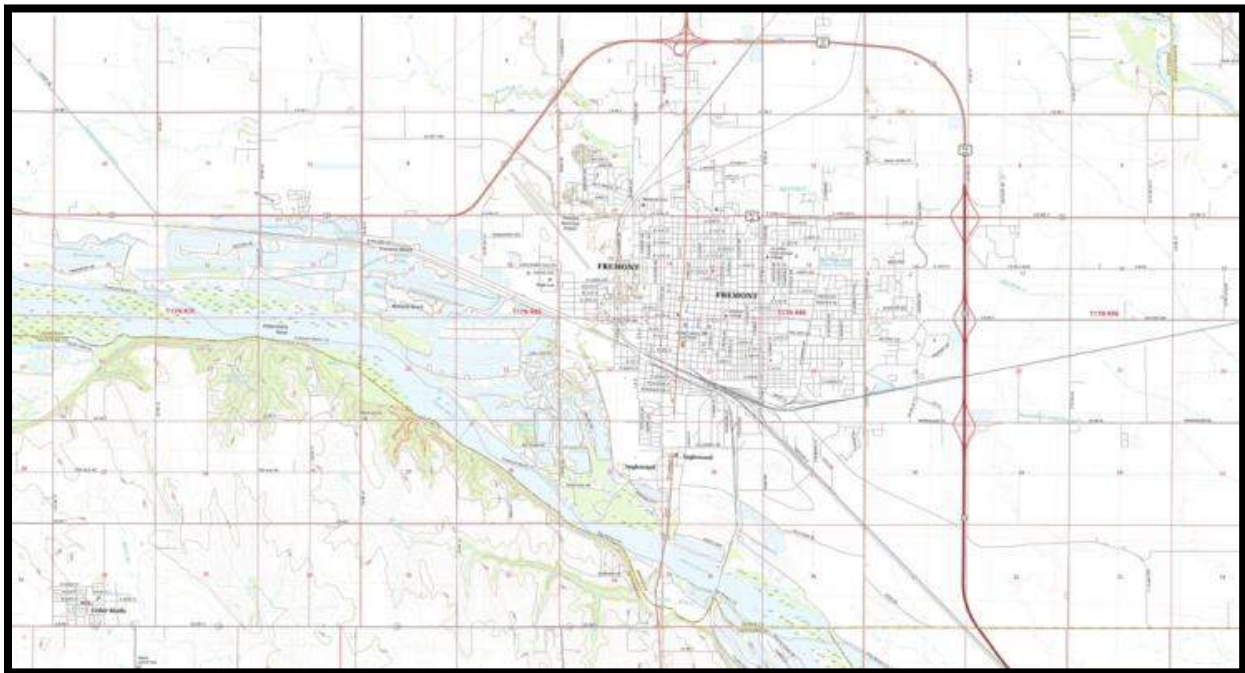


Figure 8: 2021 USGS Topographic Map

## HYDROLOGIC AND HYDRAULIC ANALYSIS

The risk assessment for the Platte Township Drainage Study was conducted using HEC-HMS for a portion of the hydrology and 1D/2D HEC-RAS for the hydraulic analysis. The models used for this analysis were created through the modification of the HEC-RAS model created for the Rawhide Creek WFPO project. This model was modified to include greater detail in the Assessment focus area as described in the sections below.

### Hydrologic Approach

The hydrology for Platte Township is driven mostly by the Platte River but is influenced by the local drainage and flows with the Fremont Cutoff Ditch. The local drainage and Fremont Cutoff Ditch hydrology is accounted for through a HEC-HMS model developed as part of the Rawhide Creek WFPO and referred to as Rawhide Creek flows. No updates were made to this HEC-HMS model for this Assessment. Hypothetical storms created using the frequency storm methodology were used to model the 2- through 100-Year storm events for the Rawhide Creek flows. Precipitation data, illustrated in Table 1, was obtained from the National Oceanic and Atmospheric Administration (NOAA) Precipitation Frequency Data Server (PFDS). Point precipitation depths were reduced within HEC-HMS using the program incorporated TP40 depth-area reduction curves and a 223 square mile storm.

Table 1: Rainfall Depths

Design Storm	Rainfall Depth (In)
2-year, 24 hr	3.02
5-year, 24 hr	3.71
10-year, 24 hr	4.33
25-year, 24 hr	5.28
50-year, 24 hr	6.06
100-year, 24 hr	6.91
500-year, 24 hr	9.10

Platte River flows for this Assessment are the same as those developed for the Platte River analysis for the Rawhide WFPO, which were created based on the hydrologic analysis of the Lower Platte River that was completed by the USACE. The USACE findings were reported in the technical memorandum “Lower Platte River Flood Frequency Updated” published in October 2020, see Appendix B. A seasonal flood frequency analysis was completed of the USGS Platte River stream gages at Duncan, North Bend, Ashland and Louisville, Nebraska. Bulletin 17C flood frequency analysis was completed for both the rainfall season (01-April to 14-December) and the snowmelt season (15-December to 31-March) and then combined using the Union Probability Theorem according to EM 1110-2-1415 (USACE, 1993). Peak flows reported for the rainfall, snowmelt and combined mixed population at North Bend as shown in Table 2 were used for the hydraulic analysis of the Platte River.

Table 2: Platte River Peak Discharge-Frequency at North Bend

Return Interval (yrs)	Rainfall Season-(cfs)	Snowmelt Season (cfs)	Combined Probability (cfs)
500	108,100	298,100	298,100
200	92,000	191,300	191,300
100	80,600	136,000	136,000
50	69,700	96,000	104,000
25	59,400	67,100	79,800
10	46,300	41,000	57,600
5	36,700	27,600	44,000
2	23,500	15,200	28,300

## Hydraulic Approach

The hydraulic analysis for the Assessment Area was completed in HEC-RAS Version 6.3.1. This model was created by modifying the model used by the Rawhide WFPO project during the evaluation of Platte River flows. That model utilized a 1D/2D approach which blended the Platte River 1D cross sections from the USACE model with the 2D model for Rawhide Creek flows. The Platte River cross-sections were trimmed to the existing berm and levee alignments that run along the Platte River within the Plan Area. Lateral structures were then added along the left overbank of the Platte River to coincide with updated cross-sections and existing berms and levees and to connect the updated 1D cross-sections to the 2D mesh. The 2D portion of the Rawhide Creek HEC-RAS model was created by importing the geometry, terrain and land use layers created for the Rawhide Creek 2D model and then updating the 2D mesh to end at the lateral structures. The 2D model geometry and terrain that were imported were those that contained the new Highway 30 alignment. For detail on the initial set up of this model see Appendix A.

The hydraulic model provided by the USACE also included variable ice-affected geometries to account for historic records of known ice jam locations upstream of Highway 77, west of Hormel Park. Ice thickness and roughness varied throughout the reach and for different recurrence intervals with a maximum ice jam thickness of 7 feet for the 50-year to 500-year events. The updated 1D/2D geometry created for this analysis was copied and modified to include the same ice parameters from the baseline USACE model.

To ensure the model was accounting for the composite stage probabilities of ice affected and free flowing stages in the Platte River, a total of 24 runs were completed for the 2- through 500-year events of the rainfall season, snowmelt season and snowmelt season ice affected. An Excel Spreadsheet was then used to compute the combined probabilities at each cross-section. The fraction of snowmelt season floods that are assumed ice-affected (0.48) versus free flowing (0.52) was taken from the FIS.

The baseline 1D/2D geometry was then copied, and the Platte River main channel n-values were modified to calibrate to the computed annual chance exceedance stages for each cross-section. The calibrated model resulting water surface elevations were within one foot of the

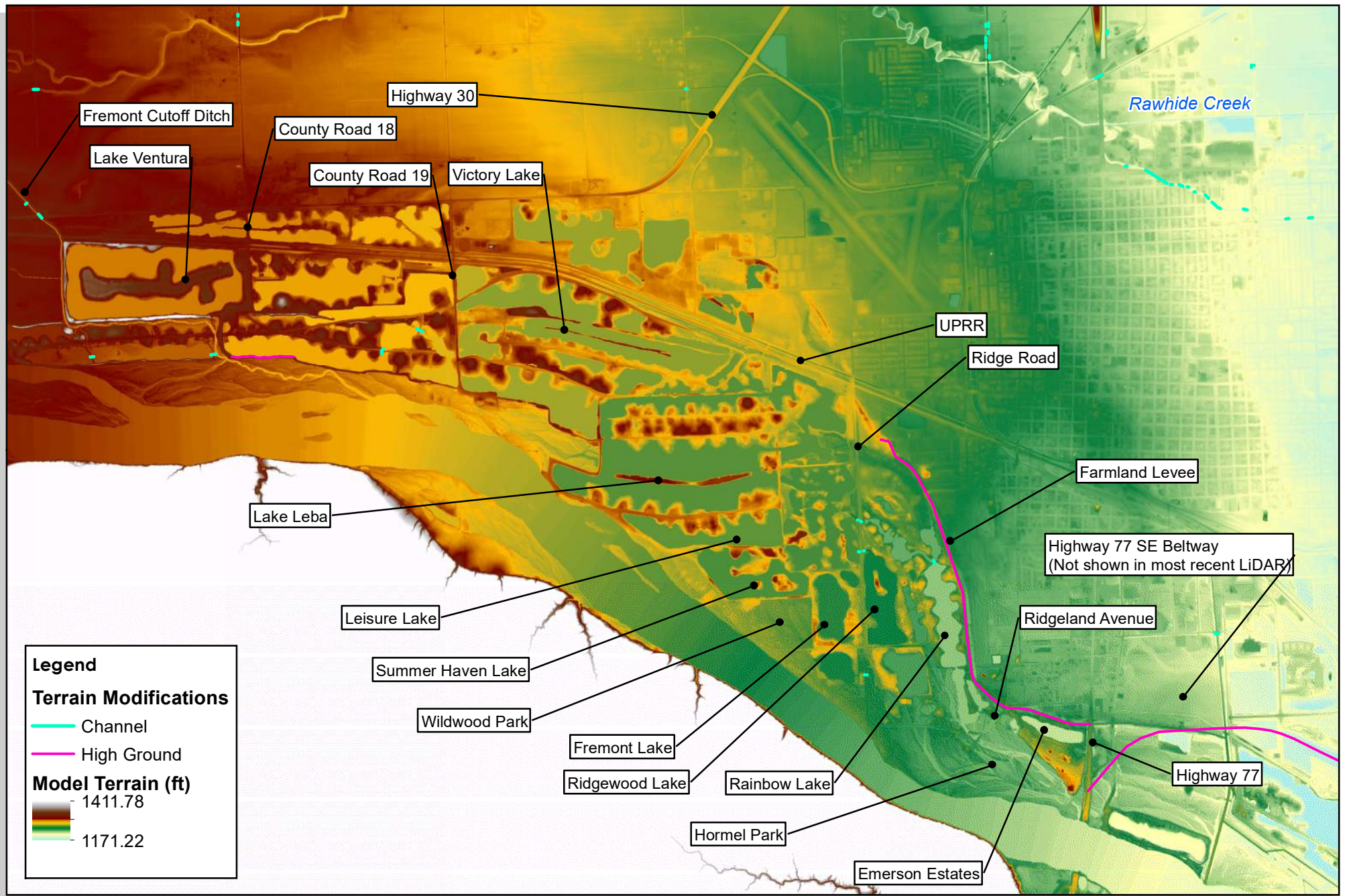
calculated values at all cross-sections for both the 50- and 100-year events. This calibrated geometry serves as the basis of the analysis for the existing conditions and proposed scenarios.

For the purpose of this Assessment updates were made to this existing model which included adding a refinement region to the Platte Township area so that this location could be modeled in greater detail. Additional breaklines were added to enforce each of the embankments around the lakes area. Public structures within the lakes area were added to the model as SA/2D connections. Finally, updates were made to the terrain surface to ensure that the damages that remain after the 2019 and 2021 events along with improvements to the area that have taken place since these events were included in the terrain and enforced by the model geometry. Additionally, the terrain was updated to approximate the new Highway 275 bypass. These terrain updates and model geometry are outlined below in Figure 9 through Figure 11.

This model estimated the joint probability of coincident flows using the National Cooperative Highway Research Program NCHRP Report 15-36 technique developed for the AASHTO Model Drainage Manual. The drainage area ratios of the Platte River and Rawhide Creek were used to determine the flood flow frequency used in the model according to the size of event modeled on the Platte River.

**Table 3: Joint Probability of Coincident Flood Events**

<b>Stream</b>	<b>Frequency for Coincidental Occurrence (years)</b>						
<b>Joint Return Period</b>	<b>2</b>	<b>5</b>	<b>10</b>	<b>25</b>	<b>50</b>	<b>100</b>	<b>500</b>
Platte River	2	5	10	25	50	100	500
Rawhide Creek	0	0	2	2	2	2	2



Created By: CEO  
 Date: 12/4/2023  
 Software: ArcGIS 10.8.1

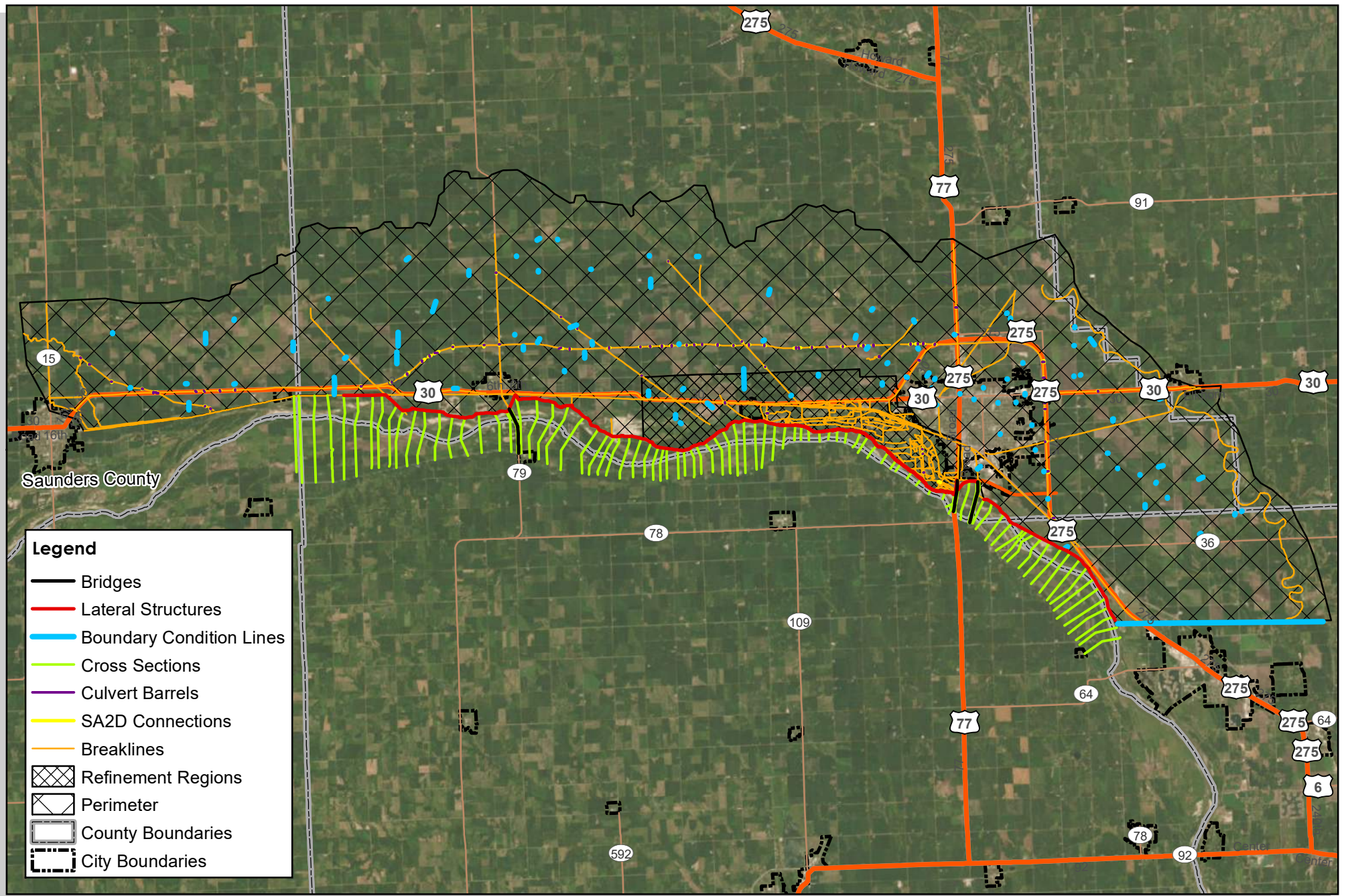
# Figure 9: Model Terrain Modifications

Platte Township Flood Risk Assessment

This map was prepared using information from record drawings supplied by JEO and/or other applicable city, county, federal, or public or private entities. JEO does not guarantee the accuracy of this map or the information used to prepare this map. This is not a scaled plot.

0 0.25 0.5 Miles






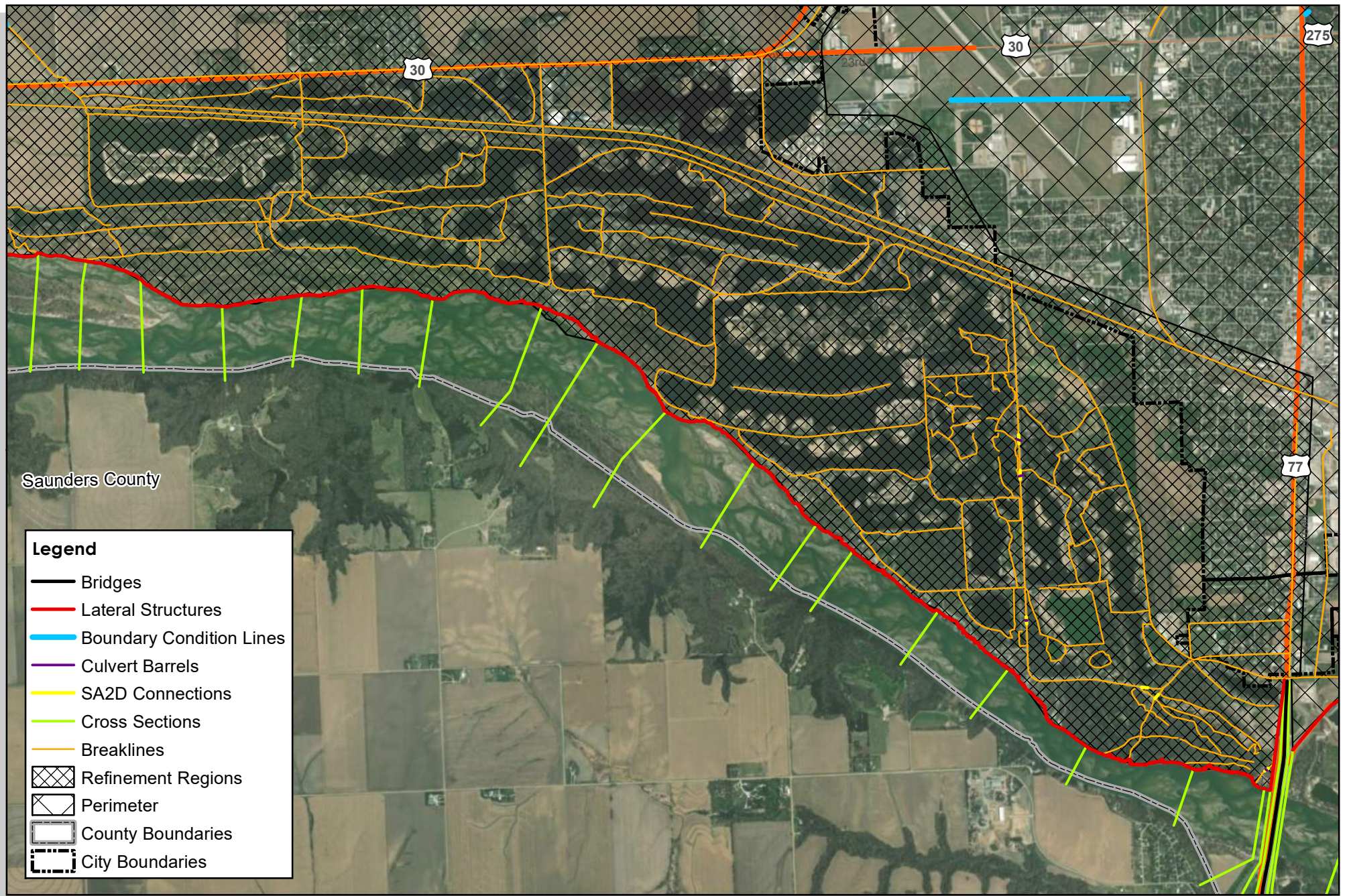
Created By: CEO  
 Date: 12/4/2023  
 Software: ArcGIS 10.8.1

# Figure 10: Model Geometry Overview

## Platte Township Flood Risk Assessment

This map was prepared using information from record drawings supplied by JEO and/or other applicable city, county, federal, or public or private entities. JEO does not guarantee the accuracy of this map or the information used to prepare this map. This is not a scaled plot.





**Figure 11: Model Geometry Focus Area**

**Platte Township Flood Risk Assessment**

Created By: CEO  
 Date: 12/4/2023  
 Software: ArcGIS 10.8.1

This map was prepared using information from record drawings supplied by JEO and/or other applicable city, county, federal, or public or private entities. JEO does not guarantee the accuracy of this map or the information used to prepare this map. This is not a scaled plot.

0 0.25 0.5 Miles



## EXISTING CONDITIONS FLOOD RISK ASSESSMENT

The existing conditions flood risk assessment is based on the existing conditions results of the 1D/2D model described in the sections above. These results were compared to the regulatory base flood elevations (BFE), observed high water marks from 2019 flooding within the focus area, and stakeholder flooding experiences to ensure the model results are reasonable in addition to the calibration conducted during the previous development of this model. The effective FIRM BFE cross sections and model results are within 1 foot (ft) of each other within the river which is a reasonable difference considering the flow updates, berm enforcement, and other differences in modeling technique used for this modeling effort compared to the effective model. The observed high watermarks from the 2019 flood event were similar to the depths seen in the model. The flood depth sign on Ridgeland Road (Point #22 below) shows a depth of approximately 7.6 ft and model results show a depth of approximately 9 ft. Finally, the model results were verified by the experiences of stakeholders during 2019 and other flood events in the area. This stakeholder verification took place during stakeholder meetings in February 2023.

The 100-year storm was used as the starting point for the discussion of risks within the focus area as this corresponds to both the regulatory floodplain and is similar in scale to the 2019 flood event. The model results were used to assess the risk of structures in the focus area due to depth, velocity, and depth times velocity factors. These results were selected as the baseline data to assess the structures' risk of both water damage and the potential for greater damage due to high velocity water and debris impacting structures. The 100-year existing conditions model results can be seen below in Figure 12 through Figure 15. These maps include points where the data is reported to showcase some of the critical locations within the results for understanding the flooding impact risks experienced by this area which are reported in Table 5 and Table 6. Additional storm event result figures are included in Appendix C.

### Depth

Depth of flooding is an important indicator of the risk of damage due to flooding. Depth is used directly to estimate the magnitude of damage caused by flooding to structures by the FEMA BCA tool and thus can be used to estimate the severity of flooding. Table 4 outlines the number of structures impacted by each modeled flood event. The types of structures impacted are largely residential outside of the levee, while the structure types impacted behind the levee are a mix of residential, commercial, industrial and public structures. Impacted structures are also shown on corresponding result maps, Figure 12 and Appendix C. These results begin to build an understanding of the frequency and extent of the flooding experienced by the focus area.

**Table 4: Number of Structures Impacted by Flood Event.**

Location	5-year Count	10-year Count	50-year Count	100-year Count
Behind Levee	0	0	194	844
Outside Levee	82	116	306	355
<b>Total</b>	<b>82</b>	<b>116</b>	<b>500</b>	<b>1199</b>

Additionally, depth can be used to estimate the impact flooding may have on infrastructure like utilities, roads, bridges, berms/levees, and other facilities. Finally, depth can be used to understand the impact flooding will have on the access to homes and impact to emergency

services, especially when depth and duration of flooding over roads is considered. Figure 12 shows the depth of flooding for the 100-year storm event and result sample points which are reported in Table 5 call out the depths at specific locations in the focus area. Additional figures with the 5-, 10-, and 50-year storm results corresponding to the data in Table 5 can be seen in Appendix C. These results begin to show that there are many frequently impacted structures and infrastructure within the focus area, and many locations that experience 3 ft or greater depths beginning at the 5-year event. The 5-year event shows the Platte River overtopping its banks and impacting areas like portions of Ridge/Ridgeland Road and Big Island Road, Wildwood Park, Hormel Park and water levels in Leisure and Rainbow Lakes. One other detail important to note for the 5-year event is that much of the flooding to the southeastern portion of the focus area is due to water backing up at the Highway 77 Bridge through Hormel Park and due to overtopping along Big Island Road. This causes water to back up through Rainbow Lake along what remains of the old side channel which formed the 1896 Big Island seen in Figure 7. By the 50-year event the old channel has been reclaimed by the river. Figure 13 illustrates the inundation boundaries for each storm event.

### Velocity

The existing conditions velocity results for the focus area can be seen in Figure 14 and in Appendix C. These results help to identify locations where there is more risk for damage to occur. Damages due to high velocities include erosion and failure of shoreline, berms/levees, culverts, bridges, and roads along with people and structures being swept away. Existing conditions result maps show locations where structures are at high risk of damage and berms are most likely to breach due to the erosion from high velocities against the berms and overtopping. Results points in Table 6 were selected to showcase the key locations and associated velocities in the focus area.

A comparison of the existing conditions velocity results and the estimated 2019 damage locations was conducted to understand the factors which may have led to damage in the past and point to potential future damages. The 2019 damages were located by comparing the 2019 post flood Light Detection and Ranging (LiDAR) data with the 2016 LiDAR along with pre and post flood Google Earth imagery. The 2019 damages layer shown in Figure 14 has a few notable missing damage locations like the north Farmland Levee breach and Cutoff Road erosion as these locations were repaired as emergency repairs prior to the 2019 LiDAR flight. The comparison of 2019 damages and model results show that many of the modeled high velocity areas line up with those that were damaged during 2019 flooding. However, there are some areas where the model shows high velocities that did not get damaged in 2019. This is likely due to localized differences between the model and the reality of the 2019 flood event. One difference is that the 1D/2D model does not take into consideration the changes to the terrain over time. The model geometry assumes that all berms hold even when exposed to erosion from high velocities and overtopping. In 2019 there were multiple locations where berms failed, which would change flood path, velocity, and depth in adjacent areas which is one of the potential reasons for the differences between the model results and 2019 experiences. Additionally, ice jams were a factor in the 2019 flood and the location and extent of the jam impacts local flood depths and impacts. Another possibility is that certain embankments and roads were incidentally constructed with more robust material.

With the 2019 damages mostly repaired, in many places with higher berms, clay caps, and riprap erosion protection, it is reasonable to expect that these areas could maintain integrity during the next major event in the area, moving damages to the next most vulnerable locations. The existing model results represents one of the many ways future events could unfold, so it is important to understand that just because a location in the focus area is not showing risk in this model scenario, this does not mean that that location is not vulnerable, as any berm breaching within or upstream of the focus area or a different ice jam extent and location will drastically change the character of flooding within this area.

### *Depth X Velocity*

When considering the potential for flood damages depth x velocity is a helpful parameter to consider. Figure 15 shows the 100-year event depth x velocity results. The results are color coded so that areas that are above 10 ft<sup>2</sup>/s are red while those below this threshold are blue. This threshold was selected based on risk to pedestrians as found by “Comparison of flood hazard assessment criteria for pedestrians with a refined mechanics-based method” (Musolino, Ahmadian, and Falconer. Nov. 2020). The 10 ft<sup>2</sup>/s was selected as these correlates to the approximate velocity at which pedestrians will be swept away, making these locations the highest risk during a flood event.

### ESTIMATED ICE IMPACTS

The 1D/2D model used by this risk assessment uses the methodology of the USACE model to estimate the stages within the Platte River due to the composite probability between ice effected flows and open water flows as described above in the Hydraulic Approach Section. This means that the model considers the probability of ice effects at past ice jam locations on the river when estimating flow and stage, however, this model has not been run to estimate the impacts of specific ice jam locations and extents. This model considers the most likely location and extent of ice jams based on the statistical analysis of historic ice jam locations and can be used as an indicator of the highest risk locations within the Assessment area. Model results can also be used to understand the typical flow paths within the area and assess the flood elevations that begin to impact structures. This general understanding of the Assessment area can then be used to estimate flood behavior based on river elevations which can be applied to a specific ice jam scenario.

Table 5: Existing Conditions Depths at Key Locations

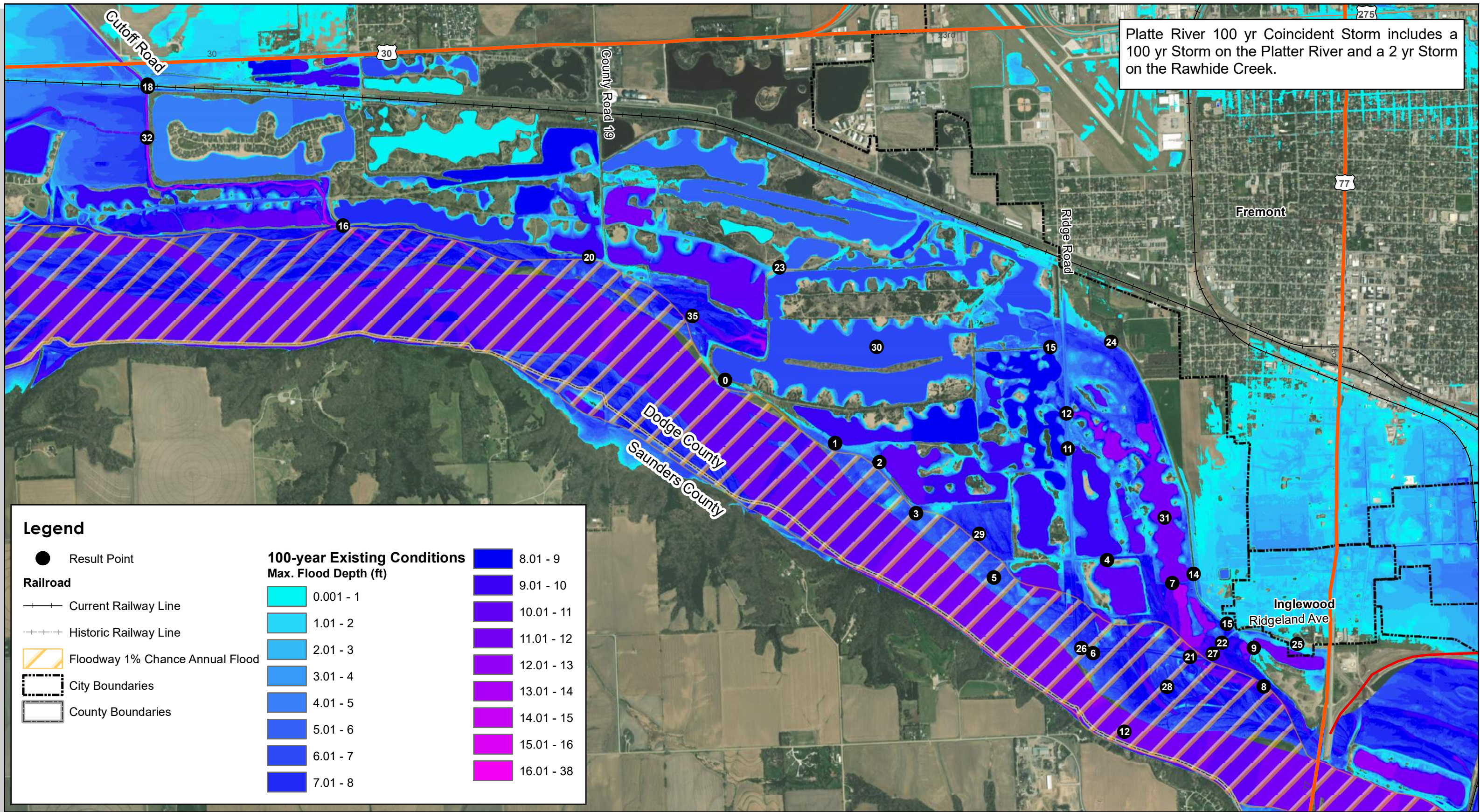
Point #	Location	5-year Depth (ft)	10-year Depth (ft)	50-year Depth (ft)	100-year Depth (ft)
1	Big Island Rd near Leisure Lake	0	0.04	2.11	2.85
2	Big Island Rd near Summer Haven Lake	0	0.74	2.39	3.05
3	Big Island Rd near Wildwood Park <b>(in Floodway)</b>	0.94	1.96	4.20	4.93
4	South edge Ridgewood Lake	0	0	1.52	2.60
5	Big Island Rd (SE) <b>(in Floodway)</b>	2.38	3.50	5.69	6.43
6	South Ridge Rd Dr <b>(in Floodway)</b>	2.22	3.37	6.03	6.96
7	Rainbow Lake Rd	0	0.91	5.28	6.53
8	Hormel Park Flow Path <b>(in Floodway)</b>	4.73	6.60	9.99	10.96
9	Emerson Estates Road	0	0	2.06	2.83
10	Platte South of Hormel <b>(in Floodway)</b>	6.78	7.87	10.86	11.88
11	Ridge Rd Culvert #1	0	0	2.03	3.17
12	Ridge Rd Culvert #2	0	0.51	3.12	4.33
13	Lake Leba Road	0	0	2.56	3.89
14	N Model Farmland Levee Overtopping	0	0	0	0.64
15	S Model Farmland Levee Overtopping	0	0	0.29	1.22
16	2019 Rod & Gun Damage	0	0	2.57	3.76
17	Cutoff Embankment north of UPRR	0	0	1.61	2.86
18	Cutoff Embankment near Ventura Lake	0	0	1.93	3.04
19	2019 Timberwood Dr Damage	0	0	0	0.75
20	Near County Road 19	0	0	0	0.81
21	Ridgeland Ave @ bridge <b>(in Floodway)</b>	4.75	7.30	11.29	12.32
22	Historic flood depth sign	1.71	4.12	8.08	9.04
23	2019 Lake Leba Damage	0	0	0.48	1.41
24	2019 North Farmland Levee Breach	0	0	1.27	2.72
25	2019 South Farmland Levee Breach	0	0	0	0.51
26	Ridge Rd Centerline <b>(in Floodway)</b>	2.67	3.78	6.36	7.26
27	Ridgeland Ave Centerline	2.52	4.94	8.87	9.85
28	Hormel Park <b>(in Floodway)</b>	2.92	4.04	7.34	8.37
29	Wildwood Park	3.19	4.27	6.52	7.23
30	Lake Leba	0	0.01	4.97	6.74
31	Rainbow Lake	2.82	5.50	10.10	11.48
32	Cutoff Ditch West of Ventura Lake	8.32	9.89	13.38	14.71
33	Timberwood Lake	0	1.65	8.42	9.43
34	Floodplain West of Timberwood Lake	0.03	1.24	3.29	4.04
35	West of Lake Leba	4.46	5.57	8.37	9.25

Note: Depths greater than 4 ft are in red.

Table 6: Existing Conditions Velocities at Key Locations

Point #	Location	5-year Velocity (ft/s)	10-year Velocity (ft/s)	50-year Velocity (ft/s)	100-year Velocity (ft/s)
1	Big Island Rd near Leisure Lake	0	2.86	7.66	8.27
2	Big Island Rd near Summer Haven Lake	0	3.58	6.56	7.23
3	Big Island Rd near Wildwood Park (in Floodway)	1.99	2.85	3.86	4.13
4	South edge Ridgewood Lake	0	0	5.27	7.59
5	Big Island Rd (SE) (in Floodway)	2.43	3.00	3.97	4.19
6	South Ridge Rd Dr (in Floodway)	2.40	2.92	3.52	3.71
7	Rainbow Lake Rd	0	0.80	3.40	4.52
8	Hormel Park Flow Path (in Floodway)	1.06	2.31	3.75	3.85
9	Emerson Estates Road	0	0	4.95	5.83
10	Platte South of Hormel (in Floodway)	4.97	5.35	5.89	6.10
11	Ridge Rd Culvert #1	0	0	4.17	4.45
12	Ridge Rd Culvert #2	0	3.04	4.47	4.52
13	Lake Leba Road	0	0	4.16	4.65
14	N Model Farmland Levee Overtopping	0	0	0	6.82
15	S Model Farmland Levee Overtopping	0	0	2.15	3.77
16	2019 Rod & Gun Damage	0	0	6.62	7.29
17	Cutoff Embankment north of UPRR	0	0	6.40	11.48
18	Cutoff Embankment near Ventura Lake	0	0	4.09	5.66
19	2019 Timberwood Dr Damage	0	0	0	8.08
20	Near County Road 19	0	0	0	6.07
21	Ridgeland Ave @ bridge (in Floodway)	1.12	1.23	3.01	3.36
22	Historic flood depth sign	0.39	1.02	2.02	2.38
23	2019 Lake Leba Damage	0	0	5.84	9.38
24	2019 North Farmland Levee Breach	0	0	1.03	1.24
25	2019 South Farmland Levee Breach	0	0	0	0.44
26	Ridge Rd Centerline (in Floodway)	1.07	1.47	2.08	2.21
27	Ridgeland Ave Centerline	0.48	0.95	1.54	1.75
28	Hormel Park (in Floodway)	0.61	0.93	1.60	1.75
29	Wildwood Park	0.38	0.47	0.70	0.78
30	Lake Leba	0	0.00	0.49	0.63
31	Rainbow Lake	0.58	0.98	2.33	2.91
32	Cutoff Ditch West of Ventura Lake	1.57	1.56	1.57	1.59
33	Timberwood Lake	0	0.40	2.18	2.41
34	Floodplain West of Timberwood Lake	0.42	0.83	1.92	2.31
35	West of Lake Leba	0.50	0.58	0.90	1.07

Note: Velocities greater than 5 ft/s are in red.

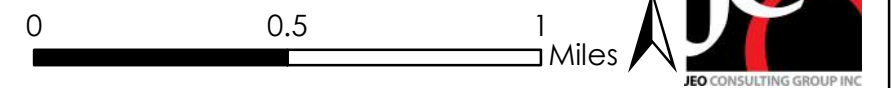


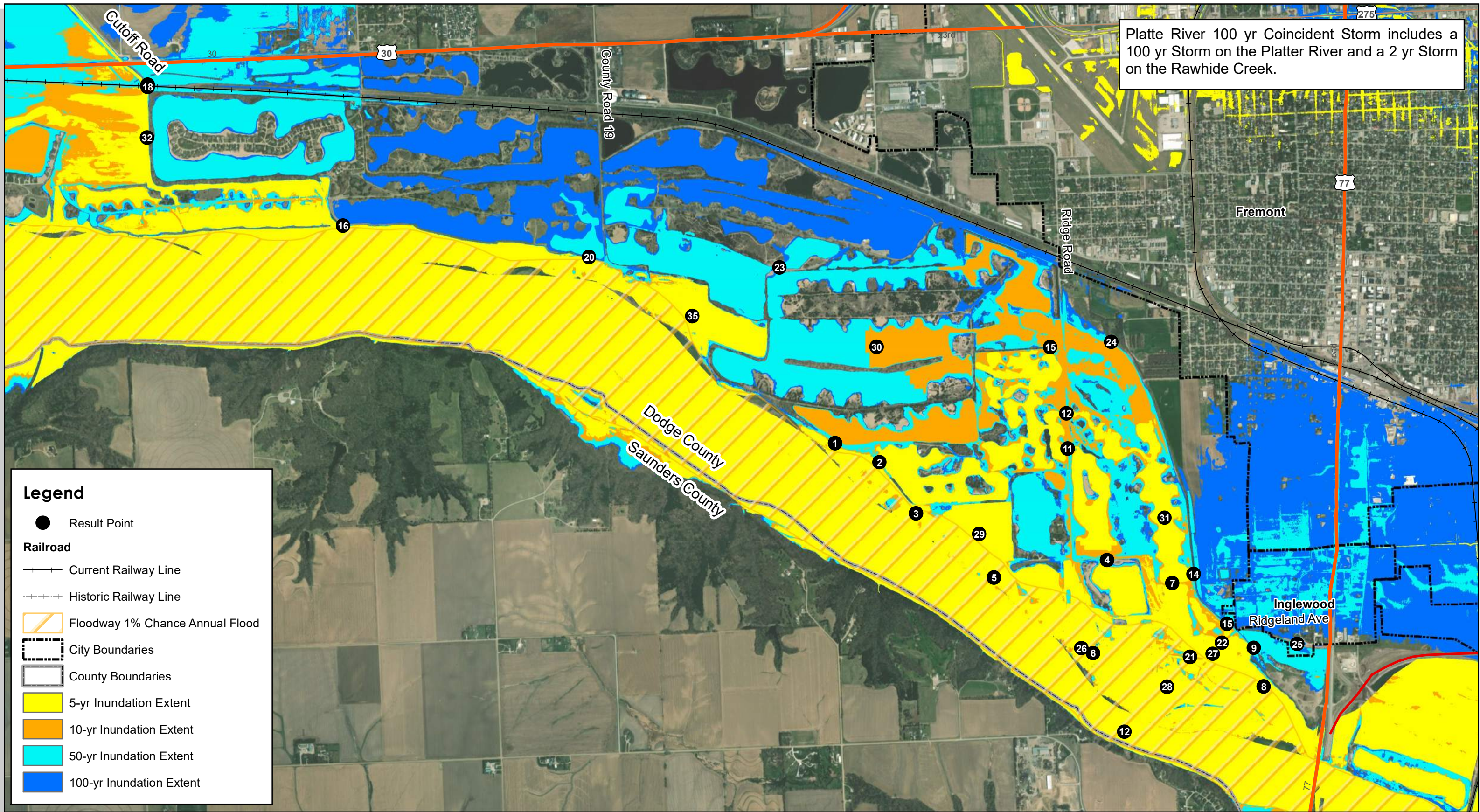
Created By: CEO  
 Date: 12/1/23  
 Software: ArcGIS 10.8.1

**Figure 12 - Platte River 100 - year Coincident Flow**

Platte Township - West Fremont Drainage Study

This map was prepared using information from record drawings supplied by JEO and/or other applicable city, county, federal, or public or private entities. JEO does not guarantee the accuracy of this map or the information used to prepare this map. This is not a scaled plat.





Platte River 100 yr Coincident Storm includes a 100 yr Storm on the Platte River and a 2 yr Storm on the Rawhide Creek.

**Figure 13 - Existing Conditions Inundation Extents**

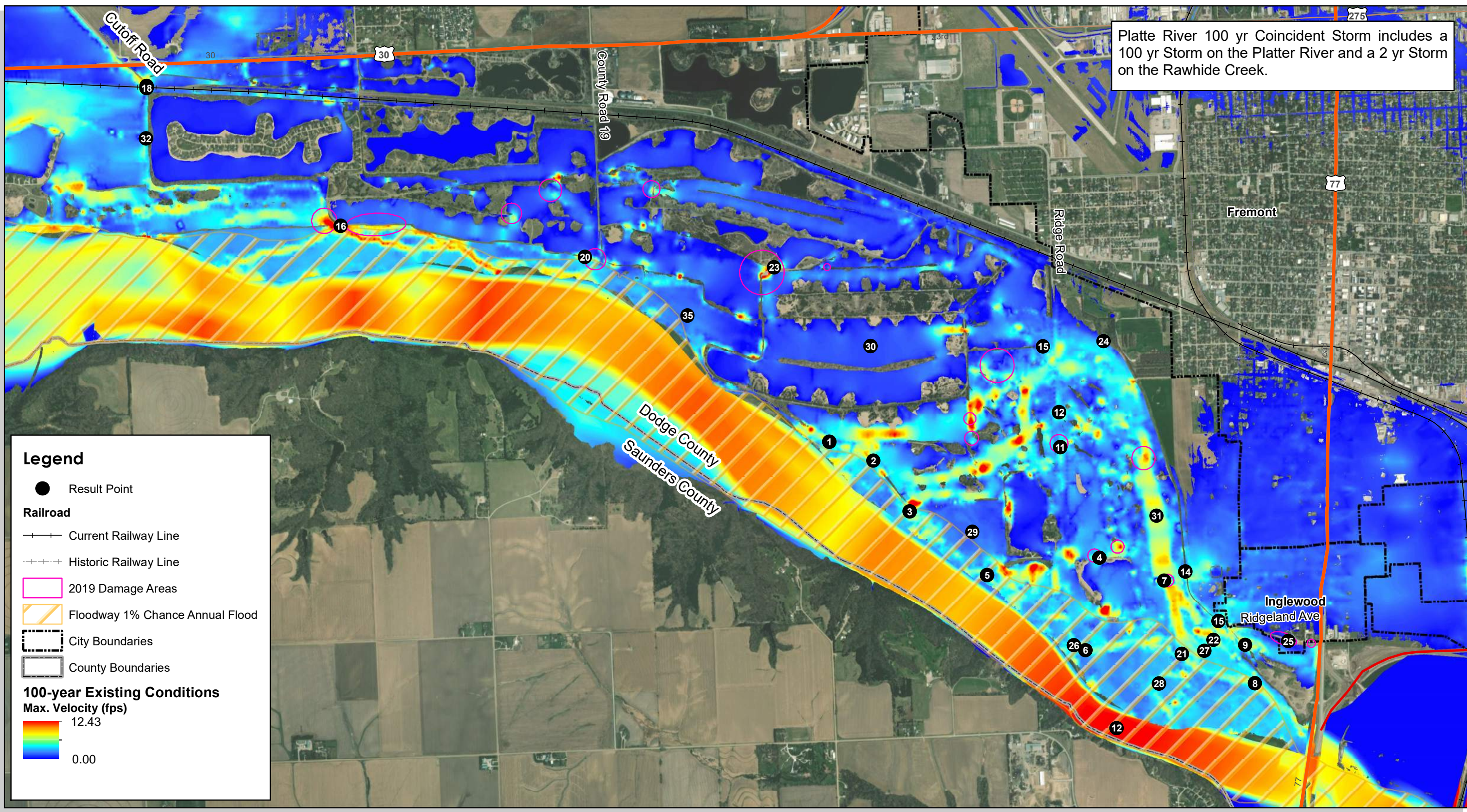
Platte Township - West Fremont Drainage Study

0 0.5 1 Miles



Created By: CEO  
Date: 12/6/23  
Software: ArcGIS 10.8.1

This map was prepared using information from record drawings supplied by JEO and/or other applicable city, county, federal, or public or private entities. JEO does not guarantee the accuracy of this map or the information used to prepare this map. This is not a scaled plat.



Platte River 100 yr Coincident Storm includes a 100 yr Storm on the Platte River and a 2 yr Storm on the Rawhide Creek.

**Legend**

- Result Point
- Railroad**
- +—+ Current Railway Line
- +--- Historic Railway Line
- 2019 Damage Areas
- ▨ Floodway 1% Chance Annual Flood
- ⋯ City Boundaries
- ▭ County Boundaries
- 100-year Existing Conditions**
- Max. Velocity (fps)**
- 12.43
- 0.00

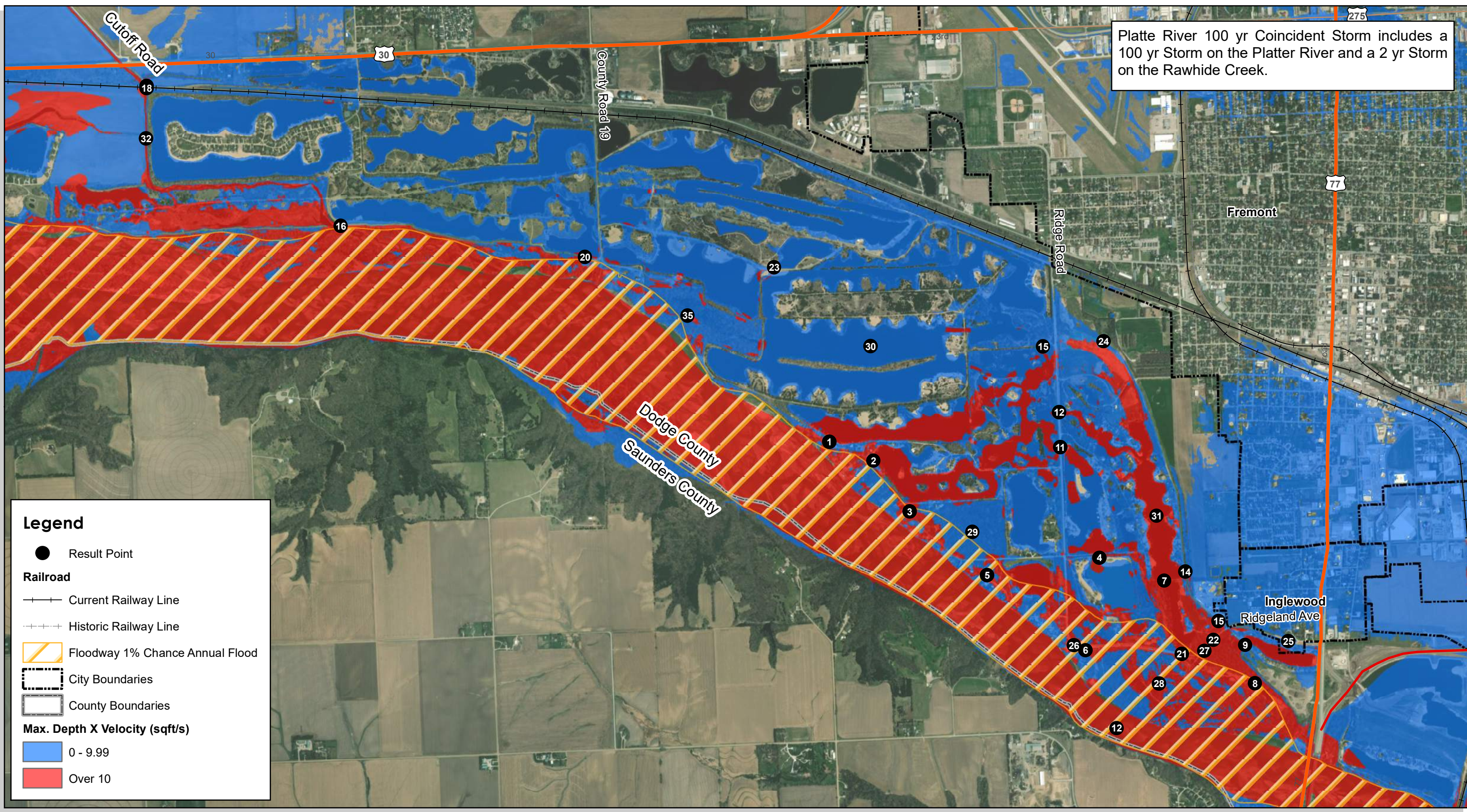
**Figure 14 - Platte River 100 - year Coincident Flow**

Platte Township - West Fremont Drainage Study

Created By: CEO  
 Date: 12/4/23  
 Software: ArcGIS 10.8.1

This map was prepared using information from record drawings supplied by JEO and/or other applicable city, county, federal, or public or private entities. JEO does not guarantee the accuracy of this map or the information used to prepare this map. This is not a scaled plat.

0 0.5 1 Miles



Platte River 100 yr Coincident Storm includes a 100 yr Storm on the Platte River and a 2 yr Storm on the Rawhide Creek.

**Legend**

- Result Point
- Railroad**
- +— Current Railway Line
- +--- Historic Railway Line
- Floodway 1% Chance Annual Flood
- City Boundaries
- County Boundaries
- Max. Depth X Velocity (sqft/s)**
- 0 - 9.99
- Over 10

**Figure 15 - Platte River 100 - year Depth X Velocity**

Created By: CEO  
 Date: 12/6/23  
 Software: ArcGIS 10.8.1

This map was prepared using information from record drawings supplied by JEO and/or other applicable city, county, federal, or public or private entities. JEO does not guarantee the accuracy of this map or the information used to prepare this map. This is not a scaled plat.

Platte Township - West Fremont Drainage Study

0 0.5 1 Miles

## FLOOD RISK REDUCTION ALTERNATIVES

Platte Township experiences frequent Platte River flooding and associated flood damage. Past damage documentation and existing conditions model results for depth and velocity of flooding along with site visits and discussions with City and County officials were used to develop a list of structural and nonstructural project alternatives for further investigation. Structural alternatives focus on moving flood water away from at risk buildings and infrastructure, while nonstructural alternatives focus on modification of the risk of damages to at risk buildings and infrastructure.

### Alternative Identification

Structural and nonstructural alternatives were identified based on past flood damage records and impact observations, community input, past studies, site visits, county assessor data, and examining existing conditions computer model results. The structural and nonstructural alternatives identified and analyzed during this Assessment are summarized below in Table 7. Full descriptions of alternatives can be found in the Structural Alternative Screening and Nonstructural Alternative Screening section to follow.

Table 7: Summary of Alternatives

Alternative Number	Alternative Name	Carried Forward to Recommendations	Carried forward to FEMA Preferred Alternative
<b>Structural Alternatives</b>			
S1	Farmland Levee Improvements	-	-
S1.1	100-year Levee Raise	No	No
S1.2	50-year Levee Raise	Yes	No
S1.3	Through Seepage Protection	Yes	No
S1.4	Under Seepage Protection	Yes	No
S1.5	Overtopping Protection	Yes	No
S2	New Farmland Levee Alignment	Yes	No
S3	Highway 77 Bridge Replacement	Yes	No
S4	Ridgeland Road Culvert Improvements	No	No
S5	Hormel Park Improvements	-	-
S5.1	Remove Dead Wood	No	No
S5.2	Lower Flow Paths	No	No
S6	Old Channel Overflow Path	No	No
S7	Lake Berm Improvements	No	No
S8	Fremont Cutoff Ditch Outfall Improvements	-	-
S8.1	UPRR Bridge Improvements	Yes	No
S8.2	Straighten Ditch Outfall	No	No
S8.3	Expanding Outfall Channel	Yes	No
S9	Fremont Cutoff Embankment Improvements	-	-
S9.1	Near Ventura	Yes	No
S9.2	Between Old Hwy 30 and UPRR	Yes	No

Alternative Number	Alternative Name	Carried Forward to Recommendations	Carried forward to FEMA Preferred Alternative
<b>Nonstructural Alternatives</b>			
N1	Building Modification Techniques	-	-
N1.1	Acquisition	Yes	Yes
N1.2	Relocation	Yes	Yes
N1.3	Elevation	Yes	Yes
N1.4	Wet and Dry Floodproofing	Yes	Yes
N1.5	Basement Abandonment or Existing Building Retrofit	Yes	Yes
N1.6	Utilities Modifications	Yes	Yes
N2	Programmatic Techniques	-	-
N2.1	Review and Enhance Flood Risk Mapping and Local Ordinance	Yes	Yes
N2.2	High-Hazard Area Restrictions	Yes	Yes
N2.3	Educational Outreach	Yes	Yes
N2.4	Review Emergency and Hazard Mitigation Plans	Yes	Yes
N2.5	Review Evacuation and First Responder Actions	Yes	Yes
N2.6	Review and Enhance CRS Program	Yes	Yes

## Alternative Screening

Structural and nonstructural alternatives were screened based on their effectiveness for the flood risk conditions experienced within the Platte Township. Alternatives that proved technically feasible were then considered by the project partners. The County and their partners considered many factors during the alternative evaluation process. Their goal was to select a FEMA fundable preferred alternative which would address the flood risk in the focus area to the greatest number of high-risk properties without increasing the risk to adjacent areas. The following section describes the alternatives considered, their technical feasibility for the focus area and the project partners' decision if the alternative should move toward implementation.

### STRUCTURAL ALTERNATIVE SCREENING

Structural flood risk reduction techniques are commonly utilized to move flood water away from groups of structures and infrastructure to reduce the damage associated with flooding. Structural alternatives were screened for effectiveness by modifying the HEC-RAS model to incorporate the alternatives into individual proposed conditions scenarios. Effectiveness was judged based on the proposed conditions showing a reduction in area flooded, reductions in ponded depths and reduction in velocities in targeted area. Consideration was also given to any adverse impacts of these alternatives like increased flood risk to properties outside of the target area. Identified structural alternatives were aimed at improving the resiliency of the Fremont sandpit lake communities and leveed areas in Fremont and Inglewood with improvements to infrastructure within the focus area. Figure 16 outlines the locations of the alternatives discussed below.

## **S1 - Farmland Levee Improvements**

As a key piece of flood risk reduction infrastructure within the Platte Township the Farmland Levee was one of the locations that the community has a strong desire to potentially enhance. Numerous past studies have also considered improvements to the Farmland Levee, especially to improve the levee to a level that would allow the community to enroll the levee in the PL 84-99 program to both improve the resilience of this area to the frequent flooding events that they experience and allow for flood fight assistance from USACE. Past studies of the Farmland Levee have pointed out the weakness of the levee including lack of existing easements for maintenance, height deficiencies, unwanted vegetation considerations, and concerns as to the geotechnical soundness of the embankment. With past studies in mind the following alternatives to this key piece of infrastructure were evaluated.

### *S1.1 - 100-year Levee Raise*

Raising the Farmland Levee to a 100-year levee is an attractive alternative for the communities as this provides the potential to remove many structures from the floodplain and reduce the need for mandatory purchase of flood insurance in the levee protected area. However, implementation of this alternative is considered not feasible due to the increase to the water surface elevation (WSE) in the Platte River and a lack of tie in locations. Based on model results the WSE just upstream of the Highway 77 bridge increases by 4.2 inches when the levee is raised to a 100-year elevation. Additionally, the WSE along the riverside of the improved levee, including Rainbow Lake, increased by 3.7 inches due to this raise for the 100-year event. Due to the increased WSE and potential for impacts this alternative was removed from consideration.

### *S1.2 - 50-year Levee Raise*

Raising the levee to a 50-year level was also considered as part of this Assessment. Multiple levels of freeboard above the 50-year WSE were evaluated to ensure that the levee would not cause a rise in the WSE in the Platte River upstream of the Highway 77 bridge. Based on model results it was determined that a 50-year plus 0.0 feet would meet this criterion of no increase in the floodway.

A preliminary cost opinion was created for this alternative which can be seen in Appendix D. A preliminary benefit analysis was completed which only considered the structural benefits for the 50-year event, which showed a BCR of 1.14 using the 3% discount rate. This BCR is promising, however, the County and their partners decided that they did not want to move forward with this alternative at this time. This decision was made after considering many factors including the lack of clarity as to if improvements to a non-accreditable levee would be a FEMA fundable alternative, limited local funding capacity at the time of this assessment due to the implementation of other major flood risk reduction projects within the Fremont and Dodge County areas and that this alternative is this alternative does not address the high-risk sandpit lakes region. This alternative was removed from consideration at this time.

### *S1.3 - Through Seepage Protection*

The 2020 Fremont Levee Evaluation performed a geotechnical analysis of the existing Farmland levee. This analysis shows the composition of the existing levee

to consist of reasonably compacted granular material. The use of this type of material to build a levee increases the probability of the levee failing due to through seepage. Through seepage is when water is able to create a path through the soil pores of the levee from the river side to the land side. Depending on the water pressure, due mostly to height of water on the river side, this seepage path can become a failure point as water is pushed to the land side. Granular material is the most likely to fail due to this mechanism. For this reason, the addition of a 3 ft compacted clay cap is recommended for the river side of the Farmland Levee as it would significantly increase the resilience of the levee by significantly reducing the ability of water to move between soil pores. This is an important consideration for this structure as the geotechnical investigation performed as part of the 2019 Farmland Levee repairs showed that the levee is comprised of granular material. An additional benefit to this alternative is that it would be more resistant to erosion due to high riverside velocities.

A preliminary cost opinion was created for this alternative which can be seen in Appendix D. This alternative was removed from consideration at this time as the County and their partners would want to implement this alternative in conjunction with a levee raise which has also been eliminated from consideration.

Although this alternative has been removed from further consideration for structural implementation it is recommended that this geotechnical concern be communicated to the residents and businesses behind the levee and the risk of failure used to update emergency action plans to ensure that people living and working behind the levee are evacuated at an appropriate time.

#### *S1.4 - Under Seepage Protection*

As part of this evaluation a preliminary geotechnical evaluation was conducted which showed sample locations having under seepage concerns. For this reason, pursuing further geotechnical analysis and design of under seepage mitigation measures are recommended. Further detailed geotechnical analysis is needed to determine the size, type and location of mitigation measures. Understanding any geotechnical concerns of the existing Farmland Levee is vital to any levee improvement designs going forward but is also important from the standpoint of understanding the actual level of protection that the levee can provide. For example, if under seepage concerns are prevalent throughout the levee, it increases the likelihood that the levee will fail long before it is overtopped due to water pushing its way under the levee. Understanding the level of risk for the levee is an important consideration for those who live and work behind this levee.

A preliminary cost opinion was created for this alternative which can be seen in Appendix D. This alternative was removed from consideration at this time as the County and their partners would want to implement this alternative in conjunction with a levee raise which has also been eliminated from consideration.

Although this alternative has been removed from further consideration for structural implementation it is recommended that this geotechnical concern be communicated to the residents and businesses behind the levee and the risk of failure used to update emergency action plans to ensure that people living and working behind the levee are evacuated at an appropriate time.

#### *S1.5 - Overtopping Protection*

If less than a 100-year levee improvement is selected, then the addition of improvements that will protect the levee when it is over topped would be beneficial. Velocities on the landside slopes of the levees can range from 15 ft/s to 30 ft/s. This is well above the 3-5 ft/s that grassed slopes are typically able to withstand.

A preliminary cost opinion was created for this alternative which can be seen in Appendix D. This alternative was removed from consideration at this time as the County and their partners would want to implement this alternative in conjunction with a levee raise which has also been eliminated from consideration.

### ***S2 - New Farmland Levee Alignment***

In an effort to raise the height of the Farmland Levee to a 100-year storm event and reduce the encroachments to the levee, a second alignment was considered which moved the levee northeast approximately 530 ft in the middle while keeping the same tie in locations. This alternative was not able to reduce the rise in the Platte River WSE upstream of the Highway 77 bridge but was able to reduce the WSE rise approximately 4000 ft upstream of the Highway 77 bridge at the narrowest point in the Platte River from a 3.4-inch rise to a 1.92-inch rise. This was not enough of a reduction in rise to merit the cost and land acquisition need to implement this alternative, thus this alternative was removed from further consideration.

### ***S3 - Highway 77 Bridge Replacement***

Model results point to the Highway 77 bridge causing backwater effects which impact the focus area and has historically increased the risk of ice jams in this area. This approximately 0.25-mile bridge was built to replace a smaller structure which was damaged during the 2019 flood event. Improvements to this bridge would be very costly and would likely necessitate the improvement of the UPRR bridge just downstream as well. Due to the scale of this alternative being beyond the scope of this assessment, it was removed from further consideration. However, it is recommended that when it is necessary to replace the existing bridge it should be replaced with a structure whose capacity has been designed to eliminate backwater effects for this assessment's focus area using the most updated, detailed Platte River model available. Additionally, a screening of a replacement bridge should be conducted to understand the impacts to downstream water levels during large storm events.

### ***S4 - Ridgeland Road Culvert Improvements***

There are 14 culverts along Ridgeland Road which were damaged by the 2019 flood event and replaced using FEMA Public Assistance money. These culverts range in size from 18 to 48 inches in diameter. Improving these culverts to withstand a 5-year storm event was considered, however the section of Ridgeland Road where the majority of the culverts are located is inundated by Platte River overflows during this event and by the 10-year storm Ridge/Ridgeland Road is inundated and overtopped at the location of all of these frequently damaged culverts. Additionally, the size of culvert that can be installed is limited due to shallow bury depths. Increasing the size of these culverts is not feasible due to the frequent high flows and lack of space to expand culvert size.

Hardening these culverts, through the addition of headwalls and riprap on upstream and downstream ends, would be a viable option to allow these culverts to better withstand frequent inundation.

Overall, conveyance improvements lack feasibility, but resilience can be improved by implementing hardening through placement of riprap or other measures to reduce frequency of damages. Due to the lack of impact to the extent of flooding, the focus are the County and their partners decided to remove this alternative from further consideration.

### **S5 - Hormel Park Improvements**

Hormel Park is a wooded park that lies on the left bank of the Platte River just upstream of the Highway 77 bridge. This area is a pinch point for the Platte River with many of the historical ice jams forming in this area. The purpose of these improvements is to determine if increasing the movement of water through this area would benefit the Fremont lakes area.

#### *S5.1 - Remove Dead Wood*

Removal of the dead wood in Hormel Park was modeled by lowering the roughness of the terrain within the park in the HEC-RAS model. The existing roughness ( $n = 0.2$ ) represents a wooded area with many downed trees and extensive woody undergrowth while the proposed roughness ( $n = 0.1$ ) is representative of a wooded area with no downed trees and minimal woody undergrowth. This alternative does provide a few inches of relief to the area for the 5-year storm. The removal of dead wood was removed from consideration due to the significant cost of this alternative for a limited improvement in flood elevations.

#### *S5.2 - Lower Flow Paths*

To further increase the capacity of Hormel Park, the flow paths through the park were lowered in addition to the removal of dead wood. To allow for the main flow path in the park, which crosses Ridgeland Road, to be lowered an outfall structure was added to Rainbow Lake to maintain its water level at existing depths and to reduce the frequency of water from backing up into the lake during high water events on the Platte River. Finally, the Hormel Park pedestrian bridge was removed to further remove restrictions to this flow path. This alternative was more successful at lowering the impacts to the lakes area for the 5-year storm, however, it does begin to increase the WSE of the Platte River upstream of the Highway 77 bridge. This alternative was also removed from consideration due to the significant cost for a limited improvement.

### **S6 - Old Channel Overflow Path**

Based on the flow path connectivity that early topographic maps show the area having, an alternative was created to mimic the connectivity by creating a dedicated path for overflows to pass between lakes to reduce the overall WSE. Modeling showed that for the 5-year event this alternative would succeed in reducing the WSE along Big Island Road, but increases the WSE in Rainbow Lake, Hormel Park and at the Highway 77

bridge. The overflow path alternative was removed from consideration because it did not prove effective at reducing overall flood risk.

### **S7 - Lake Berm Improvements**

Improving the existing lake berm network was considered by this Assessment. The existing lake berms begin to overtop for the 5-year storm into Summer Haven Lake, Ridgewood Lake and other small lakes. An alternative was developed to reduce the frequency of this overtopping by improving berms along Big Island and Ridgeland Road by 6 inches to 2 feet. These berm improvements begin to increase the depths on the structures along Big Island Road by 2 inches for the 5-year event. The berm improvements were removed from consideration due to the large cost of raising these roads to achieve only a 5-year benefit.

### **S8 - Fremont Cutoff Ditch Outfall Improvements**

The outfall of the Fremont Cutoff Ditch receives Platte River overflows along with flow from Rawhide Creek. Improvements to the Cutoff Ditch Outfall are frequently considered by the public and stakeholders as a way to improve the function of this system.

#### *S8.1 - UPRR Bridge Improvements*

An improvement to the UPRR bridge near the Cutoff Road and Old Highway 30 intersection is one of the ideas promoted by the public and stakeholders. After consideration this bridge was left at its existing size. This bridge not only restricts the flow of Rawhide Creek drainage, causing ponding west of the Cutoff Ditch, but also restricts the Platte River overflows headed north. Until downstream restrictions are removed it is not recommended to change the capacity of this bridge. A change in this bridge's capacity is likely increase both the flow moving south during normal Platte River conditions and moving north during high Platte River conditions. During Platte River events, an increase in the bridge capacity will increase the probability of ponding behind and overtopping of Cutoff Ditch Embankment and a reduction in capacity would keep more flow in the river and increase the probability of impacts on the downstream lake embankments, Farmland Levee, and Highway 77 bridge.

#### *S8.2 - Straighten Ditch Outfall*

Another improvement considered was to straighten the Cutoff Ditch south of the UPRR bridge to continue straight south the Platte River. This is not possible as the elevation at the Platte River at that point is approximately 2.5 ft higher than the Cutoff Ditch at the UPRR bridge. This alternative was removed from consideration.

#### *S8.3 - Expanding Outfall Channel*

The current alignment of the Fremont Cutoff Ditch outfall channel winds between Lake Ventura and the Rod and Gun Club. There is little room along this alignment to widen the channel and there are three 90-degree turns which create high velocities with the potential to erode embankments. To expand the Fremont

Cutoff Ditch outfall channel, it was instead decided to add a secondary channel which would flow through two ponds in the Rod and Gun Club which were damaged during the 2019 event and do not appear to be repaired at the time of this assessment. This second channel allows Platte River overflows to return to the Platte River more readily and reduces WSE behind the west embankment of Lake Ventura. This alternative was removed from consideration for this assessment as it lies entirely on private property and does not provide the widespread benefits that the County would like to achieve with the preferred alternative of this assessment. It is recommended that the County pass this alternative on to the Rod and Gun Club and potentially work as partners to implement this alternative.

### **S9 - Fremont Cutoff Ditch Embankment Improvements**

When Platte River Overflows overtop the Fremont Cutoff Ditch embankment the topography directs the overflows towards the two Highway 275 crossings into Fremont. The upper portion of this embankment is a portion of the Rawhide WFPO preferred alternative. However, the source of damage for these alternatives is the Platte River instead of the Rawhide Creek events. Additionally, the location of these alternatives and their focus of their benefits do not overlap as the Rawhide Creek alternative are designed to reduce the impacts to the northwest corner of Fremont, while the following alternatives are designed to reduce impacts to Lake Ventura and the Fremont State Recreation Area and the southwest corner of Fremont.

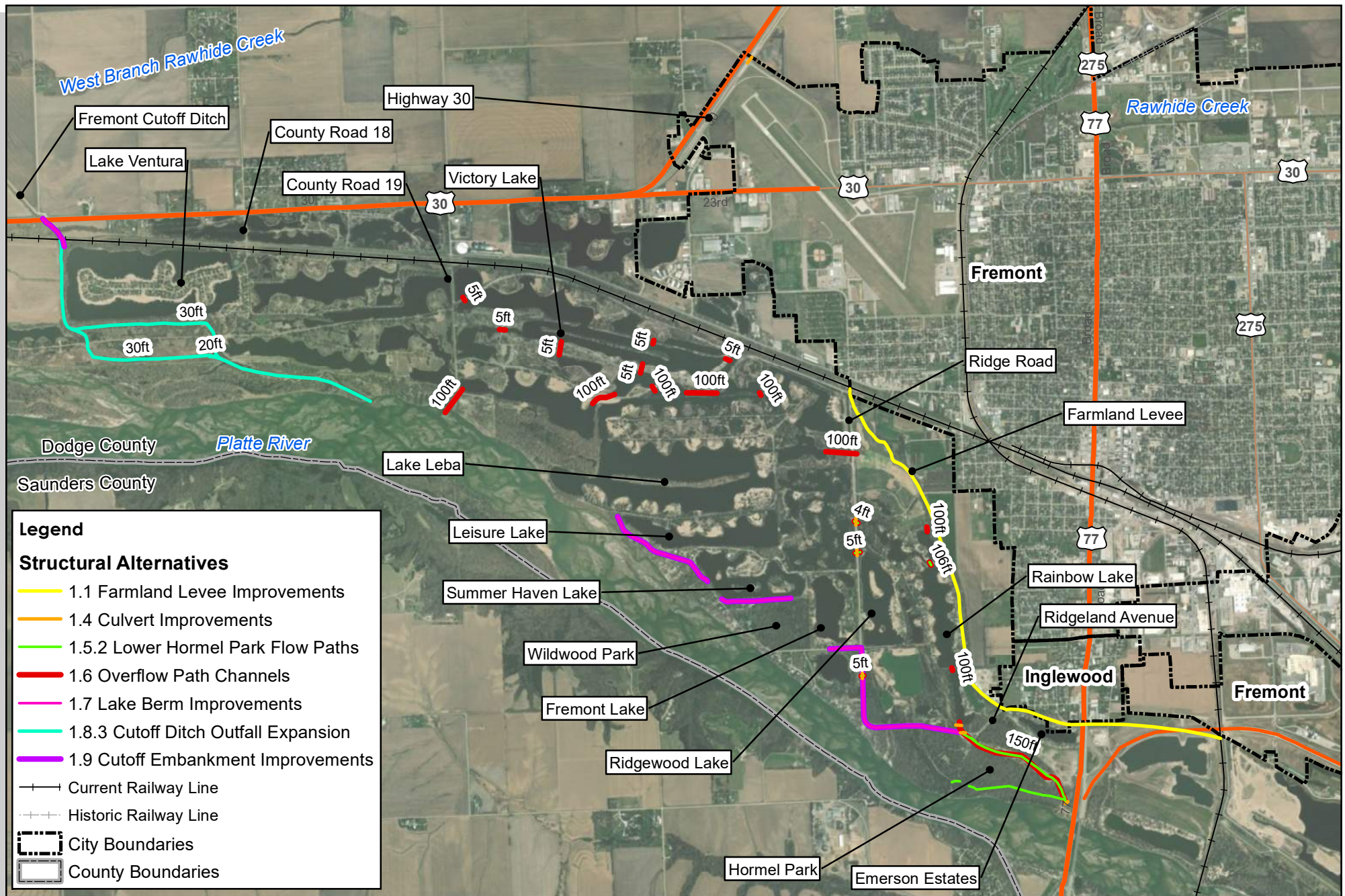
#### *S9.1 - Near Ventura*

This alternative would increase the height of the berm between the UPRR and the northwestern corner of the Lake Ventura embankment and add additional riprap to prevent erosion. Raising this embankment to a level 3 inches lower than the railroad embankment would prevent this location from overtopping to the 100-year event. Maintaining proper drainage in the ditch north of Lake Ventura would need to be considered as this alternative is developed further and coordination with the UPRR would be required. This alternative was removed from consideration for this assessment as it lies entirely on private property and does not provide the widespread benefits that the County would like to achieve with the preferred alternative of this assessment. It is recommended that the County pass this alternative on to the Lake Ventura HOA and potentially work as partners to implement this alternative.

#### *S9.2 - Between Old Hwy 30 and UPRR*

This alternative would increase the height of the berm between the UPRR and the Old Highway 30 embankment. Raising this embankment to a level 3 inches lower than the railroad embankment would prevent this location from overtopping up to the 50-year event. Maintaining proper drainage in the ditch north of Lake Ventura would need to be considered as this alternative is developed further and coordination with the UPRR would be required. This alternative was removed from consideration for this assessment as it lies entirely on private property and does not provide the widespread benefits that the County would like to achieve with the preferred alternative of this assessment. It is recommended that the

County pass this alternative on to the Lake Ventura HOA and potentially work as partners to implement this alternative.

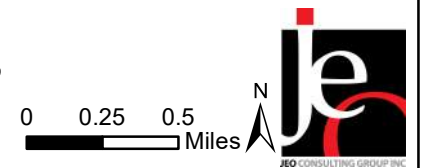


Created By: CEO  
 Date: 12/11/2023  
 Software: ArcGIS 10.8.1

# Figure 16: Structural Alternatives

## Platte Township Flood Risk Assessment

This map was prepared using information from record drawings supplied by JEO and/or other applicable city, county, federal, or public or private entities. JEO does not guarantee the accuracy of this map or the information used to prepare this map. This is not a scaled plot.



## NONSTRUCTURAL RISK ASSESSMENT AND ALTERNATIVE SCREENING

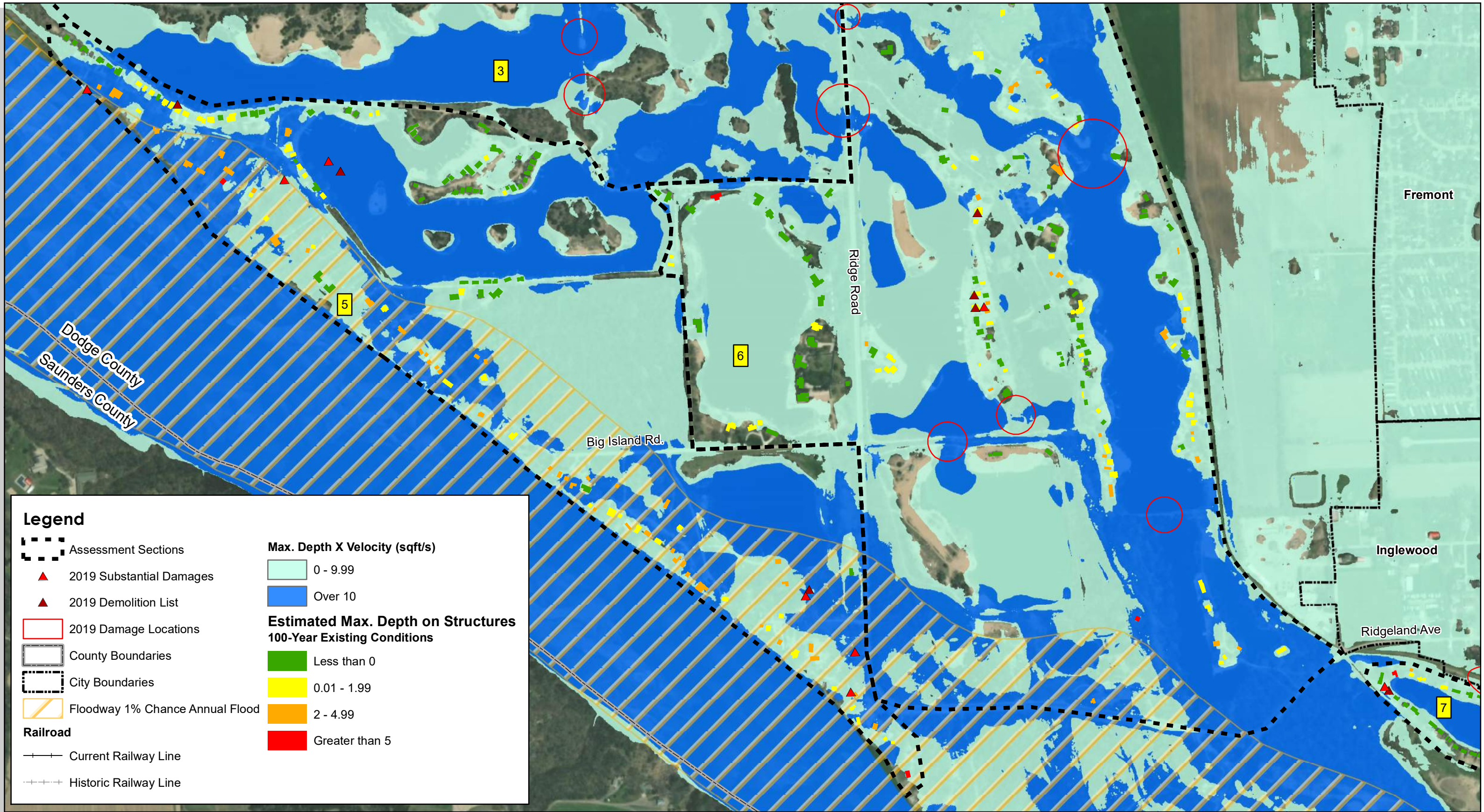
Nonstructural flood risk reduction techniques are commonly utilized in reducing flood risk and the damage associated with flooding. These techniques consist of two categories: building modifications and programmatic. Building modification techniques are applied to individual buildings to increase their resiliency to flooding and reduce damage. These techniques do not adversely impact the natural characteristics of the floodplain (duration of flooding, areal extent, depth, or velocity). Programmatic techniques address flood risk through regulations, policies, and best management practices. These techniques can be considered separately from building modifications or combined to develop a comprehensive nonstructural program for reducing flood risk.

The flood risk for buildings located in Platte Township was initially reviewed based on a desktop assessment utilizing flood risk data sourced from the updated flood risk modeling completed by JEO. Hydraulic modeling indicated that flood depths and flood velocities within the floodway and several areas external to the floodway are a substantial risk to development. JEO flood risk modeling, building footprints and LiDAR elevations, county assessor information, and data developed from prior investigations were used to conduct the assessment.

The flood risk to buildings was screened during the desktop assessment by comparing the depth of flooding to the estimated first-floor elevation of existing buildings and identifying the potential flood velocity due to a 1% annual chance flood event. Combined, the flood depth and velocity can predict relative risk of flood damage to individual buildings. The flood risk screening is illustrated by color-coded building footprints in Figure 17. This information combined with building construction, building location, and flood risk modeling indicates the potential risk to each building.

Considering the desktop flood risk assessment, site visits were then conducted within the study area as part of the field assessment which focused on a sampling of buildings within the study area. Numerous buildings and infrastructure were observed during the site visits. The flood risk to individual buildings illustrated in Figure 17 was confirmed or revised through visual observation. The visual condition for selected buildings (good, fair, poor) was also used as an indicator of potential risk. Existing buildings located throughout the study area consist of a mix of buildings constructed as slab on grade foundations to large multi room and multi floor all-season residential and non-residential buildings that are elevated on extended foundations, piers, posts, or columns. The elevation of the first floor of selected desktop assessment buildings were observed in the field and confirmed by considering if the building had a slab on grade foundation, is elevated on concrete masonry units (CMU), or on piles, post, and columns. The height of the relative first floor elevation was approximated in the field and checked against the hydraulic model and desktop flood risk elevation assessment. The condition of individual buildings was also ascertained from the field and used as an indicator of risk.

During the field assessment it was observed that numerous buildings, located within and outside of the FEMA designated floodway, were elevated but did not have certified flood vents installed or had non-engineered flood vents resulting in the buildings being noncompliant with the National flood Insurance Program as well as being at risk of foundation failure due to excessive external flood forces. The buildings elevated on piers, posts, and columns appear to have their first floor potentially elevated above the base flood elevation, but additional investigation is required to determine the specific floor elevation.



**Figure 17 - Nonstructural Assessment Overview**

Platte Township - West Fremont Drainage Study

Created By: CEO  
Date: 2/8/23  
Software: ArcGIS 10.8.1

This map was prepared using information from record drawings supplied by JEO and/or other applicable city, county, federal, or public or private entities. JEO does not guarantee the accuracy of this map or the information used to prepare this map. This is not a scaled plat.

0 0.125 0.25 Miles



Nonstructural flood risk reduction alternatives were developed based on the desktop and field risk assessments described above. The nonstructural options considered building modification techniques, which are applied to individual buildings to increase their resiliency to flooding and reduce damage, while programmatic techniques address flood risk and increase overall community resiliency through regulations, policies, ordinances, and advancing best management practices.

The following list of alternatives is based upon the results of the desktop assessment, field assessment, and multiple meetings with local officials. Alternatives consist of building modification techniques (BMT) and programmatic techniques (PT) which were considered for providing the greatest resiliency benefits if a comprehensive nonstructural program were to be enacted through the local governmental entities. The alternatives were not analyzed in detail to determine the cost and benefits for any specific building, but a review of several existing buildings during the field assessment tends to favor these techniques if all suggested technique criteria and funding requirements could be met. Advancements in mitigation products continue to evolve nationally which support increased risk reduction and lower manufacturing and implementation costs. A comprehensive nonstructural program of this magnitude will require commitment from governing entities, take time to implement, require longevity to become effective, and require multiple funding streams. A program would likely be implemented incrementally over time as funding and staffing resources allow, although certain actions could occur in a shorter period if funding is available.

Table 8 summarizes the recommended mitigation criteria for the general building modification techniques described below. The criteria have been developed over decades of field assessments and are established as “rule of thumb” considerations as unlimited funding and engineering could overcome some of the restrictions identified for specific techniques. Flood depth, flood velocities, and building condition are critical criteria for assessing mitigation techniques.

Table 8: Nonstructural Mitigation Criteria

Nonstructural Technique Matrix Flood Risk Management November 2023		Nonstructural Mitigation Techniques									
		Elevation				Relocation	Acquisition	Basement abandonment	Utilities Modification	Dry Flood Proofing	Wet Flood Proofing
		Basement/Crawlspace	Slab-on-Grade	Piles	Post/Columns						
Flood Characteristics	<b>Flood Depth</b>										
	Shallow (<3 feet)	Y	Y	Y	Y	N	N	Y	Y	Y	Y
	Moderate (3 to 6 feet)	Y	Y	Y	Y	Y	Y	Y	Y	N	Y
	Deep (6 to 12 feet)	Y	N	Y	Y	Y	Y	Y	Y	N	Y
	<b>Flood Velocity</b>										
	Low (less than 3 feet per second)	Y	Y	Y	Y	N	N	Y	Y	Y	Y
Moderate (3 to 6 feet per second)	Y	Y	Y	Y	Y	Y	Y	Y	N	N	
High (greater than 6 feet per second)	N	N	Y	N	Y	Y	Y	Y	N	N	
Flood Characteristics	<b>Debris /Ice Flow</b>										
	Yes	N	N	Y	N	Y	Y	Y	Y	N	N
No	Y	Y	Y	Y	Y	Y	Y	Y	Y	Y	
Site Character	<b>Site Location</b>										
	Riverine Floodplain	Y	Y	Y	Y	Y	Y	Y	Y	Y	Y
	<b>Soil Type</b>										
	Permeable	Y	Y	Y	Y	Y	Y	Y	Y	N	Y
Impermeable	Y	Y	Y	Y	Y	Y	Y	Y	Y	Y	
Structure Characteristics	<b>Structure Foundation</b>										
	Slab on Grade (reinforced)	Y	Y	Y	Y	Y	Y	Y	Y	Y	Y
	Basement / Crawlspace	N	N	N	N	Y	Y	Y	Y	N	Y
	Abandonment of Crawlspace/Basement	Y	Y	Y	Y	Y	Y	Y	Y	Y	Y
	<b>Structure Envelope/Exterior</b>										
	Concrete, Stone, or Masonry	Y	Y	Y	Y	Y	Y	Y	Y	Y	Y
	Metal	Y	Y	Y	Y	Y	Y	Y	Y	Y	Y
	Wood	Y	Y	Y	Y	Y	Y	Y	Y	Y	Y
	<b>Overall Structure Condition</b>										
	Good to Fair	Y	Y	Y	Y	Y	N	N	Y	Y	Y
Fair to Poor	N	N	N	N	N	Y	Y	N	N	N	

The building modification and programmatic alternatives were evaluated on a scale of High, Medium, or Low (H, M, L) priority according to how the desktop assessment, field assessment, and discussions with local officials indicated the potential risk reduction and the potential acceptability of including each alternative into a comprehensive nonstructural program.

### N1 - Building Modification Techniques

Building modification techniques are applied to individual buildings to increase their resiliency to flooding and reduce damage. These techniques do not adversely impact the natural characteristics of the floodplain (duration of flooding, areal extent, depth, or velocity).

#### N1.1 - Acquisition

This technique consists of acquiring the at-risk building and land that the building sits upon. The building is either demolished or if in good condition is sold to others and relocated to a site outside of the floodplain. The land where the building was acquired from becomes deed restricted to prevent development from occurring in the future and becomes available for open land management as stipulated by the

National Flood Insurance Program (NFIP). Criteria important to the consideration of acquisition is the overall condition of the building, flood depth, and flood velocities.

The 2019 flood event caused catastrophic damage to several buildings and properties within the study area. Several buildings were substantially damaged and remain unrepaired and vacant. While property that is acquired through an established state or federal program to offset the cost of acquiring any building and land is deed restricted to prevent future flood damage, this technique could provide flood risk reduction benefits by not occupying the property and making it available for open land management that could be of interest to the Department of Parks and Recreation or through Nature Preservation programs. For example, acquiring the camp property along Ridge Road that is contiguous with City owned land is an opportunity to remove buildings from flood risk and potentially expand the nearby park. Acquisition should be prioritized based on property location and building condition. Acquisition of severely damaged properties should be included in a comprehensive nonstructural mitigation program. Additionally, it is recommended that Fremont develop a funding basis to be prepared to potentially acquire at-risk properties as open market sales opportunities arise. Based upon study results, this alternative was rated as High for inclusion in a comprehensive nonstructural program.

#### *N1.2 - Relocation*

This technique requires physically moving the existing building away from the flood hazard area to a location outside the floodplain. The land where the building had been originally located is purchased, becoming deed restricted to prevent development from occurring in the future, and becomes available for open land management as stipulated by the NFIP. Criteria important to considering relocation is the building's overall condition, flood depth, flood velocities, and availability of relocation sites outside the regulatory floodplain.

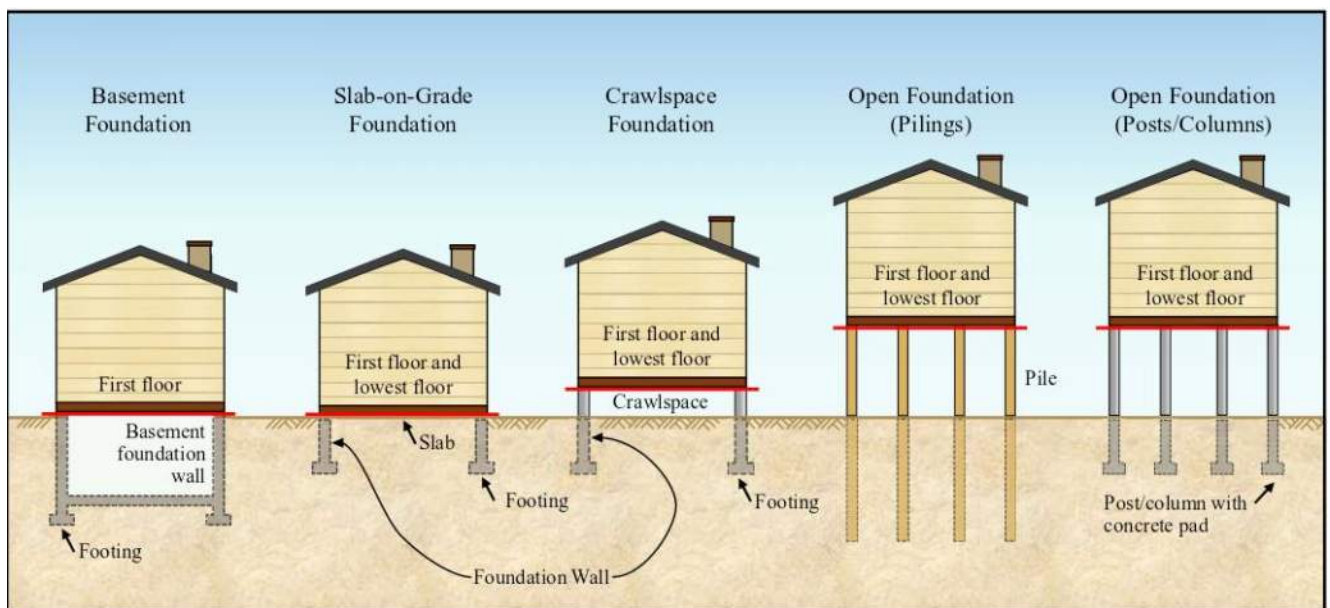
Evacuation of high-risk floodprone areas is always recommended for completely reducing flood risk. Relocation requires the homeowner or business owner of a qualified building, a building which meets minimum criteria, to volunteer to have the building relocated out of the floodplain. This technique could be incorporated into a comprehensive nonstructural program to provide guidance to government officials and building owners who may be interested in this method of mitigation. Successful implementation requires a location for the building to be moved to, which potentially complicates this approach in comparison to acquisition, elevation, or retrofitting. Relocation of qualified buildings should be included in a comprehensive nonstructural mitigation program. Based upon study results, this alternative was rated as Medium for inclusion in a comprehensive nonstructural program. Final determination regarding the potential to implement this alternative will require property owner coordination as well as additional interior structural detail for individual buildings to determine if it is feasible for the building to be moved.

#### *N1.3 - Elevation*

This technique is used for lifting an existing building to an elevation which is at least one foot above the 1% annual chance flood elevation. Elevation can be performed on five structural foundation types (basement walls, slab on grade, crawlspace, piles, and posts/columns as illustrated in Figure 18 and placed upon compacted fill

material. Regarding slab on grade foundations, if the slab is not reinforced to where it can withstand both compression and tensile forces of lifting, the technique would require separating the structure from the slab and then constructing a new foundation at the appropriate elevation.

At a minimum, this building modification technique should be considered for inclusion in an updated local ordinance to provide guidance for new development and retrofitting existing buildings. This technique is used for elevating buildings on basement and crawlspace walls, slab on grade, piers, and post/column foundations, as well as compacted fill material. This alternative may be driven by property owner communication, individual building suitability, and funding availability. Additional details for individual buildings can be provided through a nonstructural program approach. Based upon study results, this alternative was rated as Medium for inclusion in a comprehensive nonstructural program.



(source: FEMA Homeowner's Guide to Retrofitting)

**Figure 18: FEMA Homeowners Guide to Retrofitting**

#### *N1.4 - Wet and Dry Floodproofing*

Wet floodproofing allows floodwater to enter a building and is applicable as either a stand-alone measure or as a measure combined with other measures such as elevation. As a stand-alone measure, all construction materials and finishing materials need to be water resistant and all utilities must be elevated above the design flood elevation. This technique by itself is potentially not applicable to high flood depths and high velocity flows; implementation will need to consider structural sufficiency of the building or other site-specific factors. Criteria important to considering wet floodproofing is the building's overall condition, flood depth, flood velocities, the structural integrity of exterior and interior walls subjected to floodwater, and site location. Also important is to consider what is allowed by local floodplain management ordinances and potential flood insurance implications. In general, this technique is best combined with elevation or retrofitting where the wet floodproofing is installed in a crawl space that would be undamaged by floodwaters.

Dry floodproofing prevents water from entering a building and potential effectiveness is based on laboratory tests, where a “conventional” built building can be dry floodproofed up to 3 to 4-feet in height. A structural analysis of the exterior walls is recommended if a higher level of protection is desired. Closure panels are required at all openings. This measure does not work with basements or crawlspaces due to floodwaters penetrating the building from below through seepage. The greater the depth and duration of flooding, the less likely this technique will be successful in reducing flood risk. Criteria important to the consideration of dry floodproofing is the overall condition of the building, flood depth, flood velocities, the structural integrity of exterior walls, the installation of passive barriers at pedestrian and vehicle entrances, and site location. For local floodplain management compliance, dry floodproofing is only allowed for non-residential buildings.

Due to the functionality of some buildings, it is not possible for some buildings to be located away from a river, typically for commercial business purposes. If desired, a comprehensive nonstructural program could develop floodproofing guidance for commercial and other nonresidential buildings. Dry floodproofing guidance on how to prevent the entrance of floodwater and wet floodproofing guidance on how to allow for the entrance of floodwater without causing considerable damage could be incorporated into a program considering individual building characteristics and needs. Based upon study results, this alternative was rated as Medium for inclusion in a comprehensive nonstructural program.

#### *N1.5 - Basement Abandonment or Existing Building Retrofit*

In areas containing subsurface basements or crawlspaces, frequent flooding may saturate the surrounding soil causing excessive pressure on the foundation walls resulting in seepage or foundation failure. The basement is abandoned by filling with aggregate and the utilities and appliances are relocated. Criteria important to the consideration of basement abandonment is the overall condition of the building, if the primary living area is located above the BFE, and if the existing building contains available space for the relocation of utilities and appliances or if a utility addition must be added. Where above grade crawlspaces are more common, retrofitting of those spaces with flood vents can be very effective at improving structural integrity and reducing the risk of flood damages in a lower cost way.

During the field assessment numerous elevated residential buildings, on extended foundation walls, were identified throughout the study area without engineered flood vents. Many of the buildings appeared to have their finished first floor elevated above the base flood elevation. The incorporation of engineered flood vents reduces flood risk to the building and allows the building to become compliant with the NFIP. Depending on the structure, implementing this action may need to be coupled with a structural evaluation of the building and re-enforcement to ensure the building is resistant to flood forces. Incorporation of flood vents and any associated structural bracing improvements should not trigger substantial improvement restrictions. A comprehensive nonstructural program, where additional funding may be identified for assisting with the retrofit flood vent costs, would support flood resiliency for existing buildings and future development. Based upon study results, this alternative was rated as High for inclusion in a comprehensive nonstructural program.

### *N1.6 - Utilities Modifications*

This technique is applicable to the mitigation of electric meters, heating, ventilation, and air conditioning (HVAC) equipment, well heads, propane tanks, and septic systems to reduce flood damage. The important criteria to consider for utility mitigation is mainly the building and infrastructure's overall condition.

During the field assessment the nonstructural team identified where existing utilities such as electric meters and electric circuits, well heads, propane tanks, HVAC systems, and septic systems were at risk of being damaged during severe flood events. Observation of buildings indicated variable flood risk to utilities throughout the study area. Some electric meters, electrical circuits, heating, ventilation, and air conditioning systems (HVAC), well heads, propane tanks, and septic systems are elevated or protected but most appear to be very vulnerable to flood damage.

Within a comprehensive nonstructural mitigation program, guidance could be developed for mitigating existing utilities and incorporated into local codes and ordinances for future utility placement. Based upon study results, this alternative was rated as High for inclusion in a comprehensive nonstructural program.

## ***N2 - Programmatic Techniques***

Programmatic techniques address flood risk through regulations, policies, and best management practices. These techniques can be considered separately from building modifications or combined into a comprehensive nonstructural program for reducing flood risk.

### *N2.1 - Review and Enhance Flood Risk Mapping and Local Ordinance*

Mapping to identify flood risk, whether as a FEMA product or best available information, is used to make informed decisions related to floodplain management. Potential adoption of floodprone areas or other flood risk overlays developed as a result of more in-depth flood risk modeling analysis as a supplement to the FEMA FIRM can also be beneficial. An effective tool in managing the floodplain and reducing flood risk is to establish rules and regulations by the local government. Additional standards beyond the minimum requirements for NFIP participation (higher standards) can be beneficial to facilitate flood risk reduction goals for new development. Land use regulations established by local governments are effective tools in reducing flood risk and flood damage. Communities may also determine certain areas to be too hazardous for human habitation and restrict certain types of development from occurring.

As the intensity and frequency of flooding continues to increase nationwide, it is becoming more imperative for communities to review and modify local floodplain management ordinances, as necessary, to provide for the safety and welfare of residents. Long-term flood risk management with increased resiliency toward flooding can be achieved by reviewing floodway and flood fringe conveyance, depth times velocity, freeboard requirements, non-conversion agreements, the use of certified flood vents, utilities protection, higher standards for flood risk assessment, and the incorporation of periodic floodplain property inspections to provide flood risk data, guidance, and mitigation action direction to inhabitants. Updating Fremont's ordinances to reflect best practices as well as opportunities to leverage best available flood risk models for risk assessments and floodplain management where

this flood risk data enhances the effective FIRM will benefit Fremont's long term flood risk resilience. Based upon study results, this alternative was rated as High for inclusion in a comprehensive nonstructural program.

#### *N2.2 - High-Hazard Area Restrictions*

As illustrated in Figure 15, the hydraulic analysis identified floodwater flow paths outside of the designated floodway which have similar or greater depths and greater velocities than within the floodway, posing additional risk to existing or future development within this area. As part of a comprehensive nonstructural mitigation program construction guidance and/or restrictions for inhabiting these high-hazard areas could be developed. Along with this, it is recommended to develop a procedure for completing flood risk assessments for new developments within this region, including but not limited to review of flood risk factors for the development (level of risk reduction needed) as well as the impact of the development on flood risks for adjacent properties. Based upon study results, this alternative was rated as High for inclusion in a comprehensive nonstructural program.

#### *N2.3 - Educational Outreach*

Educational tools such as presentations, workshops, hand-outs, and online resources, used for managing flood risk by local governments are effective tools for reducing flood risk and flood damage.

Flood damage across the United States affects all fifty states and results in an average cost of \$5 Billion annually with both severe property damage and loss of life occurring. A comprehensive nonstructural mitigation plan should include the programmatic technique of educational outreach. While it is difficult to identify the actual dollar benefit from establishing an educational outreach program, it is well known that presentations, workshops, pamphlets, fact sheets, flyers, online resources, and organization of communication processes to discuss flood risk and mitigation with government officials and floodplain occupants provides value in increasing communitywide resiliency, eliminating life loss, and reducing flood damage. For Platte Township and Fremont in general, this alternative was rated as High for inclusion in a comprehensive nonstructural program.

#### *N2.4 - Review Emergency and Hazard Mitigation Plans*

The development and maintenance of a flood emergency preparedness plan by local officials that identifies hazards, risks and vulnerabilities, and translates into actions is an effective programmatic tool for addressing flood risk.

A conceptual review of the current EAP for flooding indicated the document is large, exceeding 160 pages in length, and does not have a quick reference summary. Specific items related to a review of the EAP which could be conducted under a comprehensive nonstructural plan would be key flood warning action triggers, the process for declaring an evacuation, the lines of succession during an emergency, location of evacuation shelters, and prioritization of critical facilities. While the body of the EAP requires details on the integration of local, regional, and state emergency resources, a formal review could summarize the EAP into several quick reference components such as tables and figures illustrating steps and procedures from the onset of a flood emergency through recovery. Developing a summarized, action-

oriented quick reference document for use during emergencies will be beneficial to support efficient and decisive action. During this review there could be an additional and correlating review of the current HMP to determine if recommendations within the HMP are tied to actions within the EAP which would result in more resiliency to flooding if projects identified in the HMP could be implemented. Based upon study results, this alternative was rated as High for inclusion in a comprehensive nonstructural program.

*N2.5 - Review Evacuation and First Responder Actions*

Life safety of floodplain occupants and first responders is paramount during any flood event. A comprehensive nonstructural program should analyze each private lake's evacuation egress route as well as surrounding transportation routes away from the impacted area and establish when evacuation orders should be activated, as well as establishing appropriate signage for evacuees and guidance for first responders during an impending flood event to provide additional safety during the event. These evacuation protocols could be incorporated into the EAP quick reference document. Based upon study results, this alternative was rated as High for inclusion in a comprehensive nonstructural program.

*N2.6 - Review and Enhance Community Rating System Program*

The CRS program provides flood insurance discounts based on certain additional floodplain, stormwater, and emergency management activities a community does beyond the minimum standards. Fremont is currently a CRS Class 8 community and receives a 10% discount on flood insurance premiums. Depending on the actions taken as a follow-up to these overall recommendations, it is possible the City's CRS class and discount level can be improved.

Based upon study results, this alternative was rated as High for inclusion in a comprehensive nonstructural program.

## Recommendations

The County and their partners considered many factors during the alternative evaluation process. Their goal was to select a FEMA fundable preferred alternative which would address the flood risk in the focus area to the greatest number of high-risk properties without increasing the risk to adjacent areas. Alternatives which met the County's goals have been compiled into the following recommendations.

Project recommendations are preliminary and based on available data; they do not represent a detailed design or planning effort. Should design or detailed planning proceed on any individual recommendation, project details will require adjustments as the project progresses.

The primary overall recommendation is to further develop a full-scale nonstructural program for Platte Township. To start implementation, it is recommended that property owner outreach be completed to support identification of a focus pilot demonstration project that can be used to develop and show the full details of what a program of this type would look like within Platte Township. Completing this will support the implementation of a large-scale, comprehensive program over time. Additional details regarding both structural and nonstructural recommendations is provided below.

### STRUCTURAL RECOMMENDATIONS

There are no structural alternatives that fully aligned with the County's goals for this assessment and therefore no structural actions recommended for further action regarding a possible FEMA HMA program funding application. However, there are a few alternatives which are recommended for the County to reconsider in the future after implementation of the nonstructural recommendations or to partner with lake communities utilizing local or other non-FEMA funding.

#### ***Structural Recommendation #1:***

Share data from this assessment on the following alternatives with landowners and consider partnering opportunities to improve focus area resiliency.

- Alternative S9.1 Fremont Cutoff Ditch Embankment Improvements Near Lake Ventura
- Alternative S9.2 Fremont Cutoff Ditch Embankment Improvements Between Old Hwy 30 and UPRR
- Alternative S8.3 Fremont Cutoff Ditch Outfall Improvements – Expanding Outfall Channel
- Alternative S3 Highway 77 Bridge Improvements

#### ***Structural Recommendation #2***

The Farmland Levee is an important piece of infrastructure for the southern portion of the City of Fremont and Village of Inglewood which has been found to have serious geotechnical vulnerabilities, which have likely contributed to past levee failures. It is recommended to continue to look for funding opportunities for the implementation of a

geotechnical improvement design of the Farmland Levee. The preliminary geotechnical analysis performed by this assessment points to the need for through seepage mitigation (Alternative S1.3) and under seepage mitigation (Alternative S1.4). A detailed geotechnical analysis of the levee is needed prior to design to determine the extents of both seepage mitigation actions. It is recommended that the 50-year levee raise (Alternative S1.2) be implemented at the same time as seepage mitigation as implementing these actions at the same time is more cost effective and will further increase the benefits to the levee protected area. Finally, while the Farmland Levee improvements are designed a change to the levee alignment (Alternative S.2 or similar) should be considered as a change in alignment may improve the ability to acquire the required property, reduce during construction flood risk, and/or reduce the extent of seepage berm necessary.

**NONSTRUCTURAL MITIGATION RECOMMENDATIONS**

Flooding along the Platte River in Platte Township has resulted in significant levels of flood risk followed by various measures of risk reduction and resiliency. The Platte River floodplain contains many buildings at risk of flooding. A comprehensive nonstructural mitigation program can establish the steps and processes for reducing risk to the existing building stock, while establishing guidance for new development to further reduce risk and eliminate significant damage. Whether located within the regulated floodway or the floodplain area, numerous buildings and their associated auxiliary buildings and utilities have been constructed and located in a manner which continues to increase their vulnerability to flooding. The nonstructural assessment considered building modifications and programmatic mitigation techniques which could reduce flood risk, increase resiliency, and lower annual flood damage. The assessment did not include the cost of mitigation for specific buildings, but rather considered an array of nonstructural mitigation actions which could provide short-term and long-term benefits when implemented under a comprehensive nonstructural mitigation program. Table 9 illustrates the recommended building modification techniques (BMT) and programmatic techniques (PT), implemented through a comprehensive plan, with their potential risk reduction rating (High, Medium, Low) that could progressively increase resiliency to flooding and reduce damage within the study area. The proposed techniques are interrelated and would require inclusion of all within the comprehensive program to achieve the ultimate level of flood risk reduction.

**Table 9: Comprehensive Nonstructural Mitigation Program**

<b>Risk Reduction Potential</b>	<b>Mitigation Technique</b>
High	N1.1 - Acquisition (BMT)
Medium	N1.2 - Relocation (BMT)
Medium	N1.3 - Elevation (BMT)
Medium	N1.4 - Wet and Dry Floodproofing (BMT)
High	N1.5 - Existing Building Retrofit (BMT)
High	N1.6 - Mitigate Utilities (BMT)
High	N2.1 - Review and Enhance Local Ordinance (PT)
High	N2.2 - High-Hazard Area Restrictions (PT)
High	N2.3 - Educational Outreach (PT)
High	N2.4 - Review Emergency and Hazard Mitigation Plans (PT)
High	N2.5 - Review Evacuation and First Responder Actions (PT)
High	N2.6 - Review and Enhance CRS Program (PT)

### ***Nonstructural Recommendation #1***

#### **Nonstructural Mitigation Pilot Project and Administrative Framework**

This recommendation would analyze the effective combination of building modification techniques which were identified during the alternative analysis process (Alternatives N1.1, N1.2, N1.3, N1.4, N1.5, and N1.6 in Table 9). The pilot project would apply recommended mitigation actions to individual buildings with a focus on adaptation to the characteristics of flooding (depth, velocity, duration, areal extent) without adversely impacting flooding risk to other buildings. For the pilot project, up to ten existing buildings within Platte Township will be identified through stakeholder and property owner outreach and selected from the at-risk buildings identified through the desktop and field assessments as illustrated in Figure 17 and further outlined in Appendix E. Through a detailed flood vulnerability analysis of the ten existing properties, including main building, auxiliary buildings, and utilities (including but not limited to electrical, HVAC, propane, well, and septic), a cost-effective mitigation strategy will be identified which can be extrapolated beyond the pilot project throughout Platte Township. Ultimately, this effort will be used to create an administrative framework that can continue to identify the next highest risk properties and work to eventually reduce the risk for all properties within the Township and potentially the wider Fremont area. The mitigation strategy for each building will include a site visit, evaluation, and recommendation for mitigation action with cost estimates.

### ***Nonstructural Recommendation #2***

**Evaluate Floodplain Management Ordinance Revisions and Supporting Programmatic Actions.** This recommendation would combine Alternatives N2.1, N2.2, N2.4, N2.5, and N2.6 from Table 9. The focus of this recommendation is to improve the resiliency of Platte Township and the City of Fremont region through programmatic techniques. These programmatic nonstructural mitigation actions are implemented through updating local ordinances, review, and update of emergency action plans, and other programmatic risk reduction measures, which collectively address flood risk and increase resiliency to flooding. Through discussions with selected city and county departments and community leadership, local objectives and considerations regarding the existing floodplain management ordinances would be identified and potential enhancements would be highlighted. The existing ordinance would be compared to the State's model ordinance for possible passages to include. This recommendation would incorporate language for existing and future development, especially in high-risk areas where flood depth and velocity are problematic. As part of this recommendation, a review of the EAP, HMP, and the local CRS program will be conducted.

### ***Nonstructural Recommendation #3***

#### **Stakeholder and Community Engagement**

The focus of this recommendation as outlined in Alternative N2.3 is to coordinate the planning process to support the selection of buildings for the pilot program, implementation of the administrative framework, and approach to programmatic nonstructural mitigation efforts. Meetings and outreach with City officials, public agency stakeholders, and owners of at-risk buildings are critical to the success of any comprehensive nonstructural mitigation program. It is recommended that property owner outreach be completed to support identification of the pilot project properties outlined in Nonstructural Recommendation #1. Community outreach should

also be completed to showcase the impact of the administrative framework (Recommendation #1) and updated programmatic mitigation actions (Recommendation #2). Feedback from the government and private sectors will be incorporated into the results for Recommendations #1 and #2. A detailed and concerted approach to stakeholder and community engagement will support the development and implementation of a large-scale, comprehensive program for Platte Township over time.

**PHASING RECOMMENDATION**

The following table defines the priority of the above recommendations based on the perspective of the study team at the end of alternative evaluation. This long-term phasing plan should be considered to prioritize sequencing and implementation of the recommendations.

**Table 10: Recommended Phasing**

	Short Term Implementation (0-2 years)	Mid-Term Implementation (3-7 years)	Long-Term Implementation (8+ years)
High Priority Recommendations	N1.5, N1.6, N2.1, N2.2, N2.3, N2.4, N2.5, N2.6	N1.1, S1.2, S1.3, S1.4	S3
Medium Priority Recommendations	N1.4	N1.2, N1.3, S8.3, S9.1, S9.2	
Low Priority Recommendations			

## PREFERRED ALTERNATIVE DEVELOPMENT

---

The City of Fremont and Dodge County considered primarily nonstructural actions as outlined in the Recommendations. The following is a brief summary of considerations developed to prioritize next steps.

### **Pilot Project and Administrative Framework**

#### PILOT PROGRAM ASSESSMENT

The City considered the pros and cons of a potential nonstructural mitigation action program. As part of this effort, limited site visits for a sampling of existing buildings in the high risk floodplain areas was completed. To support this effort, review of flood depths using flood models and GIS data as well as the prior Fremont parcel assessment data were also considered.

Field visits and flood depth data review showed significant variability in flood risk across the region of Platte Township, with some buildings lower risk and some very high risk. Complicating potential flood risk reduction action through a nonstructural mitigation action program is that many of the moderate to high risk buildings are in the floodway. This introduces certain regulatory restrictions on flood mitigation retrofitting depending on the technique and costs of the action.

Ultimately, the City staff determined that implementation of regulatory updates and higher standards will be more effective and beneficial to a larger group of property owners and will reduce relative risk within the City more than a targeted pilot program. This decision was based on historical interest in mitigation action, staff availability, and fiscal resource considerations. The City will support pursuit of mitigation action opportunities where feasible, but will initially focus on floodplain ordinance and program updates. As part of this effort, the City will continue to assess building a long-term mitigation action program. Part of this strategy will also include development of a substantial damage management plan, which will assist the City to be prepared to take more swift mitigation action when a major flood occurs in the future.

### **Evaluation of Floodplain Management Ordinance Revisions and Supporting Programmatic Actions**

#### RECOMMENDED POTENTIAL ORDINANCE AND PROGRAM IMPROVEMENTS

The City desires to implement a program of outreach to public, commercial, and industrial sectors to both increase awareness of flood risk and support implementation of strengthened floodplain management codes and standards. Utilizing updated flood risk modeling completed through the Rawhide Creek Watershed Protection and Flood Prevention Operations Plan and the Platte Township BRIC Project Scoping effort, the City has identified key flood risk

considerations along with regions of flood risk not currently shown on the effective FIRM. These include the Rawhide Creek floodplain as well as additional detail such as depth and velocity for the Platte River floodplain. This information coupled with the direct damages experienced in the 2019 flood event and more recent ice jam floods shows the importance of updating the detail of flood risk data available to the public. It also highlights the need to utilize this information to identify and consider adoption of higher standards for floodplain management in the community, especially for higher risk areas.

The City proposes to improve these items through development of a stakeholder and public outreach strategy that will support distribution of flood risk awareness information from new flood risk data alongside the effective FIRM. Additionally, the City plans to use this information coupled with a stakeholder and public outreach strategy to develop a series of floodplain management policy and codes and standards updates for consideration and potential adoption by the community. It is anticipated these updates will focus on risk assessment for new development, higher standards for utilities, standards targeted to high risk and high damage potential regions, and development of a substantial damage management plan to support preparedness for future flooding. It is anticipated these efforts will culminate in revised and strengthened floodplain management codes and standards, adoption of a substantial damage management plan, and a program to support funding of retrofitting and acquisition of floodprone properties in the future. It will also serve as the foundation for potential improvements to the City of Fremont's CRS score.

A preliminary summary of possible ordinance, policy, and program action improvements is outlined below in Table 11.

## IMPLEMENTATION OF PREFERRED ALTERNATIVE

---

The City of Fremont plans to pursue funding through the Building Resilient Infrastructure in Communities (BRIC) program to support implementation of floodplain management ordinance and program updates. The City has submitted a Notice of Intent (NOI) to the Nebraska Emergency Management Agency indicating an intent to apply for funds supporting Building Code Activities through the BRIC program.

Depending on timing and availability of funding opportunities, the City will begin development of these updates and associated public outreach efforts in 2026.



**CHANGE ORDER**

No. 01

**Project:** Wahoo Creek Dams Site 27  
**Owner:** LPNDR  
**Contractor:** Thompson Construction

**Date:** February 24, 2025  
**Project No.:** 018-34230

You are directed to make the following changes in this Contract:

Item No.	Description	Unit	Quantity	Unit Price	Amount
12	Class B Riprap (Auxiliary Spillway)	TN	255	\$90.00	\$22,950.00
13	3" Crushed Aggregate (Auxiliary Spillway)	TN	43	\$45.00	\$1,935.00
27	Fence to be Removed (Auxiliary Spillway)	LF	-233	\$1.00	(\$233.00)
35	Type B Diversion (Auxiliary Spillway)	LF	-70	\$2.50	(\$175.00)
12	Class B Riprap (Access Path)	TN	-4.5	\$90.00	(\$405.00)
13	3" Crushed Aggregate (Access Path)	TN	4.5	\$45.00	\$202.50


**Total** **\$24,274.50**

The original contract sum was ..... \$ 4,314,772.70  
 Net change by previously authorized Change Orders ..... \$ -  
 The Contract Sum prior to this Change Order was ..... \$ 4,314,772.70  
 The Contract Sum will be increased by this Change Order ..... \$ 24,274.50  
 The New Contract Sum including this Change Order will be ..... \$ 4,339,047.20

The Contract time for this project will be increased by 0 days.  
The project date of Substantial Completion as of the date of this Change Order therefore is unchanged.

Not valid until signed by both the Owner and Contractor.  
Signature of the Contractor indicates his agreement herewith, including any adjustment in the Contract sum or Contract Time.

Refer to attached field sketch for the auxiliary spillway and access path.

Recommended: \_\_\_\_\_ Accepted: \_\_\_\_\_ Accepted: \_\_\_\_\_  
 By:  By: \_\_\_\_\_ By: \_\_\_\_\_  
 Project Manager Owner Contractor

Date: 2/21/2025 Date: \_\_\_\_\_ Date: \_\_\_\_\_

Approved by Funding Agency (if applicable) \_\_\_\_\_

DWG: F:\2018\3001-3500\018-3423\Site 27\40-Design\AutoCAD\Final Plans\Sheets\WTRS\DWG\W\_PLAN\_183423-27.dwg  
 USER: jtkinson  
 DATE: Feb 20, 2025 5:07pm  
 XREFS: W\_TBLK\_183423-27 W\_Site27\_GIS-Parcels W\_Site27\_PBase

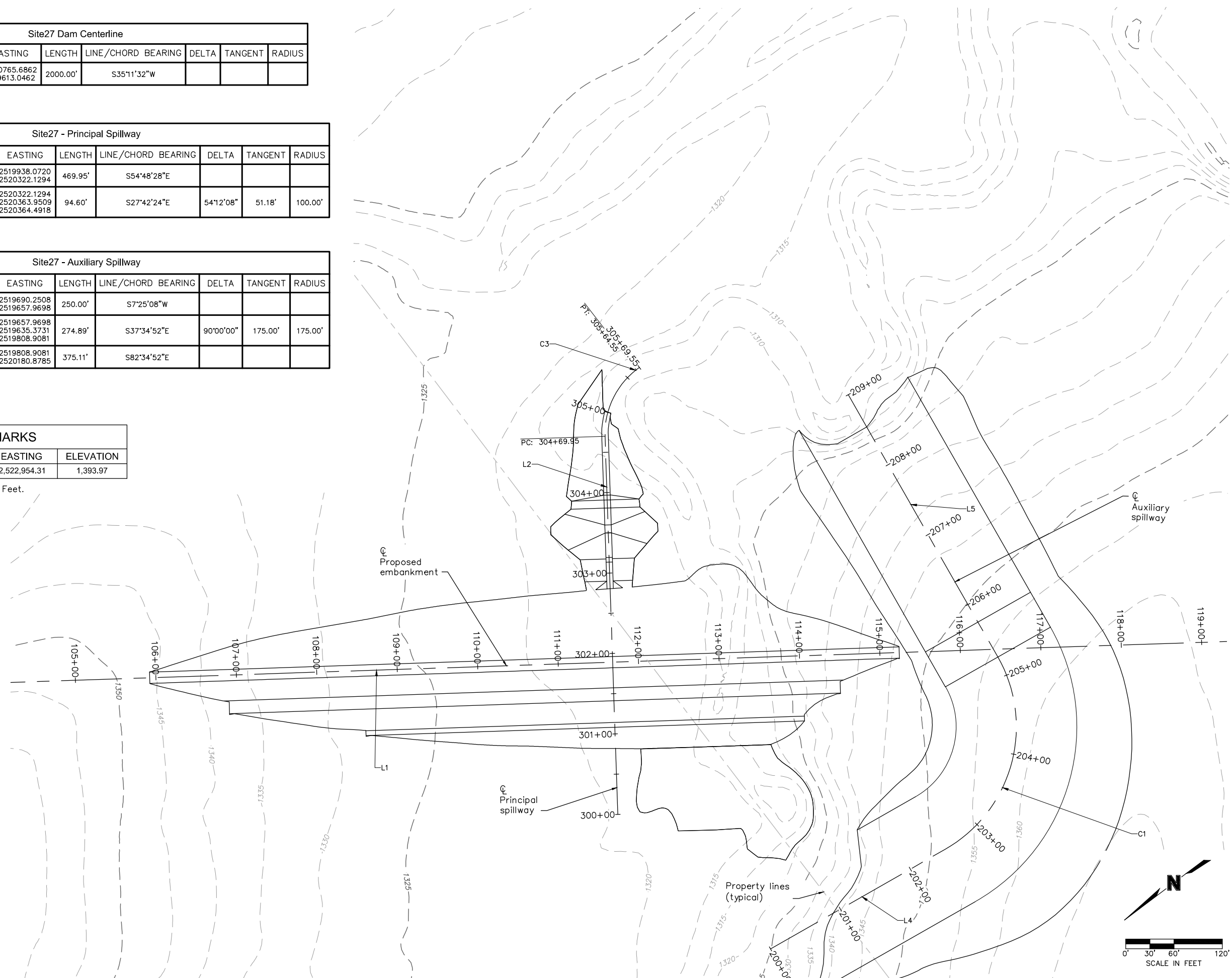
Site27 Dam Centerline								
NO.	STATION	NORTHING	EASTING	LENGTH	LINE/CHORD BEARING	DELTA	TANGENT	RADIUS
L1	100+00.00 120+00.00	540954.6740 539320.2258	2520765.6862 2519613.0462	2000.00'	S35°11'32"W			

Site27 - Principal Spillway								
NO.	STATION	NORTHING	EASTING	LENGTH	LINE/CHORD BEARING	DELTA	TANGENT	RADIUS
L2	300+00.00 304+69.95	540109.3375 539838.4938	2519938.0720 2520322.1294	469.95'	S54°48'28"E			
C3	PC= 304+69.95 PI= 305+21.13 PT= 305+64.55	539838.4938 539809.0006 539757.8285	2520322.1294 2520363.9509 2520364.4918	94.60'	S27°42'24"E	54°12'08"	51.18'	100.00'

Site27 - Auxiliary Spillway								
NO.	STATION	NORTHING	EASTING	LENGTH	LINE/CHORD BEARING	DELTA	TANGENT	RADIUS
L4	200+00.00 202+50.00	540058.9051 539810.9980	2519690.2508 2519657.9698	250.00'	S7°25'08"W			
C1	PC= 202+50.00 PI= 204+25.00 PT= 205+24.89	539810.9980 539637.4630 539614.8663	2519657.9698 2519635.3731 2519808.9081	274.89'	S37°34'52"E	90°00'00"	175.00'	175.00'
L5	205+24.89 209+00.00	539614.8663 539566.4305	2519808.9081 2520180.8785	375.11'	S82°34'52"E			

BENCHMARKS			
ID	NORTHING	EASTING	ELEVATION
BM#1	516,212.87	2,522,954.31	1,393.97

Benchmarks are in US Survey Feet.



Designed	DSL	Date	10/26/2023
Drawn	NLH, JLM, JRA		
Checked	SP, JB		
Approved	DSL		

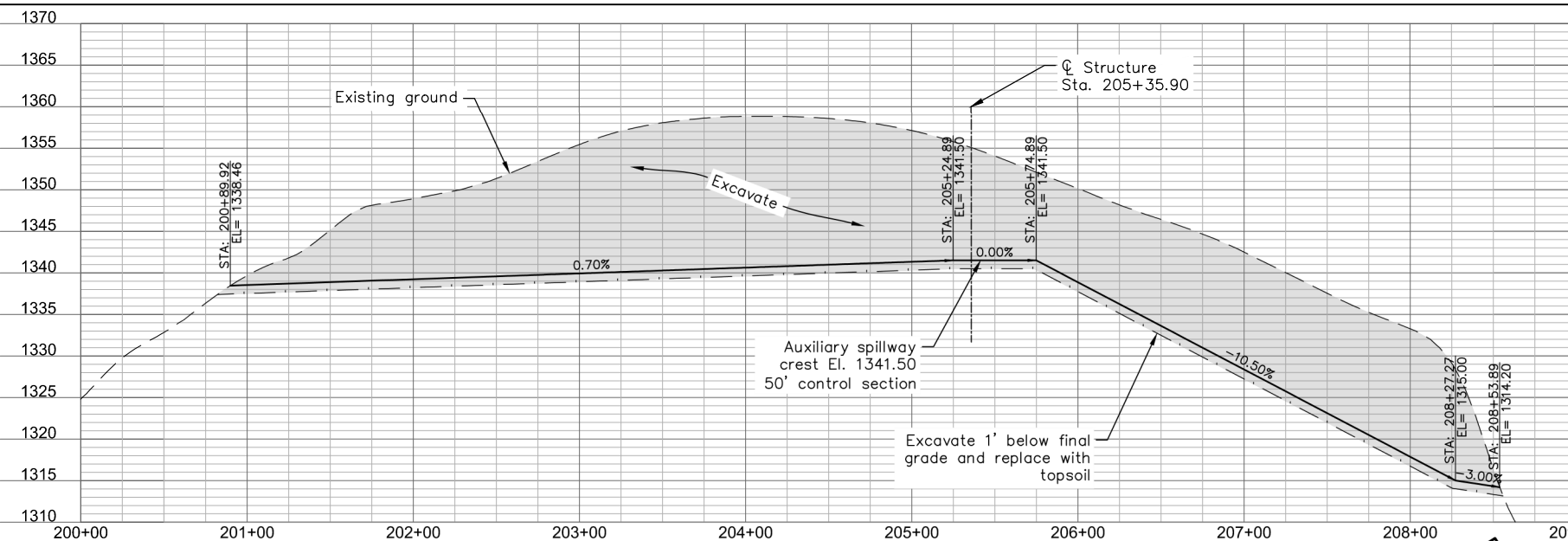
**WAHOO CREEK WATERSHED**  
**SITE 27**  
**SAUNDERS COUNTY, NEBRASKA**

**FIELD SKETCH**  
**02/17/2025**



File Name \_\_\_\_\_  
 Drawing Name  
**EMBANKMENT PLAN AND ALIGNMENT DATA**  
**REPLACES SHEET C4**

DWG: F:\2018\3001-3500\018-3423\Site 27\_40-Design\AutoCAD\Final Plans\WTRs\DWG\W\_PRO-AS\_183423-27.dwg  
 DATE: Feb 20, 2025 5:06pm XREFS: W\_TBLK\_183423-27 W\_Site27\_PBase  
 USER: jatkinson



**PROFILE C-C**  
PROFILE ALONG CL OF AUXILIARY SPILLWAY

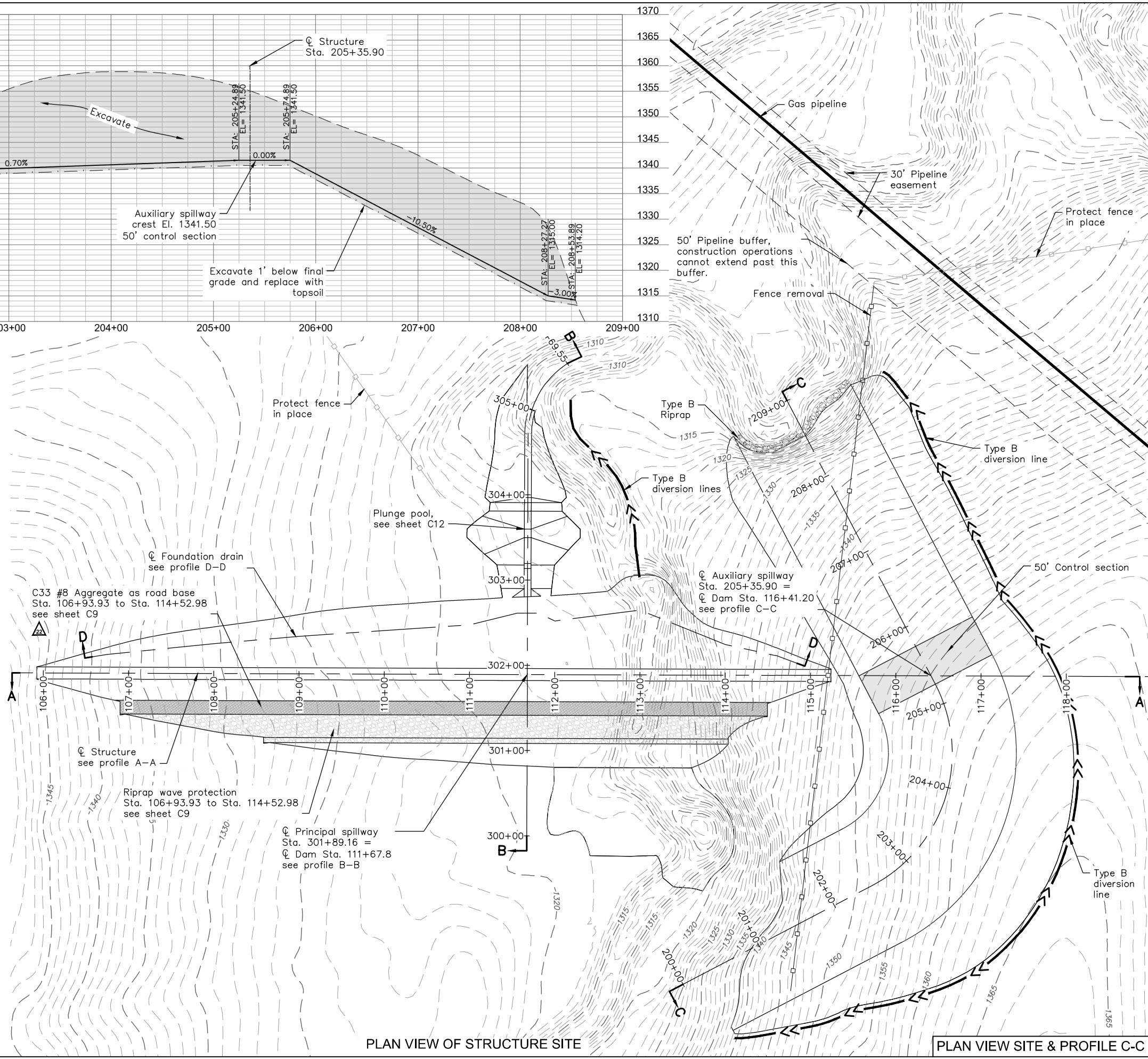
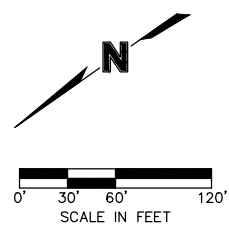
QUANTITIES ADJUSTMENT			
BID NUMBER	DESCRIPTION	UNIT	ADJUSTMENT
*	AUXILIARY SPILLWAY CUT	CY	+13,616
*	BORROW AREA	CY	-13,616
12	CLASS B RIPRAP	TON	+255
13	3" CRUSHED AGGREGATE	TON	+43
27	FENCE REMOVAL (AS DIRECTED BY ENGINEER)	LF	-233
28	FENCE PLACEMENT (AS DIRECTED BY ENGINEER)	LF	**
35	TYPE B DIVERSION	LF	-70

\* Note: Modification of spillway cut changes location of borrow identified in breakdown on page C5. Total quantity of fill is unaffected.

\*\* Fence placement to be determined upon completion of dam construction in consensus with the landowner.

**AUXILIARY SPILLWAY DATA**  
(SEE SHEET C4A FOR LINE AND CURVE DATA)

BOTTOM WIDTH = 150 FT.  
 CREST LENGTH = 50 FT.  
 CREST ELEVATION = 1341.5  
 SIDE SLOPE = 3:1  
 INLET GRADE = 0.70%  
 OUTLET GRADE = 10.50%  
 PROFILE A-A SEE SHEET C7  
 PROFILE B-B SEE SHEET C9  
 PROFILE D-D SEE SHEET C13



PLAN VIEW OF STRUCTURE SITE

PLAN VIEW SITE & PROFILE C-C

Date
10/26/2023
10/26/2023
10/26/2023
10/26/2023

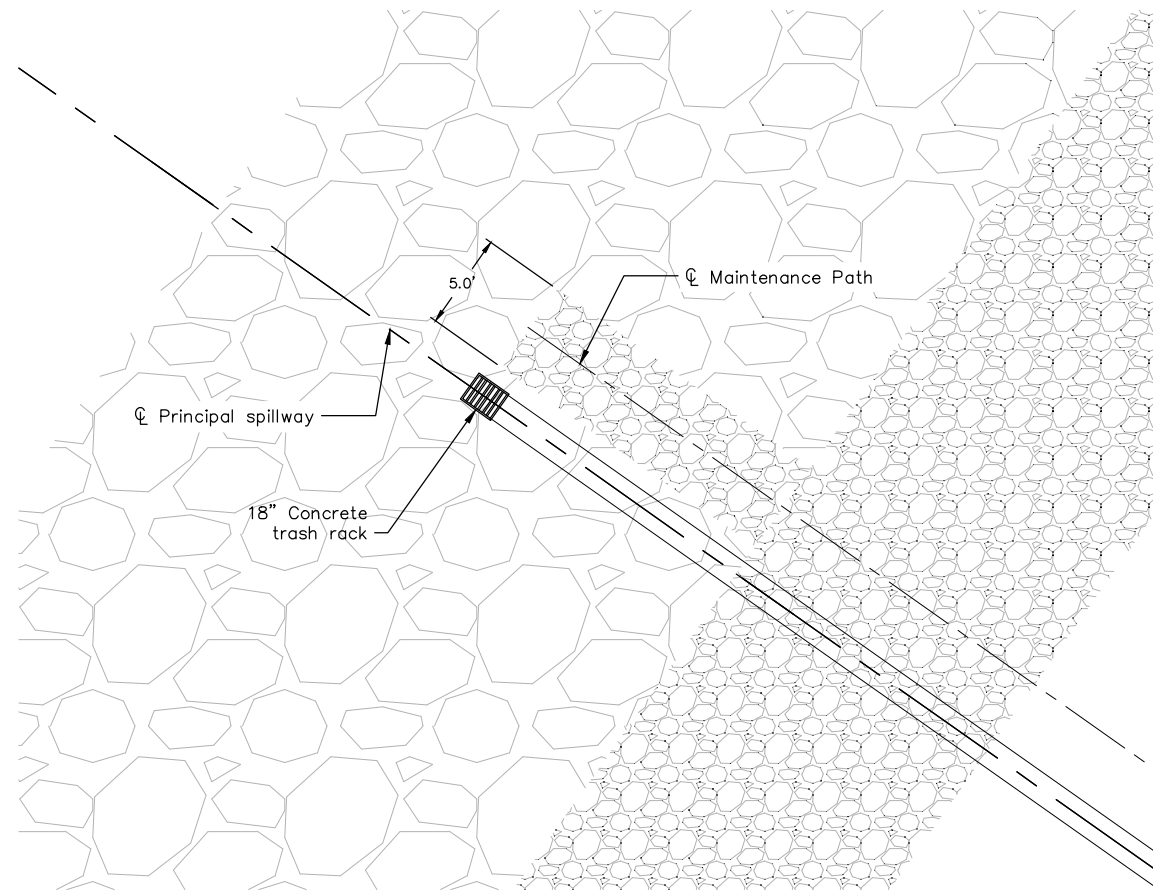
Designed DSL  
 Drawn NLH, JLM, JRA  
 Checked SP, JB  
 Approved DSL

**WAHOO CREEK WATERSHED**  
**SITE 27**  
**SAUNDERS COUNTY, NEBRASKA**

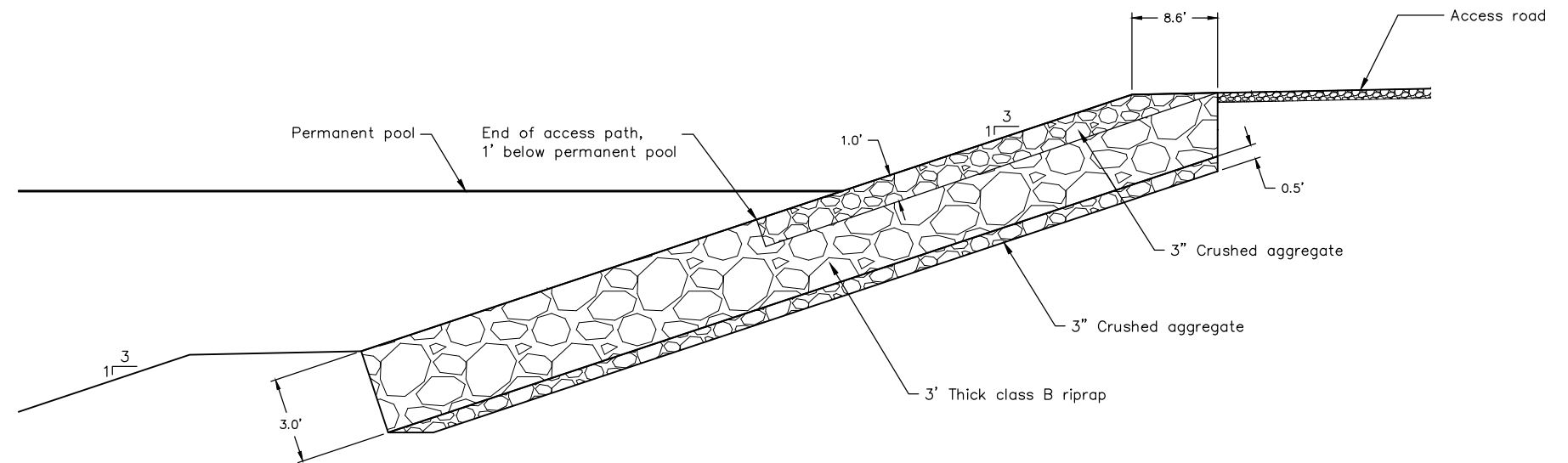
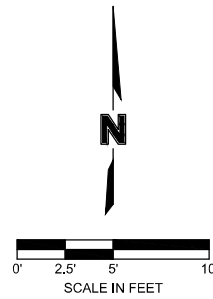


File Name  
 Drawing Name  
**AUXILIARY SPILLWAY PROFILE**  
**REPLACES SHEET C6**

**FIELD SKETCH**  
**02/17/2025**



PLAN VIEW OF MAINTENANCE ACCESS PATH



DETAIL OF SLOPE PROTECTION WITH  
 MAINTENANCE ACCESS PATH  
 NOT TO SCALE

QUANTITIES ADJUSTMENT			
BID NUMBER	DESCRIPTION	UNIT	QTY
12	CLASS B RIPRAP	TON	-4.5
13	3" CRUSHED AGGREGATE	TON	+4.5

**Invoice**



601 P St Suite 200  
PO Box 84608  
Lincoln, NE 68501-4608  
Tel 402.474.6311, Fax 402.474.5063

February 18, 2025  
Invoice No: 526664

Ryan Chapman  
Lower Platte North NRD  
PO Box 126  
Wahoo, NE 68066-0126

**Invoice Total \$24,801.60**

Olsson Project # B18-34230 Lower Platte North NRD Wahoo Creek Watershed & 3 Dam Sites  
Professional services rendered from November 2, 2024 through February 1, 2025 for work completed in accordance with agreement.

Phase 070 Construction Oversight

	<b>Hours</b>	<b>Amount</b>	
Principal	22.25	4,471.04	
Project Manager	5.00	767.55	
Assistant Professional	8.25	878.54	
Construction Services	172.75	17,211.47	
Totals	208.25	23,328.60	
<b>Total Labor</b>			<b>23,328.60</b>

	<b>Hours</b>	<b>Amount</b>	
Field Vehicle 1388	1,398.0 Miles @ 0.75	1,048.50	
Field Vehicle 1256	186.0 Miles @ 0.75	139.50	
Atterberg Limit			
1 Tests @ \$110/Test		110.00	
Standard Proctor			
1 Tests @ \$175/Test		175.00	
<b>Total Units</b>		<b>1,473.00</b>	<b>1,473.00</b>

**Total this Phase \$24,801.60**

<b>Billing Limits</b>	<b>Current</b>	<b>Prior</b>	<b>To-Date</b>
Total Billings	24,801.60	0.00	24,801.60
Limit			161,857.42
Balance Remaining			137,055.82

**AMOUNT DUE THIS INVOICE \$24,801.60**

Email invoices to: [bheimann@lpnrd.org](mailto:bheimann@lpnrd.org); [jbreunig@lpnrd.org](mailto:jbreunig@lpnrd.org)

Please include our invoice number(s) with your payment.

By Check: Make check payment to Olsson Inc and mail to PO Box 84608, Lincoln, NE 68501-4608

By Electronic / ACH Payment: When transferring funds, please reference the invoice number(s), Account Name Olsson Inc; Pinnacle Bank Account No. 254316; Routing (ABA) No. 104913912, Remittance Email Address: [deposits@olsson.com](mailto:deposits@olsson.com)

Questions: Contact us at (402) 458-5062 or [accountsreceivable@olsson.com](mailto:accountsreceivable@olsson.com)

Authorized By: Brian Jueneman

---

INVOICE PAYMENT IS REQUESTED WITHIN 30 DAYS

**LPNNRD - Wahoo Creek Dam Sites 26A, 26B, 27**

**Construction Phase Services**

Progress Report No.

**001**

Date of Invoice

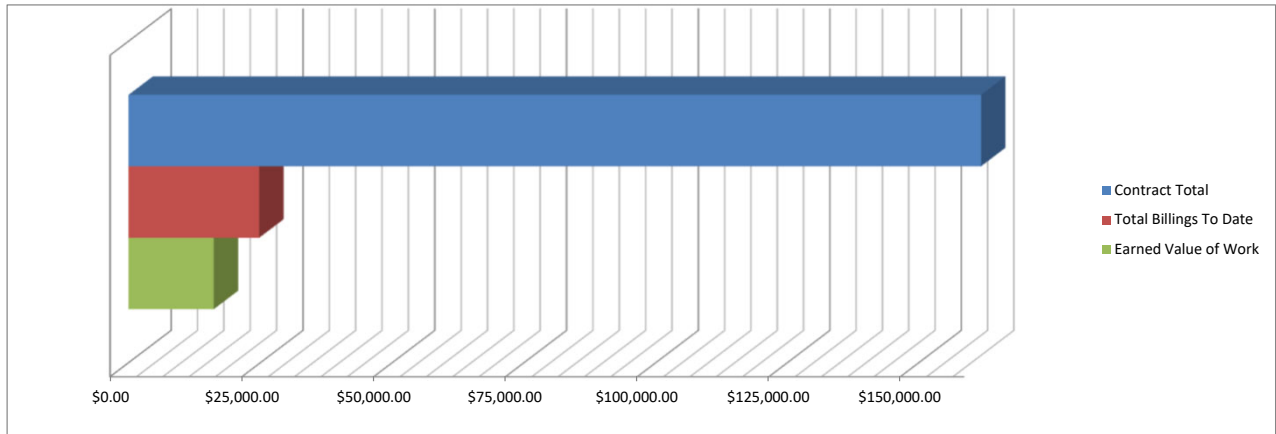
**02/18/2025**

Invoice Number

**526664**

**Olsson # B18-34230**

Project Phase/Task	Estimated Cost	Prior Billings	Billings This Invoice	Total Billings To Date	Project Manager Estimated Percent Complete	Earned Value of Work Completed
Construction Management and Inspection	\$161,857.42	\$0.00	\$24,801.60	\$24,801.60	10.00%	\$16,185.74
						\$0.00
						\$0.00
						\$0.00
						\$0.00
						\$0.00
						\$0.00
						\$0.00
<b>Totals</b>	<b>\$161,857.42</b>	<b>\$0.00</b>	<b>\$24,801.60</b>	<b>\$24,801.60</b>	<b>10.00%</b>	<b>\$16,185.74</b>



**Description of Work Completed This Period**

Project and Construction Management - Progress meetings, invoices/progress reports, submittal review and management, change orders  
 Construction Inspection and Testing - Site visits, contractor coordination, materials testing, project documentation  
 Construction Engineering Support - Submittal review and management, progress meetings, site visits, field sketches/plan revisions  
 Construction Phase Survey (QA and As-built) - None  
 Expenses - Vehicle mileage, laboratory testing

**Anticipated Work Next Period**

Project and Construction Management - Progress meetings, invoices/progress reports, submittal review and management, change orders  
 Construction Inspection and Testing - Site visits, contractor coordination, materials testing, project documentation  
 Construction Engineering Support - Progress meetings, site visits  
 Construction Phase Survey (QA and As-built) - None  
 Expenses - Vehicle mileage, laboratory testing

**Invoice**



601 P St Suite 200  
PO Box 84608  
Lincoln, NE 68501-4608  
Tel 402.474.6311, Fax 402.474.5063

February 19, 2025  
Invoice No: 528244

Ryan Chapman  
Lower Platte North NRD  
PO Box 126  
Wahoo, NE 68066-0126

**Invoice Total \$43,902.20**

Olsson Project # A18-34230 Lower Platte North NRD Wahoo Creek Watershed & 7 Dam Sites  
Phase II

Professional services rendered December 29, 2024 through February 1, 2025 for work completed in accordance with agreement.

Phase 100 Sites 55 66 77 82 84 85 86 Project Management

**Labor**

	<b>Hours</b>	<b>Amount</b>	
Project Manager	50.50	7,526.99	
Administrative/Clerical	.75	59.58	
Totals	51.25	7,586.57	
<b>Total Labor</b>			<b>7,586.57</b>
			<b>Total this Phase \$7,586.57</b>

Phase 120 Dam Design

**Labor**

	<b>Hours</b>	<b>Amount</b>	
CAD Operator	79.75	5,791.10	
Totals	79.75	5,791.10	
<b>Total Labor</b>			<b>5,791.10</b>
			<b>Total this Phase \$5,791.10</b>

Phase 130 Permitting

**Labor**

	<b>Hours</b>	<b>Amount</b>	
Project Manager	33.75	6,113.95	
Project Professional	27.75	3,560.05	
Assistant Professional	36.25	3,430.76	
Totals	97.75	13,104.76	
<b>Total Labor</b>			<b>13,104.76</b>
			<b>Total this Phase \$13,104.76</b>

Phase 180 Site 55 Additional Investigation

INVOICE PAYMENT IS REQUESTED WITHIN 30 DAYS

**Labor**

	Hours	Amount	
Project Manager	56.75	9,212.53	
Totals	56.75	9,212.53	
<b>Total Labor</b>			<b>9,212.53</b>
		<b>Total this Phase</b>	<b>\$9,212.53</b>

Phase 220 Depletions Cals and BA

**Labor**

	Hours	Amount	
Project Manager	15.25	2,776.42	
Project Professional	14.00	1,779.76	
Assistant Professional	38.25	3,651.06	
Totals	67.50	8,207.24	
<b>Total Labor</b>			<b>8,207.24</b>
		<b>Total this Phase</b>	<b>\$8,207.24</b>

**AMOUNT DUE THIS INVOICE \$43,902.20**

**Outstanding Invoices**

Number	Date	Balance
524091	1/13/2025	17,516.69
<b>Total</b>		<b>17,516.69</b>

Authorized By: Carrie Wiese

INVOICE PAYMENT IS REQUESTED WITHIN 30 DAYS

**Invoice**



601 P St Suite 200  
PO Box 84608  
Lincoln, NE 68501-4608  
Tel 402.474.6311, Fax 402.474.5063

February 21, 2025  
Invoice No: 529209

Ryan Chapman  
Lower Platte North NRD  
PO Box 126  
Wahoo, NE 68066-0126

**Invoice Total \$20,264.60**

Olsson Project # 023-00443 LPNNRD Wahoo Creek Watershed Flood Reduction Project Real Estate Services  
Professional services rendered through February 1, 2025 for work completed in accordance with our Agreement dated February 17, 2023.

-----  
Phase 100 Real Estate Acquisitions

**Labor**

	<b>Hours</b>	<b>Amount</b>	
Principal	75.50	16,552.13	
Project Manager	1.00	187.25	
CAD Operator	43.50	2,892.93	
Administrative/Clerical	6.50	407.24	
Totals	126.50	20,039.55	
<b>Total Labor</b>			<b>20,039.55</b>

**Reimbursable Expenses**

Personal Vehicle Mileage	220.50	
<b>Total Reimbursables</b>	<b>220.50</b>	<b>220.50</b>

**Unit Billing**

Line Drawing-Bond	4.55	
<b>Total Units</b>	<b>4.55</b>	<b>4.55</b>

**Total this Phase \$20,264.60**

**Billing Limits**

	<b>Current</b>	<b>Prior</b>	<b>To-Date</b>
Total Billings	20,264.60	114,812.57	135,077.17
Limit			210,000.00
Balance Remaining			74,922.83

**AMOUNT DUE THIS INVOICE \$20,264.60**

**Outstanding Invoices**

<b>Number</b>	<b>Date</b>	<b>Balance</b>
525673	1/21/2025	9,793.40
<b>Total</b>		<b>9,793.40</b>

**Billings to Date**

	<b>Current</b>	<b>Prior</b>	<b>Total</b>
Labor	20,039.55	98,439.54	118,479.09
Expense	220.50	16,291.90	16,512.40
Internal Unit	4.55	81.13	85.68
<b>Totals</b>	<b>20,264.60</b>	<b>114,812.57</b>	<b>135,077.17</b>

Email invoices to: [rchapman@lpnrd.org](mailto:rchapman@lpnrd.org); [selliott@lpnrd.org](mailto:selliott@lpnrd.org) and CC: [jbreunig@lpnrd.org](mailto:jbreunig@lpnrd.org)

Authorized By: Danielle Allen

---

INVOICE PAYMENT IS REQUESTED WITHIN 30 DAYS

**Wahoo Creek Dams 26A, 26B and 27**  
Prague, NE  
Olsson Project # 018-34230

**General Information:**

LPNNRD Project Manager:	Sean Elliot, LPNNRD
Project Engineer:	Dan Lightbody, Olsson
Construction Management & Inspection:	Isaac Miesbach, Brian Jueneman, Olsson
Contractor's Projected Final Completion Date:	September 25, 2026
Contract Final Completion Date:	October 14, 2026
Contract Completion by Amount Paid:	5%

**Summary of Activity:**

**Site 26A:**

Thompson Construction formed, reinforced, and poured the principal spillway pipe supports for Site 26A in their shop on Friday. Strength cylinders were made onsite and will be broke in accordance with the schedules specified in the specifications.

**Site 26B:**

**Site 27:**

Shanahan was only able to work on Monday before the weather turned and made site conditions unsuitable to continue. On Monday they continued to excavate out the plunge pool for the dam.

**Items of Note:**

**Field and Acceptance Testing:**

Field compaction testing was conducted during backfill operations. Testing reports and break reports will be provided when available.

**1 Week Look-Ahead:**

Shanahan will continue excavation and work on the plunge pool.

**Wahoo Creek Dams 26A, 26B and 27**  
Prague, NE  
Olsson Project # 018-34230

<b>Project Name:</b> Wahoo Creek Dams	<b>Site Location: Prague, NE</b>	<b>Project No.</b> 018-34230
<p>Direction Photo taken: South</p> <p>Description: Shanahan's excavation work on the plunge pool in the area where it comes into the existing channel</p>		
<p>Direction Photo taken: Southwest</p> <p>Description: The back edge of Shanahan's excavation for the plunge pool approximately Sta. 303+20</p>		

**Wahoo Creek Dams 26A, 26B and 27**  
Prague, NE  
Olsson Project # 018-34230

<b>Project Name:</b> Wahoo Creek Dams	<b>Site Location: Prague, NE</b>	<b>Project No.</b> 018-34230
<p>Direction Photo taken: Southwest</p> <p>Description: The set reinforcing steel for one of the Site 26A pipe supports.</p>		
<p>Direction Photo taken: Northwest</p> <p>Description: One of the finished and stripped pipe supports for Site 26A.</p>		

## Wahoo Creek Dams 26A, 26B, and 27 – Progress Meeting Agenda

February 25<sup>th</sup>, 09:00 AM, Next meeting=> March 25<sup>th</sup>, 09:00 AM

### 1. Project Schedule & Phasing

- a. Work completed since last meeting
  - i. Riprap hauled and stockpiled (Site 26A & Site 27)
  - ii. Completed installation of riprap onto the face of bank stabilization #2 (Site 27)
  - iii. Started excavation for the plunge pool (Site 27)
  - iv. Completed excavation for the channel cleanout (Site 27)
  - v. Started excavation in areas under the dam (Site 27)
  - vi. Pipe supports constructed. (Site 26A & Site 27)
- b. Work planned for the month (contractor update)
  - i.
  - ii.
  - iii.

### 2. Coordination with others

- a.

### 3. Progress Payments

- a. Pay application #3 is available for review by LPNNRD
- b. Need to be submitted to Olsson by March 21<sup>st</sup>

### 4. Change Orders/WCD

- a. Work Change Directive #1 available for review by LPNNRD (2-24-25)
- b. Work Change Directive #2 available for review by LPNNRD (2-24-25)
- c. Change Order #1 available for review by LPNNRD (2-24-25)

### 5. Contractor Action Items

- a. Pipe Submittals
  - i. 24" RCPP – Approved and returned by Olsson on 02/06/25.
  - ii. Inlet Piping – Approved and returned by Olsson on 02/11/25.
  - iii. Drainage Pipe & Geotextile – Approved and returned by Olsson on 02/11/25.
  - iv. 12" Line Gate and Wall Thimbles – Replaces prior Fresno Line Gate submittal. Received by Olsson for review on 02/19/25.
- b. Aggregates Submittals
  - i. ~~Various Aggregates – Approved and returned by Olsson on 01/09/25.~~
- c. Steel Submittals
  - i. ~~Reinforcing Steel – Approved and returned by Olsson on 01/09/25.~~
  - ii. Metal Fabrication – Approved and returned by Olsson on 02/04/25.
  - iii. Pipe supports for all sites will be built in house by Thompson Construction to ensure stable conditions.
- d. ~~Slide Gate Submittal – Fresno Line Gate submitted to Olsson for review as a substitute by Thompson Construction on 01/27/25.~~
- e. ~~Shanahan inquired about needing revised electronic files and control from Hazard Engineering.~~

- f. Coordinate installation of settlement plates and piezometers.
- g.
- h.

**6. LPNNRD Action Items**

- a.
- b.

**7. Olsson Action Items**

- a. ~~Reviewing and finalizing all the quantity changes associated with the revised alignment of the auxiliary spillway. A change order for the associated quantities will be prepared and issued (Site-27).~~
- b.
- c.

**8. Attendees:**

<b>First</b>	<b>Last</b>	<b>Company</b>	<b>Present</b>
Sean	Elliott	LPNNRD	
Ryan	Sabatka	LPNNRD	
Dan	Lightbody	Olsson	
Brian	Jueneman	Olsson	
Isaac	Miesbach	Olsson	
Allen	Gehring	NRCS	
Thomas	Mountford	NRCS	
Jason	Sall	NRCS	
Kelly	Thompson	TCI	
Lance	French	TCI	
Travis	Hazard	Hazard Engineering	
Darren	Brown	Hazard Engineering	
Richard	Shanahan	Shanahan	

CERTIFICATE OF PAYMENT: 003

Date of Issuance: February 21, 2025

Project: LPNNRD Wahoo Creek Watershed Sites 26A 26B and 27



Project No.: 018-3423

Contractor: Thompson Construction

DETAILED ESTIMATE

Description	Unit Price	Extension
Refer to Attached Progress Estimate #3 thru 02-21-2025		
<b>PLEASE REMIT PAYMENT TO: Thompson Construction 2404 N Lincoln Ave Fremont, NE 68025</b>		

Value of Work Completed This Request: \$ 475,127.50

Original Contract Value: \$ 4,314,772.70  
 Approved Change Orders:  
 No. 1 \_\_\_\_\_  
 No. 2 \_\_\_\_\_  
 No. 3 \_\_\_\_\_

Total Contract Value: \$ 4,314,772.70

Value of completed work and materials stored to date ..... \$ 475,127.50  
 Less retainage percentage 10% ..... \$ 47,512.75  
 Net amount due including this estimate ..... \$ 427,614.75  
 Less: Estimates previously approved:

No. 1	\$153,421.65	No. 2	\$107,054.10	No. 3	_____
No. 4	_____	No. 5	_____	No. 6	_____
No. 7	_____	No. 8	_____	No. 9	_____
No. 10	_____	No. 11	_____	No. 12	_____

Total Previous Estimates: \$260,475.75

NET AMOUNT DUE THIS ESTIMATE: \$ 167,139.00

The undersigned hereby certifies, based upon periodic observations as set forth in scope of work and the data included in all applicable payment applications that, to the best of its knowledge, information and belief: (1) the work has progressed as indicated in the applicable payment applications; (2) the work performed and materials delivered by Contractor are in conformance with the plans and specifications; and (3) the Contractor, in accordance with the contract, is entitled to payment as indicated above.

This certification does not constitute a warranty or guarantee of any type. Client shall hold its Contractor solely responsible for the quality and completion of the Project, including construction in accordance with the construction documents. Any duty or obligation of Olsson hereunder is for the sole benefit of the Client and not for any third party, including the Contractor or any Subcontractor.

cc: Project File  
Sean Elliott - LPNNRD  
Lance French - Thompson Construction

OLSSON

By:

2404 N LINCOLN AVE FREMONT, NE 68025 - PHONE - 402-704-2008 - FAX - 402-704-2009

Owner: LOWER PLATTE NORTH NATURAL RESOURCE DISTRICT  
 Project: WAHOO CREEK WATERSHED  
 DAM STRUCTURES 26A, 26B, AND 27  
 Contractor: THOMPSON CONSTRUCTION INC

Date: 21-Feb-25  
 Estimate No.: 3  
 Project No.: 018-3423

TOTAL STORED: \$ 68,148.00  
 TOTAL COMPLETED: \$ 406,979.50  
 TOTAL PLUS STORED: \$ 475,127.50

ITEM NO.	QTY	UNIT	DESCRIPTION	MATERIAL STORED	QTY TO DATE	UNIT PRICE	TOTAL	TOTAL PLUS STORED MATERIAL
<b>SITE 26A</b>								
1	1	LS	MOBILIZATION		0.5	\$ 50,000.00	\$ 25,000.00	\$ 25,000.00
2	1	LS	CONSTRUCTION STAKING		0.1	\$ 12,000.00	\$ 1,200.00	\$ 1,200.00
3	1	EA	CONSTRUCTION ENTRANCE		1	\$ 2,625.00	\$ 2,625.00	\$ 2,625.00
4	1	LS	DEWATERING		0	\$ 15,000.00	\$ -	\$ -
5	12	AC	GENERAL CLEARING AND GRUBBING		8	\$ 2,900.00	\$ 23,200.00	\$ 23,200.00
7	86720	CY	EARTHWORK FILL (AT1.2 COMPACTION)		0	\$ 3.90	\$ -	\$ -
8	13543	CY	EARTHWORK CUT AND SPOIL		0	\$ 4.00	\$ -	\$ -
9	1047	TN	AGGREGATE 47B FINE		0	\$ 34.00	\$ -	\$ -
10	8	TN	1" WASHED AGGREGATE		0	\$ 105.00	\$ -	\$ -
11	200	TN	C33 #8 AGGREGATE		0	\$ 55.00	\$ -	\$ -
12	4273	TN	CLASS B RIP RAP - STORED = 344.5 TONS @\$72.00 /	\$ 24,804.00	0	\$ 90.00	\$ -	\$ 24,804.00
13	998	TN	3" CRUSHED AGGREGATE		0	\$ 45.00	\$ -	\$ -
14	1022	LF	6" PERFORATED DUAL WALL PVC		0	\$ 23.00	\$ -	\$ -
15	90	LF	8" GALVANIZED STEEL PIPE		0	\$ 25.00	\$ -	\$ -
16	177	LF	24" RCPP PRINCIPAL SPILLWAY		0	\$ 550.00	\$ -	\$ -
17	2	EA	PRINCIPAL SPILLWAY PIPE SUPPORTS		1.5	\$ 4,000.00	\$ 6,000.00	\$ 6,000.00
18	29	CY	STRUCTURAL CONCRETE (CLASS 4000)		0	\$ 2,000.00	\$ -	\$ -
19	5320	LB	REINFORCING STEEL		0	\$ 2.50	\$ -	\$ -
20	1	LS	METAL FABRICATION		0	\$ 11,000.00	\$ -	\$ -
21	3	EA	SHEETPILE HEADWALL		0	\$ 1,700.00	\$ -	\$ -
22	24	LF	18" CCP LOW STAGE INLET PIPE		0	\$ 75.00	\$ -	\$ -
23	1	EA	18" CONCRETE TRASH RACK		0	\$ 3,000.00	\$ -	\$ -
24	53	LF	12" PVC DRAWDOWN PIPE		0	\$ 60.00	\$ -	\$ -
25	1	EA	12" BAR TRASH RACK		0	\$ 400.00	\$ -	\$ -
26	1	EA	12" LINE GATE		0	\$ 30,000.00	\$ -	\$ -
27	2300	LF	FENCE REMOVAL(ADB ENGINEER)		0	\$ 1.00	\$ -	\$ -
28	1420	LF	FENCE PLACEMENT(ADB ENGINEER)		0	\$ 8.00	\$ -	\$ -
29	2	EA	GATE		0	\$ 650.00	\$ -	\$ -
30	2	EA	BRASS CAP MONUMENTS		0	\$ 1,300.00	\$ -	\$ -
31	7.9	AC	SEEDING		0	\$ 2,400.00	\$ -	\$ -
32	2960	LF	WATTLES		0	\$ 4.00	\$ -	\$ -
33	3	EA	PERMANENT PIEZOMETER(W/ BOLLARDS)		0	\$ 8,000.00	\$ -	\$ -
34	4	EA	SETTLEMENT PLATE		0	\$ 2,500.00	\$ -	\$ -
35	1100	LF	TYPE B DIVERSION		0	\$ 2.40	\$ -	\$ -
36	100	LF	DRAIN TILE REMOVAL (ADB ENGINEER)		0	\$ 5.00	\$ -	\$ -
37	100	LF	DRAIN TILE PLACEMENT(ADB ENGINEER)		0	\$ 10.00	\$ -	\$ -
38	0	EA	SEPTIC TANK AND LATERAL FIELD		0	\$ -	\$ -	\$ -
39	1	LS	QUALITY CNTROL INSPECTION		0	\$ 6,500.00	\$ -	\$ -
40	150	SY	GEOTEXTILE FILTER FABRIC		0	\$ 12.00	\$ -	\$ -
<b>TOTAL 26A</b>				<b>\$ 24,804.00</b>			<b>\$ 58,025.00</b>	<b>\$ 82,829.00</b>

ITEM NO.	QTY	UNIT	DESCRIPTION	MATERIAL STORED	QTY TO DATE	UNIT PRICE	TOTAL	TOTAL PLUS STORED MATERIAL
<b>SITE 26B</b>								
1	1	LS	MOBILIZATION		0.5	\$ 50,000.00	\$ 25,000.00	\$ 25,000.00
2	1	LS	CONSTRUCTION STAKING		0.1	\$ 12,000.00	\$ 1,200.00	\$ 1,200.00
3	1	EA	CONSTRUCTION ENTRANCE		0	\$ 2,560.00	\$ -	\$ -
4	1	LS	DEWATERING		0	\$ 15,000.00	\$ -	\$ -
5	15	AC	GENERAL CLEARING AND GRUBBING		9	\$ 2,000.00	\$ 18,000.00	\$ 18,000.00
7	77628	CY	EARTHWORK FILL (AT1.2 COMPACTION)		0	\$ 3.70	\$ -	\$ -
8	2946	CY	EARTHWORK CUT AND SPOIL		0	\$ 4.00	\$ -	\$ -
9	814	TN	AGGREGATE 47B FINE		0	\$ 34.00	\$ -	\$ -
10	4	TN	1" WASHED AGGREGATE		0	\$ 210.00	\$ -	\$ -
11	205	TN	C33 #8 AGGREGATE		0	\$ 55.00	\$ -	\$ -
12	4888	TN	CLASS B RIP RAP		0	\$ 90.00	\$ -	\$ -
13	855	TN	3" CRUSHED AGGREGATE		0	\$ 45.00	\$ -	\$ -
14	961	LF	6" PERFORATED DUAL WALL PVC		0	\$ 23.00	\$ -	\$ -
15	90	LF	8" GALVANIZED STEEL PIPE		0	\$ 25.00	\$ -	\$ -
16	177	LF	24" RCP SPILLWAY		0	\$ 550.00	\$ -	\$ -
17	2	EA	PRINCIPAL SPILLWAY PIPE SUPPORTS		0	\$ 4,000.00	\$ -	\$ -
18	23	CY	STRUCTURAL CONCRETE (CLASS 4000)		0	\$ 2,150.00	\$ -	\$ -
19	4285	LB	REINFORCING STEEL		0	\$ 2.50	\$ -	\$ -
20	1	LS	METAL FABRICATION		0	\$ 11,000.00	\$ -	\$ -
21	3	EA	SHEETPILE HEADWALL		0	\$ 1,700.00	\$ -	\$ -
22	24	LF	18" CCP LOW STAGE INLET PIPE		0	\$ 75.00	\$ -	\$ -
23	1	EA	18" CONCRETE TRASH RACK		0	\$ 3,100.00	\$ -	\$ -
24	64	LF	12" PVC DRAWDOWN PIPE		0	\$ 60.00	\$ -	\$ -
25	1	EA	12" BAR TRASH RACK		0	\$ 400.00	\$ -	\$ -
26	1	EA	12" LINE GATE		0	\$ 30,000.00	\$ -	\$ -
27		LF	FENCE REMOVAL(ADB ENGINEER)		0		\$ -	\$ -
28		LF	FENCE PLACEMENT(ADB ENGINEER)		0		\$ -	\$ -
29		EA	GATE		0		\$ -	\$ -
30	2	EA	BRASS CAP MONUMENTS		0	\$ 1,300.00	\$ -	\$ -
31	12.5	AC	SEEDING		0	\$ 2,400.00	\$ -	\$ -
32	2985	LF	WATTLES		0	\$ 4.00	\$ -	\$ -
33		EA	PERMANENT PIEZOMETER(W/ BOLLARDS)		0		\$ -	\$ -
34	4	EA	SETTLEMENT PLATE		0	\$ 1,600.00	\$ -	\$ -
35	1040	LF	TYPE B DIVERSION		0	\$ 2.40	\$ -	\$ -
36	650	LF	DRAIN TILE REMOVAL (ADB ENGINEER)		0	\$ 2.00	\$ -	\$ -
37	100	LF	DRAIN TILE PLACEMENT(ADB ENGINEER)		0	\$ 26.00	\$ -	\$ -
38	1	EA	SEPTIC TANK AND LATERAL FIELD		0	\$ 13,000.00	\$ -	\$ -
39	1	LS	QUALITY CNTROL INSPECTION		0	\$ 6,500.00	\$ -	\$ -
40	150	SY	GEOTEXTILE FILTER FABRIC		0	\$ 12.00	\$ -	\$ -
<b>TOTAL 26B</b>				\$ -			\$ 44,200.00	\$ 44,200.00

ITEM NO.	QTY	UNIT	DESCRIPTION	MATERIAL STORED	QTY TO DATE	UNIT PRICE	TOTAL	TOTAL PLUS STORED MATERIAL
<b>SITE 27</b>								
1	1	LS	MOBILIZATION		0.6	\$ 80,000.00	\$ 48,000.00	\$ 48,000.00
2	1	LS	CONSTRUCTION STAKING		0.15	\$ 12,000.00	\$ 1,800.00	\$ 1,800.00
3	1	EA	CONSTRUCTION ENTRANCE		1	\$ 2,650.00	\$ 2,650.00	\$ 2,650.00
4	1	LS	DEWATERING		0	\$ 15,000.00	\$ -	\$ -
5	22	AC	GENERAL CLEARING AND GRUBBING		16	\$ 3,000.00	\$ 48,000.00	\$ 48,000.00
7	93619	CY	EARTHWORK FILL (AT1.2 COMPACTION)		5455	\$ 3.90	\$ 21,274.50	\$ 21,274.50
8	9265	CY	EARTHWORK CUT AND SPOIL		5500	\$ 4.00	\$ 22,000.00	\$ 22,000.00
9	990	TN	AGGREGATE 47B FINE		0	\$ 34.00	\$ -	\$ -
10	4	TN	1" WASHED AGGREGATE		0	\$ 105.00	\$ -	\$ -
11	210	TN	C33 #8 AGGREGATE		0	\$ 55.00	\$ -	\$ -
12	7829	TN	CLASS B RIP RAP - STORED = 602 TONS @ \$72 / TON	\$ 43,344.00	1717	\$ 90.00	\$ 154,530.00	\$ 197,874.00
13	788	TN	3" CRUSHED AGGREGATE		0	\$ 45.00	\$ -	\$ -
14	964	LF	6" PERFORATED DUAL WALL PVC		0	\$ 23.00	\$ -	\$ -
15	90	LF	8" GALVANIZED STEEL PIPE		0	\$ 25.00	\$ -	\$ -
16	175	LF	24" RCPP PRINCIPAL SPILLWAY		0	\$ 550.00	\$ -	\$ -
17	2	EA	PRINCIPAL SPILLWAY PIPE SUPPORTS		1.5	\$ 4,000.00	\$ 6,000.00	\$ 6,000.00
18	23	CY	STRUCTURAL CONCRETE (CLASS 4000)		0	\$ 2,150.00	\$ -	\$ -
19	4465	LB	REINFORCING STEEL		0	\$ 2.50	\$ -	\$ -
20	1	LS	METAL FABRICATION		0	\$ 11,000.00	\$ -	\$ -
21	3	EA	SHEETPILE HEADWALL		0	\$ 1,700.00	\$ -	\$ -
22	24	LF	18" CCP LOW STAGE INLET PIPE		0	\$ 75.00	\$ -	\$ -
23	1	EA	18" CONCRETE TRASH RACK		0	\$ 3,100.00	\$ -	\$ -
24	63	LF	12" PVC DRAWDOWN PIPE		0	\$ 60.00	\$ -	\$ -
25	1	EA	12" BAR TRASH RACK		0	\$ 400.00	\$ -	\$ -
26	1	EA	12" LINE GATE		0	\$ 30,000.00	\$ -	\$ -
27	1065	LF	FENCE REMOVAL(ADB ENGINEER)		500	\$ 1.00	\$ 500.00	\$ 500.00
28	1170	LF	FENCE PLACEMENT(ADB ENGINEER)		0	\$ 10.00	\$ -	\$ -
29		EA	GATE		0		\$ -	\$ -
30	2	EA	BRASS CAP MONUMENTS		0	\$ 1,300.00	\$ -	\$ -
31	18.4	AC	SEEDING		0	\$ 2,400.00	\$ -	\$ -
32	3735	LF	WATTLES		0	\$ 4.00	\$ -	\$ -
33	3	EA	PERMANENT PIEZOMETER(W/ BOLLARDS)		0	\$ 8,000.00	\$ -	\$ -
34	4	EA	SETTLEMENT PLATE		0	\$ 1,800.00	\$ -	\$ -
35	1402	LF	TYPE B DIVERSION		0	\$ 2.50	\$ -	\$ -
36	1500	LF	DRAIN TILE REMOVAL (ADB ENGINEER)		0	\$ 2.60	\$ -	\$ -
37	100	LF	DRAIN TILE PLACEMENT(ADB ENGINEER)		0	\$ 10.00	\$ -	\$ -
39	1	LS	QUALITY CNTROL INSPECTION		0	\$ 6,400.00	\$ -	\$ -
40	150	SY	GEOTEXTILE FILTER FABRIC		0	\$ 10.00	\$ -	\$ -
<b>TOTAL 27</b>				<b>\$ 43,344.00</b>			<b>\$ 304,754.50</b>	<b>\$ 348,098.50</b>


To: LOWER PLATTE NORTH NATURAL RESOURCES DISTRICT  
 From: THOMPSON CONSTRUCTION, INC.  
 Contract For: WAHOO CREEK WATERSHED DAM STRUCTURES 26A, 26B, AND 27  
 ENGINEER's Project No. 018-3423  
 For Work accomplished through the date of: 2/21/2025

1. Original Contract Price:	\$	<u>4,314,772.70</u>
2. Net change by Change Orders and Written Amendments (+ or -):	\$	<u>-</u>
3. Current Contract Price (1 plus 2):	\$	<u>4,314,772.70</u>
4. Total completed and stored to date:	\$	<u>475,127.50</u>
5. Percent of Project Completed	<u>9%</u>	
6. Retainage (per agreement):		
<u>10%</u> of completed Work and Stored Materials:	\$	<u>47,512.75</u>
(10% of the first 50% of work completed & stored)		
	Total Retainage:	\$ <u>47,512.75</u>
7. Total completed and stored to date less retainage (4 minus 6):	\$	<u>427,614.75</u>
8. Less previous Application for Payments:	\$	<u>260,475.75</u>
<b>9. DUE THIS APPLICATION (7 MINUS 8):</b>	<b>\$</b>	<b><u>167,139.00</u></b>

Accompanying Documentation:

CONTRACTOR'S Certification:

The undersigned CONTRACTOR certifies that (1) all previous progress payments received from OWNER on account of Work done under the Contract referred to above have been applied on account to discharge CONTRACTOR's legitimate obligations incurred in connection with Work covered by prior Applications for Payment numbered 1 through 1 inclusive; (2) title of all Work, materials and equipment incorporated in said Work or otherwise listed in or covered by this Application for Payment will pass to OWNER at time of payment free and clear of all Liens, security interests and encumbrances (except such as are covered by a Bond acceptable to OWNER indemnifying OWNER against any such Lien, security interest or encumbrance); and (3) all Work covered by this Application for Payment is in accordance with the Contract Documents and not defective.

Dated: 2/21/2025 Thompson Construction  
 By: 

Payment of the above AMOUNT DUE THIS APPLICATION is recommended.

Dated: \_\_\_\_\_  
 By: \_\_\_\_\_

**APPLICATION APPROVED BY:**

By: \_\_\_\_\_  
 Title: \_\_\_\_\_ Date: \_\_\_\_\_

**ATTEST**

By: \_\_\_\_\_ Title: \_\_\_\_\_

# Village of Lindsay


121 Pine St. - P.O. Box 66

Lindsay, NE 68644

(402) 428-4010

Date 2/11/2025

Lower Platte North NRD  
Att: Mr. Ryan Chapman  
511 Commercial Park Road  
P.O. Box 126  
Wahoo, NE. 68066



RE: Village of Lindsay Pond Restoration Project

Mister Chapman:

This letter is to thank the Lower Platte North Natural Resources District for check #9904729798 in the amount of Twenty-Five-Thousand dollars issued on September 17, 2024 towards the Lindsay Pond Restoration Project reimbursement No.1.

As the project is coming to completion, the water started flowing on January 17, 2025 into the pond, and the Nebraska Game and Parks are planning to re-establish fish in late March or early April of this year.

The Village of Lindsay is now pursuing reimbursement No.2 (Final) for the remaining Twenty-Five-Thousand (\$25,000.00) of the Fifty-Thousand pledged by the Lower Platte North NRD towards this community project.

Should there be information you need to process our request, or you have any questions regarding this, please do not hesitate to contact me at (402) 428-4010 or email me at [clerk@villageoflindsay.com](mailto:clerk@villageoflindsay.com).

As the Public, patiently waits, we want to acknowledge the Natural Resources District for your involvement, support, and commitment for maintaining and enhancing the vital resources of our community, it is recognized, appreciated, and needed, Thank You.

Sincerely,

Fred Hoefler  
Trustees Board Chairman

# Village of Lindsay

121 Pine St. - P.O. Box 66

Lindsay, NE 68644

(402) 428-4010

---

## Lindsay Pond Restoration Report Narrative

October 1, 2024 – December 31, 2024

### Describe Project Activities

- Earthwork completed
- Installation of riprap shoal in center of pond
- Installation of articulated concrete block matting complete
- Riprap installation 95% complete
- Completion of ADA accessible parking pad and sidewalk
- Placement of river rock 95% complete
- Pond should be ready for re-filling in the coming weeks

### Partners and Results of the Project for this Period


- No new partner coordination this period.

### Project Modifications and Descriptions

- A 6-month NET funding extension request was approved at the November board meeting extending the grant deadline to June 30, 2025.

### Quantify Results

- Project is approximately 90% complete by cost.







Invoice

February 21, 2025  
Project No: R220954.00  
Invoice No: 158858  
Invoice Amount: 11,487.50

Eric Gottschalk  
Lower Platte North NRD  
Commercial Park Road  
PO Box 126  
Wahoo, NE 68066

Project Manager Rebecca Appleford  
Project R220954.00 Lower Platte North NRD HMP 2025 Update  
**Professional Services through February 14, 2025**

	Contract Amount	Percent Complete	Billed-to-Date	Previous Billing	Current Billing
<b>Lump Sum Phase(s)</b>					
Project Management	\$16,500.00	94%	\$15,510.00	\$15,345.00	\$165.00
Public Involvement and Stakeholder Participation	\$34,700.00	90%	\$31,230.00	\$27,760.00	\$3,470.00
Data Collection and GIS Mapping	\$16,550.00	100%	\$16,550.00	\$16,550.00	0.00
Develop Hazard Mitigation Plan	\$65,750.00	69%	\$45,367.50	\$43,395.00	\$1,972.50
HMP Adoption, Submission, and Approval	\$4,000.00	0%	0.00	0.00	0.00
Threat and Hazard Identification and Risk Assessment	\$17,500.00	100%	\$17,500.00	\$17,500.00	0.00
Drought Risk Assessment and Management	\$95,000.00	33%	\$31,080.00	\$25,200.00	\$5,880.00
<b>Total</b>	<b>\$250,000.00</b>		<b>\$157,237.50</b>	<b>\$145,750.00</b>	<b>\$11,487.50</b>
<b>Total Amount Due Upon Receipt :</b>					<b>\$11,487.50</b>

Email Invoice: [rchapman@lpnrd.org](mailto:rchapman@lpnrd.org); [jbreunig@lpnrd.org](mailto:jbreunig@lpnrd.org)

# Progress Report

## LOWER PLATTE NORTH NATURAL RESOURCES DISTRICT HAZARD MITIGATION PLAN UPDATE

February 19, 2025

JEO Project Number: 220954.00

Project Contact: Becky Appleford, 217-741-0117

Professional Services through February 14, 2025

Below is a progress report for the above referenced project:

**1. Overall project and budget status:**

Overall Project Completion: 60%

HMP Completion: 78%

THIRA Completion: 100%

Drought Plan Completion: 27%

Overall Budget Expended: 60%

HMP Budget Expended: 78%

THIRA Budget Expended: 100%

Drought Plan Budget Expended: 27%

**2. Project activities during current period (thru February 14, 2025)**

- a. Followed up with missing jurisdictions
- b. Began incorporating Round 2 worksheets into plan
- c. Drafted sections of upfront HMP
- d. Updated community lifeline information
- e. Draft floodplain maps with community lifelines
- f. Worked with NRD on drought community information
- g. Incorporated PWS drought info into matrix
- h. Began drafting drought plan

**3. Planned project activities for next period (thru March 14, 2025)**

- a. Draft maps for upfront and community profiles
- b. Continue to follow up with missing jurisdictions and worksheets
- c. Continue incorporating worksheets into HMP
- d. Continue drafting sections of HMP
- e. Continue drafting drought sections
- f. Continue summarizing drought community meeting information

**4. Information needed from NRD or key stakeholders**

- a. Worksheets were due February 17<sup>th</sup>

**5. Project Schedule and Next Meeting(s)**

- a. Regular Drought check-in:
  - i. February 19<sup>th</sup> at 9am
  - ii. March 17<sup>th</sup> at 1pm

