

Board of Education Regular Meeting
Monday, March 10, 2025 5:00 PM
Jr/Sr High School Library
611 West 7th Street
Wayne, NE 68787

- I. Call the Meeting to Order
 - I.a. Pledge of Allegiance
 - I.b. Announce Open Meetings Act Posting and Location - Posted at Wayne Community Schools, Published in the Wayne Herald (3/6/2025), and online: www.wayneschools.org
 - I.c. Action on Absence and Roll Call
 - I.d. Approval of Agenda - The Board may enter Closed Session to discuss any matter for which Closed Session is lawful and appropriate.
 - I.e. Consent Agenda - Discuss, Consider, and Take Necessary Action on Minutes of Previous Meetings and Financial Claims
 - I.e.I. Approval of Minutes of Previous Meetings
 - I.e.II. Approval of Financial Reports and Claims
 - I.f. Personnel
 - I.f.I. Resignation - Discuss, Consider, and Take Necessary Action on Resignation
 - I.f.II. Resignation - Discuss, Consider, and Take Necessary Action on Resignation
 - I.f.III. 9-12 Social Studies Position - Discuss, Consider, and Take Necessary Action on the 9-12 Social Studies Position
 - I.f.IV. 7-8 Social Studies Position - Discuss, Consider, and Take Necessary Action on Social Studies Position
 - I.f.V. SPED Extended Contract - Discuss, Consider, and Take Necessary Action on a SPED Extended Contract
- II. Communications from the Public (Policy 8346) and Requested Presentations
 - II.a. Baking and Pastry Class - Mrs. Surber
 - II.b. Wayne Elementary Booster (WEB)

III. Celebration of Success

IV. Action Items

IV.a. Old Business

IV.b. New Business

IV.b.I. District Technology Upgrade Quote - Discuss, Consider, and Take Necessary Action on the District Technology Upgrade Quote

IV.b.II. Payment Application No. 19: Hausmann Construction - Discuss, Consider, and Take Necessary Action on Payment Application No. 19: Hausmann Construction

IV.b.III. 2025-26 Director Renewal Agreements - Discuss, Consider, and Take Necessary Action on 2025-26 Director Renewal Agreements

IV.b.IV. Annual Review of the School Resource Officer Program - Discuss, Consider, and Take Necessary Action on the Annual Review of the School Resource Officer Program

IV.b.V. First and Final Reading of Edit to Policy 9370 A - Open Sessions - Discuss, Consider, and Take Necessary Action on First and Final Reading of Policy 9370 A Edit

V. Administration and Board Committee Reports:

V.a. Administration - Written reports were provided by Administration. Copies of their reports are available at the District Office upon request.

V.a.I. Superintendent

V.a.I.1. Heartland Counseling Program Review

V.a.I.2. State Aid Certification

V.a.II. High School Principal

V.a.III. Special Education/Early Learning Center Director

V.a.IV. Elementary Principals

V.a.V. Junior High Principal/Activities Director

V.b. Board Committees

V.b.I. Foundation and Community Relations - Justin Davis, Jaime Manz, Sylvia Ruhl, Mark Lenihan, Misty Bear, Rusty Parker

V.b.II. Curriculum and Committee on American Civics - Jaime Manz, Jodi Pulfer, Sylvia Ruhl, Mark Lenihan, Andi Diediker, Russ Plager

V.b.III. Facility/Safety/Finance - Justin Davis, Lynn Junck, Brent Pick, Mark Lenihan, Russ Plager, Dave Wragge, Darian Stoltenberg, Jordan Widner

V.b.IV. Policy/Title IX - Jaime Manz, Brent Pick, Jodi Pulfer, Mark Lenihan, Misty Bear, Courtney Maas

V.b.IV.1. Review of 9300-9370

V.b.V. Negotiations - Justin Davis, Lynn Junck, Jodi Pulfer, Mark Lenihan

V.b.VI. Legislative - Lynn Junck, Brent Pick, Sylvia Ruhl, Mark Lenihan

VI. Boardsmanship

VI.a. Budget & Finance Workshop - April 9, 2025, Norfolk, NE

VII. Future Agenda Items

*Payment Application No. 20 - Hausmann Construction

*First Reading of 2025-26 ELC Handbook

*First Reading of 2025-26 7-12 Handbook

*First Reading of 2025-26 Kids Club Handbook

*Classified Staff Salary Schedule

*Early Graduation Numbers

*District Enrollment Numbers

*Review EL Program

*Accept Graduation List

*Set Last Day of School

*Board Review of Policies 8000-8330

VIII. Adjournment

**Wayne Community Schools
Board of Education Regular Meeting Minutes
February 10, 2025**

The regular meeting of the Wayne Board of Education was held at 611 West 7th Street, Wayne, NE, 68787, on Monday, February 10, 2025, at 5:00 PM. Notice of the meeting and place of agenda was posted at Wayne Community Schools, posted in The Wayne Herald (2/6/2025), and online: wayneschools.org. A copy of the Nebraska Open Meetings Act was displayed for the public to read.

Present Board Members:

Mr. Justin Davis
Mr. Lynn Junck
Mrs. Jaime Manz
Mr. Brent Pick
Dr. Jodi Pulfer
Mrs. Sylvia Ruhl

I. Call the Meeting to Order

Discussion: The meeting was called to order at 5:08 p.m. in the Jr/Sr High School Library.

I.a. Pledge of Allegiance

I.b. Announce Open Meetings Act Posting and Location - Posted at Wayne Community Schools, Published in the Wayne Herald (2/6/25), and online: www.wayneschools.org

I.c. Action on Absence and Roll Call

I.d. Approval of Agenda - The Board may enter Closed Session to discuss any matter for which Closed Session is lawful and appropriate.

Motion to approve agenda, as presented, passed with a motion by Mrs. Jaime Manz and a second by Mr. Lynn Junck. Motion carried with six yes votes.

Mr. Justin Davis:	Yes
Mr. Lynn Junck:	Yes
Mrs. Jaime Manz:	Yes
Mr. Brent Pick:	Yes
Dr. Jodi Pulfer:	Yes
Mrs. Sylvia Ruhl:	Yes

I.e. Consent Agenda - Discuss, Consider, and Take Necessary Action on Minutes of Previous Meetings and Financial Claims

Motion to approve consent agenda, as presented, passed with a motion by Mr. Lynn Junck and a second by Mrs. Jaime Manz. Motion carried with six yes votes.

Mr. Justin Davis:	Yes
Mr. Lynn Junck:	Yes
Mrs. Jaime Manz:	Yes
Mr. Brent Pick:	Yes
Dr. Jodi Pulfer:	Yes
Mrs. Sylvia Ruhl:	Yes

I.e.I. Approval of Minutes of Previous Meetings

I.e.II. Approval of Financial Reports and Claims

I.f. Personnel

I.f.I. Resignation - Discuss, Consider, and Take Necessary Action on Resignation

Motion to approve the resignation of Brendan Dorcey effective at the end of the 2024-25 school year, passed with a motion by Mrs. Sylvia Ruhl and a second by Mr. Brent Pick. Motion carried with six yes votes.

Mr. Justin Davis:	Yes
Mr. Lynn Junck:	Yes
Mrs. Jaime Manz:	Yes
Mr. Brent Pick:	Yes
Dr. Jodi Pulfer:	Yes
Mrs. Sylvia Ruhl:	Yes

Discussion: The Board approved the resignation of Mr. Brendan Dorcey at the conclusion of the 2024-25 school year.

I.f.II. Resignation - Discuss, Consider, and Take Necessary Action on Resignation

Discussion: No action was taken on the agenda item.

I.f.III. Middle Level Counselor Position - Discuss, Consider, and Take Necessary Action on Middle Level Counselor Position

Motion to approve the contract for Tiyah Spaans as Middle Level Counselor for the 2025-26 school year, passed with a motion by Mrs. Sylvia Ruhl and a second by Mr. Lynn Junck. Motion carried with six yes votes.

Mr. Justin Davis:	Yes
Mr. Lynn Junck:	Yes
Mrs. Jaime Manz:	Yes
Mr. Brent Pick:	Yes
Dr. Jodi Pulfer:	Yes
Mrs. Sylvia Ruhl:	Yes

Discussion: The Board approved the hiring of Ms. Tiyah Spaans for Middle Level Counselor position.

I.f.IV. Fourth Grade Position - Discuss, Consider, and Take Necessary Action on Fourth Grade Position

Motion to approve the contract for Carrie Williamson as Fourth Grade Teacher for the 2025-26 school year, passed with a motion by Mr. Lynn Junck and a second by Mrs. Sylvia Ruhl. Motion carried with six yes votes.

Mr. Justin Davis:	Yes
Mr. Lynn Junck:	Yes
Mrs. Jaime Manz:	Yes
Mr. Brent Pick:	Yes
Dr. Jodi Pulfer:	Yes
Mrs. Sylvia Ruhl:	Yes

Discussion: The Board approved the hiring of Carrie Williamson for the Fourth Grade position.

I.f.V. First Grade Position - Discuss, Consider, and Take Necessary Action on First Grade Position

Motion to approve the contract for Jessica Loberg as 1st Grade Teacher for the 2025-26 school year, passed with a motion by Mr. Justin Davis and a second by Mr. Brent Pick. Motion carried with six yes votes.

Mr. Justin Davis:	Yes
Mr. Lynn Junck:	Yes
Mrs. Jaime Manz:	Yes
Mr. Brent Pick:	Yes
Dr. Jodi Pulfer:	Yes
Mrs. Sylvia Ruhl:	Yes

Discussion: The Board approved the hiring of Mrs. Jessica Loberg for the First-Grade position.

I.f.VI. Special Education Position - Discuss, Consider, and Take Necessary Action on Special Education Position

Motion to approve the contract for Carlie Anderson as Special Education Teacher for the 2025-26 school year, passed with a motion by Mrs. Sylvia Ruhl and a second by Mr. Lynn Junck. Motion carried with six yes votes.

Mr. Justin Davis:	Yes
Mr. Lynn Junck:	Yes
Mrs. Jaime Manz:	Yes
Mr. Brent Pick:	Yes
Dr. Jodi Pulfer:	Yes
Mrs. Sylvia Ruhl:	Yes

Discussion: The Board approved the hiring of Carlie Anderson for the Elementary Special Education position.

I.f.VII. Elementary PE/Art Position - Discuss, Consider, and Take Necessary Action on Elementary PE/Art Position

Motion to approve the contract for Rylee Shaw as Physical Education/Art Instructor for the 2025-26 school year, passed with a motion by Mrs. Sylvia Ruhl and a second by Mrs. Jaime Manz. Motion carried with six yes votes.

Mr. Justin Davis:	Yes
Mr. Lynn Junck:	Yes
Mrs. Jaime Manz:	Yes
Mr. Brent Pick:	Yes
Dr. Jodi Pulfer:	Yes
Mrs. Sylvia Ruhl:	Yes

Discussion: The Board approved the hiring of Rylee Shaw for Elementary PE/Art position.

I.f.VIII. Special Education Position - Discuss, Consider, and Take Necessary Action on Special Education Position

Motion to approve the contract for Kelsey Heath as Special Education Teacher for the 2025-26 school year, passed with a motion by Mr. Lynn Junck and a second by Mrs. Jaime Manz. Motion carried with six yes votes.

Mr. Justin Davis:	Yes
Mr. Lynn Junck:	Yes
Mrs. Jaime Manz:	Yes
Mr. Brent Pick:	Yes
Dr. Jodi Pulfer:	Yes
Mrs. Sylvia Ruhl:	Yes

Discussion: The Board approved the hiring of Kelsey Heath for the Jr/Sr High School Special Education position.

II. Communications from the Public (Policy 8346) and Requested Presentations

Discussion: Dr. Lenihan discussed having groups from the school to talk to the Board. He asked for ideas of who the Board would like to hear from.

III. Celebration of Success

Students from the Mock Trial team and State Qualifying Junior Livestock Judging Team were honored for February.

IV. Action Items

IV.a. Old Business

IV.a.I. Second Reading of Revision to Policy 3132: Internal Controls - Discuss, Consider, and Take Necessary Action on Second Reading of Revision to Policy 3132

Motion to Second Reading of Revision to Policy 3132: Internal Controls passed with a motion by Mrs. Sylvia Ruhl and a second by Mr. Brent Pick. Motion carried with six yes votes.

Mr. Justin Davis:	Yes
Mr. Lynn Junck:	Yes
Mrs. Jaime Manz:	Yes
Mr. Brent Pick:	Yes
Dr. Jodi Pulfer:	Yes
Mrs. Sylvia Ruhl:	Yes

Discussion: The Board approved the Second Reading of Revision to Policy 3132: Internal Controls.

IV.a.II. 2025-26 ESU 1 Contract - Discuss, Consider, and Take Necessary Action on 2025-26 ESU 1 Contract

Motion to accept the 2025-26 Service Contract with ESU 1 passed with a motion by Mr. Lynn Junck and a second by Mrs. Jaime Manz. Motion carried with five yes votes.

Mr. Justin Davis:	No
Mr. Lynn Junck:	Yes
Mrs. Jaime Manz:	Yes
Mr. Brent Pick:	Yes
Dr. Jodi Pulfer:	Yes
Mrs. Sylvia Ruhl:	Yes

Discussion: The Board approved the 2025-26 Service Contract with ESU 1.

IV.b. New Business

IV.b.I. Elementary Asphalt Shingle Roof Repair - Discuss, Consider, and Take Necessary Action on Elementary Roof Repair

Motion to approve the quote from Korth Roofing, LLC for Asphalt Shingle and Gutter replacement on the Elementary School in the amount of \$73,090 passed with a motion by Mr. Lynn Junck and a second by Mr. Justin Davis. Motion carried with six yes votes.

Mr. Justin Davis:	Yes
Mr. Lynn Junck:	Yes
Mrs. Jaime Manz:	Yes
Mr. Brent Pick:	Yes
Dr. Jodi Pulfer:	Yes
Mrs. Sylvia Ruhl:	Yes

Discussion: The Board approved the contract agreement with Korth Roofing, LLC, for the Elementary shingle and roof repair.

IV.b.II. 2025-26 Administrator Renewal Agreements - Discuss, Consider, and Take Necessary Action on 2025-26 Renewal Agreements

Motion to approve the 2025-26 Administrator Renewal Agreements passed with a motion by Mr. Justin Davis and a second by Mrs. Jaime Manz. Motion carried with six yes votes.

Mr. Justin Davis:	Yes
Mr. Lynn Junck:	Yes
Mrs. Jaime Manz:	Yes
Mr. Brent Pick:	Yes
Dr. Jodi Pulfer:	Yes
Mrs. Sylvia Ruhl:	Yes

Discussion: The Board approved the 2025-26 Administrator Renewal Agreements. The agreements show a 1.4% total package increase.

IV.b.III. Payment Application No. 18: Hausmann Construction - Discuss, Consider, and Take Necessary Action on Payment Application No. 18: Hausmann Construction

Motion to approve Payment Application No. 18 to Hausmann Construction passed with a motion by Mr. Lynn Junck and a second by Mrs. Jaime Manz. Motion carried with six yes votes.

Mr. Justin Davis:	Yes
Mr. Lynn Junck:	Yes
Mrs. Jaime Manz:	Yes
Mr. Brent Pick:	Yes
Dr. Jodi Pulfer:	Yes
Mrs. Sylvia Ruhl:	Yes

Discussion: The Board approved the Payment Application No. 18 from Hausmann Construction.

IV.b.IV. 2025-26 NASB Membership Dues - Discuss, Consider, and Take Necessary Action on 2025-26 NASB Membership Dues

Motion to approve the 2025-26 NASB Membership Dues passed with a motion by Mrs. Sylvia Ruhl and a second by Mr. Lynn Junck. Motion carried with six yes votes.

Mr. Justin Davis:	Yes
Mr. Lynn Junck:	Yes
Mrs. Jaime Manz:	Yes
Mr. Brent Pick:	Yes
Dr. Jodi Pulfer:	Yes
Mrs. Sylvia Ruhl:	Yes

Discussion: The Board approve the annual membership dues to NASB (Nebraska Association of School Boards).

IV.b.V. Wayne America Membership Dues - Discuss, Consider, and Take Necessary Action on Wayne America Membership Dues

Motion to approve the \$100 non-profit level for 2025 Wayne America Membership passed with a motion by Mr. Lynn Junck and a second by Mr. Brent Pick. Motion carried with five yes votes.

Mr. Justin Davis:	Abstain
Mr. Lynn Junck:	Yes
Mrs. Jaime Manz:	Yes
Mr. Brent Pick:	Yes
Dr. Jodi Pulfer:	Yes
Mrs. Sylvia Ruhl:	Yes

Discussion: The Board approved the \$100 non-profit membership level to Wayne America. Mr. Justin Davis abstained from voting due to being on the Wayne America Board.

V. Administration and Board Committee Reports:

V.a. Administration - Written reports were provided by Administration. Copies of their reports are available at the District Office upon request.

V.a.I. Superintendent

V.a.I.1. Principal Appraisals

Discussion: Dr. Lenihan noted the Principal Appraisals are finished. He also discussed the evaluation tool that is used.

V.a.I.2. Teacher Renewal Agreements

Discussion: Dr. Lenihan stated Teacher Renewal Agreements will be sent out at the end of February. They will be due back on March 17.

V.a.I.3. 2025-26 District School Hours

Discussion: Dr. Lenihan discussed the 2025-26 school hours. Adjustments may be made after the first semester.

V.a.II. High School Principal

Discussion: Mr. Plager's report showed the date of Freshman Orientation. It also stated that Social Studies interviews are being conducted.

V.a.III. Special Education/Early Learning Center Director

Discussion: Mrs. Bear stated the Early Childhood Grant has been submitted.

V.a.IV. Elementary Principals

Mrs. Courtney Maas stated children's author, Julia Cook, visited the Elementary. The Penguin Parade will be later in the week. Mr. Andi Diediker stated Astronaut Clayton Anderson visited the Third and Fourth Graders.

V.a.V. Junior High Principal/Activities Director

Discussion: Mr. Wragge reported that both Boys and Girls Bowling teams were district champs and will be competing at State. Girls Wrestling has five State qualifiers.

V.b. Board Committees

V.b.I. Foundation and Community Relations - Justin Davis, Jaime Manz, Sylvia Ruhl, Mark Lenihan, Misty Bear, Rusty Parker

Discussion: Mr. Rusty Parker gave the Foundation End of Year report.

V.b.I.1. End of Year Financials

V.b.II. Curriculum and Committee on American Civics - Jaime Manz, Jodi Pulfer, Sylvia Ruhl, Mark Lenihan, Andi Diediker, Russ Plager

Discussion: The Curriculum and Committee on American Civics met as part of the semi-annual requirement. Public comment will be held in the August meeting.

V.b.III. Facility/Safety/Finance - Justin Davis, Lynn Junck, Brent Pick, Mark Lenihan, Russ Plager, Dave Wragge, Darian Stoltenberg, Jordan Widner

Discussion: Mr. Jordan Widner said punch list items are still being done.

V.b.IV. Policy/Title IX - Jaime Manz, Brent Pick, Jodi Pulfer, Mark Lenihan, Misty Bear, Courtney Maas

Discussion: The Board reviewed policies 9000-9220.

V.b.IV.1. Review of Policies 9000-9220

V.b.V. Negotiations - Justin Davis, Lynn Junck, Jodi Pulfer, Mark Lenihan

Discussion: No report.

V.b.VI. Legislative - Lynn Junck, Brent Pick, Sylvia Ruhl, Mark Lenihan

Discussion: Dr. Lenihan presented the letter that will be sent to the senators.

VI. Boardsmanship

VII. Future Agenda Items

*First Reading of 2025-26 ELC Handbook

*Director Contracts

*Payment Application No. 19: Hausmann Construction

*School Resource Officer Annual Review

*Board Review Policies 9300-9370

*ESU Contract

VIII. Adjournment

Motion to Adjourn Meeting passed with a motion by Mr. Lynn Junck and a second by Mrs. Jaime Manz.
Motion carried with six yes votes.

Mr. Justin Davis:	Yes
Mr. Lynn Junck:	Yes
Mrs. Jaime Manz:	Yes
Mr. Brent Pick:	Yes
Dr. Jodi Pulfer:	Yes
Mrs. Sylvia Ruhl:	Yes

Discussion: The meeting was adjourned at 6:23 p.m. The next regular Board Meeting will be Monday, March 10, 2025, in the Jr/Sr High School Library.

Deb Daum, Secretary

Wayne Public Schools

Check Listing Report

Accounting Cycle: FY24-25; Begin Date: 02/18/2025; End Date: 02/18/2025; Bank: State Nebraska Bank; Sort By Element: FUND; Account Expression: ([FUND] = "06") ; Created On: 2/18/2025 10:43:29 AM

Voucher Number	Bank Name	Account Number	Check Number	Payee	Amount	Type
LF-02182025	State Nebraska Bank	540978	5819	Cash-Wa Distributing	\$16,697.79	Accounts Payable
Vendor	PO Number	Invoice #	Account Code	Description	Issue Date	Amount
Cash-Wa Distributing		2/1/2025	06-2-031000-610-000-000	supply, SN		\$1,290.66
Cash-Wa Distributing		2/1/2025	06-2-031000-630-000-000	food, SN		\$15,407.13
Sub Total						\$16,697.79
Voucher Number	Bank Name	Account Number	Check Number	Payee	Amount	Type
LF-02182025	State Nebraska Bank	540978	5820	DBA Kemps - LeMars	\$6,475.93	Accounts Payable
Vendor	PO Number	Invoice #	Account Code	Description	Issue Date	Amount
DBA Kemps - LeMars		2/02/25	06-2-031000-630-000-000	food, SN		\$6,475.93
Sub Total						\$6,475.93
Voucher Number	Bank Name	Account Number	Check Number	Payee	Amount	Type
LF-02182025	State Nebraska Bank	540978	5821	Earthgrains Baking Companies, Inc.	\$1,319.70	Accounts Payable
Vendor	PO Number	Invoice #	Account Code	Description	Issue Date	Amount
Earthgrains Baking Companies, Inc.		1/2025	06-2-031000-630-000-000	food, SN		\$1,319.70
Sub Total						\$1,319.70
Voucher Number	Bank Name	Account Number	Check Number	Payee	Amount	Type
LF-02182025	State Nebraska Bank	540978	5822	EduTrak, LLC	\$4,083.09	Accounts Payable
Vendor	PO Number	Invoice #	Account Code	Description	Issue Date	Amount
EduTrak, LLC		7225	06-2-031000-643-000-000	2025-2026 annual service & support/web software, SN		\$4,083.09
Sub Total						\$4,083.09
Voucher Number	Bank Name	Account Number	Check Number	Payee	Amount	Type
LF-02182025	State Nebraska Bank	540978	5823	Harris School Solutions	\$267.10	Accounts Payable
Vendor	PO Number	Invoice #	Account Code	Description	Issue Date	Amount
Harris School Solutions	9164-2025	HAPXT0002175	06-2-031000-610-000-000	laser check forms for Lunch Fund/supply, SN	02/17/2025	\$267.10
Sub Total						\$267.10
Voucher Number	Bank Name	Account Number	Check Number	Payee	Amount	Type
LF-02182025	State Nebraska Bank	540978	5824	Hobart Sales And Service	\$925.25	Accounts Payable
Vendor	PO Number	Invoice #	Account Code	Description	Issue Date	Amount
Hobart Sales And Service		OC104396	06-2-031000-350-000-000	parts, labor on dishwasher/rep. & maint., SN		\$925.25
Sub Total						\$925.25
Voucher Number	Bank Name	Account Number	Check Number	Payee	Amount	Type
LF-02182025	State Nebraska Bank	540978	5825	Staab Management Company	\$566.34	Accounts Payable
Vendor	PO Number	Invoice #	Account Code	Description	Issue Date	Amount
Staab Management Company		1/31/2025	06-2-031000-630-000-000	pizza 1/31/25/food, SN		\$566.34
Sub Total						\$566.34
Voucher Number	Bank Name	Account Number	Check Number	Payee	Amount	Type
LF-02182025	State Nebraska Bank	540978	5826	Sysco	\$18,395.64	Accounts Payable
Vendor	PO Number	Invoice #	Account Code	Description	Issue Date	Amount
Sysco		2/1/25	06-2-031000-610-000-000	supply, SN		\$1,700.64
Sysco		2/1/25	06-2-031000-630-000-000	food, SN		\$16,695.00
Sub Total						\$18,395.64
Voucher Number	Bank Name	Account Number	Check Number	Payee	Amount	Type
LF-02182025	State Nebraska Bank	540978	5827	Total Graphics	\$1,527.00	Accounts Payable
Vendor	PO Number	Invoice #	Account Code	Description	Issue Date	Amount
Total Graphics		4739	06-2-031000-610-000-000	wrap school lunch van (art, set-up, prep & install/sunhlp SN		\$1,527.00

Sub Total						\$1,527.00
Voucher Number	Bank Name	Account Number	Check Number	Payee	Amount	Type
LF-02182025	State Nebraska Bank	540978	5828	Vestis	\$511.68	Accounts Payable
Vendor	PO Number	Invoice #	Account Code	Description	Issue Date	Amount
Vestis		1/31/2025	06-2-031000-610-000-000	Jan. '25 linen service/supply, SN		\$511.68
Sub Total						\$511.68
Voucher Number	Bank Name	Account Number	Check Number	Payee	Amount	Type
LF-02182025	State Nebraska Bank	540978	5829	Wayne County Farm Bureau	\$2,774.83	Accounts Payable
Vendor	PO Number	Invoice #	Account Code	Description	Issue Date	Amount
Wayne County Farm Bureau		Jan. beef	06-2-031000-630-000-000	beef/food, SN		\$2,774.83
Sub Total						\$2,774.83
Grand Total						\$53,544.35

Wayne Public Schools

Check Listing Report

Accounting Cycle: FY24-25; Begin Date: 02/18/2025; End Date: 02/18/2025; Bank: State Nebraska Bank; Sort By Element: FUND; Account Expression: ([FUND] = "06") ; Created On: 2/18/2025 10:43:29 AM

Check Date	Check Number	Payee	Type	Amount
02/18/2025	5819	Cash-Wa Distributing	Accounts Payable	\$16,697.79
02/18/2025	5820	DBA Kemps - LeMars	Accounts Payable	\$6,475.93
02/18/2025	5821	Earthgrains Baking Companies, Inc.	Accounts Payable	\$1,319.70
02/18/2025	5822	EduTrak, LLC	Accounts Payable	\$4,083.09
02/18/2025	5823	Harris School Solutions	Accounts Payable	\$267.10
02/18/2025	5824	Hobart Sales And Service	Accounts Payable	\$925.25
02/18/2025	5825	Staab Management Company	Accounts Payable	\$566.34
02/18/2025	5826	Sysco	Accounts Payable	\$18,395.64
02/18/2025	5827	Total Graphics	Accounts Payable	\$1,527.00
02/18/2025	5828	Vestis	Accounts Payable	\$511.68
02/18/2025	5829	Wayne County Farm Bureau	Accounts Payable	\$2,774.83
Sub Total				\$53,544.35

Wayne Public Schools

Check Listing Report

Accounting Cycle: FY24-25; Begin Date: 02/18/2025; End Date: 02/18/2025; Bank: State Nebraska Bank; Sort By Element: FUND; Account Expression: ([FUND] = "06") ; Created On: 2/18/2025 10:43:29 AM

Check Date	Check Number	Payee	Description	Type	Amount
02/18/2025	5819	Cash-Wa Distributing	food/supply, SN	Accounts Payable	\$16,697.79
02/18/2025	5820	DBA Kemps - LeMars	food, SN	Accounts Payable	\$6,475.93
02/18/2025	5821	Earthgrains Baking Companies, Inc.	food, SN	Accounts Payable	\$1,319.70
02/18/2025	5822	EduTrak, LLC	2025-2026 annual service & support/software, SN	Accounts Payable	\$4,083.09
02/18/2025	5823	Harris School Solutions	laser check forms for Lunch Fund/supply, SN	Accounts Payable	\$267.10
02/18/2025	5824	Hobart Sales And Service	parts, labor on dishwasher/rep. & maint., SN	Accounts Payable	\$925.25
02/18/2025	5825	Staab Management Company	food, SN	Accounts Payable	\$566.34
02/18/2025	5826	Sysco	food/supply, SN	Accounts Payable	\$18,395.64
02/18/2025	5827	Total Graphics	wrap school lunch van/supply, SN	Accounts Payable	\$1,527.00
02/18/2025	5828	Vestis	Jan. '25 linen service/supply, SN	Accounts Payable	\$511.68
02/18/2025	5829	Wayne County Farm Bureau	beef/food, SN	Accounts Payable	\$2,774.83
Sub Total					\$53,544.35

Checks By Status

Sorted by Activity ID, Site ID.
From 02/01/2025 to 02/28/2025.

Activity ID Site ID	Activity Name Site Name	Check / Void Date	Vendor Name	PO Number	Description	Amount
1005	ATHLETIC					
WAYNE	WAYNE COMMUNITY SCHOOLS					
17704	Void	02/07/2025	CHARLES SHERER		official/JH G WR Invite, 1/31	-350.00
17712	Void	02/07/2025	Grant Maas		worker/JH G WR Invite, 1/31	-100.00
17720	Void	02/07/2025	RON WILLIAMS		official/JH BB Tourn., 2/1	-200.00
17730	Cleared	02/04/2025	STATE NEBRASKA BANK		change/JH BB-Ponca, 2/4	550.00
17731	Cleared	02/04/2025	STATE NEBRASKA BANK		change/Conf. BB, 2/4	1,600.00
17732	Cleared	02/04/2025	Tyan Baller		official/JH BB-Ponca, 2/4	100.00
17733	Cleared	02/04/2025	RICH RETHWISCH		official/JH BB-Ponca, 2/24	100.00
17734	Cleared	02/04/2025	COREY ULDRICH		official/Conf. BB, 2/4	168.00
17735	Cleared	02/04/2025	TODD KRAMER		official/Conf. BB, 2/4	168.00
17736	Cleared	02/04/2025	BRIAN CHAPMAN		official/Conf. BB, 2/4	168.00
17738	Cleared	02/04/2025	STATE NEBRASKA BANK		change/JH BB-Clarkson, 2/6	550.00
17739	Cleared	02/06/2025	Austin Pierce		official/JH BB-Clarkson, 2/6	120.00
17740	Cleared	02/06/2025	RYAN DAHL		official/JH BB-Clarkson, 2/6	120.00
17741	Cleared	02/06/2025	Lincoln Pius X HS		JV Bowling Tourn., 1/9	140.00
17746	Cleared	02/10/2025	STATE NEBRASKA BANK		change/9-10 BB-HCC, 2/10	775.00
17747	Cleared	02/10/2025	Maplewood Lanes		(V) bowling dual Oma Christ, 1/31	105.00
17748	Cleared	02/10/2025	FLO SPORTS		Girls JH WR Invite, 1/31	80.00
17749	Cleared	02/10/2025	Summerland Public School		Girls WR Invite, 1/13	125.00
17750	Cleared	02/10/2025	Vicki Smith		reimb.-gas/bowling, 1/2	14.00
17751	Cleared	02/10/2025	U. S. BANK		credit card purchase(s)	408.88
17753	Cleared	02/10/2025	PAC 'N' SAVE		supplies	20.97
17760	Cleared	02/10/2025	Zach Johnson		official-9/10 BB-HCC, 2/10	70.00
17761	Cleared	02/10/2025	Austin Pierce		official-9/10 BB-HCC, 2/10	70.00
17762	Cleared	02/11/2025	STATE NEBRASKA BANK		change-GB/BB-Wahoo, 2/11	950.00
17763	Cleared	02/11/2025	RYAN HIX		official-G JV, V G/B Wahoo, 2/11	250.00
17764	Cleared	02/11/2025	BRIAN KESTING		official-G JV-Wahoo, 2/11	60.00
17765	Cleared	02/11/2025	GAGE RETHWISCH		official-B JV-Wahoo, 2/11	250.00
17766	Cleared	02/11/2025	RICH RETHWISCH		official-B JV-Wahoo, 2/11	60.00
17767	Cleared	02/11/2025	TIM HIGGINS		official-G/B V-Wahoo, 2/11	190.00
17768	Cleared	02/11/2025	AMAZON CAPITAL SERVICES		supplies	87.30
17774	Printed	02/11/2025	NORFOLK CATHOLIC SCHOOL		entry fee/JH GB Tourn., 12/21/24	100.00
17778	Cleared	02/14/2025	STATE NEBRASKA BANK		change/JH BB Tourn., 2/15	1,800.00
17784	Void	02/17/2025	RON WILLIAMS		official/JH BB Tourn., 2/15	0.00
17785	Void	02/17/2025	Anthony Bonneau		official/JH BB Tourn., 2/15	0.00
17786	Void	02/17/2025	Austin Pierce		official/JH BB Tourn., 2/15	0.00
17787	Void	02/17/2025	Kyle Napier		official/JH BB Tourn., 2/15	0.00
17789	Printed	02/24/2025	MID STATE CONFERENCE		Conf. Basketball Jan @ WHS	1,714.00
17790	Cleared	02/24/2025	STATE NEBRASKA BANK		change/C1-5 Subdist. BB, 2/24	1,150.00
17791	Cleared	02/24/2025	STATE NEBRASKA BANK		change/C1-5 Subdist. BB, 2/25	1,150.00
17792	Cleared	02/24/2025	STATE NEBRASKA BANK		change/C1-5 Subdist. BB, 2/27	1,150.00
17793	Printed	02/24/2025	WILDCAT LANES		Bowling matches/tourn. Dec.-Jan.	3,150.00
17799	Printed	02/24/2025	NORFOLK JUNIOR HIGH SCHOOL		entry fee/Girls JH WR Invite, 2/11	100.00
17800	Cleared	02/24/2025	GARY EIKMEIER		official/C1-5 Subdist. BB, 2/24	86.00
17801	Cleared	02/24/2025	PAUL STEUTER		official/C1-5 Subdist. BB, 2/24	86.00
17802	Printed	02/24/2025	Randy Stehla		official/C1-5 Subdist. BB, 2/24	86.00
17806	Printed	02/25/2025	Riley Arens		official/C1-5 Subdist. BB, 2/25	152.00
17807	Printed	02/25/2025	DERRICK LEISE		official/C1-5 Subdist. BB, 2/25	152.00
17808	Cleared	02/25/2025	JEFF KEAGLE		official/C1-5 Subdist. BB, 2/25	152.00

Checks By Status

Sorted by Activity ID, Site ID.
From 02/01/2025 to 02/28/2025.

Activity ID Site ID			Activity Name Site Name				
Check Number	Status	Check / Void Date	Vendor Name	PO Number	Description		
1005		ATHLETIC					
WAYNE		WAYNE COMMUNITY SCHOOLS					
17809	Printed	02/27/2025	MALCOLM HIGH SCHOOL		entry fee/V WR Invite, 1/11	150.00	
17811	Printed	02/27/2025	TODD HEITHOFF		official/C1-5 Subdist. BB, 2/27	94.00	
17812	Printed	02/27/2025	AARON KRUGER		official/C1-5 Subdist. BB, 2/27	94.00	
17813	Printed	02/27/2025	Eric L. Wemhoff		official/C1-5 Subdist. BB, 2/27	94.00	
Total:						\$ 18,110.15	
1007		BASEBALL					
WAYNE		WAYNE COMMUNITY SCHOOLS					
17752	Cleared	02/10/2025	STADIUM SPORTS		caps	945.00	
Total:						\$ 945.00	
1009		BOWLING					
WAYNE		WAYNE COMMUNITY SCHOOLS					
17772	Cleared	02/11/2025	QUALITY FOOD CENTER		meals	320.00	
17794	Printed	02/24/2025	JOSH JOHNSON		reimb./Girls Golf, Bowling	742.73	
Total:						\$ 1,062.73	
1017		GIRLS GOLF					
WAYNE		WAYNE COMMUNITY SCHOOLS					
17751	Cleared	02/10/2025	U. S. BANK		credit card purchase(s)	90.09	
17794	Printed	02/24/2025	JOSH JOHNSON		reimb./Girls Golf, Bowling	70.47	
Total:						\$ 160.56	
1025		VOLLEYBALL					
WAYNE		WAYNE COMMUNITY SCHOOLS					
17777	Cleared	02/13/2025	Team Connection		apparel	668.13	
Total:						\$ 668.13	
1505		ANNUAL					
WAYNE		WAYNE COMMUNITY SCHOOLS					
17770	Cleared	02/11/2025	WALSWORTH		first deposit/2025 yearbook	3,391.46	
Total:						\$ 3,391.46	
1512		FFA					
WAYNE		WAYNE COMMUNITY SCHOOLS					
17745	Cleared	02/06/2025	NE FFA Assoc.		3 memberships	54.00	
17773	Cleared	02/11/2025	NE FFA Assoc.		Chapter Visit Program	75.00	
17795	Cleared	02/24/2025	TONI RASMUSSEN		reimb. 2/14, 2/16	594.71	
17803	Printed	02/25/2025	Ken Marks		donation from FFA breakfast, 2/16	1,000.00	
Total:						\$ 1,723.71	

Checks By Status

Sorted by Activity ID, Site ID.
From 02/01/2025 to 02/28/2025.

Activity ID Site ID	Activity Name Site Name	Check / Void Date	Vendor Name	PO Number	Description	Amount
1514	FBLA					
WAYNE	WAYNE COMMUNITY SCHOOLS					
17810	Printed	02/27/2025	NE FBLA		State FBLA reg.	994.00
Total:						\$ 994.00
1521	MOCK TRIAL					
WAYNE	WAYNE COMMUNITY SCHOOLS					
17796	Printed	02/24/2025	NEBRASKA STATE BAR ASSOC.		Mock Trial expenses	510.00
Total:						\$ 510.00
1525	NATIONAL HONOR SOCIETY					
WAYNE	WAYNE COMMUNITY SCHOOLS					
17804	Printed	02/25/2025	NASSP		membership 2025-2026	385.00
Total:						\$ 385.00
1535	SPEECH TEAM					
WAYNE	WAYNE COMMUNITY SCHOOLS					
17742	Cleared	02/06/2025	Claire Krepel		speech judging-1/25, 2/1	180.00
17751	Cleared	02/10/2025	U. S. BANK		credit card purchase(s)	25.00
17753	Cleared	02/10/2025	PAC 'N' SAVE		supplies	58.10
17771	Printed	02/11/2025	BEN STEWART SPEECHWIRE TOURN. SERVICES		service	420.00
17775	Printed	02/13/2025	Fresh Ideas		Speech meet @ WSC, 2/8	413.44
17781	Cleared	02/14/2025	Claire Krepel		speech judging, 2/8	90.00
17782	Cleared	02/14/2025	Gracie Neth		speech judging, 2/8	45.00
17783	Printed	02/14/2025	Christopher Woerdmann		speech judging, 2/8	90.00
Total:						\$ 1,321.54
1540	STUDENT COUNCIL					
WAYNE	WAYNE COMMUNITY SCHOOLS					
17757	Cleared	02/10/2025	LINPEPCO - SIOUXLAND		vending machine	339.70
Total:						\$ 339.70
2515	CHOIR					
WAYNE	WAYNE COMMUNITY SCHOOLS					
17743	Cleared	02/06/2025	STANTON MUSIC BOOSTERS		Honor Festival/Choir entry fee	180.00
Total:						\$ 180.00

Checks By Status

Sorted by Activity ID, Site ID.
From 02/01/2025 to 02/28/2025.

Activity ID Site ID	Activity Name Site Name	Check / Void Date	Vendor Name	PO Number	Description	Amount
3015		DISTRICT ENTRY FEES				
WAYNE	WAYNE COMMUNITY SCHOOLS					
17744	Printed	02/06/2025	CONCORDIA UNIVERSITY		4 teams reg./NE Science Bowl, 2/8	400.00
17769	Cleared	02/11/2025	GODFATHER'S PIZZA		pizza	108.00
17779	Void	02/17/2025	Wausa Public School		Speech Invite, 2/15	0.00
17780	Void	02/17/2025	David City Speech Team		entry fee/Speech Invite, 2/15	0.00
17788	Printed	02/20/2025	SCHUYLER CENTRAL SCHOOL		entry fee/Speech Invite, 2/21	177.00
17805	Printed	02/25/2025	WAYNE STATE COLLEGE		reg./MS Music Festival	254.00
Total:						\$ 939.00
3510		CONCESSIONS				
WAYNE	WAYNE COMMUNITY SCHOOLS					
17731	Cleared	02/04/2025	STATE NEBRASKA BANK		change/Conf. BB, 2/4	1,050.00
17753	Cleared	02/10/2025	PAC 'N' SAVE		supplies	428.59
17754	Cleared	02/10/2025	WHOLESALE SUPPLY CO.		supplies	1,295.40
17755	Cleared	02/10/2025	LINPEPCO - SIOUXLAND		beverages	2,319.75
17762	Cleared	02/11/2025	STATE NEBRASKA BANK		change-GB/BB-Wahoo, 2/11	625.00
17769	Cleared	02/11/2025	GODFATHER'S PIZZA		pizza	1,080.00
17790	Cleared	02/24/2025	STATE NEBRASKA BANK		change/C1-5 Subdist. BB, 2/24	625.00
17791	Cleared	02/24/2025	STATE NEBRASKA BANK		change/C1-5 Subdist. BB, 2/25	625.00
17792	Cleared	02/24/2025	STATE NEBRASKA BANK		change/C1-5 Subdist. BB, 2/27	625.00
Total:						\$ 8,673.74
4510		POWER DRIVE PROGRAM				
WAYNE	WAYNE COMMUNITY SCHOOLS					
17756	Cleared	02/10/2025	ACE HARDWARE & HOME		supply	26.00
17768	Cleared	02/11/2025	AMAZON CAPITAL SERVICES		supplies	166.87
17797	Printed	02/24/2025	BOMGAARS		supply	80.64
17798	Printed	02/24/2025	ELECTRATHON AMERICA		annual membership	60.00
Total:						\$ 333.51
5515		GRADES K-6				
WAYNE	WAYNE COMMUNITY SCHOOLS					
17737	Cleared	02/04/2025	Omaha Symphony		Concerts for Youth, 3/7/25	365.00
17751	Cleared	02/10/2025	U. S. BANK		credit card purchase(s)	203.24
17753	Cleared	02/10/2025	PAC 'N' SAVE		supplies	52.71
17758	Cleared	02/10/2025	JENNIFER THOMAS		reimb./1st gr. curriculum	175.00
17759	Cleared	02/10/2025	LINPEPCO - SIOUXLAND		vending machine	103.40
Total:						\$ 899.35
5537		SPED - TRANSITION (FORMERLY RESOURCE)				
WAYNE	WAYNE COMMUNITY SCHOOLS					
17751	Cleared	02/10/2025	U. S. BANK		credit card purchase(s)	254.65
17753	Cleared	02/10/2025	PAC 'N' SAVE		supplies	107.27
Total:						\$ 361.92

Checks By Status

Sorted by Activity ID, Site ID.
From 02/01/2025 to 02/28/2025.

Activity ID Site ID	Activity Name Site Name						
Check Number	Status	Check / Void Date	Vendor Name	PO Number	Description	Amount	
<hr/>							
5544	STAFF SUPPORT SERVICES						
<hr/>							
WAYNE	WAYNE COMMUNITY SCHOOLS						
<hr/>							
17751	Cleared	02/10/2025	U. S. BANK		credit card purchase(s)	50.03	
17776	Cleared	02/13/2025	DEB DAUM		reimb./3 watches(retirement gifts)	357.00	
						Total:	\$ 407.03
						<hr/>	
						Report Total :	41,406.53

Wayne Public Schools

Check Listing Report

Accounting Cycle: FY24-25; Begin Date: 02/11/2025; End Date: 03/06/2025; Bank: [All]; Sort By Element: FUND; Account Expression: (([FUND] In ("01","08"))); Created On: 3/6/2025 4:17:14 PM

Voucher Number	Bank Name	Account Number	Check Number	Payee	Amount	Type
MARCH 2025 BOARD WARRENTS	State Nebraska Bank	540935		Hausmann Construction, Inc.	\$763,581.50	Accounts Payable
Vendor	PO Number	Invoice #	Account Code	Description	Issue Date	Amount
Hausmann Construction, Inc.		019	08-2-045000-450-000-024			\$763,581.50
Sub Total						\$763,581.50
MARCH 2025 BOARD WARRENTS	State Nebraska Bank	540935	1793	Carlson West Povondra Architects	\$8,800.29	Accounts Payable
Vendor	PO Number	Invoice #	Account Code	Description	Issue Date	Amount
Carlson West Povondra Architects		23124-17	08-2-043000-340-000-000			\$8,800.29
Sub Total						\$8,800.29
MARCH 2025 BOARD WARRENTS	State Nebraska Bank	540935	1794	Cole Papers Inc.	\$7,170.80	Accounts Payable
Vendor	PO Number	Invoice #	Account Code	Description	Issue Date	Amount
Cole Papers Inc.		9440	08-2-026100-610-300-004			\$7,170.80
Sub Total						\$7,170.80
MARCH 2025 BOARD WARRENTS	State Nebraska Bank	540935	1795	K-Log, Inc.	\$14,410.92	Accounts Payable
Vendor	PO Number	Invoice #	Account Code	Description	Issue Date	Amount
K-Log, Inc.		25-332569-1	08-2-026200-610-001-000			\$14,410.92
Sub Total						\$14,410.92
MARCH 2025 BOARD WARRENTS	State Nebraska Bank	540935	1796	Library Store, The	\$8,827.80	Accounts Payable
Vendor	PO Number	Invoice #	Account Code	Description	Issue Date	Amount
Library Store, The		729451	08-2-045000-733-000-024			\$8,827.80
Sub Total						\$8,827.80
MARCH 2025 BOARD WARRENTS	State Nebraska Bank	540935	1797	Tune Facilities LLC	\$6,100.00	Accounts Payable
Vendor	PO Number	Invoice #	Account Code	Description	Issue Date	Amount
Tune Facilities LLC		634	08-2-026200-340-300-024			\$6,100.00
Sub Total						\$6,100.00
MARCH 2025 BOARD WARRENTS	State Nebraska Bank	540935	1798	William V. MacGill & Co.	\$1,767.98	Accounts Payable
Vendor	PO Number	Invoice #	Account Code	Description	Issue Date	Amount
William V. MacGill & Co.		IN0892447	08-2-045000-733-000-024			\$1,767.98
Sub Total						\$1,767.98
MARCH 2025 BOARD WARRENTS	State Nebraska Bank	537047	25262	ABC Mobile Storage, Inc	\$525.00	Accounts Payable
Vendor	PO Number	Invoice #	Account Code	Description	Issue Date	Amount
ABC Mobile Storage, Inc		76717	01-2-026100-440-001-000			\$525.00
Sub Total						\$525.00
MARCH 2025 BOARD WARRENTS	State Nebraska Bank	537047	25263	Ace Hardware & Home	\$59.11	Accounts Payable
Vendor	PO Number	Invoice #	Account Code	Description	Issue Date	Amount
Ace Hardware & Home		2/28/2025	01-2-022300-610-000-000			\$5.52
Ace Hardware & Home		2/28/2025	01-2-026200-610-000-000			\$35.20
Ace Hardware & Home		2/28/2025	01-2-026300-610-000-000			\$18.39
Sub Total						\$59.11
MARCH 2025 BOARD WARRENTS	State Nebraska Bank	537047	25264	Allo Communications	\$1,837.32	Accounts Payable
Vendor	PO Number	Invoice #	Account Code	Description	Issue Date	Amount

Allo Communications

FEBRUARY 2025

01-2-011000-382-005-000

\$1,837.32

Sub Total **\$1,837.32**

Voucher Number	Bank Name	Account Number	Check Number	Payee	Amount	Type
MARCH 2025 BOARD WARRENTS	State Nebraska Bank	537047	25265	Amazon Capital Services	\$4,281.26	Accounts Payable
Vendor	PO Number	Invoice #	Account Code	Description	Issue Date	Amount
Amazon Capital Services	9508-2025	1L67-CXX6-4CHG	01-2-011000-610-001-090	poster board, adhesive dots for art show/JH-HS art	02/25/2025	\$93.58
Amazon Capital Services	9508-2025	1L67-CXX6-4CHG	01-2-011000-610-006-090	poster board, adhesive dots for art show/JH-HS art	02/25/2025	\$46.79
Amazon Capital Services	9499-2025	1QJ1-DVHJ-LNG7	01-2-022300-610-000-000	tool kit/supply, tech dist.	02/25/2025	\$29.95
Amazon Capital Services	9496-2025	14GP-R7YH-HM7P	01-2-025100-610-000-000	desk lamp/office sup. dist.	02/25/2025	\$16.99
Amazon Capital Services	9491-2025	16R9-GN7Y-HY3M	01-2-011000-610-006-120	transfer tape/JH ind. tech. sup.	02/25/2025	\$44.95
Amazon Capital Services	9489-2025	1NLM-16HN-HCCK	01-2-026200-610-000-000	(4) certificate holders/maint. sup. dist.	02/25/2025	\$35.16
Amazon Capital Services	9487-2025	19LN-FMHT-3PWN	01-2-026300-610-000-000	(12) traffic safety cones/supplies, grounds	02/25/2025	\$198.00
Amazon Capital Services	9484-2025	146Q-Q7YV-G6T3	01-2-026200-431-001-010	(4) sink trap kits/HS bldg. upkeep & rep.	02/25/2025	\$498.15
Amazon Capital Services	9483-2025	1K9M-DLH4-YR6K	01-2-026200-431-001-010	plumbing supplies/HS bldg. upkeep & rep.	02/25/2025	\$222.52
Amazon Capital Services	9482-2025	1WTK-XRQ4-NXD3	01-2-011000-610-005-010	handheld vac/ES t. sup.	02/25/2025	\$27.85
Amazon Capital Services	9442-2025	1CVP-9PH9-7R34	01-2-011000-610-001-100	(6) copies - Robert's Rule of Order/ag classroom	02/25/2025	\$77.94
Amazon Capital Services	9419-2025	173T-6V9P-FY34	01-2-026200-431-001-010	bottle filling station/HS bldg. upkeep & rep.	02/25/2025	\$1,246.99
Amazon Capital Services	9418-2025	13K3-WJYP-7MHC	01-2-026200-431-001-010	plumbing parts/HS bldg. upkeep & rep.	02/25/2025	\$356.22
Amazon Capital Services	9417-2025	1JVK-9MLT-CMJH	01-2-026200-610-000-000	maint. supplies (cart, 2 hand trucks, 10 hygiene	02/25/2025	\$508.59
Amazon Capital Services	9415-2025	1CG1-TXMJ-G36R	01-2-026200-431-001-010	digital room sensor/HS bldg. upkeep & rep.	02/25/2025	\$419.32
Amazon Capital Services	9413-2025	1Q73-RWJK-1LYM	01-2-026200-431-001-010	plumbinb supplies/HS bldg. upkeep & rep.	02/25/2025	\$158.57
Amazon Capital Services	9512-2025	1RPX-FMDV-QQNV	01-2-025100-610-000-000	badge holders/supplies, office dist.	02/28/2025	\$26.39
Amazon Capital Services	9553-2025	114X-GQD4-FNQL	01-2-021900-610-001-000	barbell clamps/HS athletic sup.	02/28/2025	\$239.40
Amazon Capital Services	9511-2025	11YN-MJ6K-87RJ1	01-2-026200-431-005-010	(8) light bulbs/ES bldg. upkeep & rep.	03/06/2025	\$33.90
Sub Total						\$4,281.26

Voucher Number	Bank Name	Account Number	Check Number	Payee	Amount	Type
MARCH 2025 BOARD WARRENTS	State Nebraska Bank	537047	25266	Beiermann Electric, LLC	\$2,094.90	Accounts Payable
Vendor	PO Number	Invoice #	Account Code	Description	Issue Date	Amount
Beiermann Electric, LLC		2022 2021 2023	01-2-026200-431-001-010			\$1,609.80
Beiermann Electric, LLC		2022 2021 2023	01-2-026200-431-005-010			\$485.10
Sub Total						\$2,094.90

Voucher Number	Bank Name	Account Number	Check Number	Payee	Amount	Type
MARCH 2025 BOARD WARRENTS	State Nebraska Bank	537047	25267	Black Hills Energy	\$2,115.30	Accounts Payable
Vendor	PO Number	Invoice #	Account Code	Description	Issue Date	Amount
Black Hills Energy		9693074581 3700834355	01-2-026100-621-001-000			\$920.49
Black Hills Energy		9693074581 3700834355	01-2-026100-621-005-000			\$734.57
Black Hills Energy		9693074581 3700834355	01-2-026100-621-006-000			\$460.24
Sub Total						\$2,115.30

Voucher Number	Bank Name	Account Number	Check Number	Payee	Amount	Type
MARCH 2025 BOARD WARRENTS	State Nebraska Bank	537047	25268	Bloom & Grace LLC	\$34.00	Accounts Payable
Vendor	PO Number	Invoice #	Account Code	Description	Issue Date	Amount
Bloom & Grace LLC	9529-2025	228	01-2-011000-610-001-100	17 carnations/ag classroom sup.	02/26/2025	\$34.00
Sub Total						\$34.00

Voucher Number	Bank Name	Account Number	Check Number	Payee	Amount	Type
MARCH 2025 BOARD WARRENTS	State Nebraska Bank	537047	25269	Bomgaars	\$279.35	Accounts Payable
Vendor	PO Number	Invoice #	Account Code	Description	Issue Date	Amount
Bomgaars		2-16-2025	01-2-011000-610-001-120			\$117.41
Bomgaars		2-16-2025	01-2-026200-610-000-000			\$41.97
Bomgaars		2-16-2025	01-2-026300-610-000-000			\$119.97
Sub Total						\$279.35

Voucher Number	Bank Name	Account Number	Check Number	Payee	Amount	Type
MARCH 2025 BOARD WARRENTS	State Nebraska Bank	537047	25270	Carhart Lumber Company	\$103.60	Accounts Payable
Vendor	PO Number	Invoice #	Account Code	Description	Issue Date	Amount
Carhart Lumber Company		36557 36771	01-2-011000-610-001-120			\$103.60
Sub Total						\$103.60

Voucher Number	Bank Name	Account Number	Check Number	Payee	Amount	Type
----------------	-----------	----------------	--------------	-------	--------	------

MARCH 2025 BOARD WARRENTS	State Nebraska Bank	537047	25271	Cedar Catholic High School	\$400.65	Accounts Payable
Vendor	PO Number	Invoice #	Account Code	Description	Issue Date	Amount
Cedar Catholic High School		CONFERENCE SPEECH	01-2-021900-810-001-000			\$400.65
Sub Total						\$400.65

Voucher Number	Bank Name	Account Number	Check Number	Payee	Amount	Type
MARCH 2025 BOARD WARRENTS	State Nebraska Bank	537047	25272	Chemsearch FE	\$1,158.08	Accounts Payable
Vendor	PO Number	Invoice #	Account Code	Description	Issue Date	Amount
Chemsearch FE		9055645	01-2-026200-431-005-010			\$1,158.08
Sub Total						\$1,158.08

Voucher Number	Bank Name	Account Number	Check Number	Payee	Amount	Type
MARCH 2025 BOARD WARRENTS	State Nebraska Bank	537047	25273	City of Wayne	\$22,014.97	Accounts Payable
Vendor	PO Number	Invoice #	Account Code	Description	Issue Date	Amount
City of Wayne		February Bill	01-2-026100-410-001-000			\$1,071.66
City of Wayne		February Bill	01-2-026100-410-005-000			\$1,071.66
City of Wayne		February Bill	01-2-026100-410-006-000			\$1,073.86
City of Wayne		February Bill	01-2-026100-621-001-010			\$6,265.93
City of Wayne		February Bill	01-2-026100-621-005-010			\$6,265.93
City of Wayne		February Bill	01-2-026100-621-006-010			\$6,265.93
Sub Total						\$22,014.97

Voucher Number	Bank Name	Account Number	Check Number	Payee	Amount	Type
MARCH 2025 BOARD WARRENTS	State Nebraska Bank	537047	25274	City of Wayne- Interlocal	\$3,696.00	Accounts Payable
Vendor	PO Number	Invoice #	Account Code	Description	Issue Date	Amount
City of Wayne- Interlocal		FEB 2025 SRO	01-2-026600-340-000-000			\$3,696.00
Sub Total						\$3,696.00

Voucher Number	Bank Name	Account Number	Check Number	Payee	Amount	Type
MARCH 2025 BOARD WARRENTS	State Nebraska Bank	537047	25275	Cole Papers Inc.	\$2,314.37	Accounts Payable
Vendor	PO Number	Invoice #	Account Code	Description	Issue Date	Amount
Cole Papers Inc.	9447-2025	10546860 10549950	01-2-026200-610-000-000	maint. sup., dist.	03/04/2025	\$2,058.87
Cole Papers Inc.	9452-2025	10549148	01-2-026200-610-000-000	(10) bath tissue dispensers/maint. sup., dist.	03/04/2025	\$255.50
Sub Total						\$2,314.37

Voucher Number	Bank Name	Account Number	Check Number	Payee	Amount	Type
MARCH 2025 BOARD WARRENTS	State Nebraska Bank	537047	25276	Constellation NewEnergy Gas Div., LLC	\$8,082.33	Accounts Payable
Vendor	PO Number	Invoice #	Account Code	Description	Issue Date	Amount
Constellation NewEnergy Gas Div., LLC		4256307	01-2-026100-621-001-000			\$8,082.33
Sub Total						\$8,082.33

Voucher Number	Bank Name	Account Number	Check Number	Payee	Amount	Type
MARCH 2025 BOARD WARRENTS	State Nebraska Bank	537047	25277	Doubletree Hotel	\$3,389.00	Accounts Payable
Vendor	PO Number	Invoice #	Account Code	Description	Issue Date	Amount
Doubletree Hotel		WAYNE HS 2/25/2025	01-2-021900-580-001-010			\$3,389.00
Sub Total						\$3,389.00

Voucher Number	Bank Name	Account Number	Check Number	Payee	Amount	Type
MARCH 2025 BOARD WARRENTS	State Nebraska Bank	537047	25278	Eakes Office Solutions	\$1,606.97	Accounts Payable
Vendor	PO Number	Invoice #	Account Code	Description	Issue Date	Amount
Eakes Office Solutions		INV626895	01-2-025100-443-000-000			\$65.81
Eakes Office Solutions	8315-2025	9092620-0	01-2-011000-610-000-080	staple cartridges for copiers/dist. copier sup.	02/21/2025	\$163.68
Eakes Office Solutions	9439-2025	9086725-0 9086725-1 9086725-2	01-2-026200-610-000-000	maint. sup., dist.	03/04/2025	\$1,295.49
Eakes Office Solutions	9534-2025	9098371-0	01-2-011000-610-000-080	staple cartridges for teacher work room/dist. printer, copier sup.	03/06/2025	\$81.99
Sub Total						\$1,606.97

Voucher Number	Bank Name	Account Number	Check Number	Payee	Amount	Type
MARCH 2025 BOARD WARRENTS	State Nebraska Bank	537047	25279	Electronic Contracting Company Inc.	\$162.00	Accounts Payable
Vendor	PO Number	Invoice #	Account Code	Description	Issue Date	Amount
Electronic Contracting Company Inc.		69653 69654	01-2-026100-350-000-000			\$162.00
Sub Total						\$162.00

Voucher Number	Bank Name	Account Number	Check Number	Payee	Amount	Type
MARCH 2025 BOARD WARRENTS	State Nebraska Bank	537047	25280	Employers Mutual Casualty Co	\$575.00	Accounts Payable

Voucher Number	Bank Name	Account Number	Check Number	Payee	Amount	Type
MARCH 2025 BOARD WARRENTS	State Nebraska Bank	537047	25291	Kenneth S. Hamsa	\$211.00	Accounts Payable
Vendor	PO Number	Invoice #	Account Code	Description	Issue Date	Amount
Kenneth S. Hamsa		142 164 165 167		01-2-011000-350-001-000		\$211.00
Sub Total						\$211.00
Voucher Number	Bank Name	Account Number	Check Number	Payee	Amount	Type
MARCH 2025 BOARD WARRENTS	State Nebraska Bank	537047	25292	KSB School Law	\$1,040.00	Accounts Payable
Vendor	PO Number	Invoice #	Account Code	Description	Issue Date	Amount
KSB School Law		18460		01-2-023300-317-000-000		\$1,040.00
Sub Total						\$1,040.00
Voucher Number	Bank Name	Account Number	Check Number	Payee	Amount	Type
MARCH 2025 BOARD WARRENTS	State Nebraska Bank	537047	25293	Lenihan, Mark	\$344.40	Accounts Payable
Vendor	PO Number	Invoice #	Account Code	Description	Issue Date	Amount
Lenihan, Mark		ATHLETICS		01-2-021900-580-001-010		\$87.50
Lenihan, Mark		ATHLETICS		01-2-023200-580-000-000		\$87.50
Lenihan, Mark		ATHLETICS		01-2-024100-580-000-000		\$169.40
Sub Total						\$344.40
Voucher Number	Bank Name	Account Number	Check Number	Payee	Amount	Type
MARCH 2025 BOARD WARRENTS	State Nebraska Bank	537047	25294	Livestockjudging.com	\$300.00	Accounts Payable
Vendor	PO Number	Invoice #	Account Code	Description	Issue Date	Amount
Livestockjudging.com	9506-2025	6692		01-2-011000-610-001-100	02/21/2025	\$300.00
Sub Total						\$300.00
Voucher Number	Bank Name	Account Number	Check Number	Payee	Amount	Type
MARCH 2025 BOARD WARRENTS	State Nebraska Bank	537047	25295	Main Street Garage, LLC	\$1,560.13	Accounts Payable
Vendor	PO Number	Invoice #	Account Code	Description	Issue Date	Amount
Main Street Garage, LLC		10118		01-2-027300-350-000-000		\$490.50
Main Street Garage, LLC		8686 8609		01-2-027300-350-000-000		\$1,069.63
Sub Total						\$1,560.13
Voucher Number	Bank Name	Account Number	Check Number	Payee	Amount	Type
MARCH 2025 BOARD WARRENTS	State Nebraska Bank	537047	25296	NE Dept. of Health & Human Services	\$140.00	Accounts Payable
Vendor	PO Number	Invoice #	Account Code	Description	Issue Date	Amount
NE Dept. of Health & Human Services		GL0828		01-2-026200-431-001-010		\$140.00
Sub Total						\$140.00
Voucher Number	Bank Name	Account Number	Check Number	Payee	Amount	Type
MARCH 2025 BOARD WARRENTS	State Nebraska Bank	537047	25297	Nebr. Assoc. Of School Boards	\$6,366.00	Accounts Payable
Vendor	PO Number	Invoice #	Account Code	Description	Issue Date	Amount
Nebr. Assoc. Of School Boards		1/29/2025		01-2-023100-810-000-000		\$5,751.00
Nebr. Assoc. Of School Boards		N-52693 N-52992 N-53082		01-2-023100-810-000-000		\$395.00
Nebr. Assoc. Of School Boards		N-52693 N-52992 N-53082		01-2-023200-810-000-000		\$100.00
Nebr. Assoc. Of School Boards		N-52693 N-52992 N-53082		01-2-025100-810-000-010		\$120.00
Sub Total						\$6,366.00
Voucher Number	Bank Name	Account Number	Check Number	Payee	Amount	Type
MARCH 2025 BOARD WARRENTS	State Nebraska Bank	537047	25298	Nebraska Harvest Center Inc.	\$26.67	Accounts Payable
Vendor	PO Number	Invoice #	Account Code	Description	Issue Date	Amount
Nebraska Harvest Center Inc.		147814		01-2-027320-350-000-001		\$26.67
Sub Total						\$26.67
Voucher Number	Bank Name	Account Number	Check Number	Payee	Amount	Type
MARCH 2025 BOARD WARRENTS	State Nebraska Bank	537047	25299	Nebraska State Fire Marshal Agency	\$240.00	Accounts Payable
Vendor	PO Number	Invoice #	Account Code	Description	Issue Date	Amount
Nebraska State Fire Marshal Agency		101918 101917		01-2-026200-431-001-010		\$120.00
Nebraska State Fire Marshal Agency		101918 101917		01-2-026200-431-005-010		\$120.00
Sub Total						\$240.00
Voucher Number	Bank Name	Account Number	Check Number	Payee	Amount	Type
MARCH 2025 BOARD WARRENTS	State Nebraska Bank	537047	25300	Nebraska UC Fund	\$531.66	Accounts Payable
Vendor	PO Number	Invoice #	Account Code	Description	Issue Date	Amount

Nebraska UC Fund		3/13/2025		01-2-011000-262-000-000			\$531.66
Sub Total							\$531.66
Voucher Number	Bank Name	Account Number	Check Number	Payee	Amount	Type	
MARCH 2025 BOARD WARRENTS	State Nebraska Bank	537047	25301	Norfolk Daily News	\$145.00	Accounts Payable	
Vendor	PO Number	Invoice #	Account Code	Description	Issue Date	Amount	
Norfolk Daily News	9531-2025	ACCT 0023693	01-2-022200-640-001-010	subscription for 2024-2025 school year/HS periodical	02/26/2025	\$145.00	
Sub Total							\$145.00
Voucher Number	Bank Name	Account Number	Check Number	Payee	Amount	Type	
MARCH 2025 BOARD WARRENTS	State Nebraska Bank	537047	25302	One Source	\$133.00	Accounts Payable	
Vendor	PO Number	Invoice #	Account Code	Description	Issue Date	Amount	
One Source		2022174293	01-2-025700-340-000-000			\$133.00	
Sub Total							\$133.00
Voucher Number	Bank Name	Account Number	Check Number	Payee	Amount	Type	
MARCH 2025 BOARD WARRENTS	State Nebraska Bank	537047	25303	Pac 'n' Save	\$919.20	Accounts Payable	
Vendor	PO Number	Invoice #	Account Code	Description	Issue Date	Amount	
Pac 'n' Save		3/1/2025	01-2-011000-610-000-080			\$22.50	
Pac 'n' Save		3/1/2025	01-2-011000-610-001-030			\$475.11	
Pac 'n' Save		3/1/2025	01-2-011000-610-001-100			\$61.55	
Pac 'n' Save		3/1/2025	01-2-011000-610-006-030			\$265.96	
Pac 'n' Save		3/1/2025	01-2-011500-610-000-000			\$21.52	
Pac 'n' Save		3/1/2025	01-2-021200-610-005-000			\$46.30	
Pac 'n' Save		3/1/2025	01-2-033000-610-005-000			\$26.26	
Sub Total							\$919.20
Voucher Number	Bank Name	Account Number	Check Number	Payee	Amount	Type	
MARCH 2025 BOARD WARRENTS	State Nebraska Bank	537047	25304	Perry Law Firm	\$918.00	Accounts Payable	
Vendor	PO Number	Invoice #	Account Code	Description	Issue Date	Amount	
Perry Law Firm		2/21/2025	01-2-023300-317-000-000			\$918.00	
Sub Total							\$918.00
Voucher Number	Bank Name	Account Number	Check Number	Payee	Amount	Type	
MARCH 2025 BOARD WARRENTS	State Nebraska Bank	537047	25305	PowerSchool Group, LLC	\$7,561.13	Accounts Payable	
Vendor	PO Number	Invoice #	Account Code	Description	Issue Date	Amount	
PowerSchool Group, LLC	9059-2025	INV 436407	01-2-022300-650-000-020	5/9/25-5/8/26 annual maint. & support/tech software sup. dist	03/04/2025	\$7,561.13	
Sub Total							\$7,561.13
Voucher Number	Bank Name	Account Number	Check Number	Payee	Amount	Type	
MARCH 2025 BOARD WARRENTS	State Nebraska Bank	537047	25306	Providence Medical Center	\$1,412.50	Accounts Payable	
Vendor	PO Number	Invoice #	Account Code	Description	Issue Date	Amount	
Providence Medical Center		JANUARY 2025 SERVICES	01-2-021610-340-000-001			\$1,075.00	
Providence Medical Center		JANUARY 2025 SERVICES	01-2-021710-340-000-001			\$337.50	
Sub Total							\$1,412.50
Voucher Number	Bank Name	Account Number	Check Number	Payee	Amount	Type	
MARCH 2025 BOARD WARRENTS	State Nebraska Bank	537047	25307	Rasmussen Mechanical Services	\$3,615.83	Accounts Payable	
Vendor	PO Number	Invoice #	Account Code	Description	Issue Date	Amount	
Rasmussen Mechanical Services		SRV 120137 120222 120366	01-2-026400-431-001-000			\$1,354.25	
Rasmussen Mechanical Services		SRV 120137 120222 120366	01-2-026400-431-005-000			\$2,261.58	
Sub Total							\$3,615.83
Voucher Number	Bank Name	Account Number	Check Number	Payee	Amount	Type	
MARCH 2025 BOARD WARRENTS	State Nebraska Bank	537047	25308	Rasmussen, Toni	\$158.20	Accounts Payable	
Vendor	PO Number	Invoice #	Account Code	Description	Issue Date	Amount	
Rasmussen, Toni		D3 PROF REVIEW	01-2-022130-580-001-000			\$107.80	
Rasmussen, Toni		D3 STATE	01-2-022130-580-001-000			\$50.40	
Sub Total							\$158.20
Voucher Number	Bank Name	Account Number	Check Number	Payee	Amount	Type	
MARCH 2025 BOARD WARRENTS	State Nebraska Bank	537047	25309	Reynolds, Morgan Marie	\$44.13	Accounts Payable	
Vendor	PO Number	Invoice #	Account Code	Description	Issue Date	Amount	
Reynolds, Morgan Marie		STATE CHEER	01-2-021900-580-001-010			\$44.13	

Sub Total \$44.13

Voucher Number	Bank Name	Account Number	Check Number	Payee	Amount	Type
MARCH 2025 BOARD WARRENTS	State Nebraska Bank	537047	25310	Riddell All American Sports Corp.	\$1,000.00	Accounts Payable
Vendor	PO Number	Invoice #	Account Code	Description	Issue Date	Amount
Riddell All American Sports Corp.	9495-2025	952248945	01-2-021900-610-006-000	(11) JH FB helmets/JH athl. equip. sup.	03/04/2025	\$1,000.00
Sub Total						\$1,000.00

Voucher Number	Bank Name	Account Number	Check Number	Payee	Amount	Type
MARCH 2025 BOARD WARRENTS	State Nebraska Bank	537047	25311	S.D. 17 Activity Fund	\$939.00	Accounts Payable
Vendor	PO Number	Invoice #	Account Code	Description	Issue Date	Amount
S.D. 17 Activity Fund		REIMBURSEMENT	01-2-021900-810-001-000			\$377.00
S.D. 17 Activity Fund		REIMBURSEMENT	01-2-021900-810-006-000			\$454.00
S.D. 17 Activity Fund		REIMBURSEMENT	01-2-035990-610-000-011			\$108.00
Sub Total						\$939.00

Voucher Number	Bank Name	Account Number	Check Number	Payee	Amount	Type
MARCH 2025 BOARD WARRENTS	State Nebraska Bank	537047	25312	S.D. 17 Lunch Fund	\$722.49	Accounts Payable
Vendor	PO Number	Invoice #	Account Code	Description	Issue Date	Amount
S.D. 17 Lunch Fund		FEBRUARY	01-2-011900-610-300-000			\$179.69
S.D. 17 Lunch Fund		FEBRUARY	01-2-011900-610-300-010			\$289.80
S.D. 17 Lunch Fund		JAN STAFF MEALS	01-2-011900-610-300-010			\$253.00
Sub Total						\$722.49

Voucher Number	Bank Name	Account Number	Check Number	Payee	Amount	Type
MARCH 2025 BOARD WARRENTS	State Nebraska Bank	537047	25313	S2 Roll Offs LLC	\$585.00	Accounts Payable
Vendor	PO Number	Invoice #	Account Code	Description	Issue Date	Amount
S2 Roll Offs LLC		315267	01-2-026200-410-000-010			\$585.00
Sub Total						\$585.00

Voucher Number	Bank Name	Account Number	Check Number	Payee	Amount	Type
MARCH 2025 BOARD WARRENTS	State Nebraska Bank	537047	25314	SDSU Agronomy & Precision Ag Club	\$246.50	Accounts Payable
Vendor	PO Number	Invoice #	Account Code	Description	Issue Date	Amount
SDSU Agronomy & Precision Ag Club	9555-2025	2-19-2025	01-2-011000-610-001-100	Seed & weed ID/ag classroom sup.	02/26/2025	\$246.50
Sub Total						\$246.50

Voucher Number	Bank Name	Account Number	Check Number	Payee	Amount	Type
MARCH 2025 BOARD WARRENTS	State Nebraska Bank	537047	25315	Sebade Construction	\$1,980.00	Accounts Payable
Vendor	PO Number	Invoice #	Account Code	Description	Issue Date	Amount
Sebade Construction		1915	01-2-026300-431-005-020			\$1,980.00
Sub Total						\$1,980.00

Voucher Number	Bank Name	Account Number	Check Number	Payee	Amount	Type
MARCH 2025 BOARD WARRENTS	State Nebraska Bank	537047	25316	Stadium Sports	\$4,680.00	Accounts Payable
Vendor	PO Number	Invoice #	Account Code	Description	Issue Date	Amount
Stadium Sports		66232	01-2-021900-610-006-010			\$4,680.00
Sub Total						\$4,680.00

Voucher Number	Bank Name	Account Number	Check Number	Payee	Amount	Type
MARCH 2025 BOARD WARRENTS	State Nebraska Bank	537047	25317	Staples	\$199.52	Accounts Payable
Vendor	PO Number	Invoice #	Account Code	Description	Issue Date	Amount
Staples	9509-2025	6024716988	01-2-011000-610-001-010	4 cases facial tissue/t. sup.	03/04/2025	\$133.02
Staples	9509-2025	6024716988	01-2-011000-610-006-010	4 cases facial tissue/t. sup.	03/04/2025	\$66.50
Sub Total						\$199.52

Voucher Number	Bank Name	Account Number	Check Number	Payee	Amount	Type
MARCH 2025 BOARD WARRENTS	State Nebraska Bank	537047	25318	Sunnyview Place, LLC	\$22,079.28	Accounts Payable
Vendor	PO Number	Invoice #	Account Code	Description	Issue Date	Amount
Sunnyview Place, LLC		2024 RENT	01-2-026100-441-300-000			\$17,447.28
Sunnyview Place, LLC		RENT PAYMENT	01-2-026100-441-300-000			\$4,632.00
Sub Total						\$22,079.28

Voucher Number	Bank Name	Account Number	Check Number	Payee	Amount	Type
MARCH 2025 BOARD WARRENTS	State Nebraska Bank	537047	25319	Typing Agent, LLC	\$1,664.43	Accounts Payable
Vendor	PO Number	Invoice #	Account Code	Description	Issue Date	Amount

Typing Agent, LLC 8318-2025 52510321 01-2-011000-643-005-000 subscription renewal/ES web based t. sup. 03/04/2025 \$1,664.43
Sub Total **\$1,664.43**

Voucher Number	Bank Name	Account Number	Check Number	Payee	Amount	Type
MARCH 2025 BOARD WARRENTS	State Nebraska Bank	537047	25320	U.S. Bank	\$1,624.29	Accounts Payable
Vendor	PO Number	Invoice #	Account Code	Description	Issue Date	Amount
U.S. Bank		FEBRUARY BILL	01-2-011000-610-001-100			\$124.88
U.S. Bank		FEBRUARY BILL	01-2-011000-810-001-000			\$182.00
U.S. Bank		FEBRUARY BILL	01-2-021900-580-001-010			\$579.44
U.S. Bank		FEBRUARY BILL	01-2-023200-580-000-000			\$417.71
U.S. Bank		FEBRUARY BILL	01-2-024100-580-001-000			\$218.07
U.S. Bank		FEBRUARY BILL	01-2-025100-610-000-000			\$35.24
U.S. Bank		FEBRUARY BILL	01-2-026200-431-001-010			\$66.95
Sub Total						\$1,624.29

Voucher Number	Bank Name	Account Number	Check Number	Payee	Amount	Type
MARCH 2025 BOARD WARRENTS	State Nebraska Bank	537047	25321	US Cellular	\$83.96	Accounts Payable
Vendor	PO Number	Invoice #	Account Code	Description	Issue Date	Amount
US Cellular		0712187427	01-2-025100-382-000-000			\$83.96
Sub Total						\$83.96

Voucher Number	Bank Name	Account Number	Check Number	Payee	Amount	Type
MARCH 2025 BOARD WARRENTS	State Nebraska Bank	537047	25322	Volkman Plumbing & Heating, Inc.	\$674.20	Accounts Payable
Vendor	PO Number	Invoice #	Account Code	Description	Issue Date	Amount
Volkman Plumbing & Heating, Inc.		218864	01-2-026400-431-001-000			\$674.20
Sub Total						\$674.20

Voucher Number	Bank Name	Account Number	Check Number	Payee	Amount	Type
MARCH 2025 BOARD WARRENTS	State Nebraska Bank	537047	25323	Wayne America, Inc.	\$100.00	Accounts Payable
Vendor	PO Number	Invoice #	Account Code	Description	Issue Date	Amount
Wayne America, Inc.		2025MBR	01-2-023100-810-000-000			\$100.00
Sub Total						\$100.00

Voucher Number	Bank Name	Account Number	Check Number	Payee	Amount	Type
MARCH 2025 BOARD WARRENTS	State Nebraska Bank	537047	25324	Wayne City Transit	\$36.00	Accounts Payable
Vendor	PO Number	Invoice #	Account Code	Description	Issue Date	Amount
Wayne City Transit		JAN/FEB TRANSIT	01-2-027100-519-005-000			\$36.00
Sub Total						\$36.00

Voucher Number	Bank Name	Account Number	Check Number	Payee	Amount	Type
MARCH 2025 BOARD WARRENTS	State Nebraska Bank	537047	25325	Wayne Herald	\$933.00	Accounts Payable
Vendor	PO Number	Invoice #	Account Code	Description	Issue Date	Amount
Wayne Herald		2/28/2025	01-2-023100-540-000-000			\$881.00
Wayne Herald	9530-2025	Acct 223	01-2-022200-640-001-010	1 yr. subscription/HS periodical	02/26/2025	\$52.00
Sub Total						\$933.00

Voucher Number	Bank Name	Account Number	Check Number	Payee	Amount	Type
MARCH 2025 BOARD WARRENTS	State Nebraska Bank	537047	25326	Y & Y Lawn Service	\$2,232.50	Accounts Payable
Vendor	PO Number	Invoice #	Account Code	Description	Issue Date	Amount
Y & Y Lawn Service		2025 SERVICE	01-2-026300-431-000-020			\$2,232.50
Sub Total						\$2,232.50
Grand Total						\$942,585.88

March Honor Recognition Recipients

FCCLA STAR State Qualifiers

Rylin Hall	Regan Fernau	Owen Wynia
Nolan Samuelson	Kennasyn Blecke	Gracyn Johnson
Chase Sturm		

Wayne State College Honor Band

Ceilus Ibarra	Aidan Bohnert	Olivia Hanson
Colby Raulston	Nyamalo Kantai	Penelope Zavada-Cupp
Lainey Meyer	Nolan Samuelson	Benjamin Patefield

Stanton Junior High Honor Band

Chayton Wemhoff	Chloe Kai	Dolores Mateo-Segundo
Ana Antonio Ajqui	Sarah Kuchta	

Patriots of the Plains Honor Band

Joselyn Saltzman

Girls and Boys Bowling Teams

Lindsay Niemann	Sammi Gubbels	Madilyn Janke
Regan Fernau	Graycen Trautman	Rylin Hall
McKaeya Becker	Marie Allemann	
Jaden Dramse	Jamison Meyer	Alex Rodriguez
Konnor Kai	Blake Smith	Ben Haschke
Aiden Petersen	Dylan Jensen	

Blue Devil Bank to School Tellers

Anna Rockhill	Harper Hanson	Kash Koch
Taya Harris	Emmett Johnson	Alexis Ptacek
AnnaBelle Cook	Caroline Endicott	Serenity Victor
Colton Prosser	Schlyer Wiseman	Brynlee Suhr

Benjamin Hix
Kate Patefield
Callan Sims
Liam Blohm

Aubree Schmale
Nora Heithold
Kinzley Varley
Marissa Brink

Juan Echeveste
Rachel Kuchta
Nora Hight
Zoe Myer

Nebraska Science Bowl Competitors

Jr. High:

Benjamin Patefield
Penelope Zavada-Cupp
Logan Walling

Nolan Samuelson
Colton Smith
Jonah Davis

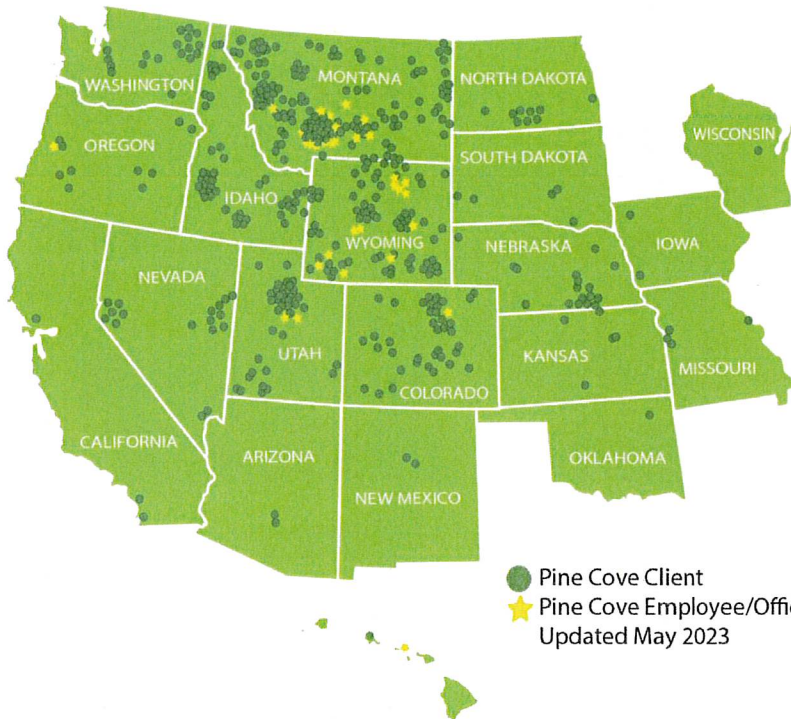
Molly Allemann
Daniel Kuchta
Remington Rager

High School:

Jordyn Clinchard
Gavin Anderson
Sienna Klinetobe
Sophia Spieker

Blake Smith
Aidan Bohnert
Kennasyn Blecke

Nyamalo Kantai
Josie Ley
Johen Piper



pine:COVE
CONSULTING

**Trusted IT Solutions
Since 1993**

**CYBERSECURITY | NETWORKING | COMMUNICATION
| PHYSICAL SECURITY | MANAGED SERVICES | STUDENT SAFETY |**

We have prepared a quote for you:

E-Rate FY2025

Quote # 010723
Version 1

Prepared for:

**Wayne Public School
District**

Ben Promes
beprome1@waynebluedevils.org



Thursday, February 27, 2025

Wayne Public School District
Ben Promes
611 W 7th St
Wayne, NE 68787
beprome1@waynebluedevils.org

Dear Ben ,
Pine Cove Consulting, LLC (PCC) is pleased to present Wayne Public School District with a proposal for the services listed in the E-Rate Form 470 Application Number: 250018848
Thank you for the opportunity.

Kyle Rygg

Pine Cove Consulting

About Us

Why Pine Cove

Pine Cove Consulting is the leading technology consulting firm for organizations with dynamic and complex networks. Pine Cove Consulting customizes turnkey optimization solutions to help organizations solve real-world problems like protecting important information, communicating across great distances, and maximizing IT effectiveness.

Company Information

Pine Cove Consulting has been providing turn-key technology solutions to educational institutions in the Rockies since 1993. Pine Cove Consulting has emerged as a leader in the technology industry and provides their customers with an intelligent balance between innovation, sustainability, and reliability.

Technical Background

- Currently managing over 250 Virtualized Servers
- Currently maintaining over 20,000 Users
- Combined 160 Years of Network Management Experience
- Over 400 Server Configuration/Installations
- Over 100 Network Redesign/Reconfigurations

Relevant Partnerships:

- Sophos Platinum Partner
- Ruckus Elite Partner
- Microsoft Authorized Education Reseller
- Tripp Lite Authorized Reseller/Installer
- Eaton Power Advantage Partner




Project Implementation Process

- Pre-Project Meeting
- Schedule Project
- Pre-Project Questions
- Overview of Project
- Project Objectives Document
- Includes Project Team Contacts
- Additional Pre-Project Meeting (optional)
- Product Delivery
- Project Installation/Implementation
- Project Completion Document
- Post-Project Survey

Corporate Information

Company Name: Pine Cove Consulting, LLC
Service Provider Identification Number: (SPIN)143028541
Company Contact: Brandon Vancleeve, President
Phone Number: 800-432-0346
Fax Number: 406-794-0505
Email Address: bvancleeve@pinecc.com
Mailing Address: PO Box 11150, Bozeman, MT 59719

Option 1 - 7150 Switches




Description		Price	Qty	Ext. Price
Ruckus ICX 7150 Switch, 48x 10/100/1000 PoE+ ports, 2x 1G RJ45 uplink-ports, 4x 10G SFP+ uplink-ports, 740W PoE budget, L3 features (OSPF, VRRP, PIM, PBR), TAA	ICX7150-48PF-4X10GR 	\$1,648.68	26	\$42,865.68
7150 Switches do not included 3-year maintenance/support. It is a separate line item listed below ICX7150-SVL-RMT-3				
WatchDog REMOTE SUPPORT, ICX7150-24, 24P ,48, 48P, 48PF, C12P, C10ZP & -24F 3 YR	ICX7150-SVL-RMT-3	\$194.81	26	\$5,065.06
Ruckus ICX 8200 Switch, 24x10/100/1000 Mbps SFP ports, 4x25 GbE SFP28 stacking/uplink-ports, three-year remote TAC support. Power cord not included. TAA	ICX8200-24F 	\$2,266.10	1	\$2,266.10
Ruckus Power Cord, USA, NEMA5-15/C13, 13A, 125V	PCUSA2 	\$16.75	1	\$16.75
All 8200 series switches require a power cord as a separate SKU				

Subtotal: **\$50,213.59**

Option 2 - 8200

*Optional


Description	Price	Qty	Ext. Price
All 8200 series switches require a power cord as a separate SKU			
3 Year Ruckus Maintenance and Support included with 8200 switches			

Description		Price	Qty	Ext. Price
RUCKUS ICX 8200 Switch, 48x10/100/1000 Mbps PoE+ ports, 4x25 GbE SFP28 stacking/uplink-ports, 740 W PoE budget, three-year remote TAC support. Power cord not included. TAA	ICX8200-48PF	\$2,463.30	26	\$64,045.80
				
Ruckus ICX 8200 Switch, 24x10/100/1000 Mbps SFP ports, 4x25 GbE SFP28 stacking/uplink-ports, three-year remote TAC support. Power cord not included. TAA	ICX8200-24F	\$2,266.10	1	\$2,266.10
				
Ruckus Power Cord, USA, NEMA5-15/C13, 13A, 125V	PCUSA2	\$16.75	27	\$452.25
				

*Optional Amount: **\$66,764.15**

DACs

*Optional

Description		Price	Qty	Ext. Price
Ruckus 10GbE Direct Attach SFP+ to SFP+ Active copper cable, 1m	10G-SFPP-TWX-0101	\$105.94	26	\$2,754.44
				

*Optional Amount: **\$2,754.44**

Optics/ Transceivers

Description		Price	Qty	Ext. Price
Ruckus 10GBASE-LR, SFPP SMF (LC), for up to 10km over SMF, 8 -pack	10G-SFPP-LR-8	\$808.42	4	\$3,233.68



Subtotal: **\$3,233.68**

RECOMENDED 3rd Party Optics

*Optional

Description		Price	Qty	Ext. Price
Ruckus 10G-SFPP-LR Compatible 10GBASE-LR SFP+ 1310nm 10km DOM Duplex LC/UPC SMF Optical Transceiver Module	31375	\$40.00	32	\$1,280.00

*Optional Amount: **\$1,280.00**

Wireless Access Points

Description		Price	Qty	Ext. Price
Ruckus R560 tri band 802.11abgn/ac/ax Wireless Access Point with Tri-Radio (6GHz/5GHz/2.4GHz 2x2:2) with Multi-Gigabit Ethernet backhaul, PoH/uPoE/802.3bt PoE support. Concurrent Tri-Band operation in 6GHz, 5GHz and 2.4GHz bands. (1x) 5Gbps PoE In port,	901-R560-US00	\$302.21	125	\$37,776.25
Ruckus R760 tri band 802.11abgn/ac/ax Wireless Access Point with Tri-Radio (6GHz/5GHz/2.4GHz 4x4:4) with Multi-Gigabit Ethernet backhaul, PoH/uPoE/802.3bt PoE support. Concurrent Tri-Band operation in 6GHz, 5GHz and 2.4GHz bands. (1x) 10Gbps PoE In port,	901-R760-US00	\$453.79	4	\$1,815.16



Description		Price	Qty	Ext. Price
Ruckus T350se, sectorized 120 degree internal antenna, external antenna ports, outdoor access point, 802.11ax 2x2:2 internal BeamFlex+, dual band concurrent. One Ethernet port, PoE input, DC input, USB. -40°C to 65°C Operating Temperature. Includes mounti	901-T350-US51	\$620.16	1	\$620.16



Subtotal: \$40,211.57

3 Year Cloud Licensing

Description		Price	Qty	Ext. Price
Ruckus One Single-tenant Essentials cloud 1 x license of Device Networking for 3-Yr Subscription for REC. License owned by Ruckus End Customer. Device Networking of AP or Switch use 1 x license each. Switch RMT support is not included and is required to b	CLD-ESNT-APSW-REC3	\$124.55	157	\$19,554.35



Subtotal: \$19,554.35

5 Year Cloud Licensing


***Optional**

Description		Price	Qty	Ext. Price
Ruckus One Single-tenant Essentials cloud 1 x license of Device Networking for 5-Yr Subscription for REC. License owned by Ruckus End Customer. Device Networking of AP or Switch use 1 x license each. Switch RMT support is not included and is required to b	CLD-ESNT-APSW-REC5	\$186.82	157	\$29,330.74



***Optional Amount: \$29,330.74**

Installation

Description		Price	Qty	Ext. Price
Installation and Configuration of Switches and Access Points	PCC-INST 	\$26,775.00	1	\$26,775.00

Subtotal: \$26,775.00

Prepared for:
Wayne Public School District
Ben Promes
611 W 7th St
Wayne, NE 68787
beprome1@waynebluedevils.org
(402) 375-3150

Quote Information:
Quote #: 010723
Version: 1
Delivery Date: 02/27/2025
Expiration Date: 06/30/2026

Quote Summary

Description	Amount
Option 1 - 7150 Switches	\$50,213.59 X
Optics/ Transceivers	\$3,233.68 X
Wireless Access Points	\$40,211.57 -
3 Year Cloud Licensing	\$19,554.35 -
Installation	\$26,775.00 -
Total:	\$139,988.19

***Options**

Description	Amount
Option 2 - 8200	\$66,764.15 -
DACs	\$2,754.44 -
RECOMENDED 3rd Party Optics	\$1,280.00 -
5 Year Cloud Licensing	\$29,330.74 X

TERMS: Due on receipt of invoice.

TOTAL - \$157,339.51

Signature

Date

PO Number

Terms

Pine Cove is open to both Bear and SPI invoicing.

If SPI is used, the district will be responsible for any COMAD adjustments or if USAC delays payment beyond the funding year

AIA Document G702® – 1992

Application and Certificate for Payment

TO OWNER: Wayne County School District 90-0017 a/k/a Wayne Community Schools 611 W. 7th Street Wayne, NE 68787	PROJECT: 22-022 WCS Early Childhood Center & HS	APPLICATION NO: 019 PERIOD TO: February 28, 2025 CONTRACT FOR: CONTRACT DATE: August 30, 2022 PROJECT NOS: 22-022 / /
Distribution to:		
		OWNER :
		ARCHITECT :
		CONTRACTOR :
		FIELD :
		OTHER :
FROM Hausmann Construction, Inc. CONTRACTOR: 8885 Executive Woods Drive Lincoln, NE 68512	VIA Carlson West Povondra Architects ARCHITECT: 5060 Dodge Street Omaha, NE 68132	

CONTRACTOR'S APPLICATION FOR PAYMENT

Application is made for payment, as shown below, in connection with the Contract. AIA Document G703[®], Continuation Sheet, is attached.

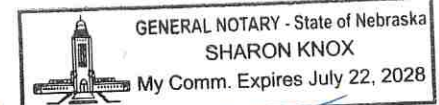
The undersigned Contractor certifies that to the best of the Contractor's knowledge, information and belief the Work covered by this Application for Payment has been completed in accordance with the Contract Documents, that all amounts have been paid by the Contractor for Work for which previous Certificates for Payment were issued and payments received from the Owner, and that current payment shown herein is now due.

1. ORIGINAL CONTRACT SUM.....	25,072,766.00
2. NET CHANGE BY CHANGE ORDERS.....	796,092.97
3. CONTRACT SUM TO DATE (Line 1 ± 2).....	25,868,858.97
4. TOTAL COMPLETED & STORED TO DATE (Column G on G703).....	24,316,981.67
5. RETAINAGE:	
a. 5.00% of Completed Work	
(Column D + E on G703: 24,316,981.67)=	1,215,849.08
b. 5.00% of Stored Material	
(Column F on G703: 0.00)=	0.00
Total Retainage (Lines 5a + 5b or Total in Column I of G703).....	1,215,849.08

CONTRACTOR:

By: [Signature] Date: 26 FEB 25
 State of: Nebraska
 County of: Lancaster

Subscribed and sworn to before me this 26 day of February 2025
 Notary Public: [Signature]
 My Commission expires: 7/22/2028



6. TOTAL EARNED LESS RETAINAGE.....	23,101,132.59
(Line 4 Less Line 5 Total)	
7. LESS PREVIOUS CERTIFICATES FOR PAYMENT.....	22,337,551.09
(Line 6 from prior Certificate)	
8. CURRENT PAYMENT DUE.....	763,581.50
9. BALANCE TO FINISH, INCLUDING RETAINAGE	
(Line 3 less Line 6)	2,767,726.38

ARCHITECT'S CERTIFICATE FOR PAYMENT

In accordance with the Contract Documents, based on on-site observations and the data comprising this application, the Architect certifies to the Owner that to the best of the Architect's knowledge, information and belief the Work has progressed as indicated, the quality of the Work is in accordance with the Contract Documents, and the Contractor is entitled to payment of the AMOUNT CERTIFIED.

AMOUNT CERTIFIED..... 763,581.50

(Attach explanation if amount certified differs from the amount applied. Initial all figures on this Application and on the Continuation Sheet that are changed to conform with the amount certified.)

ARCHITECT:

By: [Signature] Date: 03.04.2025

This Certificate is not negotiable. The AMOUNT CERTIFIED is payable only to the Contractor named herein. Issuance, payment and acceptance of payment are without prejudice to any rights of the Owner or Contractor under this Contract.

CHANGE ORDER SUMMARY	ADDITIONS	DEDUCTIONS
Total changes approved in previous months by Owner	803,250.97	19,410.00
Total approved this Month	12,252.00	0.00
TOTALS	815,502.97	19,410.00
NET CHANGES by Change Order		796,092.97



AIA Document G703[®] – 1992

Continuation Sheet

AIA Document G702[®], Application and Certification for Payment, or G732[™], Application and Certificate for Payment, Construction Manager as Adviser Edition, containing Contractor's signed certification is attached.

Use Column I on Contracts where variable retainage for line items may apply.

22-022 WCS Early Childhood Center & HS

APPLICATION NO:

019

APPLICATION DATE:

February 28, 2025

PERIOD TO:

February 28, 2025

ARCHITECT'S PROJECT NO:

22-022

A ITEM NO.	B DESCRIPTION OF WORK	C SCHEDULED VALUE	D WORK COMPLETED		F MATERIALS PRESENTLY STORED (NOT IN D OR E)	G TOTAL COMPLETED AND STORED TO DATE (D + E + F)		H BALANCE TO FINISH (C - G)	I RETAINAGE (IF VARIABLE RATE)
			FROM PREVIOUS APPLICATION (D + E)	THIS PERIOD		% (G÷C)			
1	Site Access & Control	387,000.00	374,986.00	4,000.00	0.00	378,986.00	97.93%	8,014.00	0.00
2	Earthwork	227,000.00	227,000.00	0.00	0.00	227,000.00	100.00%	0.00	0.00
3	Utilities	452,195.00	445,578.00	0.00	0.00	445,578.00	98.54%	6,617.00	0.00
4	Surveying	20,280.00	20,280.00	0.00	0.00	20,280.00	100.00%	0.00	0.00
5	Irrigation Allowance	44,890.00	22,000.00	0.00	0.00	22,000.00	49.01%	22,890.00	0.00
6	Landscaping/Sod/Seeding	54,859.00	34,300.00	0.00	0.00	34,300.00	62.52%	20,559.00	0.00
7	Fencing & Control	18,165.00	18,165.00	0.00	0.00	18,165.00	100.00%	0.00	0.00
8	Striping	7,710.00	4,500.00	0.00	0.00	4,500.00	58.37%	3,210.00	0.00
9	Selective Demolition	270,030.00	270,030.00	0.00	0.00	270,030.00	100.00%	0.00	0.00
10	Temp Walls/Temp Flooring	328,300.00	317,863.00	5,000.00	0.00	322,863.00	98.34%	5,437.00	0.00
11	Auditorium Scaffolding Allowance	75,000.00	75,000.00	0.00	0.00	75,000.00	100.00%	0.00	0.00
12	Final Cleaning	41,359.00	23,000.00	0.00	0.00	23,000.00	55.61%	18,359.00	0.00
13	Concrete Foundations/Flatwork	1,217,100.00	1,206,140.00	0.00	0.00	1,206,140.00	99.10%	10,960.00	0.00
14	Precast Materials	1,383,870.00	1,383,870.00	0.00	0.00	1,383,870.00	100.00%	0.00	0.00
15	Grouting	58,540.00	58,540.00	0.00	0.00	58,540.00	100.00%	0.00	0.00
16	Masonry	522,000.00	522,000.00	0.00	0.00	522,000.00	100.00%	0.00	0.00
17	Structural Steel Supply	622,400.00	616,730.00	5,670.00	0.00	622,400.00	100.00%	0.00	0.00
18	Precast/Steel Erection & Hoisting	770,280.00	770,280.00	0.00	0.00	770,280.00	100.00%	0.00	0.00
19	Glu Laminated Materials	51,905.00	51,905.00	0.00	0.00	51,905.00	100.00%	0.00	0.00
20	Wood Framing/Rough Carpentry	479,870.00	475,055.00	2,000.00	0.00	477,055.00	99.41%	2,815.00	0.00
21	Finish Carpentry	295,000.00	177,700.00	15,000.00	0.00	192,700.00	65.32%	102,300.00	0.00
22	Millwork/Casework & Lab Casework	698,423.00	487,354.00	60,000.00	0.00	547,354.00	78.37%	151,069.00	0.00
23	Roofing & Siding	899,951.00	899,951.00	0.00	0.00	899,951.00	100.00%	0.00	0.00
24	Metal Panels	93,864.00	73,930.00	10,000.00	0.00	83,930.00	89.42%	9,934.00	0.00
25	Waterproofing/Air Barriers	47,670.00	47,670.00	0.00	0.00	47,670.00	100.00%	0.00	0.00
26	Joint Sealants/Expansion Control	136,815.00	116,400.00	0.00	0.00	116,400.00	85.08%	20,415.00	0.00

A	B	C	D		E	F	G		H	I
			WORK COMPLETED				%			
ITEM NO.	DESCRIPTION OF WORK	SCHEDULED VALUE	FROM PREVIOUS APPLICATION (D + E)	THIS PERIOD	MATERIALS PRESENTLY STORED (NOT IN D OR E)	TOTAL COMPLETED AND STORED TO DATE (D + E + F)			(G+C)	BALANCE TO FINISH (C - G)
27	Doors/Frames/Hardware Supply	281,329.00	275,000.00	0.00	0.00	275,000.00	97.75%	6,329.00	0.00	
28	Glazing	627,302.00	577,393.00	0.00	0.00	577,393.00	92.04%	49,909.00	0.00	
29	Overhead Doors	13,600.00	0.00	13,600.00	0.00	13,600.00	100.00%	0.00	0.00	
30	Framing & Drywall	1,155,360.00	1,062,550.00	45,000.00	0.00	1,107,550.00	95.86%	47,810.00	0.00	
31	Acoustic Ceilings & Wall Panels	502,985.00	463,650.00	24,500.00	0.00	488,150.00	97.05%	14,835.00	0.00	
32	Flooring & Tile	656,776.00	550,246.00	0.00	0.00	550,246.00	83.78%	106,530.00	0.00	
33	Painting & Wallcoverings	328,743.00	150,750.00	115,500.00	0.00	266,250.00	80.99%	62,493.00	0.00	
34	Division 10 Materials Supply	123,940.00	54,750.00	60,000.00	0.00	114,750.00	92.59%	9,190.00	0.00	
35	Lockers	118,300.00	95,925.00	0.00	0.00	95,925.00	81.09%	22,375.00	0.00	
36	Gym/Lab Equipment	93,984.00	39,399.00	0.00	0.00	39,399.00	41.92%	54,585.00	0.00	
37	Auditorium Equipment/Seating & Music Equipment	198,094.00	198,094.00	0.00	0.00	198,094.00	100.00%	0.00	0.00	
38	Window Treatments	18,500.00	7,000.00	0.00	0.00	7,000.00	37.84%	11,500.00	0.00	
39	Fire Suppression	324,760.00	300,000.00	0.00	0.00	300,000.00	92.38%	24,760.00	0.00	
40	Mechanical (Plumbing & HVAC)	5,154,422.00	4,792,972.00	219,000.00	0.00	5,011,972.00	97.24%	142,450.00	0.00	
41	HVAC Commissioning Allowance	30,500.00	30,500.00	0.00	0.00	30,500.00	100.00%	0.00	0.00	
42	Electrical	3,537,656.00	3,179,392.00	118,000.00	0.00	3,297,392.00	93.21%	240,264.00	0.00	
43	Systems Operation Allowance	100,000.00	100,000.00	0.00	0.00	100,000.00	100.00%	0.00	0.00	
44	Public Address System Allowance	37,930.00	37,930.00	0.00	0.00	37,930.00	100.00%	0.00	0.00	
45	Theatre Sound System Allowance	125,000.00	125,000.00	0.00	0.00	125,000.00	100.00%	0.00	0.00	
46	Performance Bond	184,390.00	184,390.00	0.00	0.00	184,390.00	100.00%	0.00	0.00	
47	Weather Conditions Allowance	150,000.00	150,000.00	0.00	0.00	150,000.00	100.00%	0.00	0.00	
48	General Conditions Efforts Schedule & Preconstruction	1,594,003.00	1,342,623.00	85,000.00	0.00	1,427,623.00	89.56%	166,380.00	0.00	
49	Fee (1.95%)	447,730.00	407,410.70	14,500.00	0.00	421,910.70	94.23%	25,819.30	0.00	
50	Construction Contingency (3%)	730,275.00	663,200.00	0.00	0.00	663,200.00	90.82%	67,075.00	0.00	
51	Approved Value Engineering Items	(544,289.00)	(544,289.00)	0.00	0.00	(544,289.00)	100.00%	0.00	0.00	
52	Value Engineering Goal	(123,000.00)	(123,000.00)	0.00	0.00	(123,000.00)	100.00%	0.00	0.00	
PCCO 001	PCCO 001 (Post Bond Added Scope)	370,766.00	370,766.00	0.00	0.00	370,766.00	100.00%	0.00	0.00	

A ITEM NO.	B DESCRIPTION OF WORK	C SCHEDULED VALUE	D WORK COMPLETED		F MATERIALS PRESENTLY STORED (NOT IN D OR E)	G TOTAL COMPLETED AND STORED TO DATE (D + E + F)	H BALANCE TO FINISH (C - G)	I RETAINAGE (IF VARIABLE RATE)	
			FROM PREVIOUS APPLICATION (D + E)	THIS PERIOD					
PCCO 002	PCCO 002	50,302.00	33,016.00	0.00	0.00	33,016.00	65.64%	17,286.00	0.00
PCCO 003	PCCO 003	53,072.00	53,072.00	0.00	0.00	53,072.00	100.00%	0.00	0.00
PCCO 004	PCCO 004	136,946.00	75,544.00	0.00	0.00	75,544.00	55.16%	61,402.00	0.00
PCCO 005	PCCO 005	(19,410.00)	(19,410.00)	0.00	0.00	(19,410.00)	100.00%	0.00	0.00
PCCO 006	PCCO 006	80,666.00	52,700.00	7,000.00	0.00	59,700.00	74.01%	20,966.00	0.00
PCCO 007	PCCO 007	17,325.77	17,325.77	0.00	0.00	17,325.77	100.00%	0.00	0.00
PCCO 008	PCCO 008	48,897.00	48,897.00	0.00	0.00	48,897.00	100.00%	0.00	0.00
PCCO 009	PCCO 009	36,990.20	36,990.20	0.00	0.00	36,990.20	100.00%	0.00	0.00
PCCO 010	PCCO 010	3,198.00	3,198.00	0.00	0.00	3,198.00	100.00%	0.00	0.00
PCCO 011	PCCO 011	5,088.00	0.00	0.00	0.00	0.00	0.00%	5,088.00	0.00
PCCO 012	PCCO 012	12,252.00	0.00	0.00	0.00	0.00	0.00%	12,252.00	0.00
	GRAND TOTAL	25,868,858.97	23,513,211.67	803,770.00	0.00	24,316,981.67	94.00%	1,551,877.30	0.00

Bylaws of the Board - MeetingsOpen Sessions

Subject to the provisions of the public meeting law of the State of Nebraska and the policies of the District, the public shall have the right to attend and the right to speak at meetings of the Board except any part thereof held in closed session, and all or any part of a meeting of the Board except that held in closed session may be recorded by any person in attendance by means of a tape recorder or any other means of sonic reproduction or in writing.

The Board may make and enforce reasonable rules and regulations regarding the conduct of persons attending its meetings and regarding their privilege to speak.

Any person or group may attend the regular or special meeting of the Board of Education. Undue interruption or other interference with the orderly conduct of business cannot be allowed. Defamatory or abusive remarks are always out of order. A speaker's privilege of address may be terminated if he persists in improper remarks.

At a public meeting of the Board no person shall orally initiate charges or complaints against an individual employee of the District or challenge instructional materials used in the District. All such complaints, charges or challenges shall be presented to the Superintendent or Board in writing and signed by the complainant. All such charges, if presented to the Board directly, shall be referred to the Superintendent for investigation and report.

The Board is not obligated to act on any request unless the same has been submitted in writing to the Superintendent or to the president of the Board sufficiently in advance to allow the same to have been incorporated into the agenda for the meeting.

Date of Adoption: [Insert Date]

Bylaws of the Board - MeetingsOpen Sessions

Subject to the provisions of the public meeting law of the State of Nebraska and the policies of the District, the public shall have the right to attend and the right to speak at meetings of the Board except any part thereof held in closed session, and all or any part of a meeting of the Board except that held in closed session may be recorded by any person in attendance by means of a tape recorder or any other means of sonic reproduction or in writing.

The Board may make and enforce reasonable rules and regulations regarding the conduct of persons attending its meetings and regarding their privilege to speak. The Board is not required to allow citizens to speak at each meeting, nor may it forbid public participation at all meetings.

Any person or group may attend the regular or special meeting of the Board of Education. Undue interruption or other interference with the orderly conduct of business cannot be allowed. Defamatory or abusive remarks are always out of order. A speaker's privilege of address may be terminated if he persists in improper remarks.

At a public meeting of the Board no person shall orally initiate charges or complaints against an individual employee of the District or challenge instructional materials used in the District. All such complaints, charges or challenges shall be presented to the Superintendent or Board in writing and signed by the complainant. All such charges, if presented to the Board directly, shall be referred to the Superintendent for investigation and report.

The Board is not obligated to act on any request unless the same has been submitted in writing to the Superintendent or to the president of the Board sufficiently in advance to allow the same to have been incorporated into the agenda for the meeting.

Date of Adoption: August 14, 2017

TEOSA Modeling - Projecting Changes to Valuations and Levy Rates - \$1,590 Foundation Aid per student & 0.97 Levy
 Fiscal Year 2025-26

District ID	District Name	2025-26 Needs			2025-26 Local Resources			2025-26 State Formula Resources			2025-26 State Formula Resources			2025-26 State Formula Resources			New Model vs Base Projection			Historical State Aid Totals			
		Formula Needs	Local Effort Rate	Other Receipts	Total Local	Net Option	Income Tax	Community	Foundation Aid	Total Formula	Equalization Aid	Non-Formula 40% State	Total TEOSA State Aid	Current NDE State Aid	State Aid Change Based on	% Change in State Aid	FY 23-24 State	FY 25-26 LB 303	FY 22-23 State	FY 25-26 LB 303			
01-0003-000	KENESAW PUBLIC SCHOOLS	4,906,004	5,320,299	705,866	6,026,165	171,385	48,320	0	232,319	6,478,189	0	154,879	606,903	584,987	21,917	3.7%	730,459	-123,556	291,399	315,504			
01-0018-000	HASTINGS PUBLIC SCHOOLS	46,636,461	17,123,366	9,372,856	26,496,222	0	599,013	0	3,137,541	30,231,933	16,403,684	2,091,694	22,231,933	21,583,946	647,986	3.0%	20,633,545	1,598,388	20,695,309	1,536,624			
01-0090-000	ADAMS CENTRAL PUBLIC SCHOOLS	14,557,192	22,484,023	3,132,169	25,616,192	584,726	259,621	0	923,095	27,383,633	0	615,397	2,382,838	2,295,754	87,084	3.8%	2,092,620	290,218	665,425	1,717,413			
01-0123-000	SILVER LAKE PUBLIC SCHOOLS	4,845,320	8,919,147	1,300,485	10,219,632	0	39,903	0	198,595	10,418,227	0	132,396	370,894	352,159	18,735	5.3%	340,253	30,641	31,855	339,039			
02-0009-000	NELIGH-OAKDALE SCHOOLS	6,345,799	6,469,566	1,617,230	8,086,796	0	64,240	0	304,747	8,455,783	0	203,165	572,152	543,402	28,750	5.3%	551,086	21,066	51,102	521,500			
02-0018-000	ELGIN PUBLIC SCHOOLS	4,060,708	8,545,243	1,310,412	9,855,655	191,548	52,528	0	146,572	10,246,322	0	97,728	488,396	474,566	13,829	2.9%	577,839	-89,443	399,327	89,069			
02-0115-000	SUMMERLAND PUBLIC SCHOOLS	8,388,026	12,363,353	1,519,193	13,882,546	0	52,911	0	410,253	14,345,711	0	273,502	736,667	697,964	38,703	5.5%	669,077	67,590	36,890	699,777			
03-0500-000	ARTHUR COUNTY SCHOOLS	3,327,502	2,906,113	2,768,847	3,182,960	342,770	8,506	0	149,215	3,643,449	0	72,809	533,298	522,995	10,303	2.0%	460,495	72,803	293,367	239,931			
04-0001-000	BANNER COUNTY PUBLIC SCHOOLS	3,722,901	3,465,596	491,304	3,956,900	282,282	18,603	0	119,325	4,377,110	0	79,550	499,759	488,502	11,257	2.3%	649,061	-149,302	479,894	19,865			
05-0071-000	SANDHILLS PUBLIC SCHOOLS	3,081,915	4,584,778	254,237	4,839,015	0	12,521	0	80,124	4,919,139	0	53,416	146,061	138,502	7,559	5.5%	257,221	-111,160	178,994	-32,933			
06-0001-000	BOONE CENTRAL SCHOOLS	9,203,263	19,362,353	2,075,159	21,437,512	433,504	137,530	0	554,538	22,563,084	0	369,692	1,495,264	1,442,949	52,315	3.6%	1,356,603	138,661	427,193	1,068,071			
06-0017-000	ST EDWARD PUBLIC SCHOOLS	4,002,861	5,567,386	695,937	6,263,323	0	33,253	0	144,130	6,440,706	0	96,087	273,469	259,872	13,597	5.2%	267,383	6,086	21,698	251,771			
06-0075-000	RIVERSIDE PUBLIC SCHOOLS	5,100,740	10,435,299	711,454	11,146,753	0	37,834	0	215,327	11,399,914	0	143,552	396,713	376,399	20,314	5.4%	417,142	-20,429	126,738	269,975			
07-0006-000	ALLIANCE PUBLIC SCHOOLS	16,900,032	12,443,454	2,894,038	15,337,492	0	235,371	0	1,173,295	16,746,158	153,875	782,197	2,344,737	2,080,175	264,563	12.7%	2,544,851	-200,114	2,387,535	-42,798			
07-0010-000	HEMINGFORD PUBLIC SCHOOLS	7,245,920	7,376,395	883,829	8,260,224	625,052	38,706	0	353,729	9,277,711	0	235,820	1,253,307	1,219,936	33,371	2.7%	1,227,921	25,386	739,457	513,500			
08-0051-000	BOYD COUNTY SCHOOLS	6,291,284	7,792,480	945,810	8,738,290	0	38,010	0	273,135	9,049,435	0	182,090	493,235	467,468	25,767	5.5%	563,147	-69,912	179,881	313,354			
09-0010-000	AINSWORTH COMMUNITY SCHOOLS	6,796,248	10,472,366	1,515,932	11,988,298	0	70,008	0	338,383	12,396,689	0	225,588	633,979	602,056	31,923	5.3%	621,928	12,051	47,337	586,642			
10-0002-000	GIBBON PUBLIC SCHOOLS	8,618,440	7,024,884	1,329,054	8,353,938	0	69,870	0	518,413	8,942,221	0	345,609	933,892	884,985	48,907	5.5%	1,131,704	-201,720	1,313,704	-379,812			
10-0007-000	KEARNEY PUBLIC SCHOOLS	68,484,090	50,477,008	14,629,728	65,106,736	0	1,346,262	0	5,382,377	71,835,739	0	3,588,252	10,317,255	9,809,483	507,771	5.2%	10,034,566	282,689	10,076,421	240,834			
10-0009-000	ELM CREEK PUBLIC SCHOOLS	6,195,918	4,734,961	821,991	5,556,252	272,200	57,489	0	326,013	6,211,953	0	217,342	873,044	842,288	30,756	3.7%	788,080	84,964	610,385	262,659			
10-0019-000	SHELTON PUBLIC SCHOOLS	5,186,529	4,091,384	777,263	4,868,647	0	50,273	0	238,918	5,157,837	28,692	159,278	477,161	425,929	51,232	12.0%	410,893	66,268	498,825	-21,664			
10-0069-000	RAVENNA PUBLIC SCHOOLS	7,399,510	8,090,650	1,564,096	9,654,746	0	52,133	0	355,552	10,063,431	0	237,035	645,720	612,177	33,543	5.5%	608,162	37,558	38,332	607,888			
10-0105-000	PLEASANTON PUBLIC SCHOOLS	5,828,139	4,503,643	778,296	5,281,939	131,059	43,961	0	301,690	5,758,649	69,490	201,127	747,327	649,375	97,952	15.1%	623,629	123,698	499,421	247,900			
10-0119-000	AMHERST PUBLIC SCHOOLS	6,106,292	4,089,201	876,239	4,965,440	1,078,719	41,245	0	318,028	6,403,432	0	212,019	1,650,011	1,620,008	30,003	1.9%	2,068,620	-418,609	1,973,156	-323,145			
11-0001-000	TEKAMAH-HERMAN COMMUNITY SCHS	8,288,464	11,178,719	1,500,215	12,678,934	0	82,986	0	483,186	13,245,166	0	322,124	888,296	842,712	45,584	5.4%	842,401	45,895	65,840	822,456			
11-0014-000	OAKLAND CRAIG PUBLIC SCHOOLS	7,536,117	6,463,075	1,269,098	7,732,173	141,141	56,759	0	374,318	8,304,391	0	129,545	821,763	786,450	35,313	4.5%	831,384	190,379	152,291	669,472			
11-0020-000	LYONS-DECATUR NORTHEAST SCHS	5,509,509	6,682,256	1,109,431	7,791,687	0	45,770	0	255,333	8,092,790	0	170,222	471,326	447,238	24,088	5.4%	424,356	46,970	35,770	435,556			
12-0056-000	DAVID CITY PUBLIC SCHOOLS	11,078,772	15,737,385	2,708,140	18,445,525	0	155,193	0	619,589	19,220,307	0	413,600	1,187,842	1,129,390	58,452	5.2%	1,092,991	94,851	130,944	1,056,898			
12-0502-000	EAST BUTLER PUBLIC SCHOOLS	6,522,262	10,919,644	1,109,386	12,029,300	0	66,660	0	296,854	12,392,544	0	197,903	561,417	533,411	28,005	5.3%	486,010	75,407	53,932	507,485			
13-0001-000	PLATTSMOUTH COMMUNITY SCHOOLS	19,503,612	10,748,350	4,740,748	15,489,098	0	341,506	0	1,296,829	17,127,433	2,376,179	864,552	4,879,066	4,497,706	381,360	8.5%	4,161,111	717,955	4,655,658	223,408			
13-0022-000	WEeping WATER PUBLIC SCHOOLS	5,022,864	4,298,116	737,368	5,035,484	0	57,332	0	238,528	5,331,343	0	159,018	454,878	432,375	22,503	5.2%	463,128	-8,250	190,439	264,439			
13-0032-000	LOUISVILLE PUBLIC SCHOOLS	9,922,911	7,169,383	1,587,618	8,757,001	282,282	157,134	0	609,134	9,805,552	117,359	406,089	1,571,999	1,397,174	174,825	12.5%	1,415,193	156,806	1,645,882	-73,078			
13-0056-000	CONESTOGA PUBLIC SCHOOLS	10,895,518	10,088,707	2,077,759	12,166,466	0	125,538	0	630,116	12,922,120	0	420,078	1,175,732	1,116,287	59,445	5.3%	1,107,169	68,563	1,071,070	1,071,070			
13-0097-000	ELMWOOD-MURDOCK PUBLIC SCHOOLS	7,847,106	5,567,762	1,186,375	6,754,137	604,889	89,049	0	446,691	7,894,767	0	297,794	1,438,424	1,396,283	42,141	3.0%	1,356,691	81,733	947,055	491,369			
14-0008-000	HARTINGTON NEWCASTLE PUBLIC SCHOOLS	7,323,417	13,809,027	1,760,330	15,569,357	0	124,028	0	348,106	16,041,491	0	232,071	704,205	683,748	32,840	4.9%	683,748	20,457	90,994	613,211			
14-0045-000	RANDOLPH PUBLIC SCHOOLS	4,962,882	8,682,492	841,452	9,523,944	0	46,455	0	251,752	9,822,151	0	167,834	466,041	442,291	23,750	5.4%	426,258	39,783	34,858	431,183			
14-0054-000	LAUREL-CONCORD-COLERIDGE SCHOOL	6,985,139	11,951,947	1,475,755	13,427,702	0	111,447	0	335,468	13,874,702	0	223,645	670,560	638,912	31,648	5.0%	662,355	8,205	73,591	596,969			
14-0101-000	WYNOT PUBLIC SCHOOLS	4,009,232	2,242,140	367,250	2,609,390	635,134	16,382	0	159,346	3,420,252	588,980	106,231	1,506,072	1,430,715	75,358	5.3%	1,400,988	105,084	1,537,947	-31,875			
15-0010-000	CHASE COUNTY SCHOOLS	9,383,385	14,802,023	1,423,549	16,225,572	322,608	109,833	0	570,983	17,228,997	0	380,655	1,384,080	1,300,213	53,860	4.0%	1,150,637	233,443	277,681	1,106,399			
15-0536-000	WAUNETA-PALISADE PUBLIC SCHS	4,432,434	4,579,771	403,624	4,983,395	0	23,193	0	177,479	5,184,067	0	118,320	318,992	302,249	16,743	5.5%	365,690	-46,698	63,643	255,349			
16-0006-000	VALENTINE COMMUNITY SCHOOLS	9,146,580	16,901,192	1,887,494	18,788,686	0	127,359	0	484,426	19,464,413	0	365,617	1,041,403	989,664	51,738	5.2%	954,470	86,933	79,107	962,296			
16-0030-000	CODY-KILGORE PUBLIC SCHS	3,725,503	2,362,598	417,087	2,779,685	443,585	13,265	0	139,411	3,375,946	349,557	92,940	1,038,758	960,428	78,331	8.2%	1,461,810	-423,052	1,216,698	-177,940			
17-0001-000	SIDNEY PUBLIC SCHOOLS	14,753,117	7,595,376	2,272,588	9,867,964	0	161,238	0	1,011,570	11,040,772	3,712,344	674,380	5,559,533	5,286,452	273,081	5.2%							

28-0054-000	RALSTON PUBLIC SCHOOLS	45,102,223	24,334,795	13,152,769	37,487,564	4,042,676	356,623	113,633	3,186,375	45,186,511	0	2,124,250	9,823,197	9,522,596	300,601	3.2%	9,687,575	135,622	10,502,619	-679,422
28-0059-000	BENNINGTON PUBLIC SCHOOLS	49,262,001	28,334,332	8,821,441	37,155,773	0	1,112,773	2,071	4,084,617	42,355,234	6,906,767	14,229,306	13,798,850	1,030,456	1,595,537	7.5%	19,595,537	-4,766,231	19,890,288	-5,060,982
28-0066-000	WESTSIDE COMMUNITY SCHOOLS	79,984,629	49,594,958	21,783,026	71,377,984	18,428,955	1,252,127	146,620	5,931,540	97,137,226	0	3,954,360	29,713,620	29,154,023	559,579	1.9%	29,249,045	464,557	21,426,736	8,286,866
29-0117-000	DUNDY CO STRATTON PUBLIC SCHS	5,455,672	10,756,509	802,786	11,559,295	0	45,807	0	244,478	11,849,580	0	162,985	453,270	430,206	4,942	5.4%	449,942	3,328	411,416	411,454
30-0001-000	EXETER-MILLIGAN PUBLIC SCHOOLS	4,283,682	8,149,774	1,012,975	9,162,749	0	51,392	0	139,546	9,353,687	0	93,031	283,969	270,805	13,165	4.9%	267,214	16,755	38,993	244,976
30-0025-000	FILLMORE CENTRAL PUBLIC SCHS	9,755,517	13,127,792	2,924,048	16,051,840	0	120,342	0	527,004	16,699,186	0	351,336	998,682	948,964	49,717	5.2%	948,846	49,836	90,653	908,029
30-0054-000	SHICKLEY PUBLIC SCHOOLS	3,441,891	5,754,986	460,190	6,215,176	151,222	42,616	0	119,429	6,528,443	0	79,619	392,886	381,619	11,267	3.0%	406,510	-13,624	214,869	178,017
31-0506-000	FRANKLIN PUBLIC SCHOOLS	5,272,407	5,031,637	822,772	5,854,409	70,570	38,955	0	246,119	6,210,052	0	164,079	519,723	496,504	23,219	4.7%	608,085	-88,362	141,176	378,547
32-0046-000	MAYWOOD PUBLIC SCHOOLS	4,222,866	3,930,349	285,016	4,215,365	483,911	20,611	0	169,199	4,889,085	0	112,799	786,520	770,558	15,962	2.1%	683,907	102,613	448,074	338,446
32-0095-000	EUSTIS-FARNAM PUBLIC SCHOOLS	3,990,894	5,011,764	489,594	5,501,358	0	31,558	0	155,046	5,687,962	0	103,364	289,969	275,341	14,627	5.3%	275,355	14,614	24,658	265,311
32-0125-000	MEDICINE VALLEY PUBLIC SCHOOLS	4,393,833	3,363,305	470,819	3,834,124	0	19,219	0	179,525	4,032,868	360,965	119,683	679,393	568,598	110,794	19.5%	942,360	-262,967	953,088	-273,695
33-0018-000	ARAPAHOE PUBLIC SCHOOLS	5,726,484	5,760,244	753,186	6,513,430	30,244	44,125	0	291,387	6,879,186	0	194,258	560,014	532,524	27,489	5.2%	586,371	-26,357	158,694	401,320
33-0021-000	CAMBRIDGE PUBLIC SCHOOLS	4,985,468	4,183,833	640,941	4,824,774	373,015	42,236	0	247,298	5,487,323	0	164,866	827,415	804,085	23,330	2.9%	862,706	-35,291	1,012,161	-184,746
33-0540-000	SOUTHERN VALLEY SCHOOLS	7,530,879	9,907,609	1,226,532	11,134,141	0	52,259	0	358,851	11,545,251	0	239,234	650,344	616,490	33,854	5.5%	588,987	61,357	38,303	612,041
34-0001-000	SOUTHERN SCHOOL DISTRICT 1	7,697,232	4,841,852	1,049,768	5,891,620	0	36,885	0	324,438	6,252,944	1,444,288	216,292	2,021,904	1,859,913	161,991	8.7%	1,505,678	516,226	1,649,835	372,069
34-0015-000	BEATRICE PUBLIC SCHOOLS	26,878,842	16,742,269	5,871,691	22,613,960	0	346,872	0	1,842,434	24,803,266	2,075,576	1,228,290	5,493,172	4,905,844	587,328	12.0%	5,455,074	38,098	5,836,187	-343,015
34-0034-000	FREEMAN PUBLIC SCHOOLS	7,699,294	7,120,765	927,674	8,048,439	947,660	78,081	0	455,628	9,529,808	0	303,752	1,785,122	1,742,138	42,984	2.5%	1,647,954	137,168	951,632	833,490
34-0100-000	DILLER-ODELL PUBLIC SCHOOLS	4,974,970	7,044,071	812,992	7,857,063	221,793	38,103	0	218,386	8,335,345	0	145,591	623,873	603,270	20,602	3.4%	649,368	-25,495	326,348	297,525
35-0001-000	GARDEN COUNTY SCHOOLS	4,978,478	9,257,706	781,762	10,039,468	0	35,185	0	205,562	10,280,215	0	137,041	377,788	358,395	19,393	5.4%	306,610	71,178	26,924	350,864
36-0100-000	BURWELL PUBLIC SCHOOLS	4,865,107	5,290,078	582,637	5,872,715	201,630	36,692	0	226,180	6,337,217	0	150,787	615,289	593,951	21,338	3.6%	787,396	-172,107	453,582	161,707
37-0030-000	ELWOOD PUBLIC SCHOOLS	4,228,220	7,625,340	731,842	8,357,182	0	47,625	0	119,304	8,583,763	0	119,304	345,885	339,002	16,883	5.1%	339,308	6,577	42,788	303,097
38-0011-000	HYANNIS AREA SCHOOLS	3,875,670	7,850,013	450,537	8,300,550	131,059	25,012	0	140,092	8,596,713	0	93,395	389,558	376,342	13,216	3.5%	313,135	76,423	29,072	360,486
39-0060-000	CENTRAL VALLEY PUBLIC SCHOOLS	6,305,186	9,675,273	1,319,722	10,994,995	0	41,132	0	285,583	11,321,710	0	190,389	517,103	490,162	26,942	5.5%	459,191	57,912	28,786	488,317
40-0002-000	GRAND ISLAND PUBLIC SCHOOLS	141,489,317	48,349,023	21,188,722	69,537,745	0	1,348,254	0	8,957,748	79,843,748	61,645,569	5,971,832	77,923,403	76,090,045	1,833,359	2.4%	63,475,024	14,448,379	60,585,718	17,337,685
40-0089-000	NORTHWOOD PUBLIC SCHOOLS	18,239,273	12,099,341	2,119,085	14,218,426	8,095,433	171,246	0	1,346,592	23,831,697	0	897,728	12,079,320	10,079,320	431,679	1.2%	10,079,320	431,679	8,302,564	2,208,435
40-0083-000	WOOD RIVER RURAL SCHOOLS	8,237,539	8,744,355	1,677,289	10,421,644	0	93,808	0	418,093	10,933,545	0	278,729	790,630	751,187	39,443	5.3%	771,516	19,114	61,525	729,105
40-0126-000	DONIPHAN-TRUMBULL PUBLIC SCHS	7,781,863	8,222,625	2,353,063	10,576,688	100,815	117,464	0	452,088	11,246,055	0	301,392	971,759	929,109	42,650	4.6%	734,472	237,287	82,944	888,815
41-0002-000	GILTPNER PUBLIC SCHOOLS	4,745,500	4,462,081	582,190	5,044,271	846,845	28,724	0	209,835	6,129,675	0	139,890	1,225,294	1,205,499	19,796	1.6%	1,180,489	44,805	862,211	363,083
41-0091-000	HAMPTON PUBLIC SCHOOLS	3,905,283	4,418,732	462,151	4,880,883	453,667	30,772	0	156,611	5,521,932	0	104,407	745,457	730,682	14,775	2.0%	839,780	-94,323	573,856	171,601
41-0504-000	AURORA PUBLIC SCHOOLS	16,108,515	20,843,236	3,738,780	24,582,016	0	270,470	0	1,105,864	25,958,350	0	737,243	2,113,576	2,009,250	104,327	5.2%	1,993,031	120,545	216,575	1,897,001
42-0002-000	ALMA PUBLIC SCHOOLS	6,928,714	5,030,483	910,133	5,940,616	685,541	55,607	0	343,236	7,025,000	0	228,824	1,313,208	1,280,827	32,381	2.5%	1,547,027	-57,616	1,547,027	-233,819
43-0079-000	HAYES CENTER PUBLIC SCHOOLS	3,779,303	4,439,362	387,240	4,826,602	0	14,755	0	141,039	4,982,395	0	94,026	249,819	236,514	13,306	5.6%	209,843	39,976	8,798	241,021
44-0070-000	HITCHCOCK CO SCH SYSTEM	5,464,354	4,845,887	763,475	5,609,362	0	35,553	0	251,772	5,896,687	0	167,848	455,173	431,421	23,752	5.5%	465,393	-10,220	185,329	269,844
45-0007-000	O'NEILL PUBLIC SCHOOLS	12,761,900	13,549,699	3,195,802	16,745,501	0	133,091	0	722,154	17,600,745	0	481,436	1,336,680	1,268,553	68,128	5.4%	1,295,423	41,257	253,889	1,082,791
45-0044-000	STUART PUBLIC SCHOOLS	4,146,878	2,140,201	450,530	2,590,731	201,630	29,540	0	167,214	2,989,115	1,157,763	111,476	1,667,623	1,595,121	72,502	4.5%	1,330,970	336,653	1,298,515	369,108
45-0137-000	CHAMBERS PUBLIC SCHOOLS	3,340,328	3,398,340	346,840	3,745,180	30,244	14,738	0	110,123	3,900,285	0	73,416	228,521	218,132	10,389	4.8%	219,632	8,889	107,504	121,017
45-0239-000	WEST HOLT PUBLIC SCHOOLS	7,714,929	11,723,641	1,402,577	13,126,218	0	71,186	0	381,902	13,579,306	0	254,601	707,689	671,661	36,028	5.4%	693,880	13,809	49,714	657,975
46-0001-000	MULLEN PUBLIC SCHOOLS	4,036,784	7,134,768	602,687	7,737,455	231,874	19,225	0	147,801	8,136,355	0	98,534	497,434	483,491	13,944	2.9%	475,466	21,968	334,950	162,484
47-0001-000	ST PAUL PUBLIC SCHOOLS	9,758,562	7,479,138	1,409,620	8,888,758	0	105,930	0	597,476	9,592,164	166,398	398,317	1,268,121	1,045,357	222,763	21.3%	1,821,737	-553,616	1,957,308	-689,187
47-0100-000	CENTURA PUBLIC SCHOOLS	7,775,107	6,768,359	1,210,037	7,978,396	201,630	76,634	0	402,363	8,659,024	0	268,242	948,869	910,911	37,959	4.2%	899,645	-44,776	366,704	582,165
47-0103-000	ELBA PUBLIC SCHOOLS	3,251,340	1,760,675	272,701	2,033,376	141,141	11,611	0	86,942	2,273,070	978,270	57,961	1,275,925	1,218,190	57,735	4.7%	1,142,885	133,040	1,110,547	16,530
48-0008-000	FAIRBURY PUBLIC SCHOOLS	13,802,033	14,082,949	2,829,227	16,912,176	0	137,189	0	783,583	17,832,927	0	522,389	1,443,161	1,389,238	73,923	5.4%	1,355,674	87,487	1,066,311	1,336,578
48-0300-000	TRI COUNTY PUBLIC SCHOOLS	7,440,376	10,334,936	999,682	11,334,618	665,378	73,580	0	370,310	12,446,886	0	248,873	1,361,141	1,325,923	35,218	2.7%	1,075,382	285,759	375,863	985,278
48-0303-000	MERIDIAN PUBLIC SCHOOLS	4,374,332	5,139,692	338,501	5,478,193	867,008	23,607	0	200,376	6,569,184	0	133,584	1,224,575	1,205,672	18,903	1.6%	1,141,902	82,673	794,275	400,300
49-0003-000	STERLING PUBLIC SCHOOLS	4,227,427	3,874,100	491,705	4,365,805	0	27,967	0	194,306	4,588,078	0	129,537	351,811	333,480	18,331	5.5%	324,223	27,588	33,989	317,822
49-0050-000	JOHNSON CO CENTRAL PUBLIC SCHS	8,539,875	8,913,302	1,029,012	9,942,314	0	78,723	0	453,805	10,822,540	0	302,536	835,064	792,252	42,812	5.4%	789,594	45,470	57,928	777,136
50-0001-000	WILCOX-HILDRETH PUBLIC SCHOOLS	5,020,972	8,614,464	781,343	9,395,807	0	53,678	0	290,867	9,659,353	0	139,912	403,457	383,658	19,799	5.2%	356,053	47,404	36,453	367,004
50-0501-000	AXTELL COMMUNITY SCHOOLS	5,538,773	6,525,062	655,109	7,180,171	473,830	55,098	0	290,199	7,999,298	0	193,466	1,012,594	985,216	27,377	2.8%	938,145	174,449	276,299	735,665
50-0503-000	MINDEN PUBLIC SCHOOLS	11,900,566	15,349,664	2,009,955																

64-0029-000	AUBURN PUBLIC SCHOOLS	13,889,883	8,046,143	2,269,204	10,315,347	90,733	147,671	0	827,901	11,381,652	2,508,231	551,934	4,126,470	3,846,379	280,091	7.3%	4,090,842	35,628	3,577,229	549,241
65-0005-000	LAWRENCE-NELSON PUBLIC SCHOOLS	4,418,680	5,033,792	911,878	5,945,670	0	39,980	0	204,390	6,190,040	0	136,260	380,630	3,613,448	19,282	5.3%	328,294	52,336	28,949	531,682
65-0011-000	SUPERIOR PUBLIC SCHOOLS	7,926,660	5,858,387	1,476,151	7,334,538	0	60,510	0	382,282	7,777,330	149,330	254,855	846,977	6,615,803	185,394	28.0%	895,264	-48,287	998,217	-151,240
66-0027-000	SYRACUSE-DUNBAR-AVOCA SCHOOLS	11,930,010	10,826,468	2,100,264	12,926,732	30,244	157,671	0	713,686	13,828,333	0	475,790	1,377,391	11,310,662	67,329	5.1%	1,290,212	87,179	1,125,774	1,257,610
66-0111-000	NEBRASKA CITY PUBLIC SCHOOLS	19,331,979	12,347,581	3,601,661	15,949,242	0	234,303	0	1,260,380	17,443,933	1,888,047	840,259	4,222,996	3,793,550	429,446	11.3%	4,608,970	-385,974	4,478,555	-255,559
66-0501-000	PALMYRA DISTRICT C R 1	12,446,772	8,111,064	1,411,762	9,522,826	383,096	129,161	0	648,310	10,683,393	1,763,379	432,207	3,356,153	3,080,831	275,322	8.9%	1,704,644	1,651,509	1,306,530	2,049,623
67-0001-000	PAWNEE CITY PUBLIC SCHOOLS	5,707,438	3,799,832	984,107	4,783,939	604,889	30,767	0	242,722	5,662,317	45,121	161,815	1,085,314	1,017,294	68,020	6.7%	1,126,826	-41,512	1,191,368	-106,054
67-0069-000	LEWISTON CONSOLIDATED SCHOOLS	4,209,029	5,021,921	440,714	5,462,635	312,526	18,220	0	169,469	5,962,850	0	112,979	613,195	5,972,007	15,988	2.7%	631,394	-18,199	332,665	280,530
68-0020-000	PERKINS COUNTY SCHOOLS	7,177,979	14,371,263	1,135,373	15,506,636	0	77,146	0	376,380	15,960,161	0	250,920	704,446	668,938	35,508	5.3%	645,846	58,600	64,890	635,556
69-0044-000	HOLDREGE PUBLIC SCHOOLS	14,963,418	14,062,424	3,174,055	17,236,479	0	258,111	0	928,824	18,423,413	0	619,216	1,806,150	1,718,525	87,625	5.1%	1,689,741	116,409	185,200	1,620,950
69-0054-000	BERTRAND PUBLIC SCHOOLS	4,943,336	6,849,703	788,426	7,638,129	0	38,573	0	217,428	7,894,129	0	144,952	400,953	380,441	20,512	5.4%	385,740	15,213	30,024	370,929
69-0055-000	LOOMIS PUBLIC SCHOOLS	4,873,116	5,880,855	516,313	6,397,168	816,600	25,892	0	243,683	7,483,346	0	162,457	1,248,635	1,252,645	22,989	1.9%	1,133,588	115,047	749,945	498,690
70-0002-000	PIERCE PUBLIC SCHOOLS	10,253,922	10,947,589	1,615,342	12,562,931	252,037	125,005	0	620,340	13,560,314	0	413,560	1,410,942	1,352,420	58,523	4.3%	1,483,800	-72,858	599,115	811,827
70-0005-000	PLAINVIEW PUBLIC SCHOOLS	6,146,542	9,185,943	1,015,905	10,201,848	0	63,779	0	320,145	10,585,772	0	213,430	597,353	567,151	30,202	5.3%	544,056	53,297	44,560	552,793
70-0542-000	OSMOND COMMUNITY SCHOOLS	4,381,635	5,375,266	821,069	6,196,335	100,815	63,622	0	170,536	6,531,308	0	113,691	448,664	432,576	16,088	3.7%	367,229	16,088	207,690	240,974
71-0001-000	COLUMBUS PUBLIC SCHOOLS	54,568,671	28,106,448	9,915,841	38,022,289	0	830,893	0	3,742,738	42,595,920	11,972,751	2,495,159	19,041,541	18,031,034	1,010,507	5.6%	14,245,963	4,795,578	15,082,475	3,959,066
71-0005-000	LAKEVIEW COMMUNITY SCHOOLS	14,624,460	18,743,729	2,644,676	21,388,405	1,199,697	136,790	0	942,947	23,667,839	0	628,631	2,908,065	2,819,108	88,957	3.2%	1,856,977	1,051,088	324,703	2,583,362
71-0067-000	HUMPHREY PUBLIC SCHOOLS	5,707,350	11,057,281	1,427,963	12,485,244	544,400	100,832	0	268,155	13,398,631	0	178,770	1,092,157	1,066,859	25,298	2.4%	1,144,441	-52,284	536,269	575,889
72-0015-000	CROSS COUNTY COMMUNITY SCHOOLS	6,142,970	9,252,731	944,426	10,197,157	60,489	62,464	0	322,012	10,642,127	0	214,674	659,639	629,261	30,378	4.8%	719,955	-60,316	185,790	443,848
72-0019-000	OSCEOLA PUBLIC SCHOOLS	4,900,848	5,912,364	764,087	6,676,451	131,059	52,880	0	220,306	7,080,696	0	146,871	551,116	530,332	20,784	3.9%	372,250	178,866	36,498	514,618
72-0032-000	SHELBY - RISING CITY PUBLIC SCHOOLS	7,285,795	9,071,217	1,111,240	10,182,457	594,808	57,291	0	366,354	11,200,910	0	244,236	1,262,688	1,228,127	34,562	2.8%	1,161,505	101,183	532,665	730,023
72-0075-000	HIGH PLAINS COMMUNITY SCHOOLS	4,430,368	9,928,616	911,286	10,839,902	0	44,328	0	181,567	11,065,977	0	121,045	346,940	329,811	17,129	5.2%	355,717	-8,777	32,988	313,952
73-0017-000	MC COOK PUBLIC SCHOOLS	19,167,968	10,231,484	3,990,478	14,221,962	362,933	200,322	0	1,247,850	16,033,066	3,134,902	831,900	5,777,960	5,414,380	363,526	6.7%	5,546,560	231,346	6,093,643	-315,372
73-0179-000	SOUTHWEST PUBLIC SCHOOLS	5,614,327	8,172,352	911,743	9,084,095	90,733	37,492	0	285,595	9,497,916	0	190,397	604,217	577,274	26,943	4.7%	444,042	160,175	31,990	572,227
74-0056-000	FALLS CITY PUBLIC SCHOOLS	13,187,295	11,848,778	2,667,653	14,516,431	131,059	139,260	0	728,909	15,515,659	0	485,939	1,485,167	1,416,402	68,765	4.9%	1,482,945	2,222	322,878	1,162,289
74-0070-000	HUMBOLDT TABLE ROCK STEINAUER	5,924,782	9,704,390	1,595,597	11,299,987	0	56,723	0	271,797	11,628,506	0	181,198	509,717	484,076	25,641	5.3%	441,590	68,127	43,481	466,236
75-0100-000	ROCK COUNTY PUBLIC SCHOOLS	4,306,044	7,038,833	666,041	7,704,874	161,304	30,125	0	193,056	8,099,359	0	128,704	513,188	489,376	18,213	3.7%	614,385	18,213	215,272	297,916
76-0002-000	CRETE PUBLIC SCHOOLS	29,987,232	15,141,711	4,477,245	19,618,956	0	263,690	0	2,008,073	21,890,719	8,096,513	1,338,715	11,706,992	11,162,915	544,077	4.9%	10,934,260	772,732	9,798,429	1,908,563
76-0044-000	DORCHESTER PUBLIC SCHOOL	4,592,566	4,189,893	633,460	4,823,353	161,304	27,659	0	201,285	5,213,633	0	134,190	524,438	505,449	18,989	3.8%	503,382	21,056	247,832	260,664
76-0068-000	FRIEND PUBLIC SCHOOLS	4,234,707	4,910,519	655,694	5,566,213	0	64,418	0	195,132	5,825,762	0	130,088	389,637	371,229	18,409	5.0%	386,680	2,957	40,367	349,270
76-0082-000	WILBER-CLATONIA PUBLIC SCHOOLS	9,286,941	8,212,258	1,464,317	9,676,575	272,200	77,297	0	554,305	10,580,377	0	369,537	1,273,339	1,221,046	52,293	4.3%	1,314,475	-41,136	771,372	501,967
77-0001-000	BELLEVUE PUBLIC SCHOOLS	117,369,401	48,336,820	22,720,144	71,056,970	5,958,158	1,528,361	33,555	8,660,350	87,237,375	30,132,026	5,773,567	52,085,997	50,264,238	1,821,759	3.6%	52,246,395	-160,398	49,714,733	2,371,264
77-0027-000	PAPILLON LA VISTA COMMUNITY SCHOOLS	143,221,285	93,489,907	32,694,907	126,184,877	1,481,978	2,658,105	19,137	11,177,686	141,521,783	1,699,502	7,451,791	24,488,200	21,274,199	2,754,001	12.7%	28,672,225	-1,184,025	31,907,704	-7,419,504
77-0037-000	GRETTNA PUBLIC SCHOOLS	84,099,307	54,503,180	17,192,278	71,695,458	0	1,682,160	6,205	6,470,098	79,853,920	4,245,387	4,313,399	16,717,248	14,787,428	1,929,820	13.1%	23,145,814	-6,428,566	19,783,574	-3,066,506
77-0046-000	SPRINGFIELD PLATTEVIEW COMMUNITY SCHOOLS	16,265,280	34,890,072	5,112,745	40,002,817	1,119,045	302,231	1,013	4,256,372	45,564,372	0	754,177	3,307,732	3,201,008	106,723	3.3%	2,921,829	385,903	1,172,329	2,135,403
78-0001-000	ASHLAND-GREENWOOD PUBLIC SCHS	16,710,083	14,181,350	2,997,737	17,179,087	0	315,978	0	1,070,100	18,565,165	0	713,400	2,099,478	1,998,525	100,953	5.1%	1,884,669	214,809	224,959	1,874,519
78-0009-000	YUTAN PUBLIC SCHOOLS	7,822,711	4,650,429	1,310,127	5,960,556	80,652	98,352	0	451,298	6,960,858	1,231,853	300,865	2,163,019	2,002,162	160,858	8.0%	2,612,272	-449,253	2,905,862	-1,742,843
78-0039-000	WAHOO PUBLIC SCHOOLS	15,718,568	14,034,844	3,346,560	17,381,404	0	274,176	0	999,454	18,655,034	0	666,303	1,939,933	1,845,645	94,288	5.1%	1,749,145	190,788	255,128	1,684,805
78-0072-000	MEAD PUBLIC SCHOOLS	4,944,775	5,272,614	639,346	5,911,960	423,422	40,436	0	224,804	6,600,622	0	149,869	838,531	817,323	21,208	2.6%	1,126,662	-288,131	733,162	105,369
78-0107-000	CEDAR BLUFFS PUBLIC SCHOOLS	8,257,198	3,787,527	1,143,727	4,931,254	2,117,112	52,704	0	446,375	7,547,445	709,753	297,583	3,623,527	3,489,543	133,984	3.8%	3,893,955	-270,428	3,106,056	157,471
79-0002-000	MINARET PUBLIC SCHOOLS	3,741,082	595,966	421,919	1,017,885	0	22,477	0	130,599	1,170,960	2,570,122	87,066	2,810,263	2,786,903	23,360	0.8%	2,884,220	-73,957	2,816,843	-6,450
79-0011-000	MORRILL PUBLIC SCHOOLS	6,560,523	4,778,986	938,314	5,717,300	0	41,234	0	234,246	5,992,780	0	567,742	999,386	842,743	156,643	18.6%	1,011,841	-1,012,455	2,041,821	-1,042,435
79-0016-000	GERING PUBLIC SCHOOLS	22,690,623	10,492,683	3,914,422	14,407,105	0	223,551	0	1,679,025	16,309,622	6,380,941	1,119,350	9,402,868	9,014,992	387,875	4.3%	9,674,176	-271,308	9,193,241	209,627
79-0031-000	MITCHELL PUBLIC SCHOOLS	9,494,149	3,974,485	1,100,774	5,075,259	1,270,267	65,846	0	590,665	7,002,037	2,492,112	393,777	4,812,667	4,616,456	145,211	3.1%	4,641,641	171,026	4,724,490	88,177
79-0032-000	SCOTTSBLUFF PUBLIC SCHOOLS	45,952,402	19,360,279	9,474,333	28,834,612	1,229,941	418,188	0	3,080,275	33,563,016	12,389,386	2,053,517	19,171,307	18,456,298	715,008	3.9%	18,597,273	574,034	16,376,645	2,794,662
80-0005-000	MILFORD PUBLIC SCHOOLS	12,240,016	8,236,084	1,025,747	10,257,247	362,933	136,971	0	738,319	11,495,470	744,546	492,213	2,474,982	2,192,396	282,585	12.9%	2,559,628	-84,646	2,144,312	330,670
80-0009-000	SEWARD PUBLIC SCHOOLS	18,285,100	19,939,699	4,323,624	24,263,323	0	352,904	0	1,330,807	25,947,034	0	887,205	2,570,915	2,445,368	125,548					

TEEOA Modeling - Projecting Changes to Valuations and Levy Rates - \$1,590 Foundation Aid per student & 0.97 Levy
Fiscal Year 2026-27

District ID	District Name	2026-27 Needs				2026-27 Local Resources				2026-27 State Formula Resources				Aid Totals				New Model vs Base Projection			
		Formula Needs	Local Effort Rate	Other Receipts	Total Local Resources	Net Option Funding	Income Tax Rebates	Community	Foundation Aid	Total Formula	Equalization Aid	Non-Formula 40% State	Total TEEOA State Aid	UPDATED Base FY 26-27	Value Change in State Aid	% Change in State Aid					
01-0003-000	KENESAW PUBLIC SCHOOLS	5,080,264	5,533,111	732,336	6,265,447	231,030	49,398	0	234,098	6,779,972	0	156,065	670,591	648,506	22,085	3.4%					
01-0018-000	HASTINGS PUBLIC SCHOOLS	47,956,663	17,808,301	9,724,338	27,532,639	0	612,371	0	3,120,050	31,265,060	16,691,603	2,080,033	22,504,058	21,835,548	668,510	3.1%					
01-0090-000	ADAMS CENTRAL PUBLIC SCHOOLS	15,261,531	23,383,383	3,249,625	26,633,009	538,196	265,411	0	939,439	28,376,054	0	626,293	2,380,338	88,626	3.9%						
01-0123-000	SILVER LAKE PUBLIC SCHOOLS	5,075,263	9,275,912	1,349,253	10,625,166	0	40,793	0	193,903	10,859,861	0	129,268	363,964	345,671	18,293	5.3%					
02-0009-000	NELIGH-OAKDALE SCHOOLS	6,877,481	6,728,349	1,677,876	8,406,225	0	65,673	0	298,864	8,770,762	0	199,242	563,779	535,584	28,195	5.3%					
02-0018-000	ELGIN PUBLIC SCHOOLS	4,198,730	8,887,052	1,359,552	10,246,605	312,416	53,699	0	148,366	10,761,086	0	98,911	613,392	599,395	13,997	2.3%					
02-0115-000	SUMMERLAND PUBLIC SCHOOLS	8,617,591	12,857,887	1,576,163	14,434,050	0	54,091	0	417,122	14,905,263	0	278,081	749,294	709,943	39,351	5.5%					
03-0500-000	ARTHUR COUNTY SCHOOLS	3,701,109	3,022,357	287,229	3,309,586	283,537	8,696	0	108,238	3,710,057	0	72,159	462,418	462,418	0	2.2%					
04-0001-000	BANNER COUNTY PUBLIC SCHOOLS	3,854,800	3,604,220	509,728	4,113,948	401,678	19,018	0	120,033	4,654,676	0	80,022	620,750	609,426	11,324	1.9%					
05-0071-000	SANDHILLS PUBLIC SCHOOLS	3,195,706	4,768,170	263,771	5,031,941	123,391	12,800	0	79,347	5,247,479	0	52,898	268,436	260,951	7,486	2.9%					
06-0001-000	BOONE CENTRAL SCHOOLS	9,525,307	20,136,847	2,152,977	22,829,824	404,303	140,597	0	558,676	23,393,401	0	372,451	1,476,027	1,423,322	52,705	3.7%					
06-0017-000	ST EDWARD PUBLIC SCHOOLS	4,186,002	5,790,081	722,035	6,512,116	0	33,995	0	140,999	6,687,110	0	94,000	268,993	255,692	13,302	5.2%					
06-0075-000	RIVERSIDE PUBLIC SCHOOLS	5,297,949	10,852,711	738,134	11,590,844	57,758	38,678	0	216,856	11,904,135	0	144,570	457,861	437,403	20,458	4.7%					
07-0006-000	ALLIANCE PUBLIC SCHOOLS	17,448,710	12,941,192	3,002,564	15,943,756	0	240,620	0	1,151,834	17,336,210	112,500	767,889	2,272,843	2,051,679	221,164	10.8%					
07-0010-000	HEMINGFORD PUBLIC SCHOOLS	7,507,998	7,671,450	916,973	8,588,423	711,468	39,569	0	346,746	9,686,206	0	231,164	1,296,235	32,712	2.5%						
08-0051-000	BOYD COUNTY SCHOOLS	6,756,548	8,104,179	981,278	9,085,457	89,262	38,858	0	267,428	9,481,005	0	178,285	573,833	548,604	25,229	4.6%					
09-0010-000	AINSWORTH COMMUNITY SCHOOLS	7,036,362	10,891,260	1,572,779	12,464,040	0	71,569	0	330,890	12,866,499	0	220,594	623,053	591,837	31,216	5.3%					
10-0002-000	GIBBON PUBLIC SCHOOLS	8,918,614	7,305,879	1,378,894	8,684,772	0	71,428	0	517,795	9,273,995	0	345,197	934,419	885,571	48,849	5.5%					
10-0007-000	KEARNEY PUBLIC SCHOOLS	70,548,603	52,496,088	15,178,343	67,674,431	0	1,376,656	0	5,370,187	74,421,274	0	3,580,125	10,326,968	9,820,346	506,621	5.2%					
10-0009-000	ELM CREEK PUBLIC SCHOOLS	6,531,681	4,923,631	852,816	5,776,447	220,529	87,711	0	328,728	6,384,474	147,207	219,152	974,386	809,704	164,682	20.3%					
10-0019-000	SHELTON PUBLIC SCHOOLS	5,371,922	4,255,039	806,410	5,061,450	0	51,394	0	238,275	5,351,118	20,804	158,850	469,322	426,040	43,282	10.2%					
10-0069-000	RAVENNA PUBLIC SCHOOLS	7,928,756	8,414,276	1,622,750	10,037,026	0	54,318	0	350,609	10,441,953	0	233,739	638,666	605,590	33,076	5.5%					
10-0105-000	PLEASANTON PUBLIC SCHOOLS	6,334,719	4,683,789	807,482	5,491,271	81,386	44,941	0	309,723	5,927,321	407,398	206,482	1,049,930	893,383	156,547	17.5%					
10-0119-000	AMHERST PUBLIC SCHOOLS	6,319,360	4,252,769	909,098	5,161,867	1,367,804	42,165	0	313,253	6,885,088	0	208,835	1,932,057	1,902,505	29,552	1.6%					
11-0001-000	TEKAMAH-HERMAN COMMUNITY SCHS	8,579,225	11,625,868	1,556,473	13,182,341	0	84,837	0	514,468	13,781,645	0	342,978	942,283	893,748	48,535	5.4%					
11-0014-000	OAKLAND CRAIG PUBLIC SCHOOLS	7,798,607	6,721,598	1,316,689	8,038,287	0	58,025	0	369,062	8,465,374	0	246,041	673,127	638,310	34,817	5.5%					
11-0020-000	LYONS-DECATUR NORTHEAST SCHS	6,126,583	6,949,546	1,151,035	8,100,580	0	46,791	0	255,288	8,402,659	0	170,192	472,271	448,187	24,084	5.4%					
12-0056-000	DAVID CITY PUBLIC SCHOOLS	11,472,351	16,366,881	2,809,695	19,176,576	0	158,654	0	621,338	19,956,568	0	414,226	1,194,218	1,135,601	58,617	5.2%					
12-0502-000	EAST BUTLER PUBLIC SCHOOLS	7,026,373	11,356,430	1,150,988	12,507,418	0	68,147	0	306,795	12,882,359	0	204,530	579,472	550,529	28,943	9.3%					
13-0001-000	PLATTSMOUTH COMMUNITY SCHOOLS	19,943,245	11,178,284	4,918,526	16,096,810	0	349,122	0	1,273,803	17,719,734	2,223,510	849,202	4,695,636	4,301,848	393,788	9.2%					
13-0022-000	WEEPING WATER PUBLIC SCHOOLS	5,201,400	4,470,040	765,019	5,235,060	0	58,611	0	232,892	5,526,562	0	155,261	446,763	424,793	21,971	5.2%					
13-0032-000	LOUISVILLE PUBLIC SCHOOLS	10,370,262	7,456,159	1,647,154	9,103,312	280,912	160,638	0	609,447	10,154,310	215,952	406,298	1,673,248	1,419,647	253,601	17.9%					
13-0056-000	CONESTOGA PUBLIC SCHOOLS	11,278,250	10,492,255	2,155,675	12,647,930	0	126,337	0	637,667	13,413,934	0	425,111	1,191,116	1,130,958	60,157	5.3%					
13-0097-000	ELMWOOD-MURDOCK PUBLIC SCHOOLS	8,115,623	5,790,473	1,230,864	7,021,337	648,460	91,035	0	456,581	8,217,413	0	304,387	1,500,463	1,457,389	43,074	3.0%					
14-0008-000	HARTINGTON NEWCASTLE PUBLIC SCHOOLS	7,583,347	14,361,388	1,826,342	16,187,730	0	126,794	0	348,068	16,662,592	0	232,046	706,908	674,071	32,837	4.9%					
14-0045-000	RANDOLPH PUBLIC SCHOOLS	5,133,268	9,029,792	873,006	9,902,799	0	47,491	0	253,237	10,203,527	0	168,825	469,553	445,663	23,890	5.4%					
14-0054-000	LAUREL-CONCORD-COLERIDGE SCHOOL	7,245,445	12,430,025	1,531,096	13,961,120	0	113,932	0	323,227	14,398,280	0	215,485	652,644	622,151	30,493	4.9%					
14-0101-000	WYNOT PUBLIC SCHOOLS	4,144,514	2,331,826	381,022	2,712,848	543,446	16,747	0	157,635	3,430,676	713,838	105,090	1,536,755	1,458,689	78,067	5.4%					
15-0010-000	CHASE COUNTY SCHOOLS	9,709,697	15,394,104	1,476,932	16,871,037	202,151	112,282	0	568,407	17,753,877	0	378,938	1,261,778	1,208,155	53,623	4.4%					
15-0536-000	WAUNETA-PALISADE PUBLIC SCHS	4,432,434	4,762,962	418,760	5,181,721	5,251	23,710	0	174,173	5,384,856	0	116,116	319,250	302,818	16,431	5.4%					
16-0006-000	VALENTINE COMMUNITY SCHOOLS	9,470,312	17,577,240	1,958,275	19,535,515	0	130,199	0	549,218	20,214,932	0	366,146	1,045,563	993,750	51,813	5.2%					
16-0030-000	CODY-KILGORE PUBLIC SCHS	3,811,713	2,457,102	432,728	2,889,830	525,069	13,561	0	137,487	3,565,946	245,766	91,658	1,013,540	932,359	81,181	8.7%					
17-0001-000	SIDNEY PUBLIC SCHOOLS	15,073,595	7,899,191	2,357,810	10,257,001	18,377	164,834	0	989,403	11,429,615	3,643,980	659,602	5,194,555	5,194,555	281,641	5.4%					
17-0003-000	LEYTON PUBLIC SCHOOLS	4,097,473	4,657,595	408,322	5,065,917	52,507	21,745	0	148,904	5,289,073	0	99,269	322,426	308,378	14,048	4.6%					
17-0009-000	POTTER-DIX PUBLIC SCHOOLS	4,188,960	3,784,643	511,374	4,296,017	435,807	22,996	0	155,702	4,910,522	0	103,802	718,307	703,618	14,689	2.1%					
18-0002-000	SUTTON PUBLIC SCHOOLS	7,441,191	9,312,743	1,053,860	10,366,603	223,154	84,539	0	365,550	11,039,847	0	243,700	916,944	882,458	34,486	3.9%					
18-0011-000	HARVARD PUBLIC SCHOOLS	4,949,133	4,413,107	1,184,494	5,597,601	23,628	26,815	0	166,848	5,814,892	0	111,232	328,522	312,782	15,740	5.0%					
18-0501-000	SANDY CREEK SCHOOLS	8,845,264	12,139,007	1,756,994	13,896,001	0	82,863	0	423,657	14,402,521	0	282,438	788,958	748,990	39,968	5.3%					
19-0039-000	LEIGH COMMUNITY SCHOOLS	5,171,637	5,636,442	616,790	6,253,232	165,397	44,490	0	261,130	6,724,250	0	174,087	645,104	620,469	24,635	4.0%					
19-0058-000	CLARKSON PUBLIC SCHOOLS	4,586,667	5,388,795	774,322	6,163,116	60,383	39,792	0	186,418	6,449,710	0	124,279	410,872	393,286	17,587	4.5%					
19-0070-000	HOWELLS-DODGE CONSOLIDATED SCHOOLS	5,895,650	9,570,201	871,962	10,442,162	0	79,538	0	261,059	10,782,759	0	514,636	490,008	24,628	5.0%						
19-0123-000	SCHUYLER COMMUNITY SCHOOLS	23,918,762	17,916,006	2,859,041	20,775,046	0	159,912	0	1,748,340	22,683,299	1,235,463	1,165,560	4,309,276	3,689,197	620,078	16.8%					
20-0001-000	WEST POINT PUBLIC SCHOOLS	11,806,905	17,681,424	2,434,015	20,115,439	0	192,600	0	648,376	20,956,415	0	432,251	1,212,059	61,168	5.0%						
20-0020-000	BANCROFT-ROSALIE COMM SCHOOLS	5,380,701	5,465,198	668,735</																	

25-0025-000	CREEK VALLEY SCHOOLS	4,352,372	5,214,965	905,620	6,120,585	0	33,212	0	166,903	6,320,701	0	111,269	311,385	295,639	15,746	5.3%
25-0095-000	SOUTH PLATTE PUBLIC SCHOOLS	4,556,968	5,844,585	6,506,020	441,058	25,689	6,506,020	0	200,932	7,173,699	0	133,955	801,634	782,678	18,956	2.4%
26-0001-000	PONCA PUBLIC SCHOOLS	7,803,515	5,899,015	996,869	6,895,885	945,124	51,126	0	406,811	8,298,945	0	271,207	1,674,268	1,635,889	38,378	2.3%
26-0070-000	ALLEN CONSOLIDATED SCHOOLS	3,839,658	4,696,210	1,032,730	5,728,940	5,251	21,563	0	113,727	5,869,481	0	75,818	216,360	205,631	10,729	5.2%
26-0561-000	EMERSON-HUBBARD PUBLIC SCHOOLS	4,747,585	6,024,110	851,583	6,875,999	0	48,124	0	194,682	7,118,804	0	129,788	372,594	354,227	18,366	5.2%
27-0001-000	FREMONT PUBLIC SCHOOLS	70,880,546	39,792,304	11,377,470	51,169,774	0	895,003	0	4,938,272	57,003,049	13,877,497	3,292,181	23,002,954	21,585,914	1,417,040	6.6%
27-0062-000	SCHENBERG-SNYDER COMMUNITY SCHS	3,808,410	6,099,589	688,385	6,787,974	0	56,097	0	127,600	6,971,671	0	85,067	268,764	256,726	12,038	4.7%
27-0594-000	LOGAN VIEW PUBLIC SCHOOLS	9,230,591	10,874,617	1,797,520	12,672,136	669,463	79,713	0	540,547	13,961,859	0	360,365	1,599,093	1,500,993	50,995	3.2%
27-0595-000	NORTH BEND CENTRAL PUBLIC SCHS	8,700,818	13,708,250	1,597,797	15,306,047	708,843	103,896	0	512,467	16,631,253	0	341,645	1,666,851	1,618,505	48,346	3.0%
28-0001-000	OMAHA PUBLIC SCHOOLS	803,327,239	354,824,213	120,923,508	475,747,721	0	12,608,602	8,007,442	48,079,301	544,443,066	258,884,173	32,052,867	359,632,385	346,844,127	12,788,258	3.7%
28-0010-000	ELKHORN PUBLIC SCHOOLS	144,541,359	112,551,594	31,478,906	144,030,500	0	3,940,800	8,732	11,104,600	159,084,631	0	7,403,067	22,457,198	21,409,594	1,047,604	4.9%
28-0015-000	DOUGLAS CO WEST COMMUNITY SCHS	15,238,293	18,485,449	3,329,739	21,815,188	753,474	684,097	1,698	971,462	24,225,919	0	647,642	3,058,373	2,966,725	91,647	3.1%
28-0017-000	MILLARD PUBLIC SCHOOLS	277,938,141	168,713,608	55,477,498	224,191,105	25,455,335	46,148	21,375,918	275,760,059	2,178,082	14,250,612	67,997,647	63,802,969	4,194,678	6.6%	
28-0054-000	RALSTON PUBLIC SCHOOLS	46,704,204	25,356,857	13,645,998	39,002,855	4,568,098	364,208	117,894	3,200,343	47,253,398	0	2,133,562	10,384,106	10,082,186	301,919	3.0%
28-0059-000	BENNINGTON PUBLIC SCHOOLS	54,119,110	29,524,374	9,152,245	38,676,619	0	1,137,588	2,149	4,332,356	44,148,711	9,970,399	2,888,237	18,330,728	17,254,118	1,076,610	6.2%
28-0066-000	WESTSIDE COMMUNITY SCHOOLS	83,234,892	51,677,946	22,599,889	74,277,836	20,333,289	1,280,049	152,118	5,988,793	102,032,085	0	3,992,529	31,746,778	31,181,797	564,980	1.8%
29-0117-000	DUMDY CO STRATTON PUBLIC SCHS	5,560,707	11,186,769	832,890	12,019,660	0	46,828	0	235,022	12,301,510	0	156,681	438,531	416,360	22,172	5.3%
30-0001-000	EXETER-MILLIGAN PUBLIC SCHOOLS	4,433,924	8,475,765	1,050,962	9,526,726	0	5,538	0	138,749	9,718,013	0	52,538	283,786	270,696	13,089	4.8%
30-0025-000	FILLMORE CENTRAL PUBLIC SCHS	10,107,165	13,652,904	3,033,700	16,686,604	0	123,026	0	526,477	17,336,107	0	350,985	1,000,488	950,820	49,668	5.2%
30-0054-000	SHICKLE PUBLIC SCHOOLS	3,564,325	5,985,186	477,447	6,462,633	181,149	43,566	0	116,393	6,803,741	0	77,595	418,703	407,723	10,980	2.7%
31-0506-000	FRANKLIN PUBLIC SCHOOLS	5,456,804	5,232,902	853,626	6,086,528	147,019	39,824	0	244,155	6,517,526	0	162,770	593,768	570,734	23,033	4.0%
32-0046-000	MAYWOOD PUBLIC SCHOOLS	4,367,656	4,087,562	295,704	4,383,267	443,683	21,071	0	178,156	5,026,176	0	118,770	761,680	744,873	16,807	2.3%
32-0095-000	EUSTIS-FARNAM PUBLIC SCHOOLS	4,126,265	5,212,344	507,954	5,720,188	0	32,262	0	155,405	5,907,855	0	103,604	291,271	276,610	14,661	5.3%
32-0125-000	MEDICINE VALLEY PUBLIC SCHOOLS	4,544,705	3,497,837	488,475	3,986,312	0	19,648	0	176,659	4,182,618	362,087	117,773	676,166	561,319	114,847	20.5%
33-0018-000	ARAPAHOE PUBLIC SCHOOLS	6,298,571	5,990,654	781,430	6,772,084	94,512	45,109	0	289,206	7,200,912	0	192,804	621,631	594,348	27,284	4.6%
33-0021-000	CAMBRIDGE PUBLIC SCHOOLS	5,146,728	4,351,186	664,976	5,016,162	385,926	43,178	0	242,996	5,688,262	0	161,997	834,097	811,173	22,924	2.8%
33-0540-000	SOUTHERN VALLEY SCHOOLS	7,883,075	10,303,914	1,272,527	11,576,441	0	53,424	0	366,605	11,996,470	0	244,404	664,433	629,848	34,585	5.5%
34-0001-000	SOUTHERN SCHOOL DISTRICT 1	7,964,470	5,035,526	1,089,134	6,124,661	0	37,708	0	320,485	6,482,853	1,481,617	213,657	1,885,635	1,678,832	206,803	8.9%
34-0015-000	BEATRICE PUBLIC SCHOOLS	27,919,054	17,411,960	6,091,879	23,503,839	0	354,607	0	1,840,788	25,699,235	2,219,819	1,227,192	5,642,407	5,034,429	607,978	12.1%
34-0034-000	FREEMAN PUBLIC SCHOOLS	8,067,205	7,405,595	962,462	8,368,057	895,242	79,822	0	469,643	9,812,764	0	313,095	1,757,803	1,713,497	44,306	2.6%
34-0100-000	DILLER-ODELL PUBLIC SCHOOLS	5,154,876	7,325,834	843,479	8,169,313	262,534	38,953	0	219,438	8,690,238	0	146,292	667,216	646,515	20,702	3.2%
35-0001-000	GARDEN COUNTY SCHOOLS	5,155,186	9,628,015	811,078	10,439,093	0	35,970	0	201,484	10,676,546	0	134,322	371,776	352,768	19,008	5.4%
36-0100-000	BURWELL PUBLIC SCHOOLS	4,989,622	5,501,681	604,486	6,106,167	349,171	37,510	0	219,174	6,712,021	0	146,116	751,971	731,294	20,677	2.8%
37-0030-000	ELWOOD PUBLIC SCHOOLS	4,373,890	7,930,354	759,286	8,689,640	0	48,687	0	177,042	8,915,369	0	118,028	343,757	327,055	16,702	5.1%
38-0011-000	HYANNIS AREA SCHOOLS	4,009,073	8,164,014	467,432	8,631,446	42,006	25,570	0	143,056	8,842,077	0	95,370	306,001	292,505	13,496	4.6%
39-0060-000	CENTRAL VALLEY PUBLIC SCHOOLS	6,814,026	10,062,284	1,369,212	11,431,495	0	42,049	0	290,377	11,763,922	0	193,585	526,012	498,618	27,394	5.6%
40-0002-000	GRAND ISLAND PUBLIC SCHOOLS	145,975,123	50,282,984	21,983,299	72,266,284	0	1,378,320	0	8,953,174	82,597,778	63,377,345	5,968,783	79,677,623	77,784,623	1,892,999	2.4%
40-0082-000	NORTHWEST PUBLIC SCHOOLS	18,666,579	12,583,315	2,198,551	14,781,865	8,290,836	175,065	0	1,325,269	24,573,035	0	883,513	10,674,682	10,549,657	125,025	1.2%
40-0083-000	WOOD RIVER RURAL SCHOOLS	8,519,767	9,094,129	1,740,187	10,834,316	0	95,900	0	408,663	11,338,879	0	272,442	777,006	738,452	38,553	5.2%
40-0126-000	DONIPHAN-TRUMBULL PUBLIC SCHS	8,054,275	8,551,530	2,441,303	10,992,833	0	120,083	0	458,820	11,571,737	0	305,880	884,784	841,499	43,285	5.1%
41-0002-000	GILTNER PUBLIC SCHOOLS	4,913,614	4,640,564	604,022	5,244,587	882,116	29,365	0	216,664	6,372,731	0	144,443	1,252,147	1,252,147	20,440	1.6%
41-0091-000	HAMPTON PUBLIC SCHOOL	4,038,027	4,595,481	479,482	5,074,963	527,694	31,458	0	159,130	5,793,245	0	106,087	824,369	809,357	15,012	1.9%
41-0504-000	AURORA PUBLIC SCHOOLS	16,501,880	21,676,966	3,878,984	25,555,950	0	276,501	0	1,094,416	26,926,868	0	729,611	2,100,529	1,997,282	103,247	5.2%
42-0002-000	ALMA PUBLIC SCHOOLS	7,171,340	5,231,703	944,263	6,175,966	706,218	56,847	0	346,614	7,285,644	0	231,076	1,308,755	1,308,056	32,699	2.5%
43-0079-000	HAYES CENTER PUBLIC SCHOOLS	3,909,233	4,616,936	401,762	5,018,698	0	15,084	0	151,108	5,184,890	0	100,739	266,931	252,675	14,255	5.6%
44-0070-000	HITCHCOCK CO SCH SYSTEM	5,654,453	5,039,723	792,105	5,831,828	0	36,346	0	250,167	6,118,340	0	166,778	453,290	429,690	23,601	5.5%
45-0007-000	O'NEILL PUBLIC SCHOOLS	13,209,215	14,091,687	3,315,645	17,407,331	13,127	136,059	0	724,012	18,280,529	0	482,675	1,355,872	1,287,569	68,303	5.3%
45-0044-000	STUART PUBLIC SCHOOLS	4,289,796	2,225,809	467,425	2,693,234	244,157	30,199	0	168,975	3,136,565	1,153,231	112,650	1,709,212	1,633,996	75,216	4.6%
45-0137-000	CHAMBERS PUBLIC SCHOOLS	3,458,810	3,534,273	359,847	3,894,120	81,386	15,067	0	113,660	4,104,232	0	75,773	285,885	275,163	10,723	3.9%
45-0239-000	WEST HOLT PUBLIC SCHOOLS	8,007,152	12,192,587	1,455,174	13,647,761	0	72,773	0	380,897	14,101,431	0	253,932	707,602	671,669	35,934	5.3%
46-0001-000	MULLEN PUBLIC SCHOOLS	4,173,195	7,420,158	625,288	8,045,446	259,909	19,654	0	151,738	8,476,747	0	101,159	532,460	518,145	14,315	2.8%
47-0001-000	ST PAUL PUBLIC SCHOOLS	10,098,253	7,778,304	1,462,481	9,240,785	0	108,292	0	591,320	9,940,397	157,855	394,214	1,251,681	1,038,041	213,640	20.6%
47-0100-000	CENTURA PUBLIC SCHOOLS	8,041,681	7,039,094	1,255,413	8,294,507	296,664	78,343	0	395,222	9,064,736	0	263,481	1,033,710	996,425	37,285	3.7%
47-0103-000	ELBA PUBLIC SCHOOLS	3,370,841	1,831,102	282,927	2,114,029	357,047	11,870	0	84,212	2,567,158	803,682	56,141	1,312,953	1,253,143	59,810	4.8%
48-0008-000	FAIRBURY PUBLIC SCHOOLS	14,420,475	14,646,267	2,935,323	17,581,590	0	140,248	0	782,916	18,504,754	0	521,944	1,445,108	1,371,248	73,860	5.4%
48-0300-000	TRI COUNTY PUBLIC SCHOOLS	7,697,591	10,748,333	1,037,170	11,785,504	467,311	75,221	0	370,499	12,698,534	0	246,999	1,125,077	1,125,077	34,953	3.1%
48-0303-000	MERIDIAN PUBLIC SCHOOLS	4,528,853	5,345,279	351,195	5,696,474	787,603	24,133	0	199,328	6,707,539	0	132,886	1,143,951	1,125,146	18,805	1.7%
49-0033-000	STERLING PUBLIC SCHOOLS	4,372,991	4,029,064	510,144	4,539,208	0	28,591	0	196,460	4,764,258	0	130,973	356,023	337,489	18,534	5.5%
49-0050-000	JOHNSON CO CENTRAL PUBLIC SCHS	8,835,563	9,269,834	1,428,337	10,698,171	0	80,479	0	455,569	11,234,218	0	303,713	839,760	796,782	42,978	5.4%
50-0001-000</																

55-0001-000	LINCOLN PUBLIC SCHOOLS	561,562,611	376,332,131	123,437,971	499,770,103	0	9,988,635	0	38,657,997	548,416,734	13,145,877	25,771,998	87,564,507	74,466,576	13,097,930	17.6%
55-0145-000	WAVERLY SCHOOL DISTRICT 145	26,664,630	25,859,764	5,971,391	31,831,155	0	427,009	0	1,952,405	34,210,569	0	1,301,603	3,681,017	3,496,828	184,189	5.3%
55-0148-000	MALCOLM PUBLIC SCHOOLS	9,801,312	5,624,988	1,322,706	6,947,694	2,249,920	86,366	0	608,488	9,892,467	0	405,658	3,350,432	3,293,027	57,404	1.7%
55-0160-000	NORRIS SCHOOL DIST 160	27,291,207	24,275,495	4,908,947	29,184,442	1,541,077	459,821	0	2,154,168	33,339,508	0	1,436,112	5,591,178	5,387,955	203,223	3.8%
55-0161-000	RAYMOND CENTRAL PUBLIC SCHOOLS	11,960,562	10,692,457	2,289,874	12,982,330	0	185,349	0	660,075	13,827,755	0	440,050	1,223,203	1,223,203	62,271	5.1%
56-0001-000	NORTH PLATTE PUBLIC SCHOOLS	48,178,057	31,871,459	8,689,594	40,561,052	0	771,082	0	3,251,625	44,583,759	3,594,298	2,167,750	9,784,755	8,676,337	1,108,418	12.8%
56-0006-000	BRADY PUBLIC SCHOOLS	4,293,949	4,023,206	586,214	4,609,420	422,680	26,801	0	164,419	5,223,320	0	109,612	723,512	708,001	15,511	2.2%
56-0007-000	MAXWELL PUBLIC SCHOOLS	5,357,541	3,783,084	636,001	4,419,085	1,575,206	19,308	0	250,166	6,263,766	0	166,777	2,011,458	1,987,857	23,601	1.2%
56-0037-000	HERSHEY PUBLIC SCHOOLS	8,078,225	6,772,623	924,640	7,697,263	1,900,749	54,314	0	509,599	10,161,925	0	339,733	2,804,394	2,756,319	48,075	1.7%
56-0055-000	SUTHERLAND PUBLIC SCHOOLS	5,091,532	5,011,107	118,140	5,899,431	0	888,324	0	243,728	6,312,798	0	162,485	575,852	552,859	22,993	4.2%
56-0565-000	WALLACE PUBLIC SCH DIST 65 R	4,088,458	5,974,917	563,814	6,538,731	199,526	22,003	0	138,824	6,899,084	0	92,549	452,902	439,805	13,097	3.0%
57-0501-000	STAPLETON PUBLIC SCHOOLS	3,959,995	4,449,988	512,127	4,962,115	315,041	24,237	0	129,738	5,431,131	0	86,492	555,509	543,269	12,239	2.3%
58-0025-000	LOUP COUNTY PUBLIC SCHOOLS	3,258,247	3,841,490	359,396	4,200,886	0	82,495	0	82,495	4,293,391	0	54,997	147,502	139,719	7,783	5.6%
59-0001-000	MADISON PUBLIC SCHOOLS	9,305,861	10,347,708	1,346,325	11,694,033	0	103,249	0	524,434	12,321,717	0	349,623	977,306	927,832	49,475	5.3%
59-0002-000	NORFOLK PUBLIC SCHOOLS	57,891,575	39,025,216	12,643,606	51,668,822	0	994,401	0	4,103,406	56,766,629	1,124,947	2,735,604	8,958,357	7,596,546	1,361,811	17.9%
59-0005-000	BATTLE CREEK PUBLIC SCHOOLS	8,758,293	8,576,328	1,218,908	9,795,236	832,234	73,654	0	557,581	11,258,704	0	371,721	1,835,189	1,782,587	52,602	3.0%
59-0013-000	NEWMAN GROVE PUBLIC SCHOOLS	4,394,240	7,936,459	718,152	8,654,611	0	35,549	0	201,184	8,891,345	0	134,123	370,857	351,877	18,980	5.4%
59-0080-000	ELKHORN VALLEY SCHOOLS	7,877,162	9,074,070	1,257,500	10,331,590	0	83,384	0	403,907	10,818,880	0	269,271	756,561	718,457	38,104	5.3%
60-0090-000	MC PHERSON COUNTY SCHOOLS	3,044,578	3,841,245	202,152	4,043,397	0	13,486	0	52,329	4,109,211	0	34,886	100,700	95,764	4,937	5.2%
61-0004-000	CENTRAL CITY PUBLIC SCHOOLS	12,537,256	13,170,458	2,617,748	15,788,207	0	144,048	0	713,775	16,646,030	0	475,850	1,333,673	1,266,335	67,337	5.3%
61-0049-000	PALMER PUBLIC SCHOOLS	6,132,034	3,571,810	599,014	4,170,824	1,081,642	29,000	0	274,869	5,556,334	575,700	183,246	2,144,456	2,023,616	120,841	6.0%
62-0021-000	BAYARD PUBLIC SCHOOLS	6,666,466	3,889,063	910,272	4,799,335	0	45,354	0	277,661	5,122,351	1,544,115	185,108	2,052,239	1,921,481	130,758	6.8%
62-0063-000	BRIDGEPORT PUBLIC SCHOOLS	8,930,749	7,697,437	1,279,934	8,977,370	735,096	83,612	0	486,704	10,282,783	0	324,469	1,629,882	1,583,966	45,915	2.9%
63-0001-000	FULLERTON PUBLIC SCHOOLS	6,181,319	5,891,845	965,465	6,857,310	0	44,116	0	279,879	7,181,306	0	186,586	510,581	484,178	26,404	5.5%
63-0030-000	TWIN RIVER PUBLIC SCHOOLS	7,712,835	11,925,512	1,442,914	13,368,426	0	76,855	0	369,979	13,815,260	0	246,653	693,487	658,584	34,904	5.3%
64-0023-000	JOHNSON-BROCK PUBLIC SCHOOLS	6,321,864	5,845,884	605,123	6,451,007	729,846	66,958	0	309,016	7,556,826	0	206,011	1,311,830	1,282,678	29,152	2.3%
64-0029-000	AUBURN PUBLIC SCHOOLS	14,469,255	8,367,988	2,354,299	10,722,288	291,413	150,964	0	831,978	11,996,643	2,472,611	554,652	4,301,619	4,011,420	290,199	7.2%
65-0005-000	LAWRENCE-NELSON PUBLIC SCHOOLS	4,948,922	5,235,143	946,073	6,181,217	0	40,872	0	206,434	6,428,522	0	137,623	384,928	365,453	19,475	5.3%
65-0011-000	SUPERIOR PUBLIC SCHOOLS	8,213,448	6,092,722	1,531,507	7,624,229	0	61,859	0	384,140	8,070,228	143,220	256,093	845,312	665,853	179,459	27.0%
66-0027-000	SYRACUSE-DUNBAR-AVOCA SCHOOLS	12,348,967	11,259,527	2,179,024	13,438,551	0	161,187	0	715,818	14,315,556	0	477,212	1,354,218	1,286,688	67,530	5.2%
66-0111-000	NEBRASKA CITY PUBLIC SCHOOLS	19,901,595	12,841,584	3,736,723	16,578,207	0	239,528	0	1,251,836	18,069,571	1,832,024	834,557	3,713,546	3,713,546	444,398	12.0%
66-0501-000	PALMYRA DISTRICT O R 1	12,446,772	8,435,506	1,464,703	9,900,209	275,661	132,041	0	671,285	10,979,196	1,467,576	447,523	2,994,086	2,707,863	286,223	10.6%
67-0001-000	PAWNEE CITY PUBLIC SCHOOLS	5,906,830	3,951,825	1,021,011	4,972,836	0	645,835	31,453	0	237,029	5,887,153	158,019	19,677	1,049,974	42,038	4.0%
67-0069-000	LEWISTON CONSOLIDATED SCHOOLS	4,353,998	5,222,798	457,241	5,680,039	383,300	18,626	0	172,928	6,254,893	0	115,285	690,139	673,825	16,314	2.4%
68-0020-000	PERKINS COUNTY SCHOOLS	7,440,993	14,946,113	1,177,949	16,124,063	0	78,866	0	380,094	16,583,023	0	253,396	712,356	676,498	35,858	5.3%
69-0044-000	HOLDREGE PUBLIC SCHOOLS	15,299,160	14,624,921	3,293,082	17,918,003	0	263,867	0	916,682	19,098,552	0	611,121	1,791,670	1,705,190	86,479	5.1%
69-0054-000	BERTRAND PUBLIC SCHOOLS	5,149,946	7,123,691	817,992	7,941,683	0	39,433	0	215,286	8,196,402	0	143,524	398,242	377,933	20,310	5.4%
69-0055-000	LOOMIS PUBLIC SCHOOLS	5,042,288	6,116,089	535,675	6,651,764	748,223	26,469	0	247,552	7,674,009	0	165,035	1,187,280	1,163,926	23,354	2.0%
70-0002-000	PIERCE PUBLIC SCHOOLS	10,613,364	11,385,493	1,675,917	13,061,410	399,052	127,793	0	619,608	14,207,863	0	413,072	1,559,525	1,501,071	58,454	3.9%
70-0005-000	PLAINVIEW PUBLIC SCHOOLS	6,361,889	9,553,381	1,054,001	10,607,383	0	65,201	0	325,637	10,998,221	0	217,091	607,929	577,209	30,720	5.3%
70-0542-000	OSMOND COMMUNITY SCHOOLS	4,534,828	5,590,276	851,859	6,442,135	94,512	65,041	0	167,207	6,768,895	0	111,474	438,231	422,457	15,774	3.7%
71-0001-000	COLUMBUS PUBLIC SCHOOLS	56,252,068	29,230,706	10,287,685	39,518,391	0	849,422	0	3,736,591	44,104,404	12,147,665	2,491,061	19,224,738	18,179,692	1,045,046	5.7%
71-0005-000	LAKEVIEW COMMUNITY SCHOOLS	15,417,147	19,493,478	2,743,851	22,237,329	435,807	139,840	0	965,836	23,778,813	0	643,891	2,185,375	2,094,258	91,117	4.4%
71-0067-000	HUMPHREY PUBLIC SCHOOLS	6,215,501	11,499,572	1,481,512	12,981,084	543,446	103,081	0	274,550	13,902,161	0	183,033	1,104,110	1,078,209	25,901	2.4%
72-0015-000	CROSS COUNTY COMMUNITY SCHOOLS	6,357,731	9,622,841	979,842	10,602,683	149,645	63,857	0	316,851	11,133,035	0	211,234	741,586	711,694	29,892	4.2%
72-0019-000	OSCEOLA PUBLIC SCHOOLS	5,083,521	6,148,859	6,941,599	7,924,740	0	54,059	0	228,341	7,223,999	0	152,227	434,628	413,086	21,542	5.2%
72-0032-000	SHELBY - RISING CITY PUBLIC SCHOOLS	7,538,528	9,434,066	1,152,912	10,586,978	525,069	58,569	0	366,428	11,537,043	0	244,285	1,194,350	1,159,782	34,569	3.0%
72-0075-000	HIGH PLAINS COMMUNITY SCHOOLS	4,472,548	10,325,761	945,459	11,271,220	0	45,317	0	173,780	11,490,316	0	115,853	334,950	318,556	16,394	5.1%
73-0017-000	MC COOK PUBLIC SCHOOLS	19,640,160	10,640,743	4,140,121	14,780,864	443,683	204,789	0	1,231,606	16,660,942	2,979,218	821,071	5,680,366	5,304,796	375,571	7.1%
73-0179-000	SOUTHWEST PUBLIC SCHOOLS	6,097,296	8,499,247	945,933	9,445,180	0	38,328	0	297,213	9,780,721	0	198,142	533,684	505,645	28,039	4.5%
74-0056-000	FALLS CITY PUBLIC SCHOOLS	13,651,853	12,322,729	2,767,690	15,090,419	233,656	142,365	0	723,856	16,190,296	0	482,571	1,582,449	1,514,160	68,288	5.5%
74-0070-000	HUMBOLDT TABLE ROCK STEINAUER	6,408,787	10,092,565	1,655,432	11,747,997	0	57,988	0	266,461	12,072,446	0	177,641	502,090	476,952	25,138	5.3%
75-0100-000	ROCK COUNTY PUBLIC SCHOOLS	4,454,934	7,320,387	691,018	8,011,404	228,405	30,797	0	189,690	8,460,295	0	126,640	575,351	557,456	17,895	3.2%
76-0002-000	CRETE PUBLIC SCHOOLS	30,666,440	15,747,379	4,645,142	20,392,521	0	269,570	0	2,043,937	22,706,028	7,960,412	1,362,624	11,636,544	11,072,382	564,162	5.1%
76-0044-000	DORCHESTER PUBLIC SCHOOL	4,755,416	4,357,489	657,215	5,014,704	257,284	28,276	0	201,307	5,501,570	0	134,205	621,071	602,080	18,991	3.2%
76-0068-000	FRIEND PUBLIC SCHOOLS	4,380,888	5,106,939	680,283	5,787,222	0	191,586	0	191,586	6,044,663	0	127,724	385,165	367,091	18,074	4.9%
76-0082-000	WILBER-CLATONIA PUBLIC SCHOOLS	9,612,194	8,540,748	1,519,229	10,059,977	338,669	79,021	0	550,219	11,027,886	0	366,813	1,334,722	1,282,814	51,907	4.0%
77-0001-000	BELLEVUE PUBLIC SCHOOLS	120,700,209	50,366,973	23,572,149	73,939,122	8,311,839	1,562,443	34,793	8,619,599	92,467,796	28,232,413	5,746,399	52,507,486	50,624,477	1,883,009	3.7%
77-0027-000	PAPILLION LA VISTA COMMUNITY SCHOOLS	147,565,995	97,416,549	33,920,966	131,337,515	9,239,372	1,717,381	19,855	11,158,429	146,162,550	1,403,445	7,438,				

80-0567-000	CENTENNIAL PUBLIC SCHOOLS	8,756,979	17,795,089	1,675,436	19,470,525	0	119,803	0	458,690	20,049,018	0	305,793	884,287	841,014	43,273	5.1%
81-0003-000	HAY SPRINGS PUBLIC SCHOOLS	4,218,802	2,284,241	414,902	2,699,144	249,408	22,605	0	181,389	3,152,545	1,066,257	120,926	1,640,585	1,563,093	77,491	5.0%
81-0010-000	GORDON-RUSHVILLE PUBLIC SCHS	10,030,258	12,265,044	1,391,064	13,656,108	0	64,425	0	449,315	14,169,849	0	299,544	813,284	770,896	42,388	5.5%
82-0001-000	LOUP CITY PUBLIC SCHOOLS	6,056,257	7,666,594	907,158	8,573,752	0	36,410	0	273,040	8,883,202	0	182,027	491,477	465,718	25,758	5.5%
82-0015-000	LITCHFIELD PUBLIC SCHOOLS	3,756,212	3,060,759	339,478	3,400,237	0	17,311	0	107,289	3,524,837	231,376	71,526	427,502	328,791	98,711	30.0%
83-0500-000	SIoux COUNTY PUBLIC SCHOOLS	3,315,468	6,053,177	364,100	6,417,277	0	16,508	0	67,405	6,501,190	0	44,937	128,850	122,491	6,359	5.2%
84-0003-000	STANTON COMMUNITY SCHOOLS	7,439,751	7,862,602	1,252,722	9,115,324	47,256	73,447	0	356,331	9,592,358	0	237,554	714,589	680,973	33,616	4.9%
85-0060-000	DESHLER PUBLIC SCHOOLS	5,425,824	6,653,549	949,806	7,603,356	215,278	43,676	0	211,493	8,073,802	0	140,995	611,442	591,490	19,952	3.4%
85-0070-000	THAYER CENTRAL COMMUNITY SCHS	7,741,609	10,880,039	1,126,171	12,006,210	0	77,141	0	385,810	12,469,160	0	257,206	720,157	683,760	36,397	5.3%
85-2001-000	BRUNING-DAVENPORT UNIFIED SYS	4,287,985	10,588,619	793,287	11,381,906	0	62,557	0	162,081	11,606,544	0	108,054	332,692	317,401	15,291	4.8%
86-0001-000	THEDFORD PUBLIC SCHOOLS	3,327,147	4,128,820	290,168	4,418,988	165,397	17,992	0	95,254	4,697,631	0	63,503	342,146	333,160	8,986	2.7%
87-0001-000	PENDER PUBLIC SCHOOLS	7,905,292	7,292,707	1,272,861	8,565,568	556,573	74,630	0	418,850	9,615,620	0	279,233	1,329,286	1,289,772	39,514	3.1%
87-0013-000	WALTHILL PUBLIC SCHOOLS	6,829,722	2,229,341	1,339,702	3,569,043	0	17,691	0	268,900	3,855,634	2,974,088	179,266	3,439,945	3,360,849	79,096	2.4%
87-0016-000	UMO N HO N NATION PUBLIC SCHS	9,455,790	247,408	1,723,543	1,970,951	0	1,367	0	526,098	2,498,415	6,957,375	350,732	7,835,571	7,808,066	27,505	0.4%
87-0017-000	WINNEBAGO PUBLIC SCHOOLS DISTRICT 17	12,420,312	1,421,971	3,557,281	4,979,253	0	4,814	0	542,425	5,526,492	6,893,819	361,617	7,802,676	7,738,228	64,447	0.8%
88-0005-000	ORD PUBLIC SCHOOLS	8,497,810	10,031,323	1,395,965	11,427,287	5,251	79,647	0	468,259	11,980,444	0	312,173	865,330	821,154	44,175	5.4%
88-0021-000	ARCADIA PUBLIC SCHOOLS	3,706,697	1,976,655	367,732	2,344,387	273,036	15,463	0	123,636	2,756,522	950,175	82,424	1,444,734	1,378,935	65,799	4.8%
89-0001-000	BLAIR COMMUNITY SCHOOLS	25,421,713	29,135,287	5,816,368	34,951,655	0	658,800	0	1,929,127	37,539,582	0	1,286,085	3,874,012	3,692,019	181,993	4.9%
89-0003-000	FORT CALHOUN COMMUNITY SCHS	12,620,957	6,916,064	1,739,367	8,655,430	2,709,355	173,895	0	799,615	12,338,296	282,662	533,077	4,498,604	4,254,531	244,073	5.7%
89-0024-000	ARLINGTON PUBLIC SCHOOLS	11,148,891	9,557,984	1,833,097	11,391,081	976,628	136,656	0	647,701	13,152,065	0	431,800	2,192,785	2,131,681	61,104	2.9%
90-0017-000	WAYNE COMMUNITY SCHOOLS	15,035,533	13,483,675	2,734,299	16,217,974	157,521	181,515	0	946,723	17,503,733	0	631,148	1,916,907	1,827,594	89,313	4.9%
90-0560-000	WAKEFIELD PUBLIC SCHOOLS	9,316,198	6,966,933	1,245,592	8,212,526	36,755	47,498	0	529,291	8,826,070	490,128	352,861	1,456,533	1,221,087	235,445	19.3%
90-0595-000	WINSIDE PUBLIC SCHOOLS	5,070,945	6,006,535	1,233,469	7,240,004	598,578	31,474	0	232,829	8,102,885	0	155,219	1,018,100	996,135	21,965	2.2%
91-0002-000	RED CLOUD COMMUNITY SCHOOLS	5,422,427	4,770,371	737,334	5,507,705	346,545	35,060	0	248,932	6,138,242	0	165,955	796,492	773,007	23,484	3.0%
91-0074-000	BLUE HILL COMMUNITY SCHOOLS	6,219,693	4,561,603	1,108,697	5,670,300	648,460	43,845	0	261,726	6,624,331	0	174,484	1,128,515	1,103,824	24,691	2.2%
92-0045-000	WHEELER CENTRAL SCHOOLS	3,562,276	7,298,128	340,807	7,638,936	0	15,062	0	124,064	7,778,061	0	82,709	221,835	210,131	11,704	5.6%
93-0012-000	YORK PUBLIC SCHOOLS	21,170,801	14,684,315	4,652,021	19,336,336	561,824	297,741	0	1,385,174	21,581,074	0	923,449	3,168,187	3,037,510	130,677	4.3%
93-0083-000	MC COOL JUNCTION PUBLIC SCHS	5,477,687	4,231,002	873,045	5,104,047	871,614	36,271	0	235,397	6,247,329	0	156,931	1,300,214	1,278,006	22,207	1.7%
93-0096-000	HEARTLAND COMMUNITY SCHOOLS	6,345,640	9,862,820	1,271,379	11,134,199	0	89,534	0	288,844	11,512,577	0	192,562	570,940	543,691	27,249	5.0%
State-Level Totals:		4,811,913,528	3,536,351,603	886,088,768	4,422,440,371	125,005,750	67,188,531	8,398,317	299,932,220	4,922,965,189	571,226,784	199,954,813	1,271,706,415	1,206,600,571	65,105,843	5.4%
% Change over prior year (25/26)		3.6%	4.1%	3.7%	4.1%	2.8%	2.2%	3.8%	0.2%	3.7%	2.0%	0.2%	1.4%			
Total Foundation Aid:												499,887,033				

NEBRASKA DEPARTMENT OF EDUCATION
SCHOOL FINANCE & ORGANIZATION SERVICES
2025/26 STATE AID CERTIFICATION

WAYNE COMMUNITY SCHOOLS (90-0017-000)

FORMULA STUDENTS CALCULATION

(Fall Membership	ADM/FM Ratio)	+	Contracted Out	=	Formula Students
(970	1.0058637229)	+	0	=	975.69
KDG Adjustment	(0 students	x .5)		times ADM Factor	=	0.00
Early Childhood (300)	(28 students	x 544.0 hours / 1,032 hours		x .6)	=	8.86
Total Formula Students						984.54

FORMULA NEEDS CALCULATION

Basic Funding	12,499,808
Poverty Allowance	108,375
Limited English Proficiency Allowance	200,175
Focus School & Program Allowance	0
Summer School Allowance	0
Special Receipts Allowance	1,353,263
Transportation Allowance	273,420
Elementary Site Allowance	0
Distance Education & Telecommunications Allowance	21,214
Averaging Adjustment	0
New School Adjustment	0
Student Growth Adjustment	0
Community Achievement Plan Adjustment	0
Limited English Proficiency Allowance Correction	0
Student Growth Adjustment Correction	0
Poverty Allowance Correction	0
Non Qualified LEP Adjustment	(200,175)
Total Calculated Formula Needs	14,256,080
Formula Needs Stabilization	0
Total Formula Needs	14,256,080

FORMULA RESOURCES CALCULATION

Yield From Local Effort Rate	1,336,605,349 / 100 x 1.0000000000	13,366,053
Net Option Funding		231,874
Allocated Income Tax Funds		177,556
Other Actual Receipts		2,635,469
Community Achievement Plan Aid		0
Foundation Aid Included in Resources		886,374
Total Formula Resources		17,297,326

Some numbers may be rounded for presentation. For further information, see the "Tax Equity and Educational Opportunities Support Act" document available on the FOS/State Aid website. For questions, contact (402) 450-0687 or (402) 471-4320.

Note: Due to missing Federal Poverty data for the 2024/25 school year, State Aid was calculated using 2023/24 numbers

NEBRASKA DEPARTMENT OF EDUCATION
SCHOOL FINANCE & ORGANIZATION SERVICES
2025/26 STATE AID CERTIFICATION

WAYNE COMMUNITY SCHOOLS (90-0017-000)

STATE AID CALCULATION

Equalization Aid	0
Net Option Funding	231,874
Allocated Income Tax Funds	177,556
Community Achievement Plan Aid	0
Foundation Aid Included in Resources	886,374
Foundation Aid Outside of Resources	590,916
Total State Aid Calculated	1,886,720
Prior Year (2024/25) State Aid Correction	(6,279)
Total State Aid	1,880,441
Carryover Adjustment from years prior to 2025/26	0

Some numbers may be rounded for presentation. For further information, see the "Tax Equity and Educational Opportunities Support Act" document available on the FOS/State Aid website. For questions, contact (402) 450-0687 or (402) 471-4320.

Note: Due to missing Federal Poverty data for the 2024/25 school year, State Aid was calculated using 2023/24 numbers

Agenda: Facility/Finance Committee Meeting – Wayne Board of Education

Date: 3-5-25 @ 4:30 PM Wayne Jr/Sr High Conference Room

Attendee's: Board members, Lynn Junck, Brent Pick, Justin Davis, Mark Lenihan, Supt.

Finance:

**State Aid Certification Sheet
Heartland Counseling
Banking and Vending RFP's**

Summer 2025

- Finish the project and complete the move in by July 1st.
- Playground installation May/June
 - Shed is being donated - Install cost about \$12,000
- E-rate quote - March school board meeting
- District Office move - postponed TBD
- Parking lot lights - City said we can re-use whatever we need
 - Currently they are city owned and we rent.
 - We were notified this will end in 2025, so we will need to purchase a few of our own poles and lights. Mainly on the west side of the high school parking lot.
 - Current high school parking lot - replace a few more of the concrete panels.
 - City will allow us to keep the equipment, and the meter will need to be adjusted.

Staffing:

- Director pay 25-26
 - Director's salaries - March board meeting approval.
 - Discussion on Director's pay for 25-26
 - Classified staff pay - April board meeting approval.
 - Discussion on potential pay increase
- 20 day extended contract for SPED
 - 1 person at the 7-12
 - Currently all SPED teachers receive 5 extended days.
 - Purpose is to provide support and training for the District SPED Director
 - Additional cost would be \$4,287.90
 - Additional duties include:
 - LEA Representative at IEP meetings
 - SPED Transportation
 - 7-12 SPED teacher support/mentoring

Wayne Public Schools

Rollup Report February 2025

FUND	FUNCTION	Actuals (Selected)	Adopted Budget	Current Budget	Actuals (YTD)	Encumbrances	Available	% of Budget
01 - General Fund	011000 - Reg. Inst	\$359,955.75	\$6,474,550.06	\$6,474,550.06	\$2,926,236.33	\$3,388.35	\$3,544,925.38	45.20
01 - General Fund	011250 - Regular Instructional Programs School Age (Flex-Spending)	\$7,156.78	\$69,820.05	\$69,820.05	\$44,676.49	\$0.00	\$25,143.56	63.99
01 - General Fund	011500 - Limited English Proficiency Programs	\$20,609.92	\$235,680.04	\$235,680.04	\$122,186.00	\$0.00	\$113,494.04	51.84
01 - General Fund	011600 - Poverty Programs	\$10,328.53	\$127,500.01	\$127,500.01	\$61,738.90	\$0.00	\$65,761.11	48.42
01 - General Fund	011900 - Early Childhood Educational Programs	\$9,059.00	\$78,600.02	\$78,600.02	\$57,554.51	\$0.00	\$21,045.51	73.22
01 - General Fund	012001 - Sped - Administration	\$98,838.50	\$240,212.07	\$240,212.07	\$192,634.80	\$0.00	\$47,577.27	80.19
01 - General Fund	012003 - Sped - Teaching	\$91,362.95	\$1,170,548.21	\$1,170,548.21	\$540,047.05	\$0.00	\$630,501.16	46.14
01 - General Fund	012004 - Sped - Transition	\$0.00	\$6,000.00	\$6,000.00	\$0.00	\$0.00	\$6,000.00	0.00
01 - General Fund	012005 - Sped - Barrier removal	\$0.00	\$255,000.00	\$255,000.00	\$63,000.00	\$0.00	\$192,000.00	24.71
01 - General Fund	012910 - Special Education Instructional Programs - Ages 3-5	\$5,029.02	\$0.09	\$0.09	\$32,808.90	\$0.00	(\$32,808.81)	36,454,333.33
01 - General Fund	012950 - Special Education Instructional Programs - Unified Sports	\$0.00	\$4,550.01	\$4,550.01	\$1,166.33	\$0.00	\$3,383.68	25.63
01 - General Fund	013000 - Summer School -Driver Ed	\$100.00	\$20,000.00	\$20,000.00	\$100.00	\$0.00	\$19,900.00	0.50
01 - General Fund	013001 - Summer School - Jump Start	\$0.00	\$17,700.01	\$17,700.01	\$69.98	\$0.00	\$17,630.03	0.40
01 - General Fund	021100 - Attendance and Social Work Services	\$0.00		\$0.00	\$3,245.00	\$0.00	(\$3,245.00)	
01 - General Fund	021200 - Guidance Services	\$17,208.84	\$219,325.05	\$219,325.05	\$101,566.13	\$0.00	\$117,758.92	46.31
01 - General Fund	021300 - Health Services	\$6,042.03	\$72,207.45	\$72,207.45	\$40,443.29	\$0.00	\$31,764.16	56.01
01 - General Fund	021400 - Psychological Services	\$2,112.00	\$17,500.00	\$17,500.00	\$12,672.00	\$0.00	\$4,828.00	72.41
01 - General Fund	021410 - Psychological Services - SPED - School	\$43,000.00	\$130,000.00	\$130,000.00	\$43,000.00	\$0.00	\$87,000.00	33.08
01 - General Fund	021510 - Speech Pathology and Audiology Services - SPED - School Age	\$11,900.91	\$137,475.02	\$137,475.02	\$65,190.45	\$0.00	\$72,284.57	47.42
01 - General Fund	021610 - Occupational Therapy-Related Services - SPED - School Age	\$1,003.75	\$20,000.00	\$20,000.00	\$4,113.75	\$0.00	\$15,886.25	20.57
01 - General Fund	021710 - Physical Therapy-Related Services - SPED - School Age	\$526.25	\$7,500.00	\$7,500.00	\$2,270.00	\$0.00	\$5,230.00	30.27
01 - General Fund	021810 - Visually Impaired or Vision Services - SPED - School Age	\$0.00	\$8,500.01	\$8,500.01	\$0.00	\$0.00	\$8,500.01	0.00
01 - General Fund	021900 - Support Services - Student - Other	\$3,187.52	\$182,201.01	\$182,201.01	\$32,686.61	\$664.40	\$148,850.00	17.94
01 - General Fund	022130 - Instructional Staff Training	\$20.00		\$0.00	\$11,442.84	\$0.00	(\$11,442.84)	
01 - General Fund	022200 - Library or Media Services	\$13,607.84	\$191,140.03	\$191,140.03	\$82,683.83	\$197.00	\$108,259.20	43.26
01 - General Fund	022240 - Educational Television Services	\$0.00	\$15,000.00	\$15,000.00	\$7,114.44	\$0.00	\$7,885.56	47.43
01 - General Fund	022300 - Instruction-Related Technology	\$13,631.44	\$242,167.03	\$242,167.03	\$100,712.75	\$29.95	\$141,424.33	41.59
01 - General Fund	023100 - Board of Education	\$2,227.68	\$108,425.00	\$108,425.00	\$40,207.95	\$0.00	\$68,217.05	37.08
01 - General Fund	023200 - Executive Administration	\$24,985.48	\$318,925.01	\$318,925.01	\$153,463.63	\$0.00	\$165,461.38	48.12
01 - General Fund	023300 - District Legal Services	\$283.00	\$25,000.00	\$25,000.00	\$15,628.25	\$0.00	\$9,371.75	62.51

01 - General Fund	024100 - Office of the Principal	\$67,882.51	\$822,741.08	\$822,741.08	\$425,028.73	\$0.00	\$397,712.35	51.66
01 - General Fund	024900 - School Administration Other	\$6,090.72	\$73,500.01	\$73,500.01	\$36,648.22	\$0.00	\$36,851.79	49.86
01 - General Fund	025100 - Fiscal Services	\$26,490.87	\$338,140.03	\$338,140.03	\$127,354.11	\$43.38	\$210,742.54	37.66
01 - General Fund	025700 - Personnel Services	\$322.00		\$0.00	\$1,344.00	\$0.00	(\$1,344.00)	
01 - General Fund	025800 - Administrative Technology Service	\$0.00		\$0.00	\$1,600.00	\$0.00	(\$1,600.00)	
01 - General Fund	026100 - Operation of Buildings	\$33,766.83	\$517,500.00	\$517,500.00	\$239,066.71	\$0.00	\$278,433.29	46.20
01 - General Fund	026200 - Maintenance of Buildings	\$69,504.84	\$826,700.02	\$826,700.02	\$388,683.92	\$3,445.52	\$434,570.58	47.02
01 - General Fund	026300 - Care and Upkeep of Grounds	\$2,050.72	\$55,000.00	\$55,000.00	\$24,787.50	\$198.00	\$30,014.50	45.07
01 - General Fund	026400 - Care and Upkeep of Equipment	\$5,053.32	\$30,000.00	\$30,000.00	\$31,589.59	\$0.00	(\$1,589.59)	105.30
01 - General Fund	026500 - Vehicle Operation and Maintenance (Other Than Student Transportation Vehicles)	\$325.43	\$52,000.00	\$52,000.00	\$7,341.51	\$0.00	\$44,658.49	14.12
01 - General Fund	026600 - Security	\$3,696.00		\$0.00	\$21,120.00	\$0.00	(\$21,120.00)	
01 - General Fund	026700 - Safety	\$0.00		\$0.00	\$1,035.24	\$0.00	(\$1,035.24)	
01 - General Fund	027100 - Vehicle Operation and Purchasing - Regular Education	\$38,624.62	\$569,500.00	\$569,500.00	\$283,389.95	\$0.00	\$286,110.05	49.76
01 - General Fund	027120 - Vehicle Operation and Purchasing - School Age SPED	\$212.14	\$45,830.07	\$45,830.07	\$1,771.36	\$0.00	\$44,058.71	3.87
01 - General Fund	027220 - Monitoring Services - School Age SPED	\$0.00	\$11,770.05	\$11,770.05	\$0.00	\$0.00	\$11,770.05	0.00
01 - General Fund	027300 - Vehicle Servicing and Maintenance - Regular Education	\$45.00	\$16,000.00	\$16,000.00	\$3,677.19	\$0.00	\$12,322.81	22.98
01 - General Fund	027320 - Vehicle Servicing and Maintenance - School Age SPED	\$0.00	\$6,000.00	\$6,000.00	\$2,769.00	\$0.00	\$3,231.00	46.15
01 - General Fund	033000 - Community Services Operations	\$4,324.97	\$33,505.01	\$33,505.01	\$23,888.28	\$0.00	\$9,616.73	71.30
01 - General Fund	035350 - High Ability Learners	\$1,028.13	\$11,590.00	\$11,590.00	\$4,469.74	\$0.00	\$7,120.26	38.57
01 - General Fund	035400 - State Early Childhood	\$0.00	\$55,550.00	\$55,550.00	\$0.00	\$0.00	\$55,550.00	0.00
01 - General Fund	035510 - Career Education	\$0.00		\$0.00	\$1,861.75	\$0.00	(\$1,861.75)	
01 - General Fund	035990 - Other State Programs	\$93.98		\$0.00	\$3,480.11	\$0.00	(\$3,480.11)	
01 - General Fund	062000 - Federal Services - Title I, Part A ESSA Improving Basic Programs Operated by Local Educational Agencies	\$10,931.20	\$134,000.00	\$134,000.00	\$66,998.63	\$0.00	\$67,001.37	50.00
01 - General Fund	063100 - Federal Services - Title II, Part A ESSA Supporting Effective Instruction	\$4,081.44	\$33,300.01	\$33,300.01	\$23,516.12	\$0.00	\$9,783.89	70.62
01 - General Fund	064040 - Federal Services - IDEA Part B (611) Base Allocation - Birth Through Age Four	\$3,453.69	\$129,265.07	\$129,265.07	\$21,298.01	\$0.00	\$107,967.06	16.48
01 - General Fund	064060 - Federal Services - IDEA Preschool (619) Base Allocation	\$0.00	\$0.01	\$0.01	\$0.00	\$0.00	\$0.01	0.00
01 - General Fund	064080 - IDEA Enroll/Pov & IDEA Base Allocation Birth-Age 4	\$23,832.75		\$0.00	\$111,470.43	\$0.00	(\$111,470.43)	
01 - General Fund	064100 - Federal Services - IDEA Enrollment or Poverty (611)	\$0.00	\$26,800.01	\$26,800.01	\$0.00	\$0.00	\$26,800.01	0.00
01 - General Fund	064120 - Federal Services - IDEA Part B Proportionate Share	\$0.00	\$5,000.00	\$5,000.00	\$0.00	\$0.00	\$5,000.00	0.00
01 - General Fund	069250 - Federal Services - Title III ESSA - ELL	\$0.00	\$0.01	\$0.01	\$0.00	\$0.00	\$0.01	0.00
01 - General Fund	069690 - Federal Services - Title IV, Part A ESSA	\$0.00	\$1,000.00	\$1,000.00	\$0.00	\$0.00	\$1,000.00	0.00
01 - General Fund	080000 - Transfers (Outgoing)	\$0.00	\$15,000.01	\$15,000.01	\$4,346.00	\$0.00	\$10,654.01	28.97

Sub Total		\$1,043,988.35	\$14,205,217.57	\$14,205,217.57	\$6,617,196.31	\$7,966.60	\$7,580,054.66	
------------------	--	-----------------------	------------------------	------------------------	-----------------------	-------------------	-----------------------	--

Current Cash Balance

Sorted by Site ID, Group ID, Activity ID.
From 02/01/2025 to 02/28/2025.

Site ID	Site Name	Beginning Cash	Receipts	Disbursements	Adjustments	Cash Balance
Group ID	Group Name					
Activity ID	Activity Name					
WAYNE WAYNE COMMUNITY SCHOOLS						
A SPORTS						
1005	ATHLETIC	-10,079.84	28,622.50	18,110.15	0.00	432.51
1006	ATHLETIC/STRENGTH & CONDITIONING	303.44	0.00	0.00	0.00	303.44
1007	BASEBALL	4,626.44	0.00	945.00	0.00	3,681.44
1009	BOWLING	6,133.21	5,606.00	1,062.73	0.00	10,676.48
1010	BOYS BASKETBALL	362.38	0.00	0.00	0.00	362.38
1011	GIRLS BASKETBALL	1,437.02	0.00	0.00	0.00	1,437.02
1014	JH FOOTBALL	3,338.64	0.00	0.00	0.00	3,338.64
1015	FOOTBALL	12,333.37	0.00	0.00	0.00	12,333.37
1016	BOYS GOLF	1,249.79	0.00	0.00	0.00	1,249.79
1017	GIRLS GOLF	711.48	0.00	160.56	0.00	550.92
1019	SOFTBALL	4,351.04	0.00	0.00	0.00	4,351.04
1020	TRACK/CROSS COUNTRY	6,241.75	6,770.00	0.00	0.00	13,011.75
1023	UNIFIED BOWLING	4,166.10	0.00	0.00	0.00	4,166.10
1025	VOLLEYBALL	7,819.94	0.00	668.13	0.00	7,151.81
1030	WRESTLING	4,501.91	393.69	0.00	0.00	4,895.60
A Totals:		47,496.67	41,392.19	20,946.57	0.00	67,942.29
B CLUBS & ORGANIZATIONS						
1505	ANNUAL	10,678.85	190.00	3,391.46	0.00	7,477.39
1506	ART CLUB	322.36	0.00	0.00	0.00	322.36
1510	CLOSE-UP	1,064.58	0.00	0.00	0.00	1,064.58
1511	FCCLA	5,891.79	0.00	0.00	0.00	5,891.79
1512	FFA	14,923.18	1,138.00	1,723.71	0.00	14,337.47
1514	FBLA	9,108.54	513.00	994.00	0.00	8,627.54
1515	JH W.E.B. (WHERE EVERYONE BELONGS)	4,366.93	0.00	0.00	0.00	4,366.93
1521	MOCK TRIAL	4,494.77	0.00	510.00	0.00	3,984.77
1525	NATIONAL HONOR SOCIETY	3,276.33	0.00	385.00	0.00	2,891.33
1528	SCIENCE CLUB	0.00	0.00	0.00	0.00	0.00
1530	ONE WORLD CLUB (FORMERLY SPANISH CLUB)	3,965.72	0.00	0.00	0.00	3,965.72
1535	SPEECH TEAM	532.07	3,400.00	1,321.54	0.00	2,610.53
1540	STUDENT COUNCIL	5,514.99	250.00	339.70	0.00	5,425.29
1545	W CLUB	3,328.90	0.00	0.00	0.00	3,328.90
B Totals:		67,469.01	5,491.00	8,665.41	0.00	64,294.60

Current Cash Balance

Sorted by Site ID, Group ID, Activity ID.
From 02/01/2025 to 02/28/2025.

Site ID Group ID	Site Name Group Name	Activity ID	Activity Name	Beginning Cash	Receipts	Disbursements	Adjustments	Cash Balance
C	GRADUATING CLASSES							
	2032		CLASS OF 2021	0.00	0.00	0.00	0.00	0.00
	2033		CLASS OF 2022	0.00	0.00	0.00	0.00	0.00
	2034		CLASS OF 2023	0.00	0.00	0.00	0.00	0.00
	2035		CLASS OF 2024	0.00	0.00	0.00	0.00	0.00
	2036		CLASS OF 2025	450.00	0.00	0.00	0.00	450.00
	2037		CLASS OF 2026	4,705.28	0.00	0.00	0.00	4,705.28
	2038		CLASS OF 2027	1,191.60	0.00	0.00	0.00	1,191.60
	C Totals:			6,346.88	0.00	0.00	0.00	6,346.88
D	ACADEMIC CLUBS							
	2505		BAND	2,684.03	0.00	0.00	0.00	2,684.03
	2515		CHOIR	1,723.72	0.00	180.00	0.00	1,543.72
	D Totals:			4,407.75	0.00	180.00	0.00	4,227.75
E	DISTRICT MONIES							
	3010		DRIVERS EDUCATION	0.00	0.00	0.00	0.00	0.00
	3015		DISTRICT ENTRY FEES	-4,737.81	4,737.81	939.00	0.00	-939.00
	E Totals:			-4,737.81	4,737.81	939.00	0.00	-939.00
F	ATHLETIC SUPPORT GROUPS							
	3505		CHEERLEADERS	6,022.29	410.00	0.00	0.00	6,432.29
	3510		CONCESSIONS	21,580.01	14,910.10	8,673.74	0.00	27,816.37
	3515		POPPER FUND	1,395.20	0.00	0.00	0.00	1,395.20
	F Totals:			28,997.50	15,320.10	8,673.74	0.00	35,643.86
H	VOCATIONAL ORGANIZATIONS							
	4505		INDUSTRIAL ARTS	114.51	0.00	0.00	0.00	114.51
	4510		POWER DRIVE PROGRAM	8,846.04	40.00	333.51	0.00	8,552.53
	H Totals:			8,960.55	40.00	333.51	0.00	8,667.04
I	INVESTMENT							
	5005		SAVINGS ACCOUNT	-14,999.93	0.00	0.00	0.00	-14,999.93
	5010		INTEREST ON CHECKING ACCT.	2,707.05	0.00	0.00	0.00	2,707.05
	I Totals:			-12,292.88	0.00	0.00	0.00	-12,292.88

Current Cash Balance

Sorted by Site ID, Group ID, Activity ID.

From 02/01/2025 to 02/28/2025.

Site ID Group ID	Site Name Group Name	Activity ID	Activity Name	Beginning Cash	Receipts	Disbursements	Adjustments	Cash Balance	
J MISCELLANEOUS									
	5505		BLUE DEVIL "BUCKS	62.21	0.00	0.00	0.00	62.21	
	5508		ONE ACTS (formerly Dinner Theater)	956.76	0.00	0.00	0.00	956.76	
	5512		EMPORIUM	3,309.27	0.00	0.00	0.00	3,309.27	
	5515		GRADES K-6	9,757.77	52.50	899.35	0.00	8,910.92	
	5517		HAL	134.76	0.00	0.00	0.00	134.76	
	5520		HS LIBRARY	2,733.44	0.00	0.00	0.00	2,733.44	
	5530		MUSICAL	24,510.27	0.00	0.00	0.00	24,510.27	
	5535		PADLOCK	81.10	0.00	0.00	0.00	81.10	
	5536		STUDENT ASSISTANCE	3,778.22	0.00	0.00	0.00	3,778.22	
	5537		SPED - TRANSITION (FORMERLY RESOURCE)	3,489.90	154.00	361.92	0.00	3,281.98	
	5538		SIB SHOP	145.64	0.00	0.00	0.00	145.64	
	5540		SPECIAL OLYMPICS	233.85	0.00	0.00	0.00	233.85	
	5544		STAFF SUPPORT SERVICES	26,530.53	863.21	407.03	0.00	26,986.71	
	5545		TAB	21.26	0.00	0.00	0.00	21.26	
	5600		STUDENT FEE FUND	1,012.50	0.00	0.00	0.00	1,012.50	
	5605		STUDENT FEES/CHROMEBOOKS	16,278.56	30.00	0.00	0.00	16,308.56	
J Totals:				<u>93,036.04</u>	<u>1,099.71</u>	<u>1,668.30</u>	<u>0.00</u>	<u>92,467.45</u>	
K MIDDLE GRADES									
	6005		JUNIOR HIGH SCHOOL	517.00	0.00	0.00	0.00	517.00	
	6012		JH SCIENCE	1,648.33	0.00	0.00	0.00	1,648.33	
K Totals:				<u>2,165.33</u>	<u>0.00</u>	<u>0.00</u>	<u>0.00</u>	<u>2,165.33</u>	
WAYNE Activity Totals:				<u>241,849.04</u>	<u>68,080.81</u>	<u>41,406.53</u>	<u>0.00</u>	<u>268,523.32</u>	
<hr/>									
			Begin Balance		Transfers	Receipts	Disbursements	Adjustments	End Balance
			WAYNE Checking:			68,080.81	41,406.53		
			WAYNE Investment:						
			WAYNE Bank Balances:	241,849.04		68,080.81	41,406.53	0.00	268,523.32
<hr/>									
Report Activity Totals:				<u>241,849.04</u>	<u>68,080.81</u>	<u>41,406.53</u>	<u>0.00</u>	<u>268,523.32</u>	