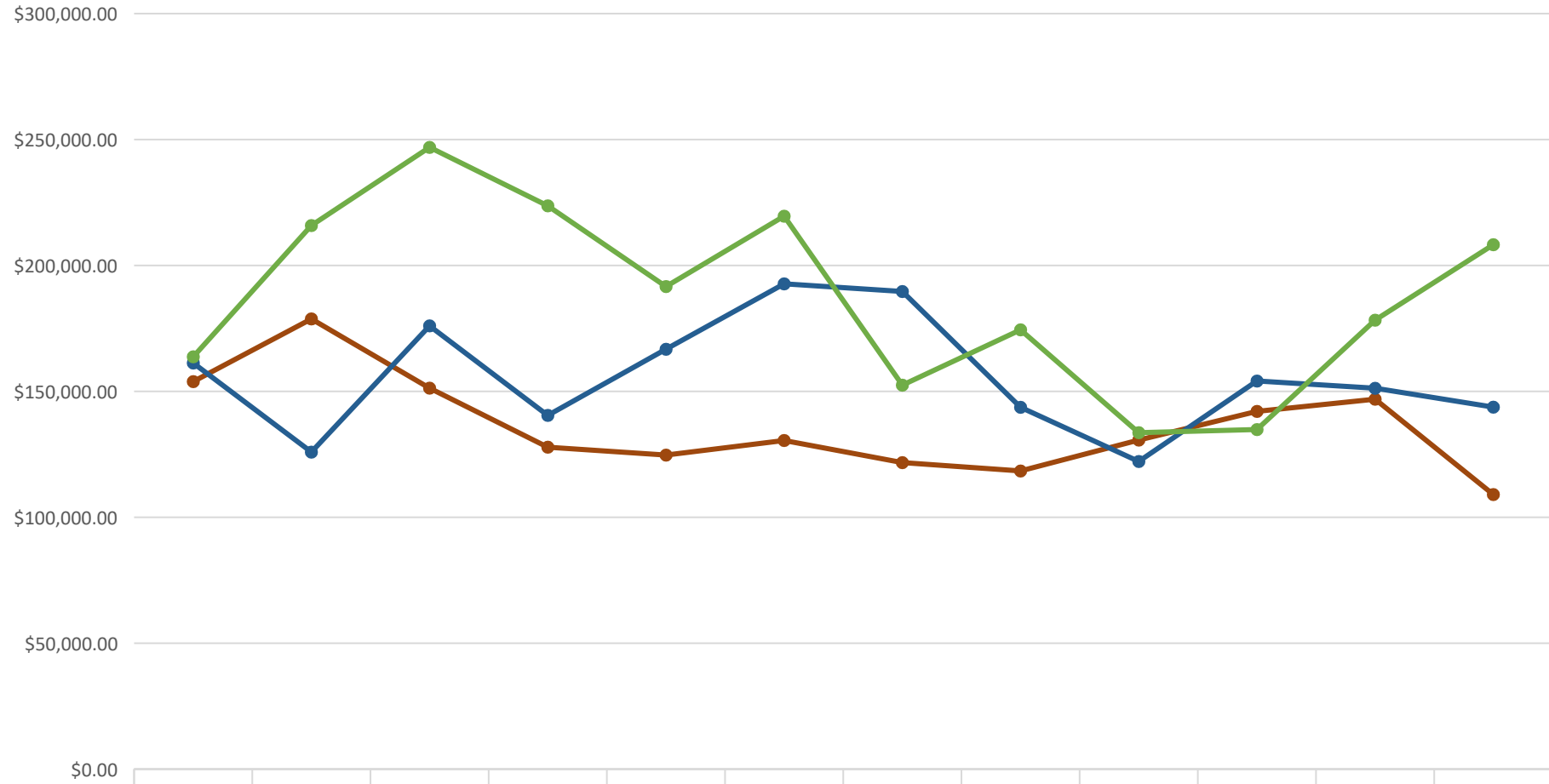
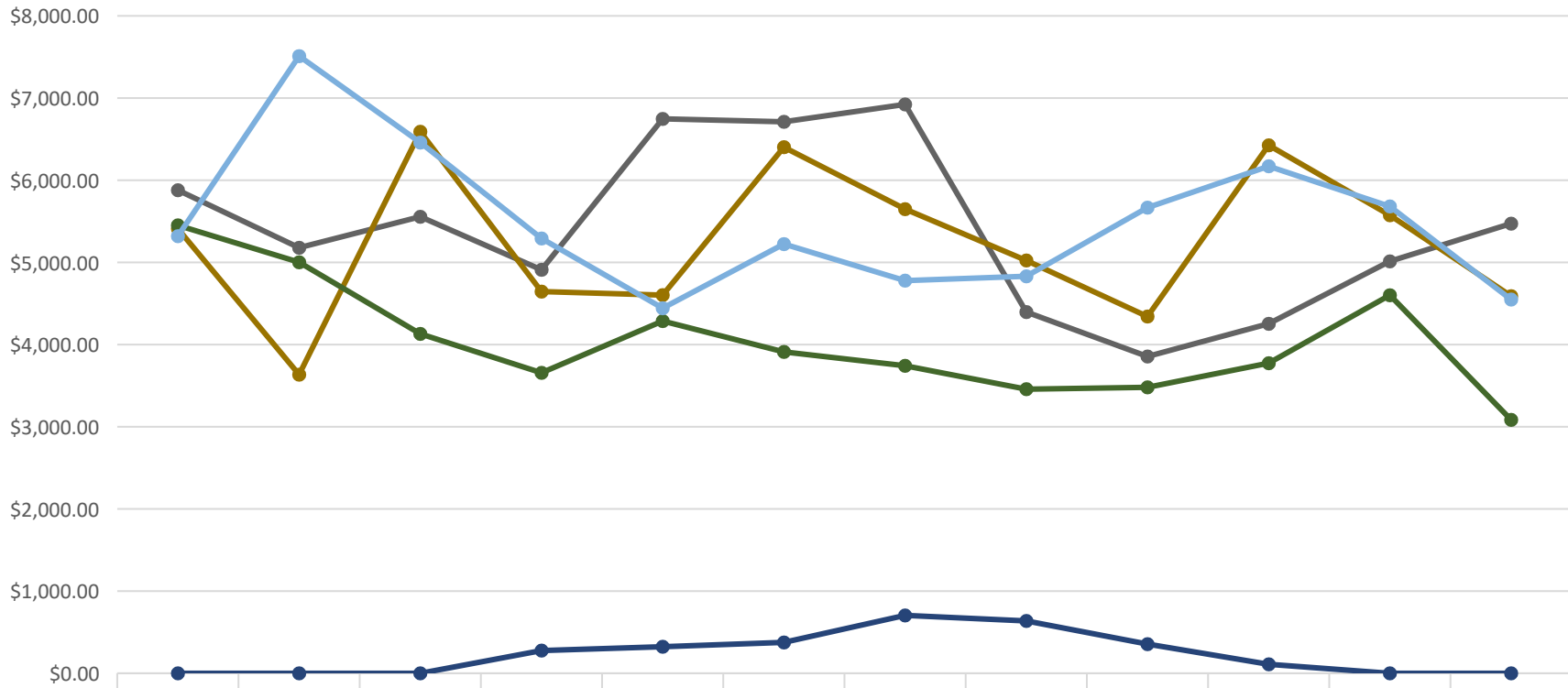


# GROSS SALES



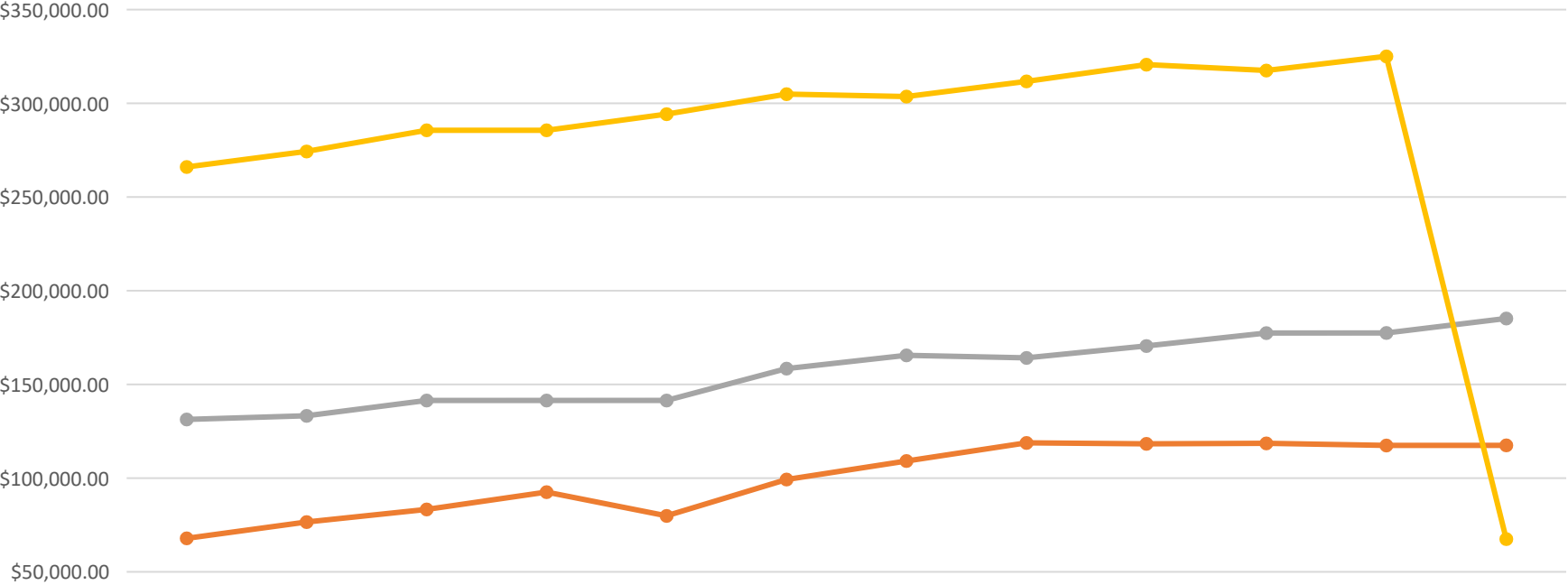
— Gross Sales 2025	\$153,877.47	\$178,765.80	\$151,290.75	\$127,837.72	\$124,713.43	\$130,500.28	\$121,725.21	\$118,410.00	\$130,672.84	\$142,063.22	\$146,901.04	\$109,045.41	
— Gross Sales 2024	\$161,278.58	\$125,912.15	\$176,004.76	\$140,460.30	\$166,753.19	\$192,709.78	\$189,669.97	\$143,684.55	\$122,180.34	\$154,136.93	\$151,261.75	\$143,754.84	
— Gross Sales 2023	\$163,724.17	\$215,871.22	\$246,916.38	\$223,676.47	\$191,626.58	\$219,588.51	\$152,481.91	\$174,438.02	\$133,601.38	\$134,855.41	\$178,299.44	\$208,247.16	

# Outlet Commissions



My Bar 2024	\$5,879.32	\$5,179.04	\$5,556.26	\$4,910.26	\$6,747.18	\$6,711.17	\$6,922.99	\$4,396.64	\$3,855.37	\$4,254.11	\$5,013.88	\$5,472.36
Eagles 2024	\$5,410.18	\$3,634.81	\$6,590.75	\$4,645.36	\$4,602.10	\$6,402.24	\$5,649.15	\$5,023.82	\$4,341.59	\$6,425.96	\$5,574.44	\$4,590.48
Old Main 2024	\$0.00	\$0.00	\$0.00	\$276.60	\$323.45	\$376.28	\$704.76	\$637.45	\$355.66	\$109.51	\$0.00	\$0.00
My Bar 2025	\$5,451.39	\$5,002.38	\$4,130.84	\$3,656.71	\$4,286.68	\$3,911.04	\$3,742.44	\$3,457.41	\$3,479.94	\$3,774.24	\$4,601.61	\$3,085.14
Eagles 2025	\$5,320.03	\$7,511.23	\$6,459.52	\$5,291.93	\$4,443.26	\$5,223.98	\$4,778.33	\$4,831.29	\$5,667.15	\$6,170.19	\$5,681.46	\$4,548.04

# Community Betterment Funds



	OCT	NOV	DEC	JAN	FEB	MAR	APR	MAY	JUN	JUL	AUG	SEP
Community Betterment 2025	\$131,322.96	\$133,278.25	\$141,451.82	\$141,457.34	\$141,467.85	\$158,442.06	\$165,532.11	\$164,185.75	\$170,544.10	\$177,431.73	\$177,458.21	\$185,192.62
Community Betterment 2024	\$67,878.90	\$76,596.59	\$83,312.17	\$92,563.83	\$79,899.83	\$99,261.98	\$109,133.22	\$118,835.45	\$118,304.39	\$118,583.12	\$117,466.86	\$117,483.24
Community Betterment 2023	\$266,038.25	\$274,357.49	\$285,607.69	\$285,602.74	\$294,226.47	\$304,912.67	\$303,608.61	\$311,690.15	\$320,658.89	\$317,524.50	\$325,084.31	\$67,468.96