

**City of Crete
Treasurer's Report**

	fy 2023	5/31/2024	Cash	Budget	Year to date	Percent	Budget	Year to date	Percent
	66.67%		Balance	Revenue	Revenue	Revenue	Expense	Expense	Expense
UTILITIES	001-1000	Electric Fund CBT	\$3,288,505.60	\$11,859,820.00	\$7,145,566.14	60%	\$11,859,820.00	\$7,788,225.16	66%
	001-1005	Consumer Deposits PINN	\$163,294.67						
	001-1008	NE Class	\$1,033,017.91						
	001-1006	Consumer Deposit CDs PINN	\$348,000.00						
	001-1009	Revenue ACH PINN	\$6,279.58						
	001-1015	Electric CDs CBT WF	\$3,322,688.10						
	002-1000	Water Fund CBT	\$3,791.50	\$1,062,750.00	\$711,470.58	67%	\$1,062,750.00	\$616,007.35	58%
	002-1015	Water CDs CBT	\$400,000.00						
	003-1000	Sewer Fund CBT	\$1,340,952.16	\$1,720,750.00	\$1,273,779.60	74%	\$1,720,750.00	\$1,077,266.83	63%
	003-1002	Sewer USDA Equipment CE	\$164,472.40						
	003-1003	Sewer USDA Reserve CBT	\$175,517.92						
	003-1008	NE Class	\$1,033,017.91						
AIRPORT	050-1010	Airport Purposes PINN	\$196,154.19	\$266,900.00	\$91,413.05	34%	\$265,900.00	\$93,697.64	35%
GENERAL	101-1000	General Fund PINN	\$844,943.99	\$4,262,230.00	\$2,961,749.19	69%	\$4,262,230.00	\$2,759,688.87	65%
	101-1042	Brick Fund PINN	\$624.40						
	102-1015	City Sales Tax PINN	\$111,688.48	\$2,300,000.00	\$1,689,552.49	73%	\$2,300,000.00	\$1,689,405.51	73%
	103-1000	Keno Fund PINN	\$90,857.11	\$120,000.00	\$71,158.49	59%	\$120,000.00	\$29,790.00	25%
	103-1007	Keno Prize Reserve	\$0.00						
	103-1015	Keno Savings PINN	\$43,276.11						
	150-1000	General Obligation Bonds PI	\$381,516.10	\$596,650.00	\$680,812.59	114%	\$596,650.00	\$348,414.00	58%
	150-1015	LB357 Bond Savings (UBT)	\$230,934.17						
	171-1000	Insurance Contingency PINN	\$98,794.70	\$100,000.00	\$0.00	0%	\$100,000.00	\$8,765.41	9%
	173-1000	Capital Reserve Checking P	\$1,011,623.15	\$180,950.00	\$18,412.29	10%	\$180,950.00	\$19,600.00	11%
173-1043	Capital Reserve Savings PINN	\$253,342.06							
POLICE	201-1000	Police Department PINN	\$628,488.43	\$1,912,844.00	\$1,273,406.46	67%	\$1,912,844.00	\$1,356,261.05	71%
	202-1000	Communications Center PINN	\$180,586.55	\$341,500.00	\$233,650.21	68%	\$341,500.00	\$226,967.19	66%
	203-1000	Community Service PINN	\$133,084.97	\$81,050.00	\$52,289.20	65%	\$81,050.00	\$57,393.58	71%
	204-1000	Stop Fund PINN	\$2,485.28	\$2,585.28	\$175.00	7%	\$2,585.28	\$0.00	0%
	205-1000	K9 Fund PINN	\$4,986.18	\$6,475.00	\$1,549.64	24%	\$6,475.00	\$1,997.08	31%

**City of Crete
Treasurer's Report**

	fy 2023	5/31/2024	Cash		Budget	Year to date	Percent		Budget	Year to date	Percent
	66.67%	Fund	Balance		Revenue	Revenue	Revenue		Expense	Expense	Expense
FIRE & RESCUE	301-1000 Fire Dept. Operations PINN		\$87,656.25		\$156,800.00	\$106,533.36	68%		\$156,300.00	\$94,542.40	60%
	302-1000 Rescue PINN		-\$89,384.36		\$400,000.00	\$145,588.14	36%		\$400,000.00	\$242,273.53	61%
	303-1000 Fire Equipment PINN		\$35,890.24		\$105,000.00	\$36,822.50	35%		\$105,000.00	\$29,069.04	28%
	304-1000 Fire Equipment II PINN		-\$123,967.96		\$3,170,000.00	\$110,335.71	3%		\$3,170,000.00	\$263,724.83	8%
	304-1043 Fire Equipment II Savings PI		\$152,735.63								
	304-1014 Fire Equipment II Invest NP/		\$53,091.38								
	304-1015 Fire Equipment II CDs PINN		\$50,000.00								
STREETS	401-1000 Street & Grade PINN		\$1,389,191.63		\$1,137,800.00	\$781,915.82	69%		\$1,137,800.00	\$656,818.69	58%
	401-1015 Street & Grade PINN		\$236,000.00								
PUBLIC WORKS	501-1000 City Hall PINN		\$75,200.74		\$57,150.00	\$38,100.00	67%		\$57,150.00	\$36,612.91	64%
	502-1000 Community Center PINN		-\$48,311.14		\$162,350.00	\$8,080.00	5%		\$162,350.00	\$122,400.53	75%
	503-1000 Community Room/Shelter PI		\$44,520.73		\$28,800.00	\$18,482.00	64%		\$27,800.00	\$11,292.66	41%
	511-1000 Transfer Station PINN		\$121,382.16		\$37,500.00	\$41,767.76	111%		\$37,500.00	\$24,541.47	65%
	512-1000 Landfill Reserve PINN		\$301,924.26		\$16,100.00	\$10,733.36	67%		\$16,100.00	\$0.00	0%
	521-1000 Parks Maintenance PINN		\$196,882.65		\$289,500.00	\$200,868.82	69%		\$289,500.00	\$219,571.36	76%
	522-1000 Swimming Pool Maintenance		\$177,127.11		\$49,800.00	\$33,200.00	67%		\$49,800.00	\$15,062.32	30%
	531-1000 Capitol Outlay PINN		\$230,142.84		\$300,505.00	\$202,003.36	67%		\$300,505.00	\$117,052.13	39%
	531-1015 Capitol Outlay CDs PINN		\$90,000.00								
	532-1000 Capitol Improvements PINN		-\$1,502,066.72		\$3,081,950.00	\$207,100.35	7%		\$3,081,950.00	\$1,219,741.94	40%
	532-1043 Capitol Improvements BANs		\$93,798.81								
CEMETERY	551-1000 FEMA Disaster PINN		-\$1,983.86		\$0.00	\$0.00	0%		\$0.00	\$2,028.83	0%
	561-1000 ARPA PINN		\$271,597.04		\$0.00	\$0.00	0%		\$0.00	\$0.00	0%
	601-1000 Cemetery Maintenance PINN		\$66,952.68		\$93,650.00	\$59,033.27	63%		\$93,650.00	\$60,707.31	65%
	601-1010 Kunc Memorial Fund CBT		\$5,263.44								
	601-1014 Maintenance Perpetual CD (\$22,000.00								
601-1015 Maintenance CDs CBT		\$10,000.00									
602-1000 Cemetery Perpetual Care PI		\$22,527.81		\$3,000.00	\$1,153.50	38%		\$3,000.00	\$241.00	8%	
602-1010 Moser/Chrastil Memorial Fund CBT		\$1,273.52									
602-1015 Perpetual Care CDs PINN		\$107,000.00									

**City of Crete
Treasurer's Report**

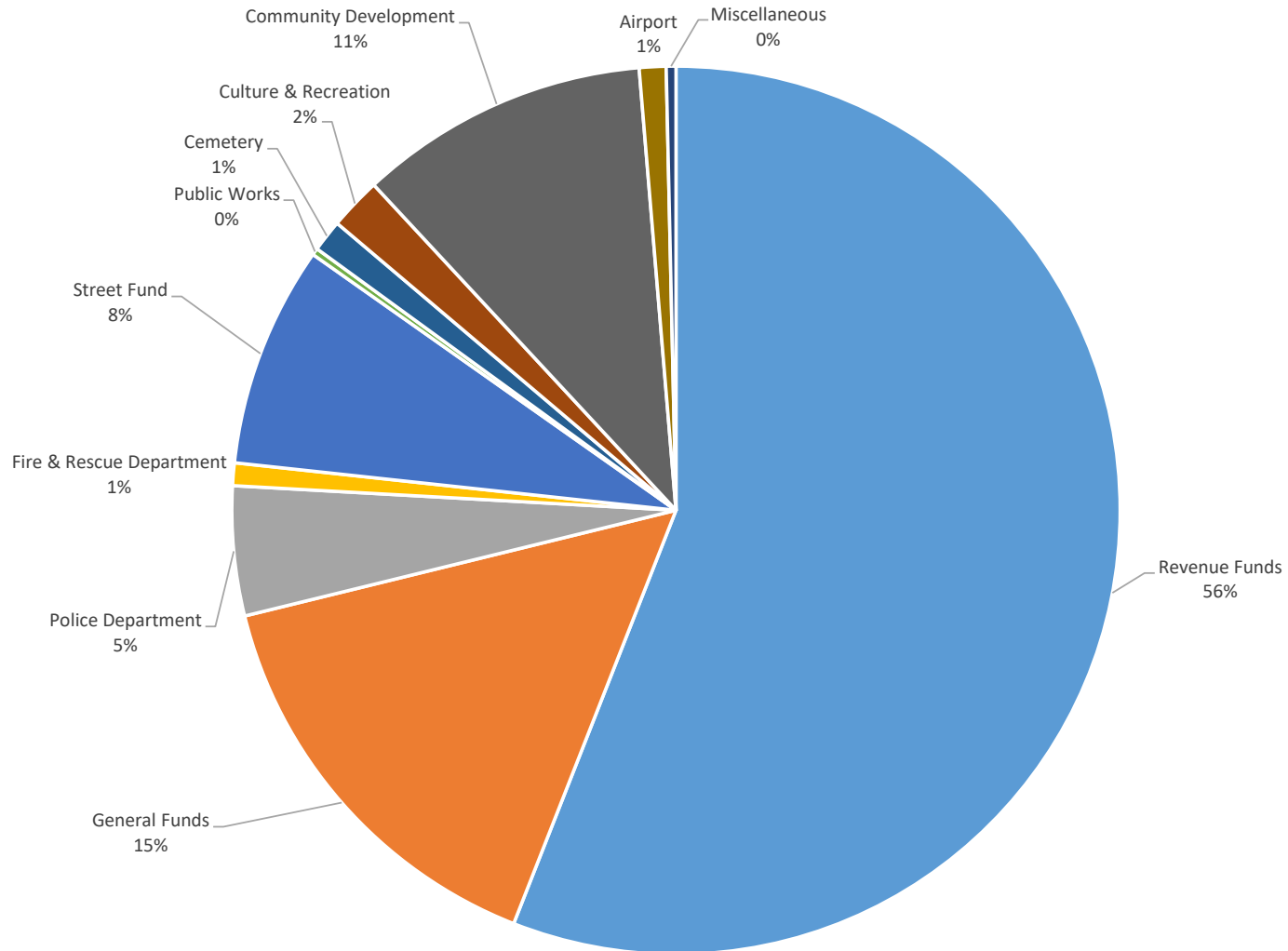
	fy 2023	5/31/2024	Cash		Budget	Year to date	Percent		Budget	Year to date	Percent
	66.67%	Fund	Balance		Revenue	Revenue	Revenue		Expense	Expense	Expense
CULTURE & RECREATION	701-1000 Library Operations PINN		\$123,297.97		\$619,800.00	\$415,707.03	67%		\$619,800.00	\$433,034.52	70%
	702-1000 Library Reserve PINN		\$14,063.25		\$16,200.00	\$3,364.91	21%		\$16,200.00	\$4,291.93	26%
	702-1014 Daughterty Library Reserve CDs PII		\$0.00								
	702-1015 Library Reserve CDs PINN		\$0.00								
	721-1000 Recreation Programs PINN		\$176,960.99		\$90,000.00	\$53,676.34	60%		\$90,000.00	\$83,410.00	93%
	722-1000 Swimming Pool Programs P		\$69,506.56		\$132,200.00	\$49,585.61	38%		\$132,200.00	\$30,475.43	23%
COMMUNITY DEVELOPMENT	801-1000 Economic Development PIN		-\$321,018.71		\$2,355,000.00	\$460,643.26	20%		\$2,355,000.00	\$1,078,340.71	46%
	801-1014 ED Loan Guarantee Fund PI		\$551,117.40								
	801-1043 LB840 Savings PINN		\$1,800,506.00								
	802-1000 Tax Increment Financing PI		\$209,613.07		\$180,500.00	\$152,707.54	85%		\$180,500.00	\$64,882.41	36%
	810-1000 CCCFF Theater PINN		-\$140,214.49		\$0.00	\$0.00	#DIV/0!		\$0.00	\$8,299.91	#DIV/0!
	851-1000 CDBG Housing PINN		-\$3,175.22		\$0.00	\$28.27	#DIV/0!		\$0.00	\$0.00	0%
	851-1043 Housing Savings PINN		\$37,617.12								
	852-1000 CDBG DTR PINN		-\$574.02		\$165,000.00	\$50,337.72	31%		\$165,000.00	\$50,337.72	31%
853-1000 CDBG Streets PINN		\$0.00		\$0.00	\$0.00	0%		\$0.00	\$0.00	0%	
MISC.	951-1000 Payroll PINN		\$61,289.55								
	952-1010 Health Insurance CBT		\$5,534.70		\$45,000.00	\$16,375.90	0%		\$45,000.00	\$17,470.16	0%
	953-1010 Cafeteria Fund CBT		\$4,268.47								
	Totals		\$20,158,161.14		\$37,508,109.28	\$19,409,129.46	52%		\$37,505,609.28	\$20,959,703.41	56%

**City of Crete
Treasurer's Report**

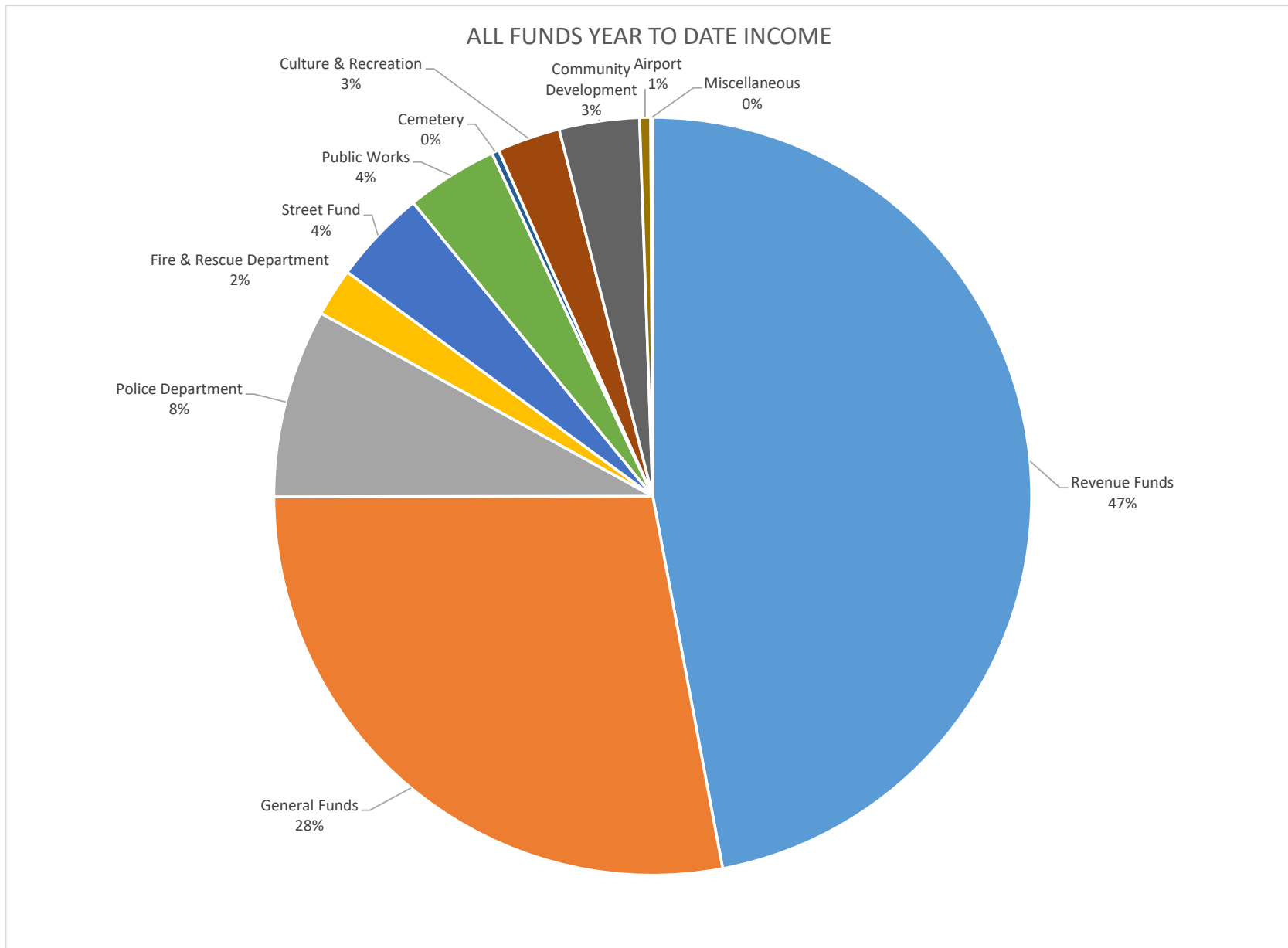
fy 2023	5/31/2024	Cash		Budget	Year to date	Percent		Budget	Year to date	Percent
66.67%	Fund	Balance		Revenue	Revenue	Revenue		Expense	Expense	Expense
	Revenue Funds	\$11,279,537.75		\$14,643,320.00	\$9,130,816.32	62%		\$14,643,320.00	\$9,481,499.34	65%
	General Funds	\$3,067,600.27		\$7,559,830.00	\$5,421,685.05	72%		\$7,559,830.00	\$4,855,663.79	64%
	Police Department	\$949,631.41		\$2,344,454.28	\$1,561,070.51	60%		\$2,344,454.28	\$1,642,618.90	93%
	Fire & Rescue Department	\$166,021.18		\$3,831,800.00	\$399,279.71	10%		\$3,831,300.00	\$629,609.80	16%
	Street Fund	\$1,625,191.63		\$1,137,800.00	\$781,915.82	69%		\$1,137,800.00	\$656,818.69	58%
	Public Works	\$50,214.62		\$4,023,655.00	\$760,335.65	19%		\$4,022,655.00	\$1,768,304.15	44%
	Cemetery	\$235,017.45		\$96,650.00	\$60,186.77	62%		\$96,650.00	\$60,948.31	63%
	Culture & Recreation	\$383,828.77		\$858,200.00	\$522,333.89	61%		\$858,200.00	\$551,211.88	64%
	Community Development	\$2,133,871.15		\$2,700,500.00	\$663,716.79	25%		\$2,700,500.00	\$1,201,860.75	45%
	Airport	\$196,154.19		\$266,900.00	\$91,413.05	34%		\$265,900.00	\$93,697.64	35%
	Miscellaneous	\$71,092.72		\$45,000.00	\$16,375.90	0%		\$45,000.00	\$17,470.16	0%
	Total All Funds	\$20,158,161.14		\$37,508,109.28	\$19,409,129.46	52%		\$37,505,609.28	\$20,959,703.41	56%
				DEBT	Principal	Interest		Total		Annual
				General Obligation	\$2,475,000.00	\$136,413.75		\$2,611,413.75		\$319,905.00
				Other Tax Funds	\$4,305,000.00	\$1,377,360.01		\$5,682,360.01		\$83,500.00
				Revenue Funds	\$8,932,267.00	\$948,694.67		\$9,880,961.67		\$223,500.00
				Total	\$15,712,267.00	\$2,462,468.43		\$18,174,735.43		\$626,905.00

City of Crete
Treasurer's Report

ALL FUNDS CASH

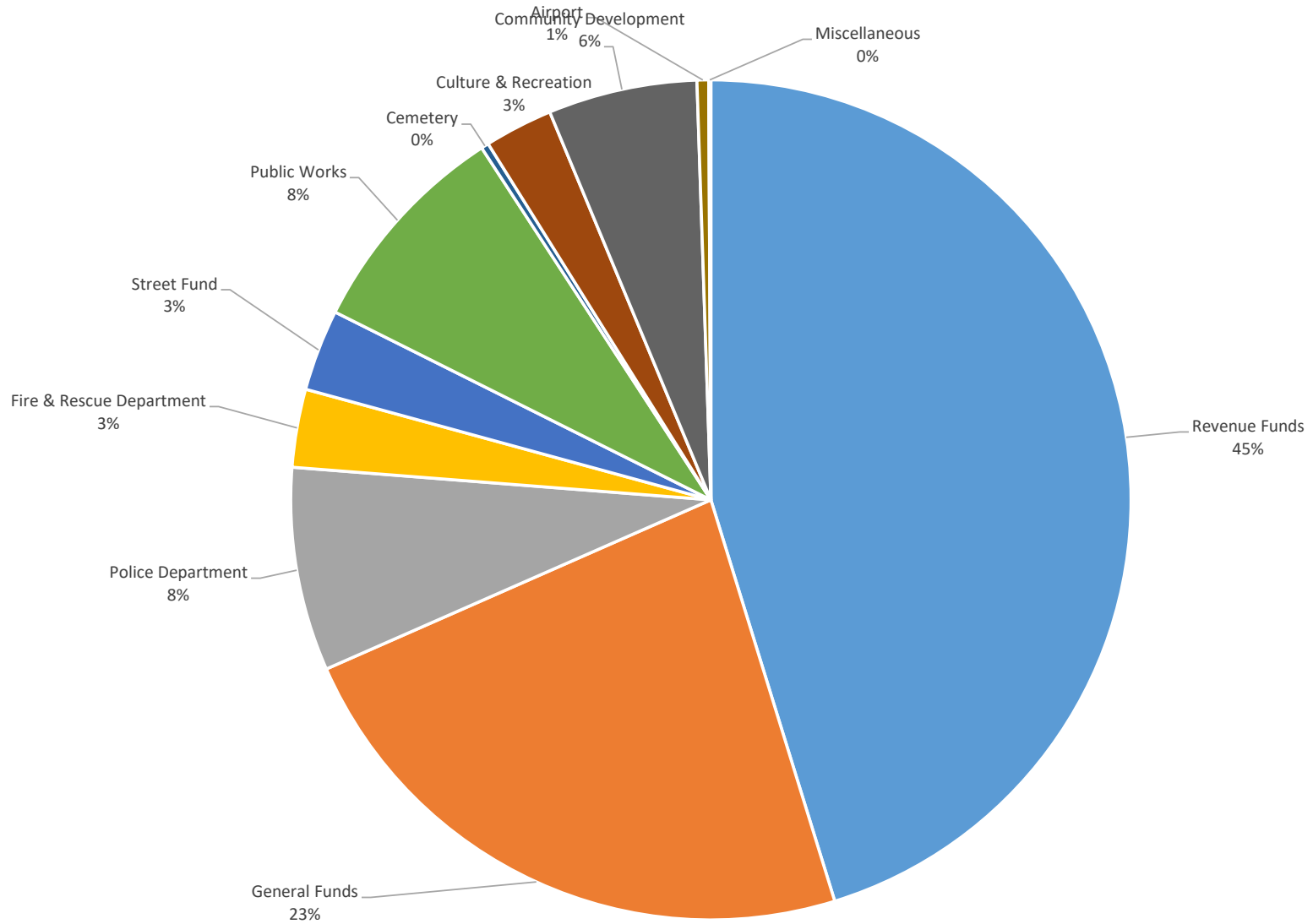


City of Crete
Treasurer's Report



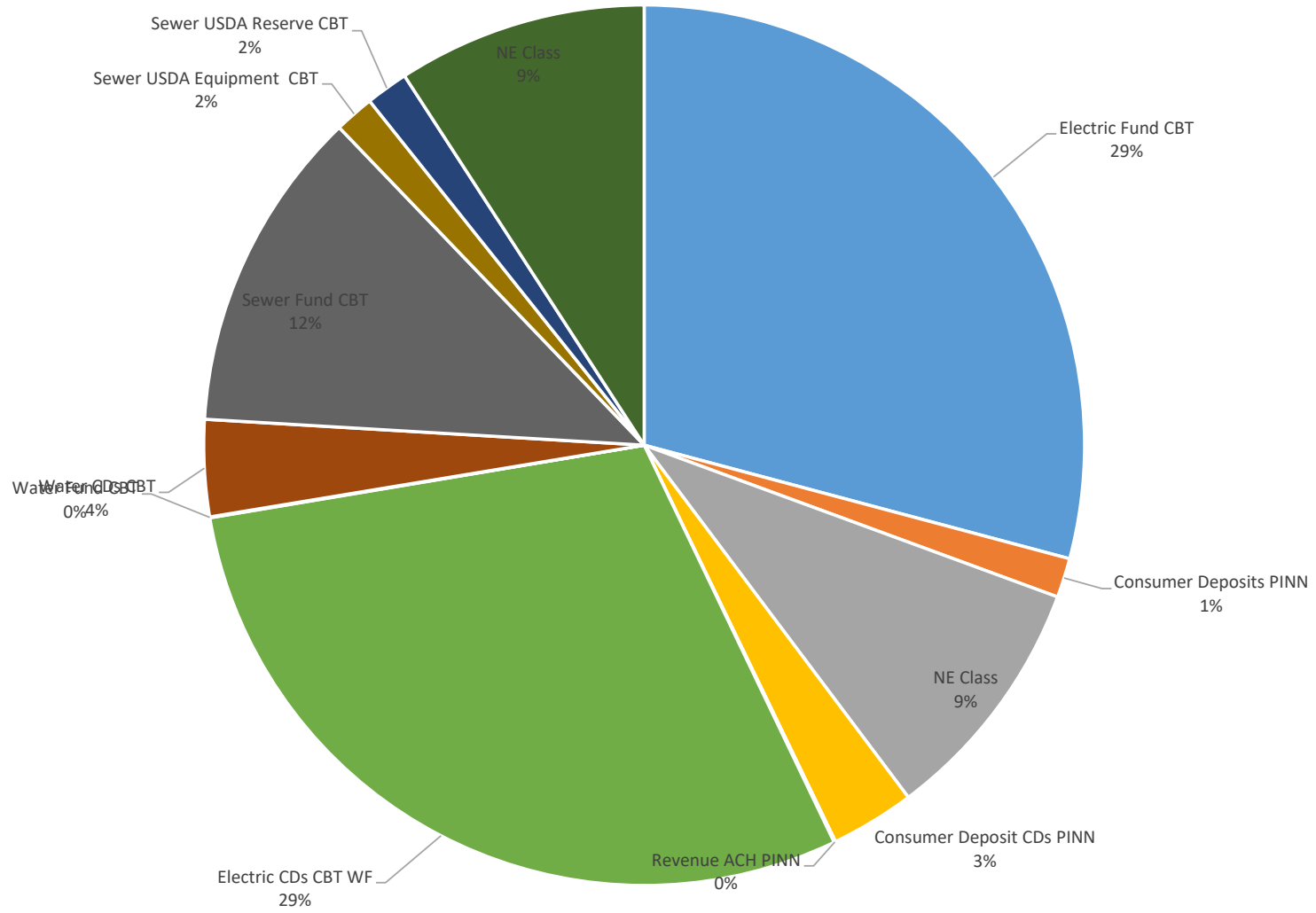
City of Crete
Treasurer's Report

ALL FUNDS YEAR TO DATE EXPENSES



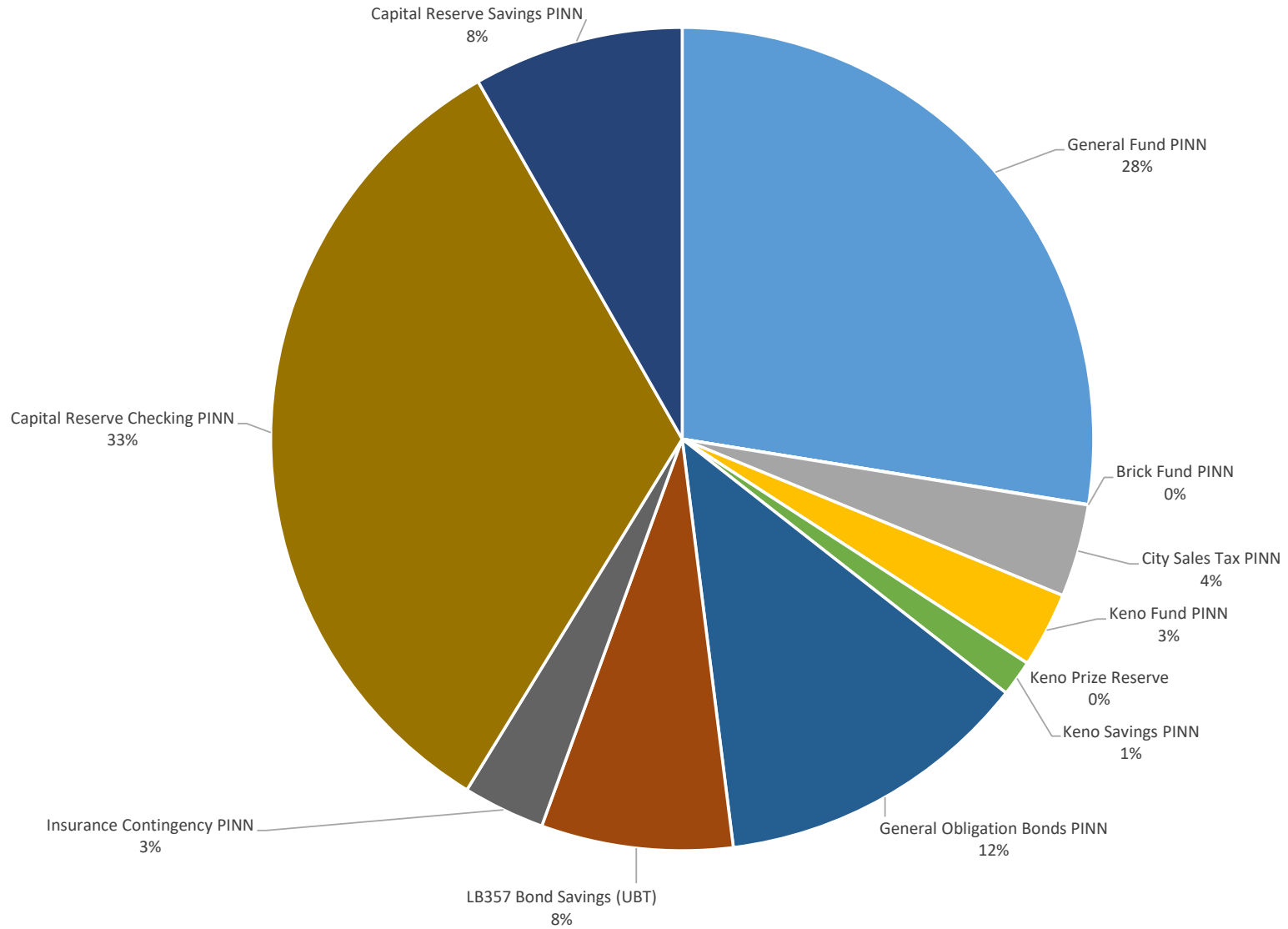
City of Crete
Treasurer's Report

UTILITY FUNDS CASH

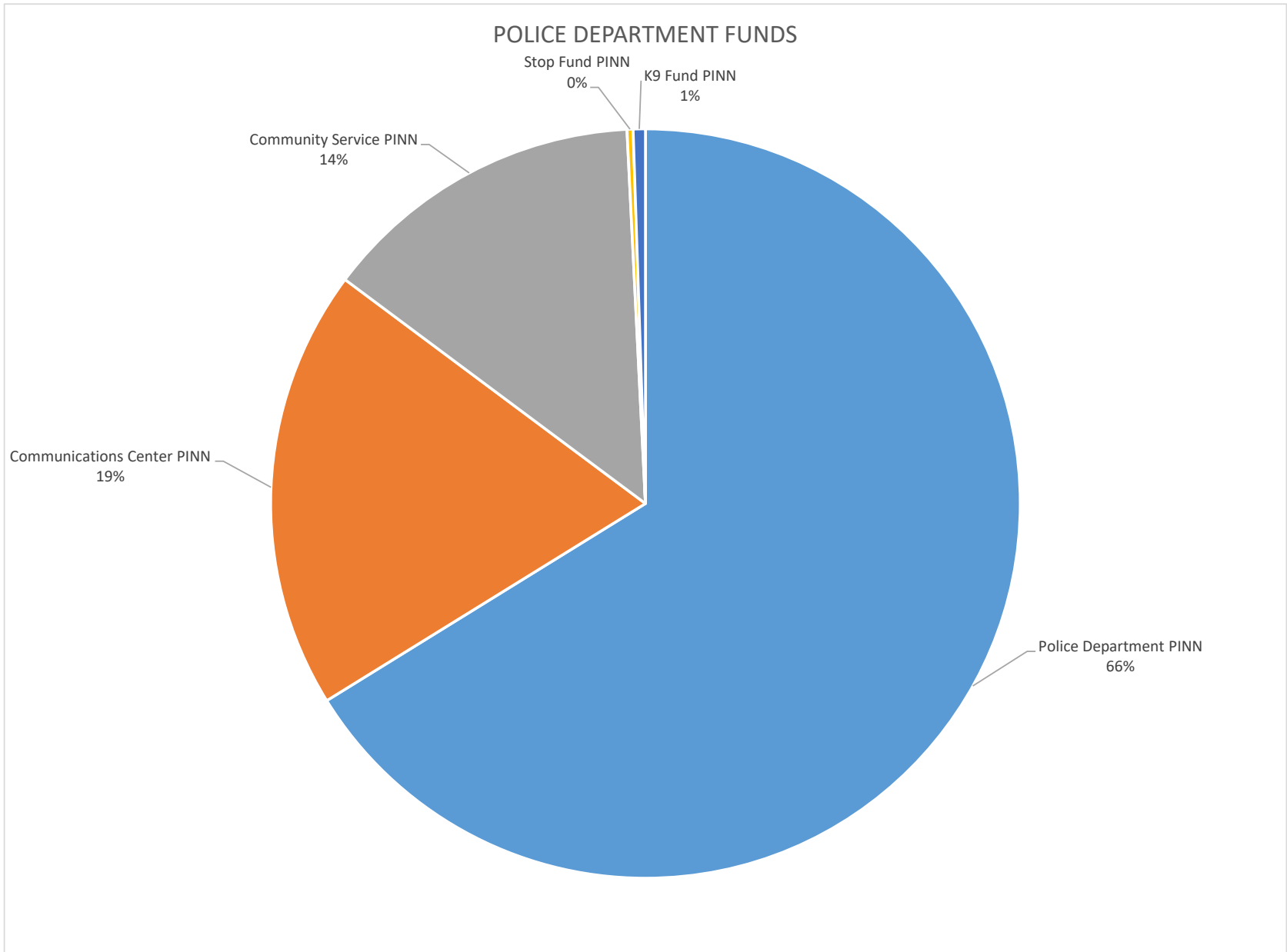


City of Crete
Treasurer's Report

GENERAL FUND CASH

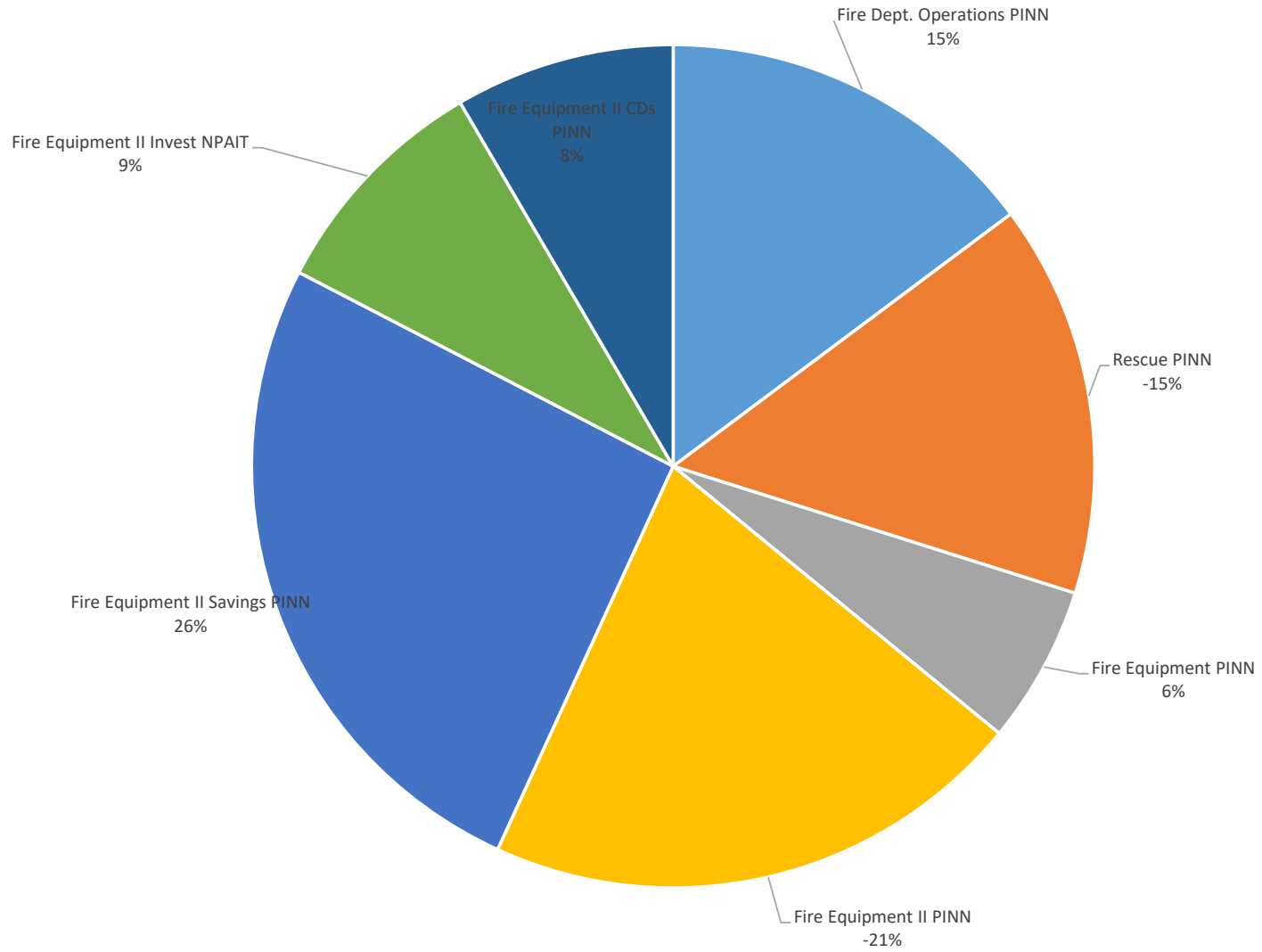


City of Crete
Treasurer's Report



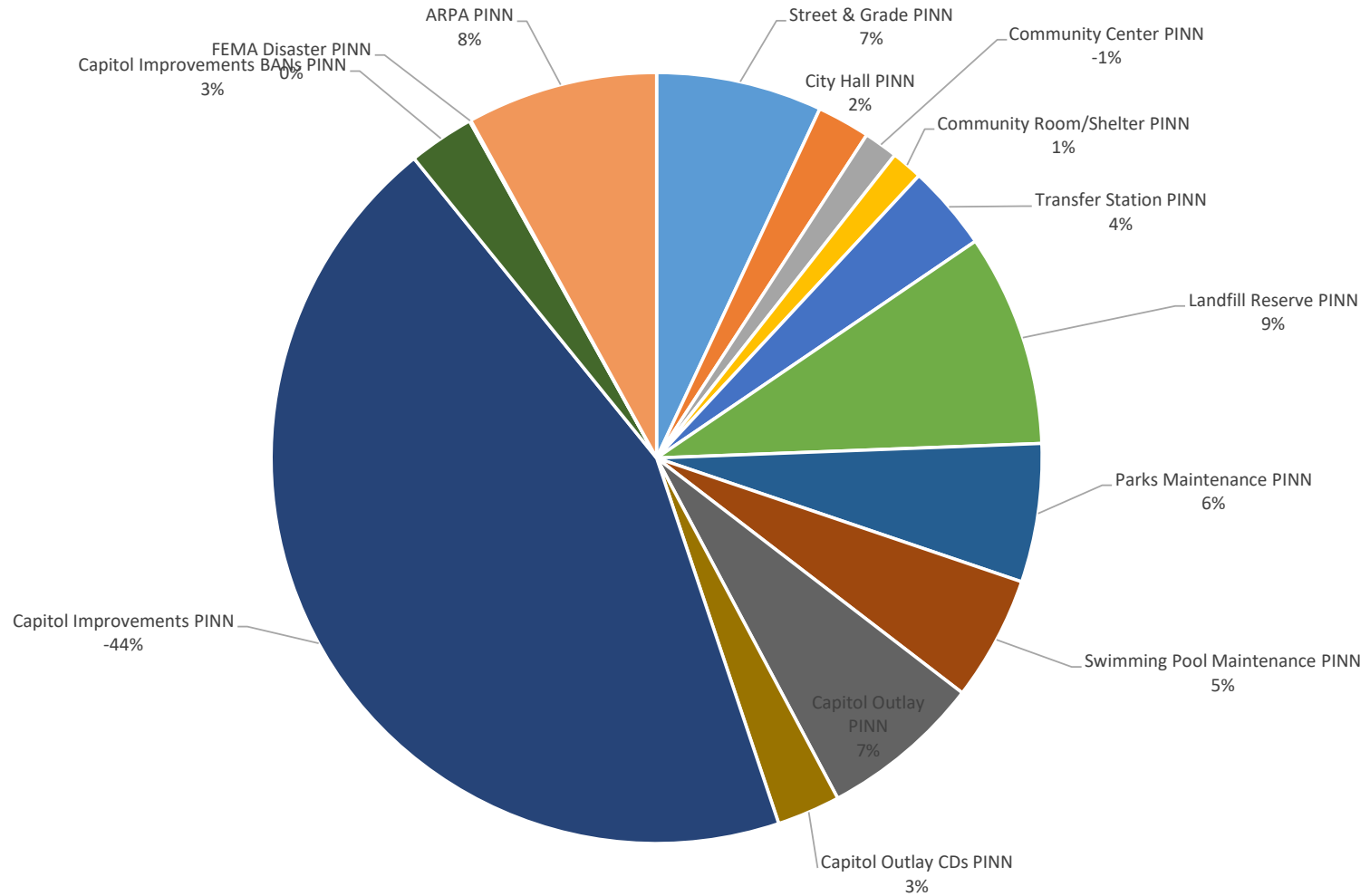
City of Crete
Treasurer's Report

FIRE & RESCUE FUNDS



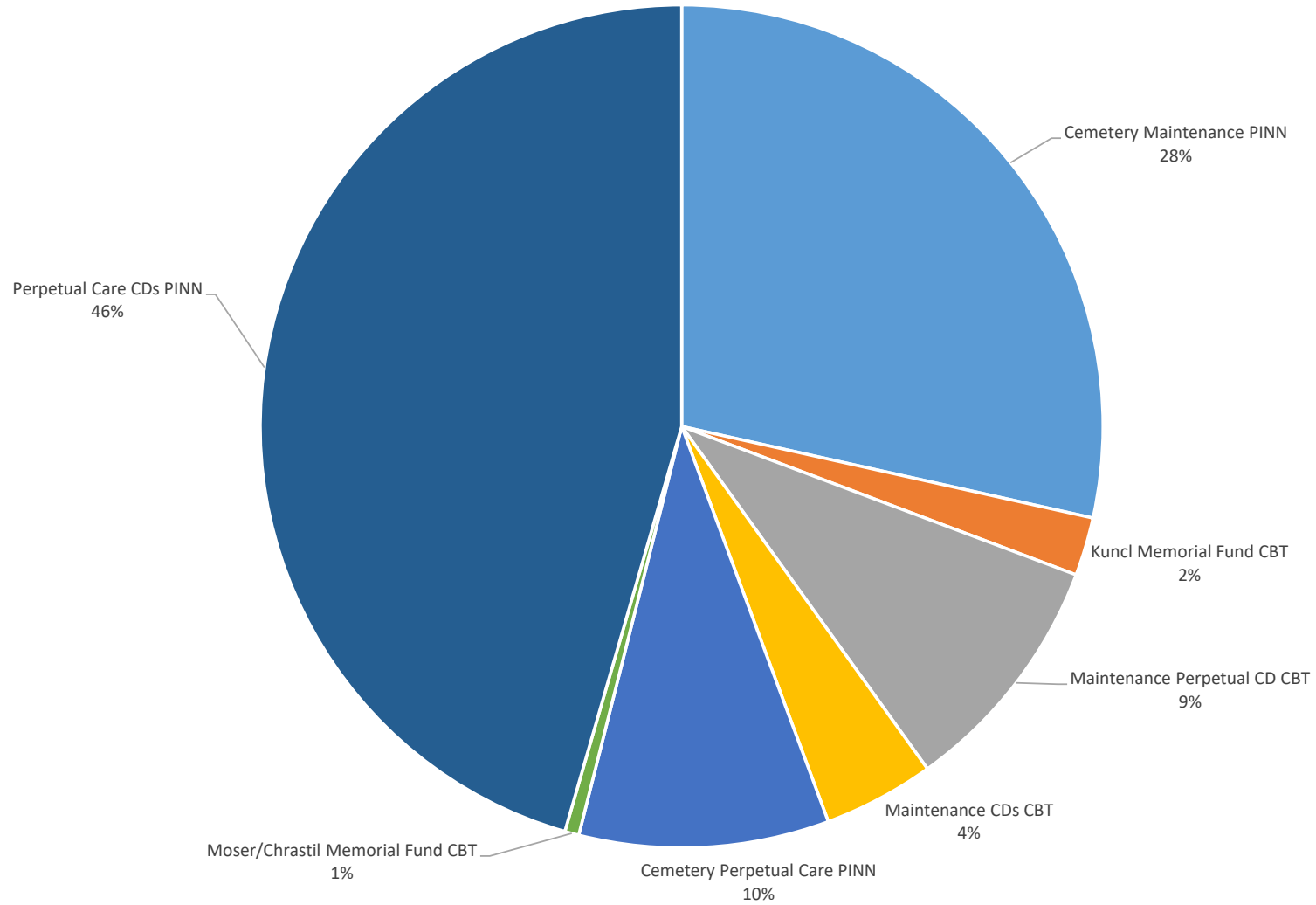
City of Crete
Treasurer's Report

PUBLIC WORKS FUNDS



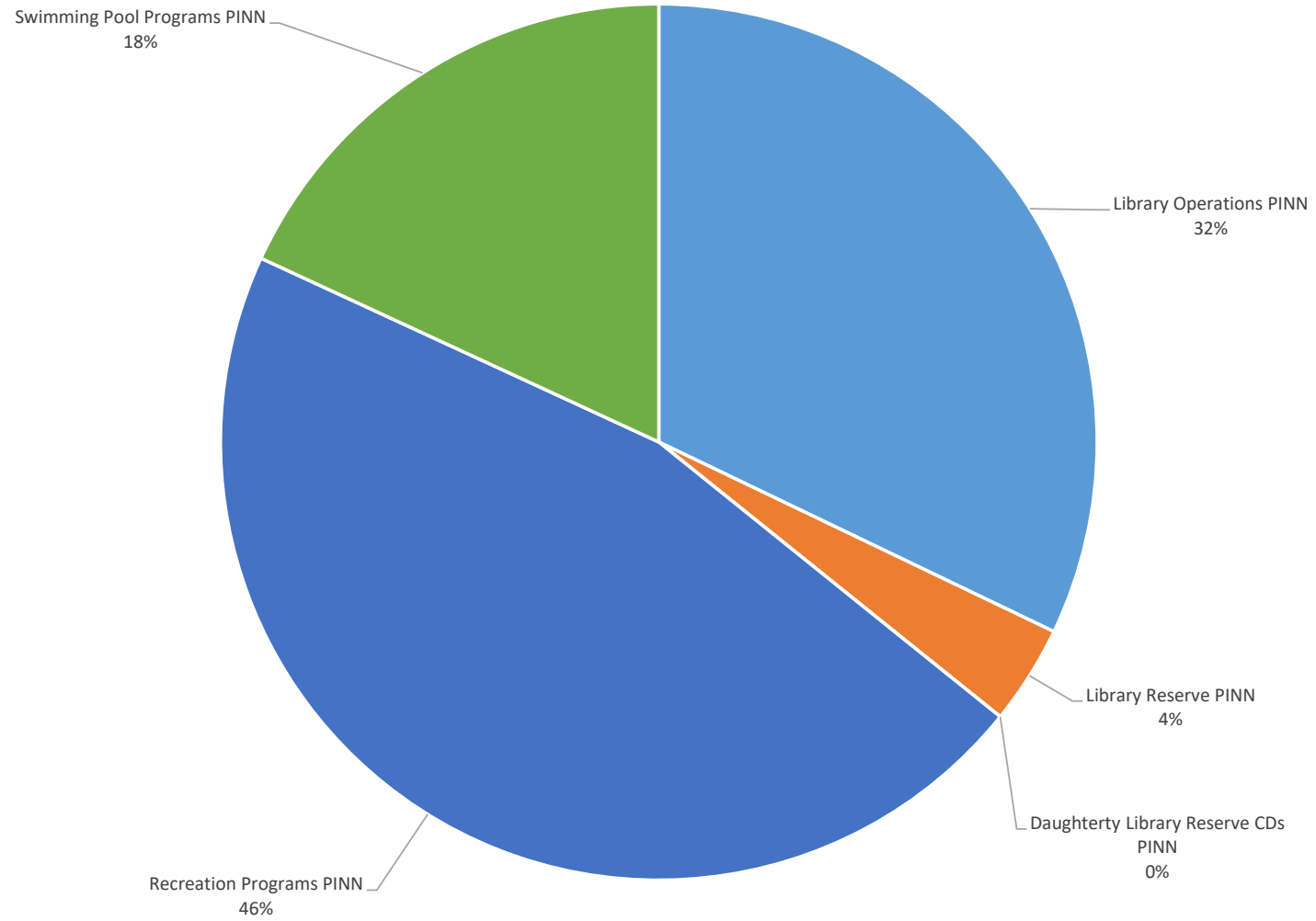
City of Crete
Treasurer's Report

CEMETERY FUNDS

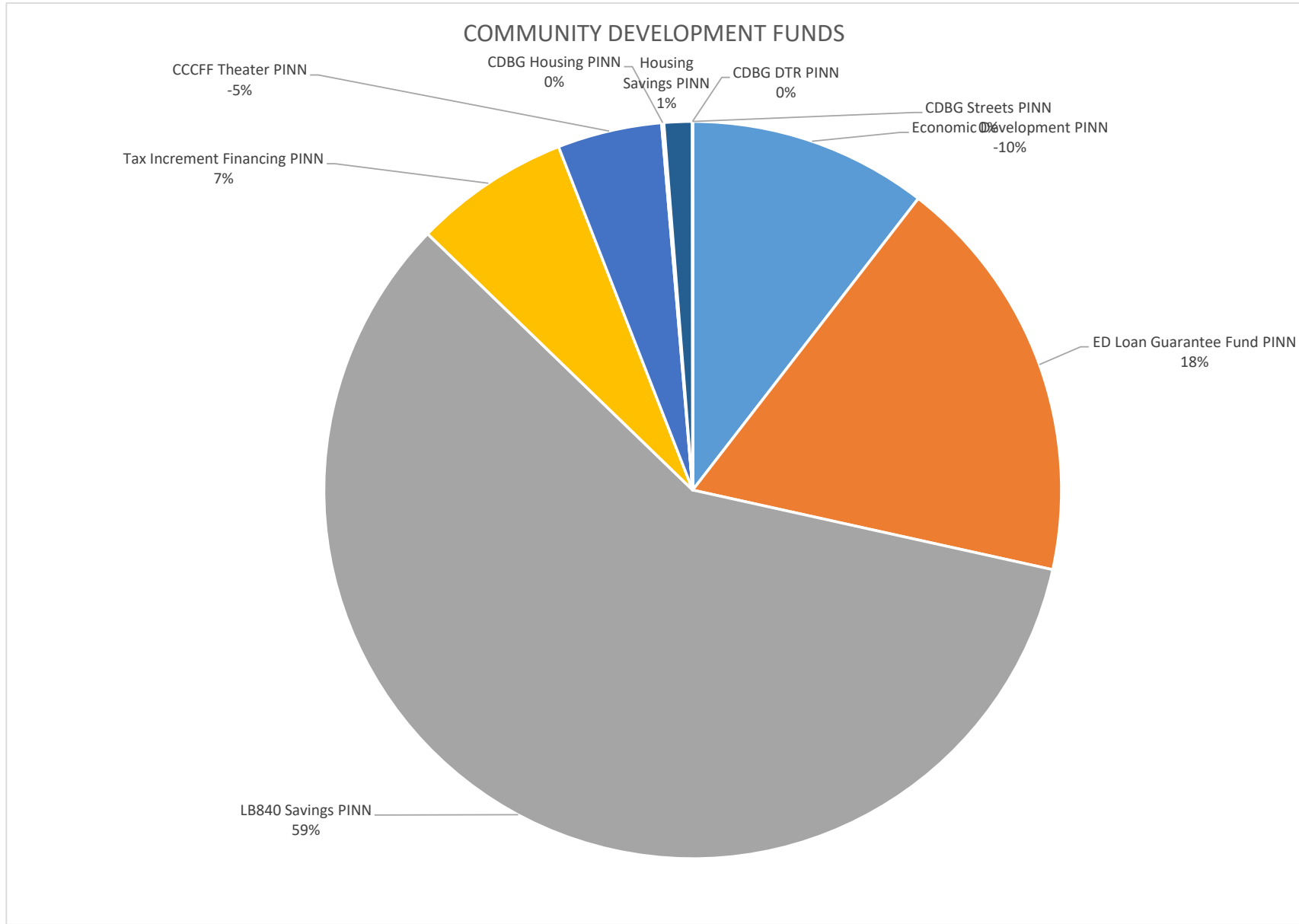


City of Crete
Treasurer's Report

CULTURAL AND RECREATION FUNDS

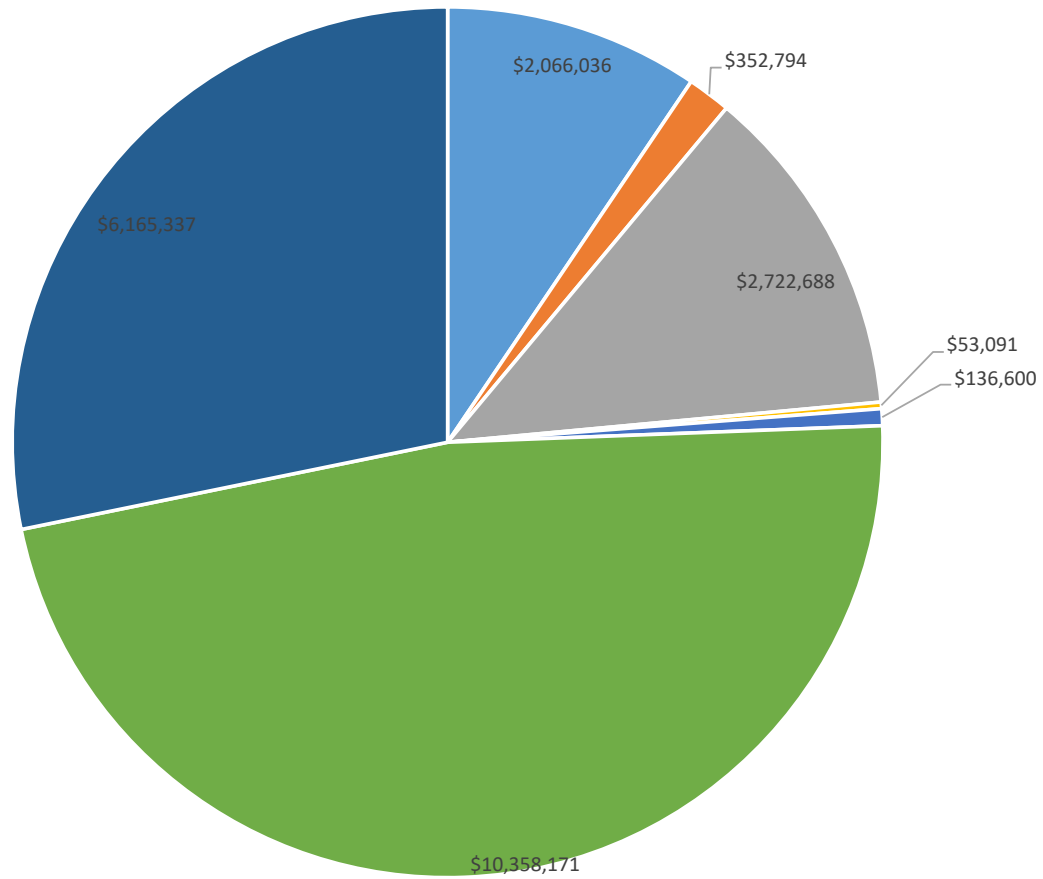


City of Crete
Treasurer's Report



**City of Crete
Treasurer's Report**

Financial Institution Distribution



■ Nebraska Class 9.45% ■ XBP Utah 1.61% ■ WELLS FARGO Lincoln 12.46% ■ NPAIT 0.26% ■ UBT Crete 0.63% ■ PINNACLE Crete 47.40% ■ CITY BANK Crete 28.21%

LOCAL	76.23%
NON-LOCAL	23.79%