

**City of Crete  
Treasurer's Report**

| <b>fy 2025</b>   |                              | <b>8/31/2025</b>            | Cash           | Budget          | Year to date    | Percent | Budget          | Year to date    | Percent |
|------------------|------------------------------|-----------------------------|----------------|-----------------|-----------------|---------|-----------------|-----------------|---------|
| <b>91.67%</b>    |                              |                             | Balance        | Revenue         | Revenue         | Revenue | Expense         | Expense         | Expense |
| <b>UTILITIES</b> | 001-1000                     | Electric Fund CBT           | \$1,078,285.98 | \$11,762,000.00 | \$10,567,488.55 | 90%     | \$11,762,000.00 | \$10,400,624.26 | 88%     |
|                  | 001-1005                     | Consumer Deposits PINN      | \$161,571.01   |                 |                 |         |                 |                 |         |
|                  | 001-1008                     | NE Class                    | \$1,099,818.87 |                 |                 |         |                 |                 |         |
|                  | 001-1006                     | Consumer Deposit CDs PINN   | \$348,000.00   |                 |                 |         |                 |                 |         |
|                  | 001-1009                     | Revenue ACH PINN            | \$9,713.13     |                 |                 |         |                 |                 |         |
|                  | 001-1015                     | Electric CDs CBT WF         | \$3,472,739.68 |                 |                 |         |                 |                 |         |
|                  | 002-1000                     | Water Fund CBT              | -\$43,690.28   | \$1,073,000.00  | \$1,043,876.86  | 97%     | \$1,073,400.00  | \$928,387.28    | 86%     |
|                  | 002-1015                     | Water CDs CBT               | \$400,000.00   |                 |                 |         |                 |                 |         |
|                  | 003-1000                     | Sewer Fund CBT              | \$1,662,523.93 | \$1,863,790.00  | \$1,776,732.89  | 95%     | \$1,863,690.00  | \$1,768,172.66  | 95%     |
|                  | 003-1002                     | Sewer USDA Equipment CE     | \$219,312.32   |                 |                 |         |                 |                 |         |
|                  | 003-1003                     | Sewer USDA Reserve CBT      | \$230,319.63   |                 |                 |         |                 |                 |         |
|                  | 003-1008                     | NE Class                    | \$1,099,818.87 |                 |                 |         |                 |                 |         |
| <b>AIRPORT</b>   | 050-1010                     | Airport Purposes PINN       | \$131,398.59   | \$158,544.76    | \$98,315.23     | 62%     | \$156,636.50    | \$128,174.58    | 82%     |
| <b>GENERAL</b>   | 101-1000                     | General Fund PINN           | \$788,000.12   | \$4,554,050.00  | \$3,710,843.72  | 81%     | \$4,553,500.00  | \$4,177,418.48  | 92%     |
|                  | 101-1042                     | Brick Fund PINN             | \$625.67       |                 |                 |         |                 |                 |         |
|                  | 102-1015                     | City Sales Tax PINN         | \$112,018.74   | \$2,500,000.00  | \$2,233,502.64  | 89%     | \$2,500,000.00  | \$2,233,314.81  | 89%     |
|                  | 103-1000                     | Keno Fund PINN              | \$159,095.40   | \$115,000.00    | \$84,074.25     | 73%     | \$115,000.00    | \$37,939.00     | 33%     |
|                  | 103-1007                     | Keno Prize Reserve          | \$0.00         |                 |                 |         |                 |                 |         |
|                  | 103-1015                     | Keno Savings PINN           | \$43,362.81    |                 |                 |         |                 |                 |         |
|                  | 150-1000                     | General Obligation Bonds PI | \$1,134,883.89 | \$592,000.00    | \$1,104,206.28  | 187%    | \$592,000.00    | \$708,104.47    | 120%    |
|                  | 150-1015                     | LB357 Bond Savings (UBT)    | \$106,753.01   |                 |                 |         |                 |                 |         |
|                  | 171-1000                     | Insurance Contingency PINN  | \$98,794.70    | \$100,000.00    | \$0.00          | 0%      | \$100,000.00    | \$0.00          | 0%      |
| 173-1000         | Capital Reserve Checking P   | \$933,861.51                | \$0.00         | \$30,172.60     | #DIV/0!         | \$0.00  | \$109,724.12    | #DIV/0!         |         |
| 173-1043         | Capital Reserve Savings PINN | \$253,952.13                |                |                 |                 |         |                 |                 |         |
| <b>POLICE</b>    | 201-1000                     | Police Department PINN      | \$743,935.20   | \$2,120,825.35  | \$2,053,812.20  | 97%     | \$2,120,675.35  | \$2,062,865.38  | 97%     |
|                  | 202-1000                     | Communications Center PINN  | \$321,091.97   | \$468,700.00    | \$428,801.25    | 91%     | \$468,700.00    | \$355,196.91    | 76%     |
|                  | 203-1000                     | Community Service PINN      | \$172,295.90   | \$91,502.35     | \$85,647.59     | 94%     | \$91,382.35     | \$55,492.52     | 61%     |
|                  | 204-1000                     | Stop Fund PINN              | \$3,185.28     | \$3,010.28      | \$575.00        | 19%     | \$3,010.28      | \$0.00          | 0%      |
|                  | 205-1000                     | K9 Fund PINN                | \$5,640.09     | \$6,475.00      | \$6,435.38      | 99%     | \$6,475.00      | \$5,094.59      | 79%     |

**City of Crete  
Treasurer's Report**

|                             | fy 2025                                   | 8/31/2025   | Cash            | Budget         | Year to date   | Percent | Budget         | Year to date | Percent |
|-----------------------------|---|-------------|-----------------|----------------|----------------|---------|----------------|--------------|---------|
|                             | 91.67%                                    | Fund        | Balance         | Revenue        | Revenue        | Revenue | Expense        | Expense      | Expense |
| <b>FIRE &amp; RESCUE</b>    | 301-1000 Fire Dept. Operations PINN       |             | \$152,665.80    | \$181,300.00   | \$183,691.63   | 101%    | \$180,800.00   | \$136,790.38 | 76%     |
|                             | 302-1000 Rescue PINN                      |             | -\$16,077.10    | \$406,700.00   | \$336,597.92   | 83%     | \$406,700.00   | \$376,536.01 | 93%     |
|                             | 303-1000 Fire Equipment PINN              |             | \$47,670.59     | \$102,000.00   | \$44,777.50    | 44%     | \$102,000.00   | \$49,878.88  | 49%     |
|                             | 304-1000 Fire Equipment II PINN           |             | -\$87,349.65    | \$4,156,000.00 | \$200,685.53   | 5%      | \$4,156,000.00 | \$199,006.83 | 5%      |
|                             | 304-1043 Fire Equipment II Savings PI     |             | \$152,939.04    |                |                |         |                |              |         |
|                             | 304-1014 Fire Equipment II Invest NP/     |             | \$60,782.72     |                |                |         |                |              |         |
|                             | 304-1015 Fire Equipment II CDs PINN       |             | \$50,000.00     |                |                |         |                |              |         |
| <b>STREETS</b>              | 401-1000 Street & Grade PINN              |             | \$1,752,715.83  | \$1,179,950.00 | \$1,079,079.41 | 91%     | \$1,179,850.00 | \$855,263.86 | 72%     |
|                             | 401-1015 Street & Grade PINN              |             | \$236,000.00    |                |                |         |                |              |         |
| <b>PUBLIC WORKS</b>         | 501-1000 City Hall PINN                   |             | \$76,621.39     | \$61,770.00    | \$56,622.50    | 92%     | \$61,750.00    | \$59,066.74  | 96%     |
|                             | 502-1000 Community Center PINN            |             | -\$117,657.98   | \$12,850.00    | \$11,455.91    | 89%     | \$12,850.00    | \$18,698.33  | 146%    |
|                             | 503-1000 Community Room/Shelter PI        |             | \$53,685.97     | \$19,100.00    | \$18,335.28    | 96%     | \$19,100.00    | \$17,366.80  | 91%     |
|                             | 511-1000 Transfer Station PINN            |             | \$168,573.32    | \$40,000.00    | \$61,527.00    | 154%    | \$40,000.00    | \$26,818.07  | 67%     |
|                             | 512-1000 Landfill Reserve PINN            |             | \$323,276.36    | \$15,975.00    | \$14,643.75    | 92%     | \$15,975.00    | \$0.00       | 0%      |
|                             | 521-1000 Parks Maintenance PINN           |             | \$166,084.10    | \$320,900.00   | \$308,769.38   | 96%     | \$319,050.00   | \$311,512.00 | 98%     |
|                             | 522-1000 Swimming Pool Maintenance        |             | \$147,995.51    | \$51,290.00    | \$47,015.87    | 92%     | \$51,290.00    | \$47,055.32  | 92%     |
|                             | 531-1000 Capitol Outlay PINN              |             | \$370,559.32    | \$0.00         | \$162,677.12   | #DIV/0! | \$0.00         | \$102,419.89 | #DIV/0! |
|                             | 531-1015 Capitol Outlay CDs PINN          |             | \$90,000.00     |                |                |         |                |              |         |
|                             | 532-1000 Capitol Improvements PINN        |             | -\$1,877,318.84 | \$0.00         | \$178,729.30   | #DIV/0! | \$0.00         | \$495,328.21 | #DIV/0! |
|                             | 532-1043 Capitol Improvements BANs        |             | \$94,239.62     |                |                |         |                |              |         |
| 551-1000 FEMA Disaster PINN |   | -\$1,983.86 | \$0.00          | \$0.00         | 0%             | \$0.00  | \$0.00         | 0%           |         |
| 561-1000 ARPA PINN          |   | \$34,296.12 | \$0.00          | \$0.00         | 0%             | \$0.00  | \$234,300.92   | 0%           |         |
| <b>CEMETERY</b>             | 601-1000 Cemetery Maintenance PINN        |             | \$77,889.81     | \$96,830.00    | \$97,409.58    | 101%    | \$96,830.00    | \$96,947.56  | 100%    |
|                             | 601-1010 Kuncl Memorial Fund CBT          |             | \$5,381.44      |                |                |         |                |              |         |
|                             | 601-1014 Maintenance Perpetual CD (       |             | \$22,000.00     |                |                |         |                |              |         |
|                             | 601-1015 Maintenance CDs CBT              |             | \$10,000.00     |                |                |         |                |              |         |
|                             | 602-1000 Cemetery Perpetual Care PI       |             | \$27,311.45     | \$2,500.00     | \$3,074.03     | 123%    | \$2,500.00     | \$3.93       | 0%      |
|                             | 602-1010 Moser/Chrastil Memorial Fund CBT |             | \$1,293.82      |                |                |         |                |              |         |
|                             | 602-1015 Perpetual Care CDs PINN          |             | \$107,000.00    |                |                |         |                |              |         |

**City of Crete  
Treasurer's Report**

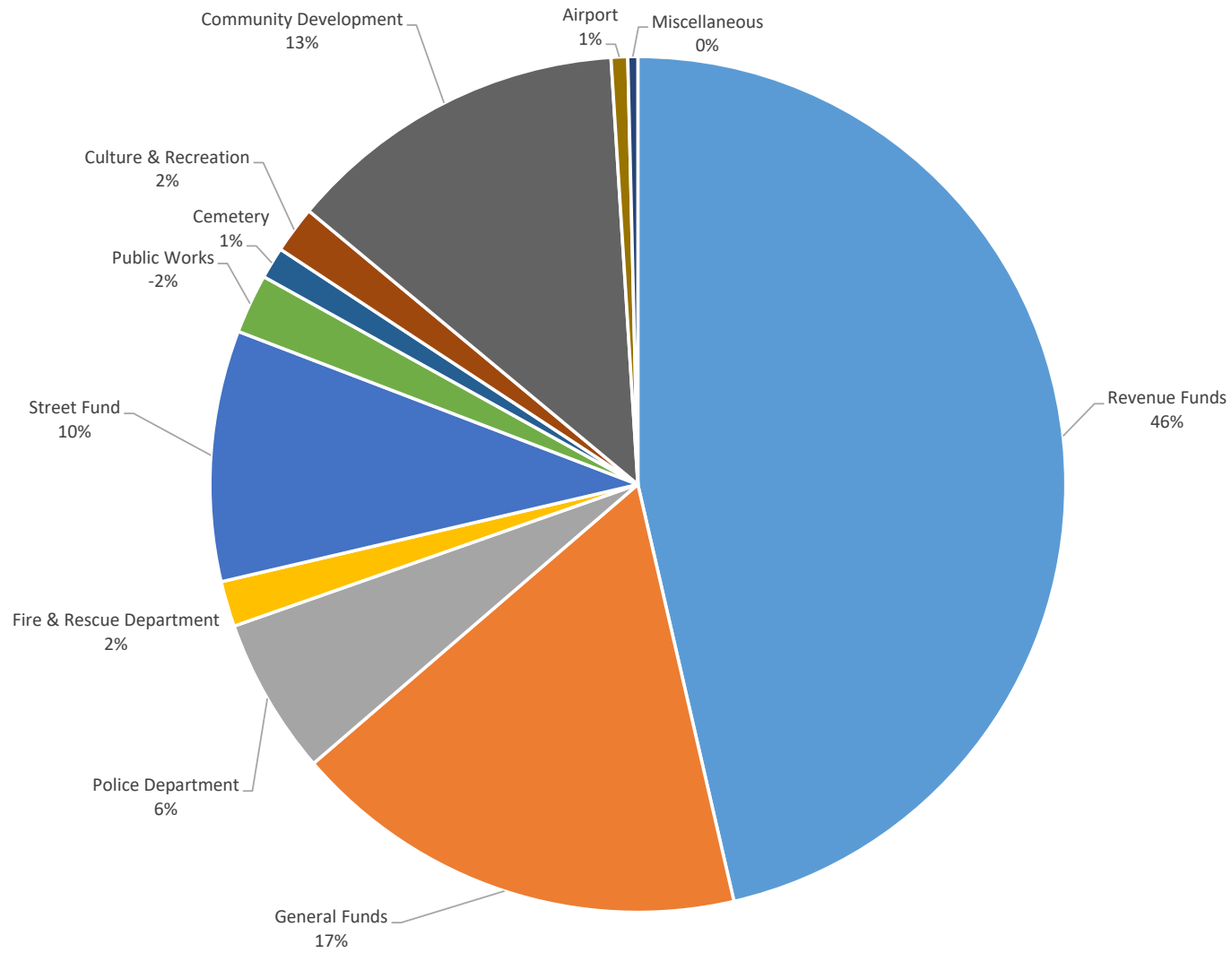
|                                 | <b>fy 2025</b>                              | <b>8/31/2025</b> | <b>Cash</b>     | <b>Budget</b>   | <b>Year to date</b> | <b>Percent</b> | <b>Budget</b>   | <b>Year to date</b> | <b>Percent</b> |
|---------------------------------|---|------------------|-----------------|-----------------|---------------------|----------------|-----------------|---------------------|----------------|
|                                 | 91.67%                                      | Fund             | Balance         | Revenue         | Revenue             | Revenue        | Expense         | Expense             | Expense        |
| <b>CULTURE &amp; RECREATION</b> | 701-1000 Library Operations PINN            |                  | \$144,109.90    | \$648,362.00    | \$599,020.61        | 92%            | \$644,862.00    | \$617,986.43        | 96%            |
|                                 | 702-1000 Library Reserve PINN               |                  | -\$9,437.60     | \$34,139.00     | \$34,790.44         | 102%           | \$34,139.00     | \$34,912.91         | 102%           |
|                                 | 702-1014 Daughterty Library Reserve CDs PII |                  | \$0.00          |                 |                     |                |                 |                     |                |
|                                 | 702-1015 Library Reserve CDs PINN           |                  | \$0.00          |                 |                     |                |                 |                     |                |
|                                 | 721-1000 Recreation Programs PINN           |                  | \$179,639.45    | \$123,700.00    | \$111,938.24        | 90%            | \$122,500.00    | \$105,351.16        | 86%            |
|                                 | 722-1000 Swimming Pool Programs P           |                  | \$58,715.52     | \$152,250.00    | \$132,238.39        | 87%            | \$152,250.00    | \$139,284.13        | 91%            |
| <b>COMMUNITY DEVELOPMENT</b>    | 801-1000 Economic Development PIN           |                  | \$304,647.53    | \$2,131,000.00  | \$608,391.22        | 29%            | \$2,131,000.00  | \$205,410.93        | 10%            |
|                                 | 801-1014 ED Loan Guarantee Fund PI          |                  | \$628,580.99    |                 |                     |                |                 |                     |                |
|                                 | 801-1043 LB840 Savings PINN                 |                  | \$1,649,273.01  |                 |                     |                |                 |                     |                |
|                                 | 802-1000 Tax Increment Financing PI         |                  | \$253,945.70    | \$180,000.00    | \$151,815.89        | 84%            | \$0.00          | \$206,552.08        | #DIV/0!        |
|                                 | 810-1000 CCCFF Theater PINN                 |                  | -\$143,309.27   | \$0.00          | \$0.00              | #DIV/0!        | \$0.00          | \$392.05            | #DIV/0!        |
|                                 | 851-1000 CDBG Housing PINN                  |                  | -\$3,175.22     | \$0.00          | \$47.06             | #DIV/0!        | \$0.00          | \$0.00              | 0%             |
|                                 | 851-1043 Housing Savings PINN               |                  | \$37,692.47     |                 |                     |                |                 |                     |                |
|                                 | 852-1000 CDBG DTR PINN                      |                  | -\$1,130.52     | \$580,000.00    | \$38,118.66         | 7%             | \$580,000.00    | \$80,866.30         | 14%            |
| 853-1000 CDBG Streets PINN      |   | -\$6,615.00      | \$0.00          | \$0.00          | 0%                  | \$0.00         | \$0.00          | 0%                  |                |
| <b>MISC.</b>                    | 951-1000 Payroll PINN                       |                  | \$61,956.94     |                 |                     |                |                 |                     |                |
|                                 | 952-1010 Health Insurance CBT               |                  | \$10,943.13     | \$0.00          | \$18,009.46         | 0%             | \$0.00          | \$16,937.29         | 0%             |
|                                 | 953-1010 Cafeteria Fund CBT                 |                  | \$6,044.50      |                 |                     |                |                 |                     |                |
|                                 | <b>Totals</b>                               |                  | \$20,047,784.46 | \$35,905,513.74 | \$27,723,946.12     | 77%            | \$35,715,915.48 | \$27,405,196.07     | 77%            |

**City of Crete  
Treasurer's Report**

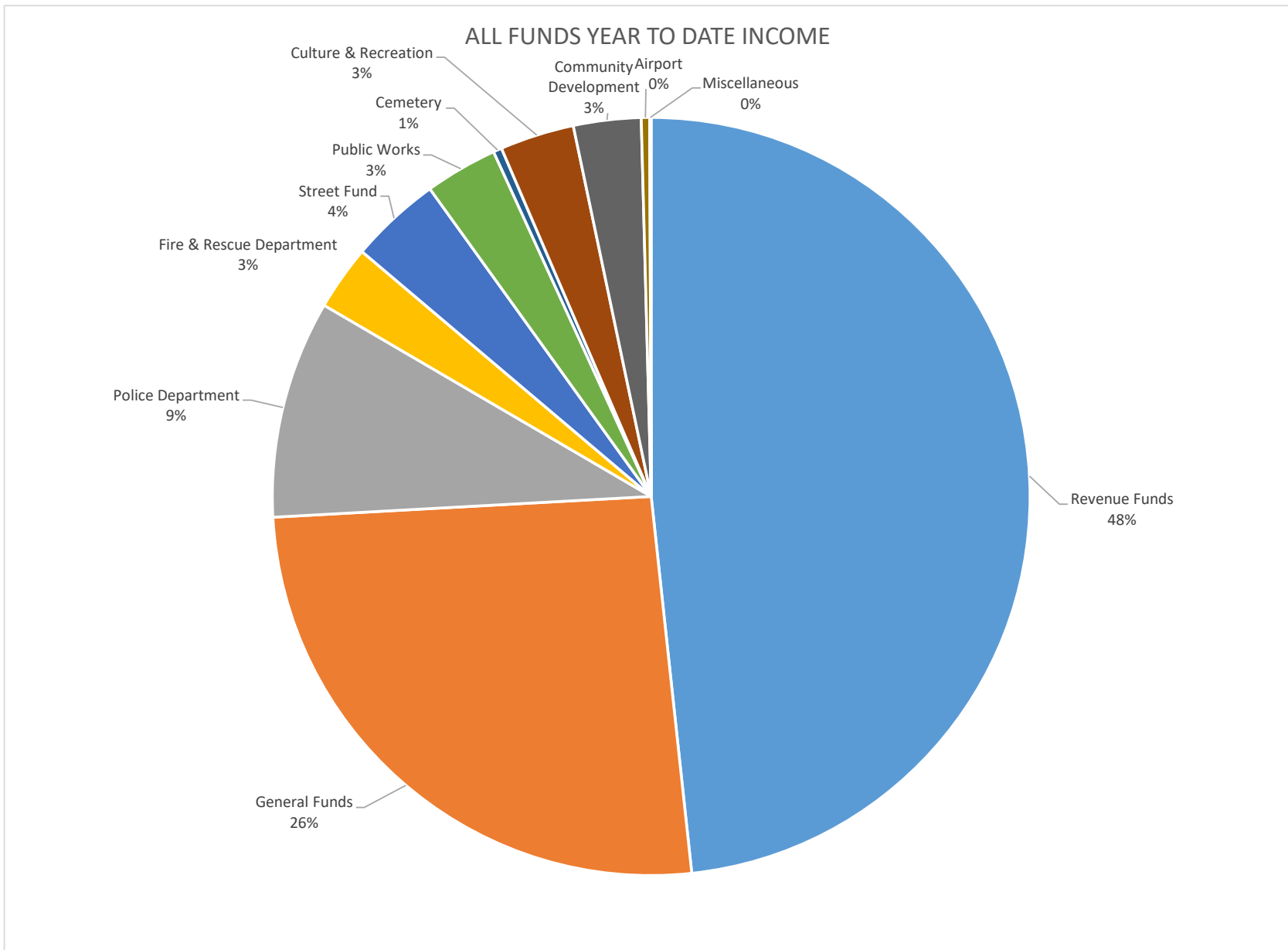
| fy 2025 | 8/31/2025                           | Cash            | Budget                    | Year to date     | Percent         | Budget          | Year to date    | Percent |
|---------|-------------------------------------|-----------------|---------------------------|------------------|-----------------|-----------------|-----------------|---------|
| 91.67%  | Fund                                | Balance         | Revenue                   | Revenue          | Revenue         | Expense         | Expense         | Expense |
|         | <b>Revenue Funds</b>                | \$9,738,413.14  | \$14,698,790.00           | \$13,388,098.30  | 91%             | \$14,699,090.00 | \$13,097,184.20 | 89%     |
|         | <b>General Funds</b>                | \$3,631,347.98  | \$7,861,050.00            | \$7,162,799.49   | 91%             | \$7,860,500.00  | \$7,266,500.88  | 92%     |
|         | <b>Police Department</b>            | \$1,246,148.44  | \$2,690,512.98            | \$2,575,271.42   | 90%             | \$2,690,242.98  | \$2,478,649.40  | 86%     |
|         | <b>Fire &amp; Rescue Department</b> | \$360,631.40    | \$4,846,000.00            | \$765,752.58     | 16%             | \$4,845,500.00  | \$762,212.10    | 16%     |
|         | <b>Street Fund</b>                  | \$1,988,715.83  | \$1,179,950.00            | \$1,079,079.41   | 91%             | \$1,179,850.00  | \$855,263.86    | 72%     |
|         | <b>Public Works</b>                 | -\$471,628.97   | \$521,885.00              | \$859,776.11     | 165%            | \$520,015.00    | \$1,312,566.28  | 252%    |
|         | <b>Cemetery</b>                     | \$250,876.52    | \$99,330.00               | \$100,483.61     | 101%            | \$99,330.00     | \$96,951.49     | 98%     |
|         | <b>Culture &amp; Recreation</b>     | \$373,027.27    | \$958,451.00              | \$877,987.68     | 92%             | \$953,751.00    | \$897,534.63    | 94%     |
|         | <b>Community Development</b>        | \$2,719,909.69  | \$2,891,000.00            | \$798,372.83     | 28%             | \$2,711,000.00  | \$493,221.36    | 18%     |
|         | <b>Airport</b>                      | \$131,398.59    | \$158,544.76              | \$98,315.23      | 62%             | \$156,636.50    | \$128,174.58    | 82%     |
|         | <b>Miscellaneous</b>                | \$78,944.57     | \$0.00                    | \$18,009.46      | 0%              | \$0.00          | \$16,937.29     | 0%      |
|         | <b>Total All Funds</b>              | \$20,047,784.46 | \$35,905,513.74           | \$27,723,946.12  | 77%             | \$35,715,915.48 | \$27,405,196.07 | 77%     |
|         |                                     |                 |                           |                  |                 |                 |                 |         |
|         |                                     |                 | <b>DEBT</b>               | <b>Principal</b> | <b>Interest</b> | <b>Total</b>    | <b>Annual</b>   |         |
|         |                                     |                 | <b>General Obligation</b> | \$4,345,000.00   | \$341,811.25    | \$4,686,811.25  | \$1,305,333.75  |         |
|         |                                     |                 | <b>Other Tax Funds</b>    | \$4,105,000.00   | \$1,250,060.01  | \$5,355,060.01  | \$80,722.50     |         |
|         |                                     |                 | <b>Revenue Funds</b>      | \$8,232,548.18   | \$820,332.25    | \$9,052,880.43  | \$219,737.50    |         |
|         |                                     |                 | <b>Total</b>              | \$16,682,548.18  | \$2,412,203.51  | \$19,094,751.69 | \$1,605,793.75  |         |

City of Crete  
Treasurer's Report

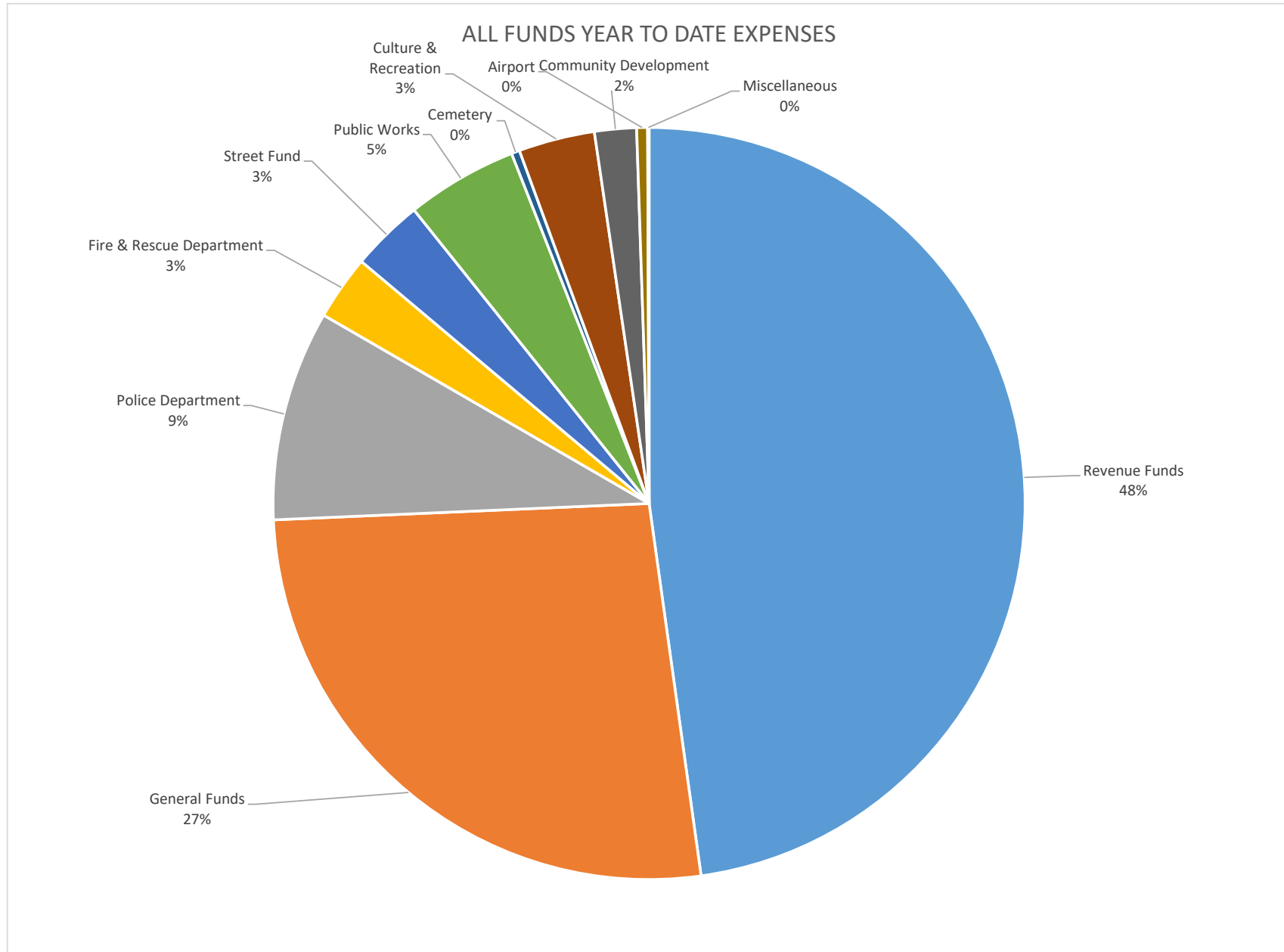
ALL FUNDS CASH



City of Crete  
Treasurer's Report

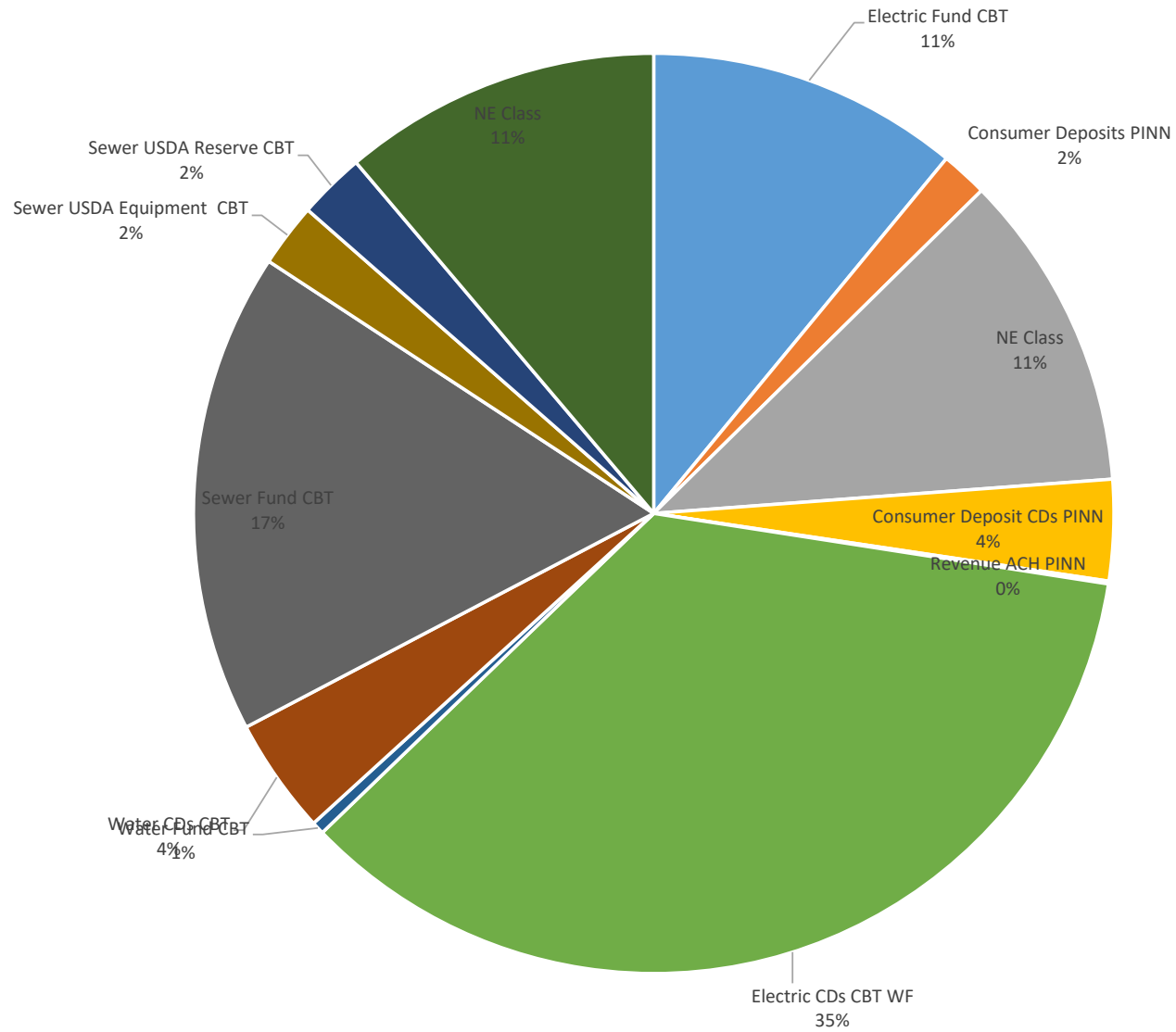


City of Crete  
Treasurer's Report



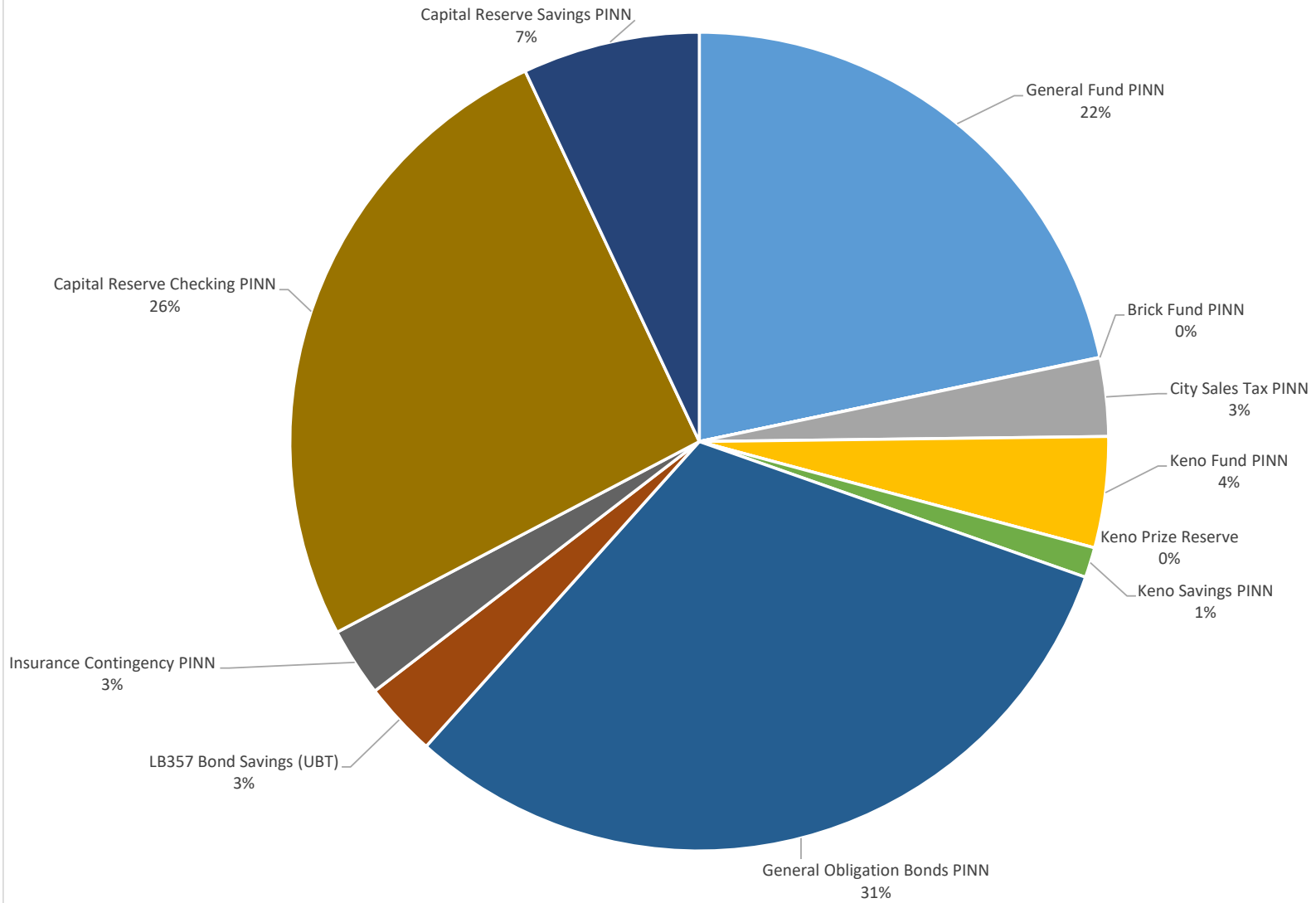
City of Crete  
Treasurer's Report

UTILITY FUNDS CASH

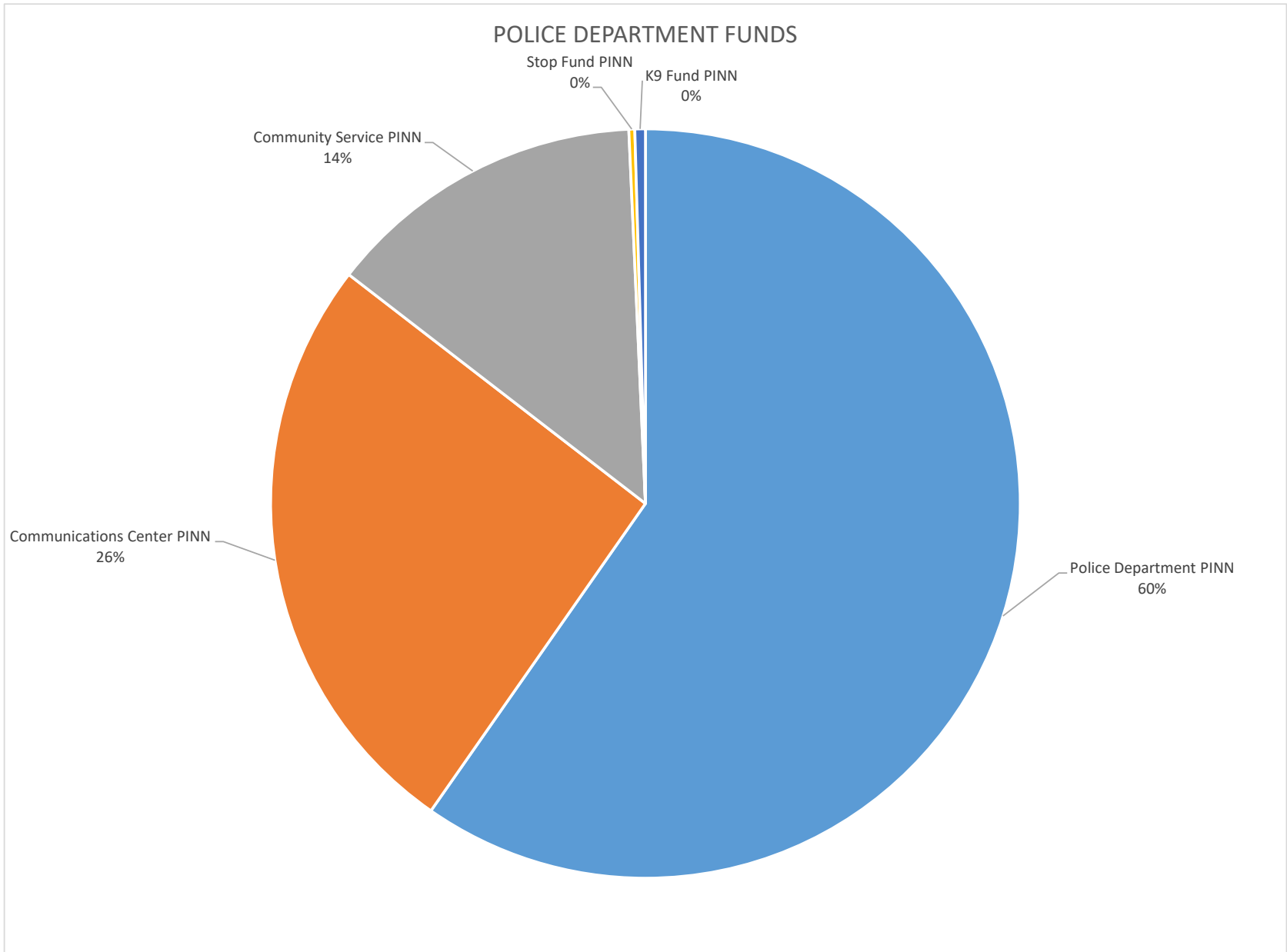


City of Crete  
Treasurer's Report

GENERAL FUND CASH

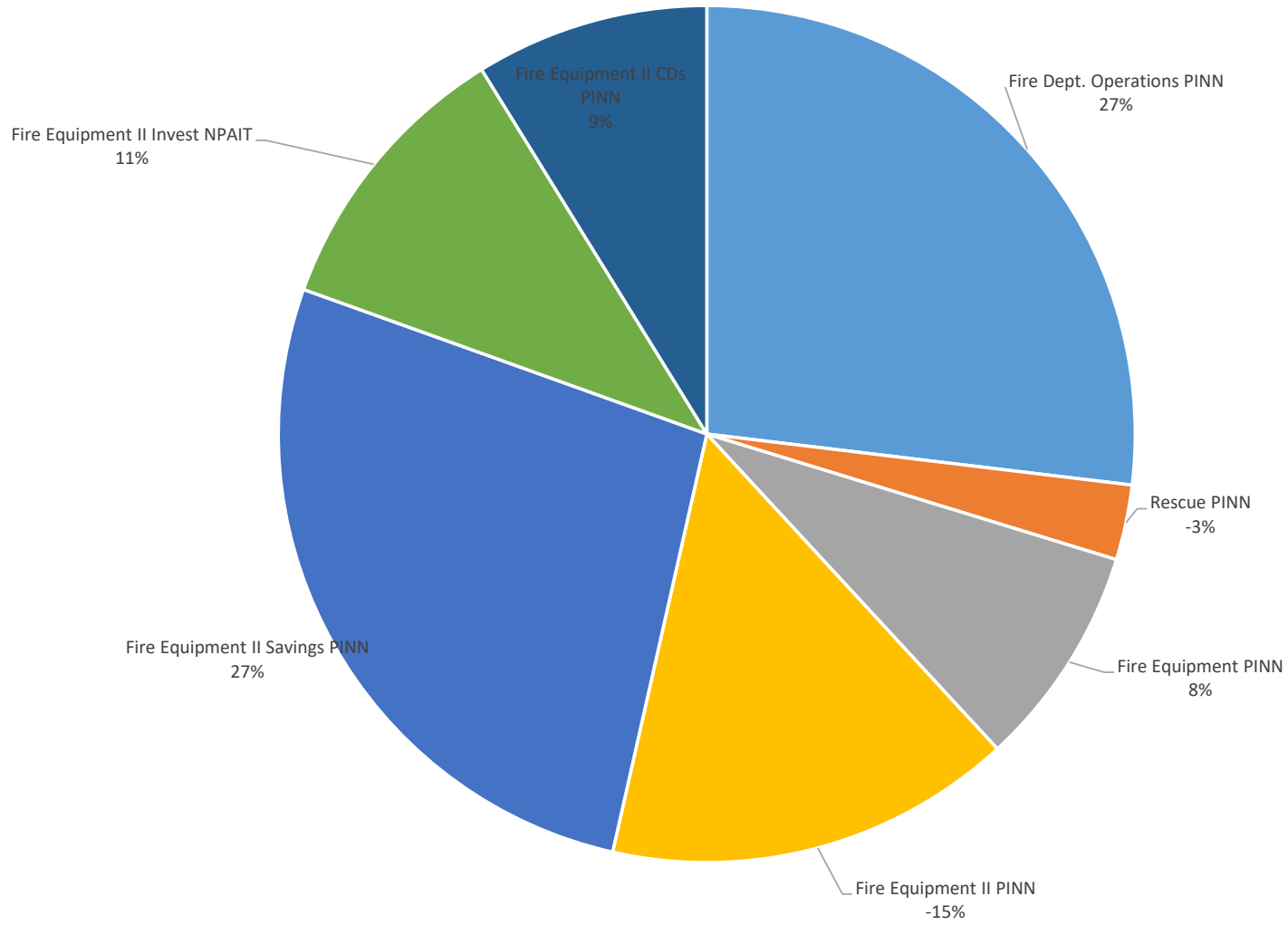


**City of Crete  
Treasurer's Report**



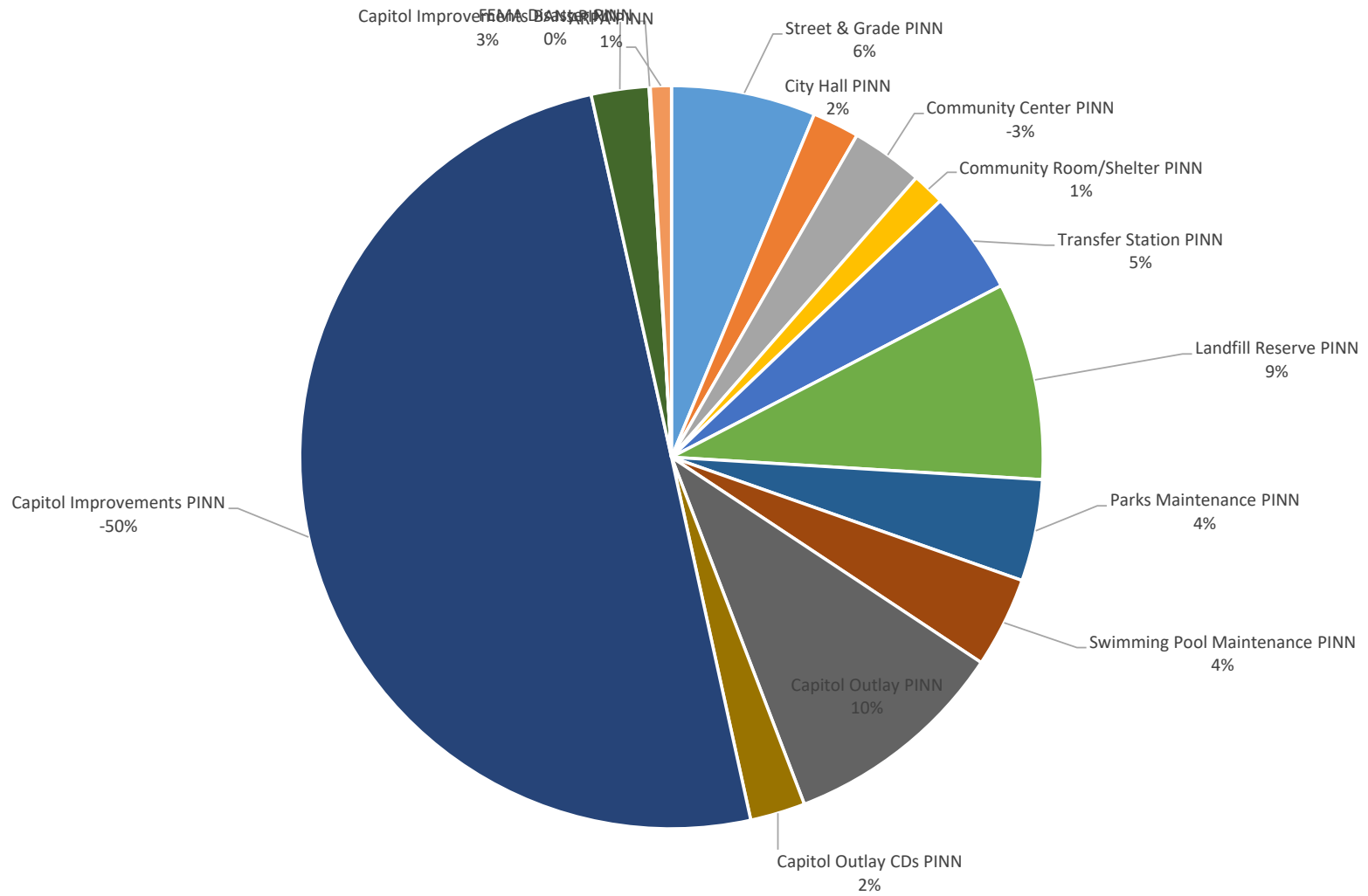
City of Crete  
Treasurer's Report

FIRE & RESCUE FUNDS



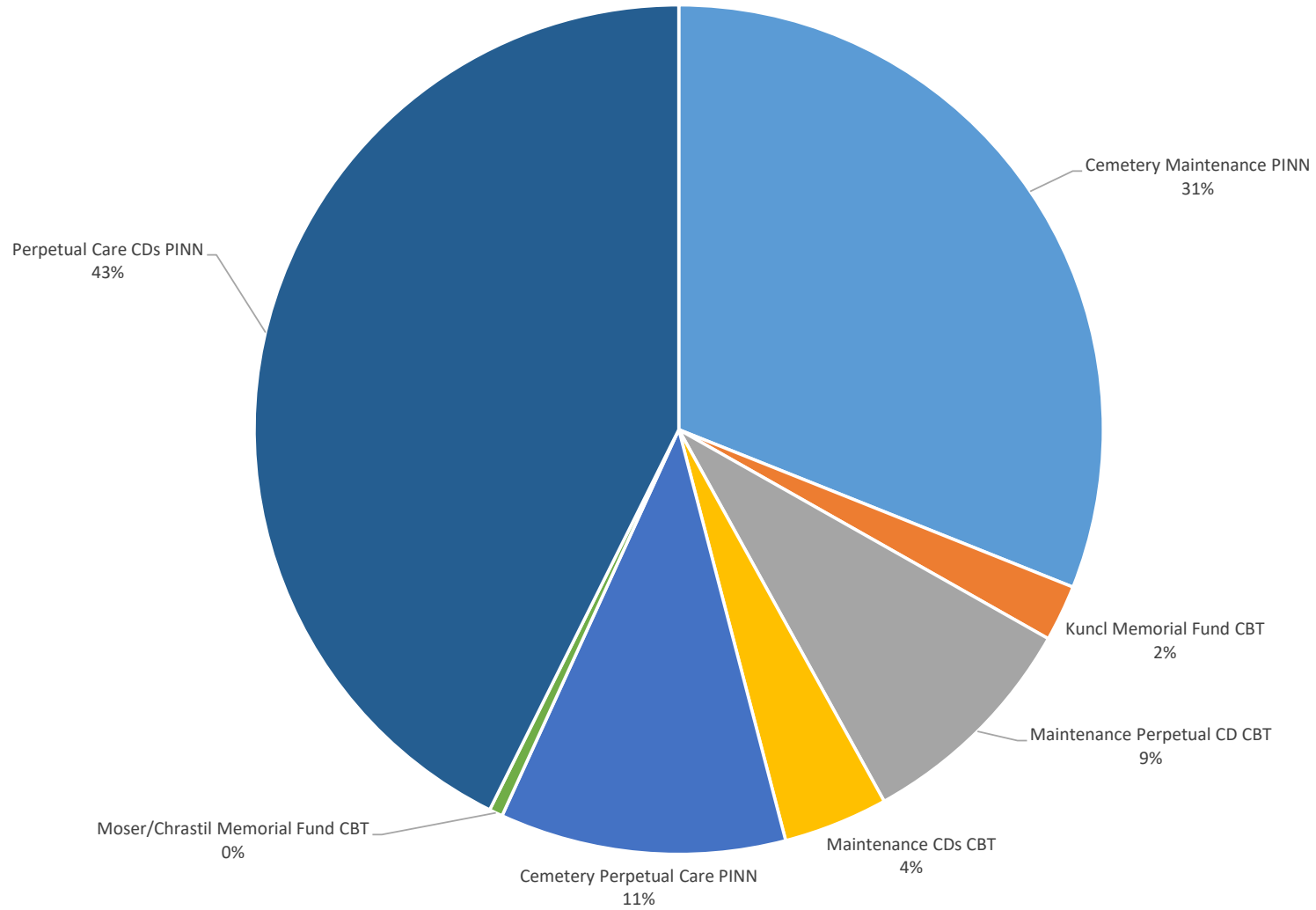
City of Crete  
Treasurer's Report

PUBLIC WORKS FUNDS



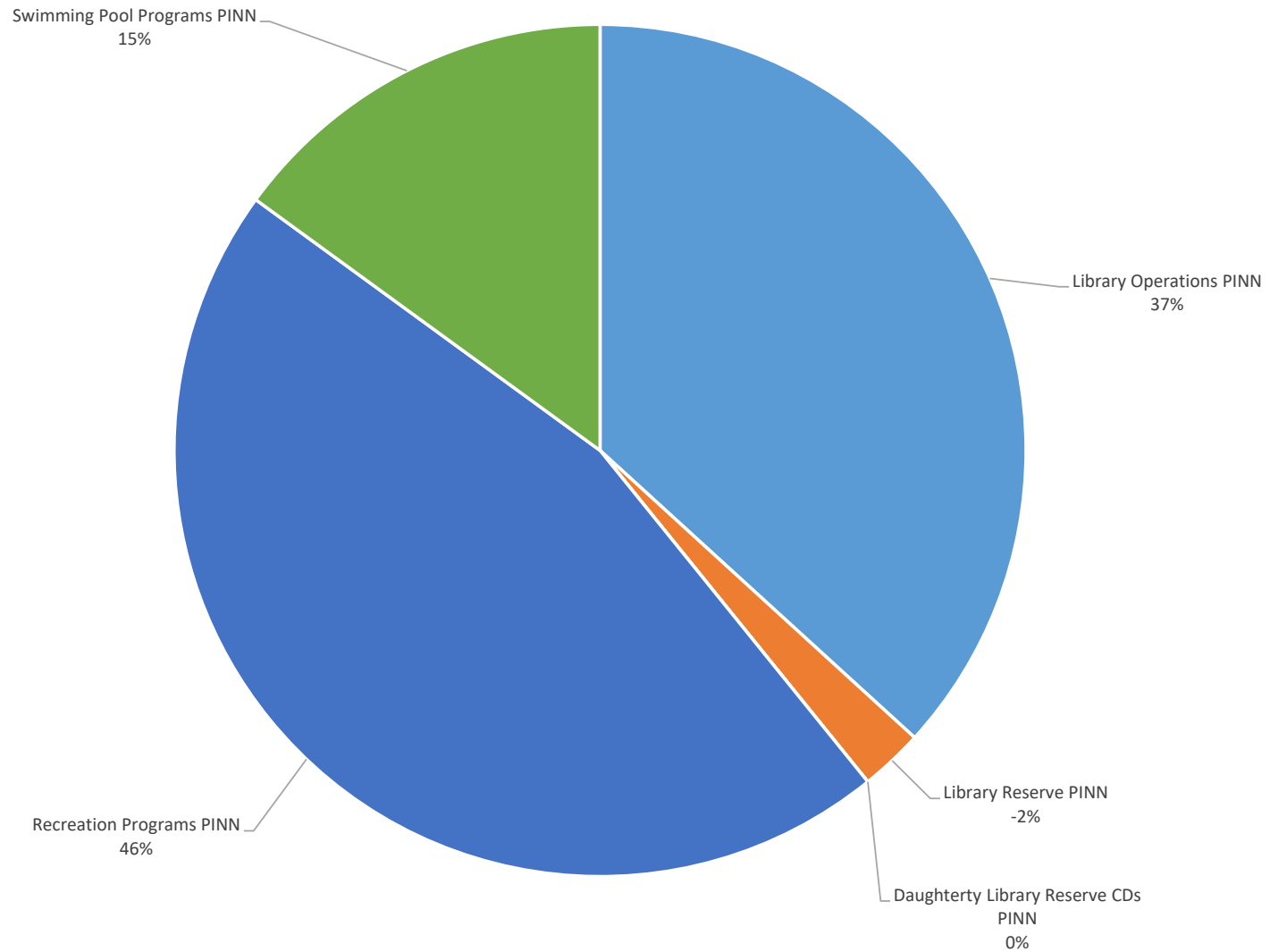
City of Crete  
Treasurer's Report

CEMETERY FUNDS

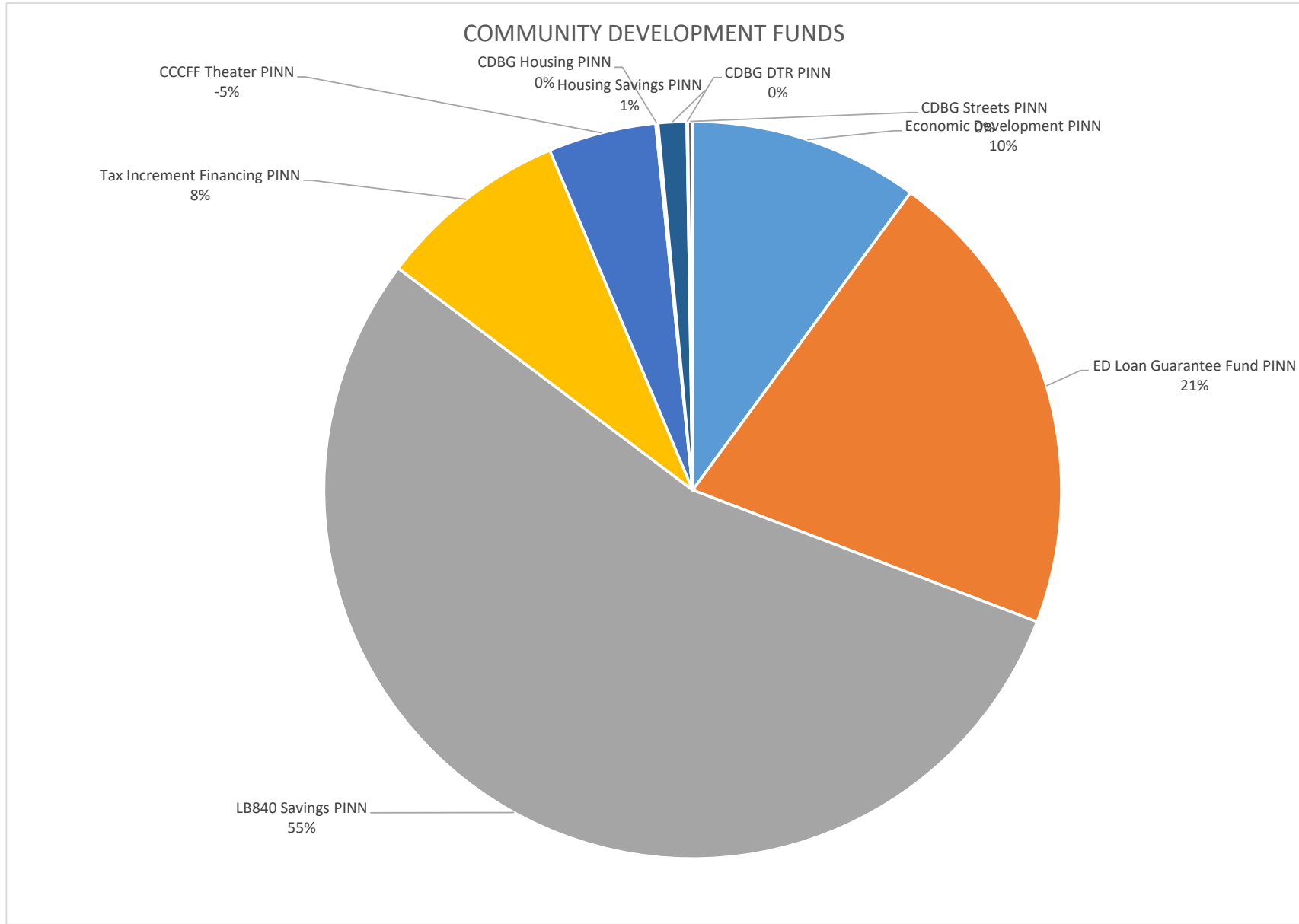


City of Crete  
Treasurer's Report

CULTURAL AND RECREATION FUNDS

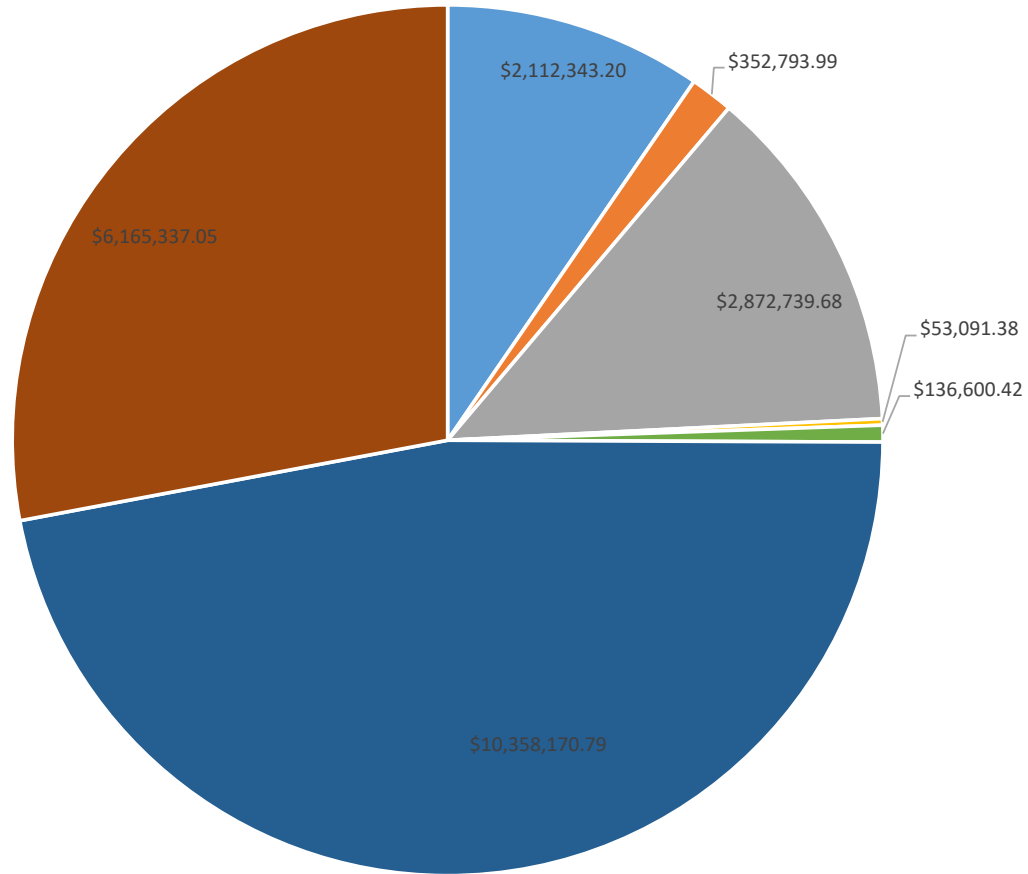


City of Crete  
Treasurer's Report



**City of Crete  
Treasurer's Report**

Financial Institution Distribution



■ Nebraska Class 38.21% ■ XBP Utah 6.38% ■ WELLS FARGO Lincoln 51.97% ■ NPAIT 0.26% ■ NPAIT ■ UBT Crete 2.47% ■ PINNACLE Crete 187.39% ■ CITY BANK Crete 111.54%

|           |         |
|-----------|---------|
| LOCAL     | 301.40% |
| NON-LOCAL | 96.83%  |